



২০১৫-১৬ অর্থ বছরের বার্ষিক উন্নয়ন কর্মসূচি  
বাস্তবায়ন অগ্রগতি পর্যালোচনা প্রতিবেদন

বাস্তবায়ন পরিবীক্ষণ ও মূল্যায়ন বিভাগ (আইএমইডি)  
পরিকল্পনা মন্ত্রণালয়  
গণপ্রজাতন্ত্রী বাংলাদেশ সরকার

৩০ মাঘ ১৪২৩ বঙ্গাব্দ  
১২ ফেব্রুয়ারি ২০১৭ খ্রিস্টাব্দ

২০১৫-১৬ অর্থ বছরের বার্ষিক উন্নয়ন কর্মসূচি  
বাস্তবায়ন অগ্রগতি পর্যালোচনা প্রতিবেদন

জাতীয় অর্থনৈতিক পরিষদের জন্য প্রতিবেদন

- সূচিপত্র -

**২০১৫-১৬ অর্থ বছরের বার্ষিক উন্নয়ন কর্মসূচি (এডিপি) বাস্তবায়ন  
অগ্রগতি পর্যালোচনা প্রতিবেদনের Structure এবং Contents**

ক্রমিক নং-	বিষয়	পৃষ্ঠা নং-
<b>প্রতিবেদনঃ</b>		
১।	ভূমিকা	.... ১-১
২।	২০১৫-১৬ অর্থ বছরের এডিপি	.... ১-১
৩।	২০১৫-১৬ অর্থ বছরের এডিপি বরাদ্দ	.... ১-২
৪।	গত ৫ (পাঁচ) বছরের সংশোধিত এডিপিতে অভ্যন্তরীণ ও বৈদেশিক সম্পদের অবদান	.... ২-২
৫।	আর্থিক অগ্রগতি	.... ৩-৩
৬।	এডিপিতে শ্রেণী ভিত্তিক প্রকল্প সংখ্যা, বরাদ্দ ও বাস্তবায়ন অগ্রগতি	.... ৪-৫
৭।	২০১৫-১৬ অর্থ বছরসহ গত ৫ (পাঁচ) বছরের সংশোধিত এডিপি বরাদ্দ ও ব্যয়ের বিবরণী	.... ৫-৬
৮।	এডিপি'র খাত ভিত্তিক অগ্রগতি	.... ৬-৮
৯।	মন্ত্রণালয়/বিভাগ ভিত্তিক এডিপি বরাদ্দ ও ব্যয়	.... ৯-১৭
১০।	প্রকল্প ভিত্তিক সার্বিক এডিপি বাস্তবায়ন অগ্রগতি	.... ১৭-১৯
১১।	এডিপিভুক্ত প্রকল্পের প্রাক্কলিত ব্যয়ের বিপরীতে ক্রমপুঞ্জিত আর্থিক অগ্রগতি	.... ১৯-২০
১২।	সমাপ্ত প্রকল্প	.... ২০-২০
১৩।	প্রকল্প অনুমোদন পর্যায়	.... ২১-২১
১৪।	বার্ষিক উন্নয়ন কর্মসূচি বাস্তবায়নের ক্ষেত্রে পরিলক্ষিত সমস্যাবলী	.... ২১-২৩
১৯।	উপসংহার	.... ২৪-২৪

## সংযোজনীসমূহ

	বিষয়	সংযোজনী	পৃষ্ঠা নং-
১.	এডিপি'র খাত ভিত্তিক বিনিয়োগ অগ্রগতি	সংযোজনী-ক	.... ২৫-৩৪
২.	মন্ত্রণালয়/বিভাগ ভিত্তিক এডিপি বরাদ্দ ও ব্যয়	সংযোজনী-খ	.... ৩৫-৪৪
৩.	স্থানীয় মুদ্রা ৯৪.৩৭% এর কম ব্যবহারকারী মন্ত্রণালয়/বিভাগ	সংযোজনী-গ	.... ৪৫-৫০
৪.	প্রকল্প সাহায্য ৮৬.৫০% এর কম ব্যবহারকারী মন্ত্রণালয়/বিভাগ	সংযোজনী-ঘ	.... ৫১-৫৬
৫.	মন্ত্রণালয়/বিভাগ ভিত্তিক প্রকল্পসমূহের বরাদ্দ, অবমুক্তি ও ব্যয়ের বিবরণ	সংযোজনী-ঙ	.... ৫৭-৬৯২
৬.	শূন্য আর্থিক অগ্রগতি সম্পন্ন প্রকল্পের তালিকা	সংযোজনী-চ	.... ৬৯৩-৭০৮
৭.	শূন্য বাস্তব অগ্রগতি সম্পন্ন প্রকল্পের তালিকা	সংযোজনী-ছ	.... ৭০৯-৭২৪
৮.	২০১৫-১৬ অর্থবছরে সমাপ্ত ঘোষিত প্রকল্পের বাস্তবায়ন অগ্রগতি	সংযোজনী-জ	.... ৭২৫-৭৫৬

গণপ্রজাতন্ত্রী বাংলাদেশ সরকার  
পরিকল্পনা মন্ত্রণালয়  
বাস্তবায়ন পরিবীক্ষণ ও মূল্যায়ন বিভাগ

**বিষয়ঃ ২০১৫-১৬ অর্থ বছরের বার্ষিক উন্নয়ন কর্মসূচি (এডিপি) বাস্তবায়ন অগ্রগতি পর্যালোচনা প্রতিবেদন**

**ভূমিকা :**

ডিজিটাল বাংলাদেশ গড়ার এবং ২০২১ সালের মধ্যে বাংলাদেশকে মধ্য আয়ের দেশে উত্তরণের মাধ্যমে দারিদ্র্য নিরসন ও জনগণের জীবন যাত্রার মান উন্নয়নের লক্ষ্যে, দেশের দূত অর্থনৈতিক প্রবৃদ্ধি অর্জনের জন্য সামষ্টিক অর্থনীতির স্থিতিশীলতা বজায় রাখা, অধিকতর কর্মসংস্থানের সুযোগ সৃষ্টি, অবকাঠামো, যোগাযোগ ব্যবস্থা এবং মানব সম্পদের সুষ্ঠু উন্নয়নের লক্ষ্যে সরকারি খাতে প্রয়োজনীয় বিনিয়োগ কর্মকান্ড পরিচালনার জন্য বার্ষিক উন্নয়ন কর্মসূচি গ্রহণ করা হয়। পরিকল্পনা মন্ত্রণালয়ের বাস্তবায়ন পরিবীক্ষণ ও মূল্যায়ন বিভাগ (আইএমইডি) নিয়মিতভাবে এডিপিভুক্ত প্রকল্প/কর্মসূচিসমূহের বাস্তবায়ন অগ্রগতি পর্যালোচনা ও বাস্তবায়নে সমস্যাসমূহ চিহ্নিত করে সুপারিশসহ প্রতিবেদন প্রণয়ন করে আসছে। এরই ধারাবাহিকতায় আইএমইডি কর্তৃক ২০১৫-১৬ অর্থ বছরের এডিপি বাস্তবায়ন অগ্রগতি পর্যালোচনা প্রতিবেদন প্রণয়ন করা হয়েছে।

**২। ২০১৫-১৬ অর্থ বছরের এডিপিঃ**

২০১৫-১৬ অর্থ বছরের সংশোধিত এডিপিতে ৯৩,৯০৫.১৭ কোটি টাকা বরাদ্দসহ ১৫৪৮টি প্রকল্প এবং ৯টি বিভিন্ন উন্নয়ন সহায়তা খাত অন্তর্ভুক্ত হয়েছে, যার মধ্যে বিনিয়োগ প্রকল্প ১২০৭টি, কারিগরি সহায়তা প্রকল্প ১৮৫টি, স্বায়ত্বশাসিত সংস্থা/কর্পোরেশনের নিজস্ব অর্থায়নে বাস্তবায়নধীন ১৪৩টি প্রকল্প, জেডিসিএফ অর্থায়িত ১৩টি প্রকল্প রয়েছে। বিনিয়োগ, কারিগরি সহায়তা, স্বায়ত্বশাসিত সংস্থা/কর্পোরেশনের নিজস্ব অর্থায়ন, জেডিসিএফ অর্থায়িত ও ৯টি বিভিন্ন উন্নয়ন সহায়তা খাতসহ প্রকল্পের শ্রেণী ভিত্তিক বরাদ্দ ও অগ্রগতির চিত্র সারণী ৩ – এ উপস্থাপন করা হয়েছে।

**৩। ২০১৫-১৬ অর্থ বছরের এডিপি বরাদ্দ :**

২০১৫-১৬ অর্থ বছরের মূল বার্ষিক উন্নয়ন কর্মসূচিতে (এডিপি) ১২০৬ টি প্রকল্প এবং ৯টি বিভিন্ন উন্নয়ন সহায়তা খাত অন্তর্ভুক্ত ছিল এবং মোট বরাদ্দের পরিমাণ ছিল ১০০,৯৯৬.৯২ কোটি টাকা, যার মধ্যে স্থানীয় মুদ্রা ৬২,৫০০.০০ কোটি টাকা (৬২%), প্রকল্প সাহায্য ৩৪,৫০০.০০ কোটি টাকা (৩৪%) এবং স্বায়ত্বশাসিত সংস্থা/কর্পোরেশনের নিজস্ব অর্থায়ন ৩,৯৯৬.৯২ কোটি টাকা (৪%) ছিল। ২০১৫-১৬ অর্থ বছরের সংশোধিত এডিপিতে অন্তর্ভুক্ত ৫৪টি মন্ত্রণালয়/বিভাগের আওতায় প্রকল্পসমূহের অনুকূলে মূল এডিপি'র মোট বরাদ্দ ৭০৯১.৭৫ কোটি টাকা (৭%) হ্রাস পেয়ে ৯৩,৯০৫.১৭ কোটিতে দাঁড়ায় ও প্রকল্প সংখ্যা ৩৪২টি (২৮%) বৃদ্ধি পেয়ে ১৫৪৮টিতে উন্নীত হয়। সংশোধিত এডিপিতে এ অর্থ বছরে স্থানীয় মুদ্রা, প্রকল্প সাহায্য এবং স্বায়ত্বশাসিত সংস্থা/কর্পোরেশনের নিজস্ব অর্থায়ন বরাদ্দ যথাক্রমে ১%, ১৫% এবং ২৭% হ্রাস পেয়ে ৬১৮৪০.০০ কোটি টাকা (সংশোধিত এডিপিতে মোট বরাদ্দের ৬৬%) এবং ২৯,১৬০.০০ কোটি টাকায় (সংশোধিত মোট বরাদ্দের ৩১%) দাঁড়ায় এবং স্বায়ত্বশাসিতসংস্থা/কর্পোরেশনের নিজস্ব অর্থায়ন ২৯০৫.১৭ কোটি টাকা (সংশোধিত মোট বরাদ্দের ৩%)। নিম্নে সারণী-১ এ মূল এডিপি ও সংশোধিত এডিপিতে বরাদ্দের তুলনামূলক চিত্র দেয়া হলো।

সারণী-১ : ২০১৫-১৬ অর্থ বছরে মূল ও সংশোধিত এডিপি'র প্রকল্প সংখ্যা ও বরাদ্দের তুলনামূলক চিত্র  
(কোটি টাকায়)

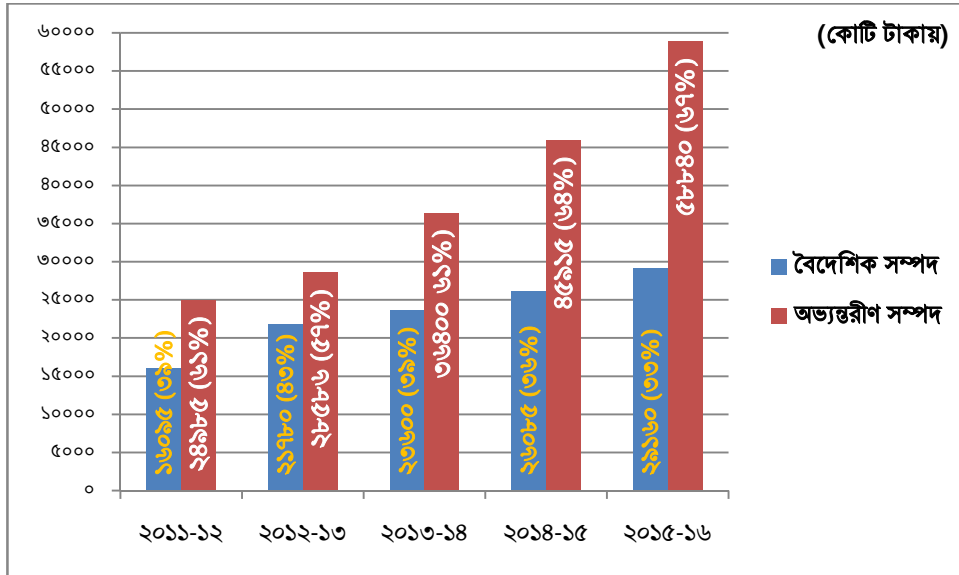
মূল এডিপি/ সংশোধিত এডিপি	মোট প্রকল্প সংখ্যা	বরাদ্দ			নিজস্ব অর্থায়ন (মোট বরাদ্দের %)
		মোট	স্থানীয় মুদ্রা (মোট বরাদ্দের %)	প্রকল্প সাহায্য (মোট বরাদ্দের %)	
(১)	(২)	(৩)	(৪)	(৫)	
মূল এডিপিঃ	১২০৬	১০০,৯৯৬.৯২	৬২,৫০০.০০ (৬২%)	৩৮,৫০০.০০ (৩৮%)	৩,৯৯৬.৯২ (৪%)
সংশোধিত এডিপিঃ	১৫৪৮*	৯৩৯০৫.১৭	৬১৮৪০.০০ (৬৬%)	২৯,১৬০.০০ (৩১%)	২৯০৫.১৭ (৩%)
হ্রাস/বৃদ্ধি (-/+)	(+) ৩৪২	(-) ৭০৯১.৭৫	(-) ৬৬০.০০	(-) ৫৩৪০.০০	(-) ১০৯১.৭৫
মূল এডিপির %	(+) ২৮%	(-) ৭%	(-) ১%	(-) ১৫%	(-) ২৭%

\* ২০১৫-১৬ অর্থ বছরের সংশোধিত এডিপিতে ১৫৪৮টি (১৪৬৫টি মূল প্রকল্প, ৮৩টি উপ-প্রকল্পসহ) প্রকল্প ৯টি উন্নয়ন সহায়তার ক্ষেত্র অন্তর্ভুক্ত

৪। গত ৫ (পাঁচ) বছরের সংশোধিত এডিপিতে অভ্যন্তরীণ ও বৈদেশিক সম্পদের অবদানঃ

উন্নয়ন প্রকল্প বাস্তবায়নের জন্য দু'টি উৎস হতে অর্থের যোগান দেয়া হয়ে থাকে-(১) অভ্যন্তরীণ সম্পদ এবং (২) বৈদেশিক সম্পদ। বৈদেশিক সম্পদের মধ্যে ঋণ এবং অনুদান হিসেবে প্রাপ্ত প্রকল্প সাহায্যসহ অন্যান্য সহায়তা যেমন- পণ্য সহায়তা, খাদ্য সহায়তা, বাজেট সাপোর্ট, বিশেষ উন্নয়ন সহায়তা/ঋণ, পলিসি ঋণ ইত্যাদি অন্তর্ভুক্ত। গত পাঁচ বছরের সংশোধিত এডিপিতে অভ্যন্তরীণ ও বৈদেশিক সম্পদের অবদান নিম্নে লেখচিত্র-১ (Bar Chart) এ দেখানো হলো।

লেখচিত্র-১ : গত ৫ (পাঁচ) বছরের সংশোধিত এডিপিতে অভ্যন্তরীণ ও বৈদেশিক সম্পদের তুলনামূলক অবদান



সূত্রঃ কার্যক্রম বিভাগ, পরিকল্পনা কমিশন

উপর্যুক্ত চিত্র থেকে পরিলক্ষিত হয় যে, ২০১১-১২ অর্থ বছরে বৈদেশিক সহায়তা ছিল ৩৯%। এছাড়া ২০১২-১৩, ২০১৩-১৪, ২০১৪-১৫ ও ২০১৫-১৬— এ চার অর্থ বছরে বৈদেশিক সহায়তার হার অভ্যন্তরীণ সম্পদের তুলনায় কম যা যথাক্রমে ৪৩%, ৩৯%, ৩৬% ও ৩৩% হয়েছে। অর্থাৎ প্রকল্প বাস্তবায়নে বৈদেশিক নির্ভরতা ক্রমাগত হ্রাস পেয়েছে।

### ৫। আর্থিক অগ্রগতিঃ

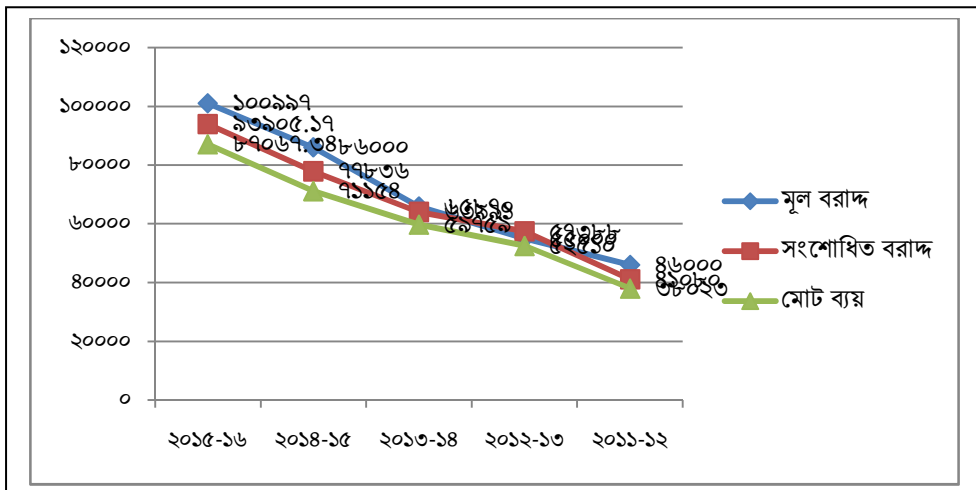
৫৪টি মন্ত্রণালয়/বিভাগসমূহ হতে প্রাপ্ত ব্যয়ের তথ্যানুযায়ী প্রতিবেদনাধীন ২০১৫-১৬ অর্থ বছরে সংশোধিত এডিপিতে বরাদ্দকৃত মোট ৯৩,৯০৫.১৭ কোটি টাকার মধ্যে ব্যয় হয়েছে মোট ৮৭,০৬৭.৩৪ কোটি টাকা, যা মোট বরাদ্দের ৯২.৭২%। এর মধ্যে স্থানীয় মুদ্রা ব্যয় হয়েছে ৫৮,৩৫৭.১৬ কোটি টাকা, যা মোট সংশোধিত এডিপির স্থানীয় মুদ্রা বরাদ্দের ৯৪.৩৭% এবং জাতীয় গড় ব্যয়ের হার (৯২.৭২%) অপেক্ষা ১.৬৫% বেশী। অন্যদিকে, প্রকল্প সাহায্য ব্যয় হয়েছে ২৫,২২৪.০৫ কোটি টাকা, যা সংশোধিত এডিপির প্রকল্প সাহায্য বরাদ্দের (৮৬.৫০) যা জাতীয় গড় ব্যয়ের হার (৯২.৭২%) থেকে ৬.২২% কম। অর্থাৎ স্থানীয় মুদ্রার তুলনায় প্রকল্প সাহায্য ব্যয় ৭.৮৭% কম হয়েছে। এডিপি খাতে সংস্থার নিজস্ব অর্থায়ন ব্যয় হয়েছে ৩,৪৮৬.১৩ কোটি টাকা, যা এ খাতে বরাদ্দের ১২০% অর্থাৎ এ হার জাতীয় গড় হতে ২৭.২৮% বেশী। মোট ব্যয়িত ৮৭,০৬৭.৩৪ কোটি টাকার মধ্যে স্থানীয় মুদ্রা, প্রকল্প সাহায্য ও নিজস্ব অর্থায়ন ব্যয়ের অনুপাত ৬৭:২৯:৪। ২০১৫-১৬ অর্থ বছরের সংশোধিত এডিপির মোট বরাদ্দের তুলনায় মোট ব্যয় ৯২.৭২% হলেও এ বছরের মূল এডিপিতে সরকারি খাতে প্রদত্ত বরাদ্দের (১০০,৯৯৬.৯২ কোটি টাকা) তুলনায় এ হার ৮৬.২১% এবং পূর্ববর্তী বছরে এ ব্যয়ের হার ছিল ৮৩%। টাকার অংকে ২০১৪-১৫ অর্থ বছর অপেক্ষা ২০১৫-১৬ অর্থ বছরে ১৫,৯২৩.৩৪ কোটি টাকা বেশী ব্যয় হয়েছে এবং ২০১১-১২ অর্থ বছর অপেক্ষা ২০১৫-১৬ অর্থ বছরে ব্যয় বৃদ্ধির পরিমাণ ৪৯,০৪৪.৩৪ কোটি টাকা। গত পাঁচ বছরের মূল ও সংশোধিত এডিপি বরাদ্দের বিপরীতে প্রকৃত ব্যয়ের তুলনামূলক বিবরণী নিম্নে সারণী-২ ও লেখচিত্র-২ এ দেয়া হলো।

#### সারণী-২ : গত পাঁচ বছরের মূল ও সংশোধিত এডিপি বরাদ্দ এবং প্রকৃত ব্যয়ের বিবরণ

(কোটি টাকায়)

অর্থবছর	মোট এডিপি বরাদ্দ		মোট ব্যয় ও এডিপি বরাদ্দের তুলনায় ব্যয়ের %		
	মূল	সংশোধিত	মোট ব্যয়	মূল বরাদ্দের %	সংঃ বরাদ্দের %
(১)	(২)	(৩)	(৪)	(৫)	(৬)
২০১৫-১৬	১০০৯৯৭	৯৩,৯০৫.১৭	৮৭,০৬৭.৩৪	৮৬.২১%	৯২.৭২
২০১৪-১৫	৮৬০০০	৭৭৮৩৬	৭১১৪৪	৮৩%	৯১%
২০১৩-১৪	৬৫৮৭০	৬৩৯৯১	৫৯৭৫৯	৯১%	৯৩%
২০১২-১৩	৫৫০০০	৫৭৩৮৮	৫২৫১০	৯৫%	৯১%
২০১১-১২	৪৬০০০	৪১০৮০	৩৮০২৩	৮৩%	৯৩%

#### লেখচিত্র-২ : মূল ও সংশোধিত এডিপি বরাদ্দ এবং প্রকৃত ব্যয়ের চিত্র



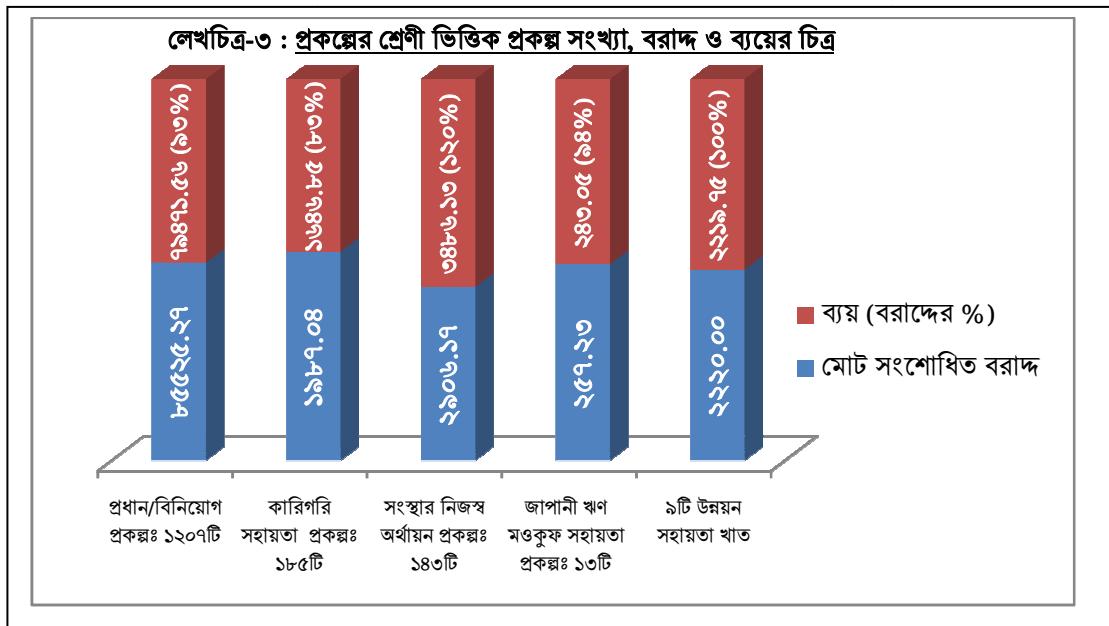
৬। এডিপিতে শ্রেণী ভিত্তিক প্রকল্প সংখ্যা, বরাদ্দ ও বাস্তবায়ন অগ্রগতিঃ

২০১৫-১৬ অর্থ বছরের সংশোধিত বার্ষিক উন্নয়ন কর্মসূচিতে অন্তর্ভুক্ত প্রকল্পসমূহের শ্রেণী ভিত্তিক সংখ্যা, বরাদ্দ ও বাস্তবায়ন অগ্রগতির চিত্র সারণী-৩ এ উপস্থাপন করা হলো।

সারণী-৩ : ২০১৫-১৬ অর্থ বছরের সংশোধিত এডিপিতে প্রকল্পের শ্রেণী ভিত্তিক প্রকল্প সংখ্যা, বরাদ্দ ও বাস্তবায়ন অগ্রগতি (কোটি টাকায়)

শ্রেণী ভিত্তিক কর্মসূচি/ প্রকল্প সংখ্যা	সংশোধিত এডিপি ২০১৫-১৬						বাস্তব* অগ্রগতি (%)
	বরাদ্দ			ব্যয় (বরাদ্দের %)			
	মোট	স্থানীয় মুদ্রা	প্রকল্প সাঃ (আরপিএ)	মোট	স্থানীয় মুদ্রা	প্রকল্প সাঃ (আরপিএ)	
(১)	(২)	(৩)	(৪)	(৫)	(৬)	(৭)	(৮)
প্রধান/বিনিয়োগ প্রকল্পঃ ১২০৭টি	৮৫৫২৫.২৭	৫৮৫১৬.২৫	২৭০০৯.০২ (১০৫০৭.২০)	৭৯৪৭১.৫৬ (৯২.৯২%)	৫৫৬৫০.৮০ (৯৫.১০%)	২৩৮২০.৭৬ (৮৮.২০%) (৮৪৩২.৮২ ৮০.২৬%)	৯২.৫৯%
কারিগরি সহায়তা প্রকল্পঃ ১৮৫টি	১৯৮৭.০৪	২৮৯.৪০	১৬৯৭.৬৪ (৩২৯.৬৭)	১৬৪৬.৮৫ (৮২.৮৮%)	২৪৩.৫৫ (৮৪.১৬%)	১৪০৩.৩০ (৮২.৬৬%) (১৯৪.৩১ ৫৮.৯৪%)	৮৩.৬৯%
সংস্থার নিজস্ব অর্থায়ন প্রকল্পঃ ১৪৩টি	২৯০৫.১৭	২৯০৫.১৭	--	৩৪৮৬.১৩ (১২০%)	৩৪৮৬.১৩ (১২০%)	--	৯৪.৯৪%
জাপানী ঋণ মওকুফ সহায়তা প্রকল্পঃ ১৩টি	২৫৭.২৩	২৫৭.২৩	--	২৪৩.০৫ (৯৪.৪৯%)	২৪৩.০৫ (৯৪.৪৯%)	--	৬৭.৪০%
৯টি উন্নয়ন সহায়তা খাত	২২২০.০০	২২২০.০০	--	২২১৯.৭৬ (৯৯%)	২২১৯.৭৫ (৯৯.৯৯%)	--	১০০%
বিশেষ প্রয়োজনে উন্নয়ন সহায়তা বাবদ বরাদ্দঃ	১০১০.৪৬	৫৫৭.১২	৪৫৬.৩৪	--	--	--	--
মোট : ১৫৪৮টি (৯টি উন্নয়ন সহায়তা খাত ব্যতীত)	৯৩৯০৫.১৭	৬৪৭৪৫.১৭	২৯১৬০.০০ (১০৮৩৬.৮৭)	৮৭০৬৭.৩৪ (৯২.৭২%)	৬১৮৪৩.২৯ (৯৫.৫২%)	২৫২২৪.০৫ (৮৬.৫০%) (৮৬২৭.১৩ ৭৯.৬১%)	৯২.৯১%

\* বাস্তব অগ্রগতি তৌলমান (Weighted Average) পদ্ধতিতে নির্ণয় করা হয়েছে।





সারণী-৩ এর তথ্য বিশ্লেষণে দেখা যায় যে, ২০১৫-১৬ অর্থ বছরের সংশোধিত এডিপিতে।

- বিনিয়োগ প্রকল্পের আর্থিক অগ্রগতি ৯২.৯২%, যা জাতীয় গড় অগ্রগতি (৯২.৭২%) অপেক্ষা ০.২০% বেশী ;
- কারিগরি সহায়তা প্রকল্পের আর্থিক অগ্রগতির হার ৮২.৮৮%, যা জাতীয় গড় অগ্রগতি (৯২.৭২%) অপেক্ষা ৯.৮৪% কম;
- আলোচ্য অর্থ বছরে মোট অব্যয়িত ৬৮৩৭.৮২ কোটি টাকার মধ্যে (মোট বরাদ্দের ৭.২৮%) 'বিশেষ প্রয়োজনে উন্নয়ন সহায়তা' খাতের স্থানীয় মুদ্রা ও প্রকল্প সাহায্য বাবদ ৯১১.১৬ কোটি টাকা (মোট এডিপি বরাদ্দের ১.০৮%) অবরাদ্দকৃত রয়েছে।
- মোট অব্যয়িত ৬৮৩৭.৮২ কোটি টাকার মধ্যে স্থানীয় মুদ্রার পরিমাণ ৩৪৮২.৮৪ কোটি টাকা, যা মোট অব্যয়িত অর্থের ৫০.৯৩% এবং প্রকল্প সাহায্যের পরিমাণ ৩৯৩৫.৯৫ কোটি টাকা, যা মোট অব্যয়িত অর্থের ৫৭.৫৬%। উল্লেখ্য এ অর্থবছরে সংস্থার নিজস্ব অর্থায়নে কোন অব্যয়িত অর্থ নেই, বরং ৫৮০.৯৬ কোটি টাকা বেশী ব্যয় হয়েছে। যা মোট অর্থের ০.৬২%।

**৭। ২০১৫-১৬ অর্থ বছরসহ গত ৫ (পাঁচ) বছরের সংশোধিত এডিপি বরাদ্দ ও ব্যয়ের বিবরণঃ**

২০১৫-১৬ অর্থ বছরসহ গত ৫ (পাঁচ) বছরের সংশোধিত বার্ষিক উন্নয়ন কর্মসূচিতে প্রদত্ত বরাদ্দ ও বরাদ্দের বিপরীতে ব্যয়ের বিবরণ সারণী-৪ -এ উপস্থাপন করা হলোঃ

**সারণী-৪ : ২০১৫-১৬ অর্থ বছরসহ গত পাঁচ বছরের সংশোধিত এডিপিতে প্রদত্ত মোট বরাদ্দ ও ব্যয়ের বিবরণ**

(কোটি টাকায়)

অর্থ বছর	প্রকল্প সংখ্যা	সংশোধিত এডিপি বরাদ্দ					ব্যয় (বরাদ্দের %)				
		মোট	স্থানীয় মুদ্রা	প্রকল্প সাহায্য	নিজস্ব অর্থায়ন	সিডি/ ভ্যাট	মোট	স্থানীয় মুদ্রা	প্রকল্প সাহায্য	নিজস্ব অর্থায়ন	সিডি/ ভ্যাট
(১)	(২)	(৩)	(৪)	(৫)	(৬)	(৭)	(৮)	(৯)	(১০)	(১১)	
২০১৫-১৬	১৫৫৭ (৯টি খোক সহ)	৯৩৯০৫ .১৭	৬১৮৪০. ০০	২৯১৬০. ০০	২৯০৫. ১৭	২০২০.৬ ৭	৮৭০৬৭. ৩৪ (৯২.৭২ %)	৫৮৩৫৭.১ ৬ (৯৪.৩৭ %)	২৫২২৪. ০৫ (৮৬.৫০ %)	৩৪৮৬. ১৩ (১২০% )	১১৫০. ১৫ (৫৬.৯ ২%)
২০১৪-১৫	১৪৫৭	৭৭৮৩৬	৫২৯৩৬	২৪৯০০	২৮৩৬	১৪১৩	৭১১৪৪ (৯১%)	৪৬০৮০ (৯২%)	২২৪৪৪ (৯০%)	২৬২০ (৯২%)	৯৮৩ (৭০%)
২০১৩-১৪	১৫২১	৬৩৯৯১	৩৮৮০০	২১২০০	৩৯৯১	১৬৬২	৫৯৭৫৯ (৯৩%)	৩৮১১৬ (৯৮%)	১৮৭৯৭ (৮৯%)	২৮৪৬ (৭১%)	৮৬৬ (৫২%)
২০১২-১৩	১৪৪৯	৫৭৩৮৮	৩৩৮৬৬	১৮৫০০	৫০২২	১৭৩৭	৫২৫১০ (৯১%)	৩৩৬২৮ (৯৯%)	১৬৪০৭ (৮৯%)	২৪৭৫ (৪৯%)	৮৫১ (৪৯%)
২০১১-১২	১৩৪০	৪১০৮০	২৬০৮০	১৫০০০	-	৯৯৬	৩৮০২৩ (৯৩%)	২৫৪৪৮ (৯৮%)	১২৫৭৫ (৮৪%)	-	৭৬০ (৭৬%)
পূর্ববর্তী চার বছরের গড় : (২০১১-১২ থেকে ২০১৪-১৫ পর্যন্ত)		৪৮০৫৯	৩০৩৩৬ .৪০	১৫৯২০	২৩৬৯. .৮০	১১৬১.৬	<b>৪৪২৯৪. ৪০</b> (৯২.১৭ %)	<b>২৮৬৬৪.৪ ৬</b> (৯৪.৪৯%)	<b>১৪০৪৪. ৬</b> (৮৮.২২ %)	<b>১৫৮৮. ২০</b> (৬৭.০২ %)	<b>৬৯২ (৫৯.৫৭ %)</b>

সারণী-৪ পর্যালোচনা করলে দেখা যায় যে, আলোচ্য ২০১৫-১৬ অর্থ বছরে সংশোধিত এডিপিতে—

- আর্থিক অগ্রগতির হার মোট বরাদ্দের ৯২.৭২%, যা পূর্ববর্তী চার বছরের গড় আর্থিক অগ্রগতির হারের (৯২.১৭%) চেয়ে ০.৫৫% কম;

- স্থানীয় মুদ্রা ব্যয়ের হার ৯৪.৩৭%, যা পূর্ববর্তী চার বছরের স্থানীয় মুদ্রা ব্যয়ের গড় হার (৯৪.৪৯%) অপেক্ষা ০.১২% কম;
- প্রকল্প সাহায্য ব্যয় হয়েছে ৮৬.৫০%, যা পূর্ববর্তী চার বছরের প্রকল্প সাহায্য ব্যয়ের গড় হার (৮৮.২২%) অপেক্ষা ১.৭২% কম;
- নিজস্ব অর্থায়ন বরাদ্দ ২০১২-১৩ অর্থ বছরের পূর্বে এডিপিতে অন্তর্ভুক্ত ছিলনা। ২০১৫-১৬ অর্থ বছরে নিজস্ব অর্থায়ন ব্যয় হয়েছে ১২০%, যা তিন অর্থবছরের গড় নিজস্ব অর্থায়ন ব্যয়ের হার ৬৭.০২% অপেক্ষা ৫৯.৫৭ বেশী ; এবং
- সিডি/ভ্যাট খাতে আলোচ্য বছরে ব্যয় হয়েছে ৫৬.৯২%, যা পূর্ববর্তী চার বছরের গড় সিডি/ভ্যাট ব্যয়ের হার (৫৯.৫৭%) অপেক্ষা ২.৬৫% কম।

#### ৮। এডিপি খাত ভিত্তিক অগ্রগতিঃ

২০১৫-১৬ অর্থ বছরের সংশোধিত এডিপিভুক্ত প্রকল্পসমূহকে মোট ১৭টি অর্থনৈতিক খাতে অন্তর্ভুক্ত করা হয়েছে।

উক্ত ১৭টি খাতের প্রকল্প সংখ্যা, বরাদ্দ এবং আর্থিক অগ্রগতির বিবরণ সারণী-৫ এ উপস্থাপন করা হলো।

বিস্তারিত বিবরণ প্রতিবেদনের সংযোজনী- 'ক'তে সন্নিবেশিত।

#### সারণী-৫ঃ এডিপি'র ১৭টি খাত ভিত্তিক প্রকল্প সংখ্যা, বরাদ্দ এবং আর্থিক অগ্রগতি

(কোটি টাকায়)

ক্রঃ নং	এডিপি খাত	মোট প্রকল্প সংখ্যা (উপ- প্রকল্প )	২০১৫-১৬ অর্থ বছরে সংশোধিত এডিপি							
			বরাদ্দ				ব্যয় (বরাদ্দের %)			
			মোট	স্থানীয় মুদ্রা	প্রকল্প সাঃ	সংস্থার নিজস্ব অর্থায়ন	মোট (মোট বরাদ্দের %)	স্থানীয় মুদ্রা (টাকা বরাদ্দের %)	প্রকল্প সাঃ (প্রঃ সাঃ বরাদ্দের %)	সংস্থার নিজস্ব অর্থায়ন
(১)	(২)	(৩)	(৪)	(৫)	(৬)	(৭)	(৮)	(৯)	(১০)	(১১)
০১।	কৃষি	২৩১ (৪০)	৫০২৩.৩৮	৩৮৭৯.৮৪	১১৩১.০২	১২.৫২	৪৮৬৭.৫১০ (৯৬.৯০%)	৩৮১৩.৪৬ (৯৮.২৯%)	১০৫১.৪৭ (৯২.৯৭%)	২.৫৭ (২০.৫৫%)
০২।	পল্লী উন্নয়ন ও প্রতিষ্ঠান	১২৮ (১)	৯০৬৬.৬৩	৬৩৬৫.৭১	২৭০০.৯২	-	৮৯২৪.৬০ (৯৮.৪৩%)	৬৩৪১.০৮ (৯৯.৬১%)	২৫৮৩.৫৩ (৯৫.৬৫%)	-
০৩।	পানি সম্পদ	৬৫ (৫)	২৬০৬.৭৬	১৮২৭.৯৯	৭৭৮.৭৭	-	২৪৮২.৪৫ (৯৫.২৩%)	১৭৮২.৫২ (৯৭.৫১%)	৬৯৯.৯২ (৮৯.৮৮%)	-
০৪।	শিল্প	৫৮	১৯৩৮.৯১	১৪০০.৮৬	৩১৬.৭৫	২২১.৩০	১৩৫৬.৫৮ (৬৯.৯৭%)	৯৭১.৮৩ (৬৯.৩৭%)	২২৮.৪৯ (৭২.১৪%)	১৫৬.২৭ (৭০.৬১%)
০৫।	বিদ্যুৎ	৭৯	১৫৫৫৩.২১	৭১৭৯.৫০	৮২৯৮.৭১	৭৫.০০	১৫৫৫৮.৪৬ (১০০.০৩%)	৭০৮৫.৬৪ (৯৮.৬৯%)	৮৪৩১.০৯ (১০১.৬০%)	৪১.৭৩ (৫৫.৬৪%)
০৬।	তৈল, গ্যাস ও প্রাকৃতিক সম্পদ	৬০	২০৭১.৭০	৭৬৩.৭৭	৩০৪.৪০	১০০৩.৫৩	২০০৮.৩৪ (৯৬.৯৪%)	৭২০.৮১ (৯৪.৩৭%)	৩৩৯.১৭ (১১১.৪২%)	৯৪৮.৩৬ (৯৪.৫০%)
৭।	পরিবহন	২৫৫ (৬)	১৯৫৪৮.৮৭	১৪৬৭১.৮৪	৪৫৯৭.১৭	২৭৯.৮৬	১৬৬৬০.২৩ (৮৪.২২%)	১৩৬৬৩.১ ৪ (৯৩.১২%)	২৭৮৫.৯৬ (৬০.৬০%)	২১১.১৪ (৭৫.৪৪%)

(কোটি টাকায়)										
ক্রঃ নং	এডিপি খাত	মোট প্রকল্প সংখ্যা (উপ- প্রকল্প )	২০১৫-১৬ অর্থ বছরে সংশোধিত এডিপি							
			বরাদ্দ				ব্যয় (বরাদ্দের %)			
			মোট	স্থানীয় মুদ্রা	প্রকল্প সাঃ	সংস্থার নিজস্ব অর্থায়ন	মোট (মোট বরাদ্দের %)	স্থানীয় মুদ্রা (টাকা বরাদ্দের %)	প্রকল্প সাঃ (প্রঃ সাঃ বরাদ্দের %)	সংস্থার নিজস্ব অর্থায়ন
(১)	(২)	(৩)	(৪)	(৫)	(৬)	(৭)	(৮)	(৯)	(১০)	(১১)
০৮।	যোগাযোগ	২১	১৪৬২.৮৯	১১৫০.১৩	২৭৮.১৮	৩৪.৫৮	১৭৬৪.১৩ (১২০.৫৯ %)	১১২৮.৯৫ (৯৮.১৬%)	৬০২.৬২ (২১৬.৬৩%)	৩২.৫৬ (৯৪.১৬ %)
০৯।	ভৌত পরিঃ, পানি সরবরাহ ও গৃহায়ন	২৬৬	১২৩৫৭.১৬	৭৮৩৪.২৭	৩২৯৫.০০	১২২৭.৮৯	১২৫৬৪.৪৪ (১০১.৬৮ %)	৭৩৫৫.২২ (৯৩.৮৯%)	৩১৫৮.১৯ (৯৫.৮৫%)	২০৫১.০ ৩ (১৬৭.০ ৪%)
১০।	শিক্ষা ও ধর্ম	১২৪	১০১২৫.৫২	৮৫৯৮.১৮	১৫০৪.৫৭	২২.৭৭	৯৯৫৭.৮৮ (৯৮.৪৫%)	৮৪৮৪.৬৬ (৯৮.৬৮%)	১৪৫৮.৪৭ (৯৬.৯৪%)	১৪.৭৬ (৬৪.৮২ %)
১১।	ক্রীড়া ও সংস্কৃতি	১৯	২৬১.৭১	২৩২.৭১	২৯.০০	-	২৫২.৮৭ (৯৬.৬২%)	২২৪.৯৫ (৯৬.৬৬%)	২৭.৯২ (৯৬.২৮%)	-
১২।	স্বাস্থ্য, পুষ্টি, জনসংখ্যা ও পরিবার কল্যাণ	৯১ (৩১)	৫৫৫১.৭১	২৯৭৪.৯২	২৫৭৬.৭৯	-	৪৪৩৮.২৯ (৭৯.৯৪%)	২৫৯৬.৮৫ (৮৭.২৯%)	১৮৪১.৪৩ (৭১.৪৬%)	-
১৩।	গণসংযোগ	৮	১১৯.১১	১০৮.১৩	১০.৯৮	-	১১৯.৭৮ (১০০.৫৬%)	১০৫.৭৮ (৯৭.৮২%)	১৪.০১ (১২৭.৫৬%)	-
১৪।	সমাজ কল্যাণ, মহিলা বিষয়ক ও যুব উন্নয়ন	৩১	৪৩১.৬৪	২৪০.০৭	১৯১.৫৮	-	৩৮২.১১ (৮৮.৫৩%)	২২২.১২ (৯২.৫৩%)	১৫৯.৯৯ (৮৩.৫১%)	-
১৫।	জনপ্রশাসন	৬৮	২৩২১.২৩	৫৮০.৪৪	১৭১৩.০৮	২৭.৭১	১১৯৫.০৭ (৫১.৪৮%)	৪৪৪.২৫ (৭৬.৫৪%)	৭২৩.১০ (৪২.২১%)	২৭.৭১ (১০০%)
১৬।	বিজ্ঞান, তথ্য ও যোগাযোগ প্রঃ	২৮	১৮০৮.৪৮	৯৯০.৭৫	৮১৭.৭৩	-	১৯৫৯.৮২ (১০৮.৩৭ %)	৯৬৯.৪৬ (৯৭.৮৫%)	৯৯০.৩৬ (১২১.১১%)	-
১৭।	শ্রম ও কর্মসংস্থান	১৬	৪২৫.৭৯	২৬৩.৭৭	১৬২.০২	-	৩৫৫.০৩ (৮৩.৩৮%)	২২৬.৭১ (৮৫.৯৫%)	১২৮.৩২ (৭৯.২০%)	-
উন্নয়ন সহায়তার ৯টি ক্ষেত্র:		৯	২২২০.০০	২২২০.০০	০.০০	-	২২১৯.৭৫ (১০০%)	২২১৯.৭৫ (১০০%)	০.০০ (০%)	-
উপ-মোট :		১৫৫৭	৯২৮৯৪.৭০	৬১২৮২.৮৭	২৮৭০৬.৬৬	২৯০৫.১৭	৮৭০৬৭.৩৪ (৯৩.৭৩%)	৫৮৩৫৭.১৬ (৯৫.২২%)	২৫২২৪.০৫ (৮৭.৮৭%)	৩৪৮৬.১৩ (১২০%)
বিশেষ প্রয়োজনে উন্নয়ন সহায়তা :		-	১০১০.৪৬	৫৫৭.১২	৪৫৩.৩৪	-	-	-	-	-
মোট :		১৫৫৭	৯৩৯০৫.১৭	৬১৮৪০.০০	২৯১৬০.০০	২৯০৫.১৭	৮৭০৬৭.৩৪ (৯২.৭২%)	৫৮৩৫৭.১৬ (৯৪.৩৭%)	২৫২২৪.০৫ (৮৬.৫০%)	৩৪৮৬.১ ৩ (১২০%)

২০১৫-১৬ অর্থ বছরের সংশোধিত এডিপিভুক্ত খাত ভিত্তিক প্রকল্প সংখ্যা, বরাদ্দ এবং আর্থিক অগ্রগতির সারণী-৫ বিশ্লেষণে দেখা যায় যে,

- এডিপিভুক্ত ১৭টি খাতের মধ্যে ১১টি খাতের মোট আর্থিক অগ্রগতি জাতীয় গড় আর্থিক অগ্রগতির (৯২.৭২%) সমান বা তদূর্ধ্ব। এ গুলো হলোঃ যোগাযোগ (১২০.৫৯%); বিজ্ঞান, তথ্য ও যোগাযোগ প্রযুক্তি (১০৮.৩৭%); ভৌত পরিকল্পনা, পানি সরবরাহ ও গৃহায়ন (১০১.৬৮%); গণসংযোগ (১০০.৭৮%); বিদ্যুৎ (১০০.০৩%); পল্লী উন্নয়ন ও প্রতিষ্ঠান (৯৮.৪৩%); শিক্ষা ও ধর্ম (৯৮.৩৪%); তৈল, গ্যাস ও প্রাকৃতিক সম্পদ (৯৬.৯৪%); কৃষি (৯৬.৯০%); ক্রীড়া ও সংস্কৃতি (৯৬.৬২%) এবং পানি সম্পদ (৯৫.৪৯%);
- সংশোধিত এডিপিতে সবচেয়ে বেশী বরাদ্দ (৭৭২২৬.৪৮ কোটি টাকা, মোট বরাদ্দের ৮২.২৪%) প্রাপ্ত ৭টি খাত হলো— পরিবহণ (১৯৫৪৮.৮৭ কোটি টাকা, মোট বরাদ্দের ২০.৮২%); বিদ্যুৎ (১৫৫৫৩.২১ কোটি টাকা, মোট বরাদ্দের ১৬.৫৬%); ভৌত পরিকল্পনা, পানি সরবরাহ ও গৃহায়ন (১২৩৫৭.১৬ কোটি টাকা, মোট বরাদ্দের ১৩.১৬%); শিক্ষা ও ধর্ম (১০১২৫.৫২ কোটি টাকা, মোট বরাদ্দের ১০.৭৮%); পল্লী উন্নয়ন ও প্রতিষ্ঠান (৯০৬৬.৬৩ কোটি টাকা, মোট বরাদ্দের ৯.৬৬%); স্বাস্থ্য, পুষ্টি, জনসংখ্যা ও পরিবার কল্যাণ (৫৫৫১.৭১ কোটি টাকা, মোট বরাদ্দের ৫.৯১%); এবং কৃষি (৫০২৩.৩৮ কোটি টাকা, মোট বরাদ্দের ৫.৩৫%);
- বৃহৎ বরাদ্দপ্রাপ্ত ৭টি খাতে ব্যয়ের অগ্রগতির হার হলো – পরিবহণ সেক্টর (৮৫.২২%); বিদ্যুৎ (১০০.০৩%); ভৌত পরিকল্পনা, পানি সরবরাহ ও গৃহায়ন (১০১.৬৮%); শিক্ষা ও ধর্ম (৯৮.৩৪%); পল্লী উন্নয়ন ও প্রতিষ্ঠান (৯৮.৪৩%); স্বাস্থ্য, পুষ্টি, জনসংখ্যা ও পরিবার কল্যাণ (৮২.৬৯%) এবং কৃষি (৯৬.৯০%);
- উক্ত ৭টি খাতের মধ্যে ২ (দু'টি) খাতে (বিদ্যুৎ এবং ভৌত পরিকল্পনা, পানি সরবরাহ ও গৃহায়ন) কোন অব্যয়িত অর্থ নেই, বরং এ দু'টি খাতে অতিরিক্ত অর্থ ব্যয় হয়েছে। বাকি ৫ (পাঁচ)টি খাতে মোট অব্যয়িত অর্থের পরিমাণ ৪৪৬৭.৬০ কোটি টাকা (মোট এডিপি বরাদ্দের ৫.৭৯%)। এর মধ্যে পরিবহণ খাতে ২৮৮৮.৬৪ কোটি টাকা (এ খাতে বরাদ্দের ১৪.৭৮%); শিক্ষা ও ধর্ম খাতে ১৬৭.৬৪ কোটি টাকা (এ খাতে বরাদ্দের ১.৬৬%); পল্লী উন্নয়ন ও প্রতিষ্ঠান খাতে ১৪২.০৩ কোটি টাকা (এ খাতে বরাদ্দের ১.৫৭%); স্বাস্থ্য, পুষ্টি এবং জনসংখ্যা ও পরিবার কল্যাণ খাতে ১১১৩.৪২ কোটি টাকা (এ খাতে বরাদ্দের ২০.০৬%) এবং কৃষি খাতে ১৫৫.৮৭ কোটি টাকা (এ খাতে বরাদ্দের ৩.১০%) অব্যয়িত রয়েছে ;
- মূল এডিপির তুলনায় সার্বিকভাবে সংশোধিত এডিপিতে ৭% বরাদ্দ এবং স্থানীয় মুদ্রায় ১% বরাদ্দ হ্রাস পেয়েছে। স্থানীয় মুদ্রায় মোট অব্যয়িত অর্থের পরিমাণ ৩৪৮২.৮৪ কোটি টাকা। এর মধ্যে উল্লেখযোগ্য হলো – পরিবহণ খাতে ১০০৮.৭০ কোটি টাকা; ভৌত পরিকল্পনা, পানি সরবরাহ ও গৃহায়ন খাতে ৪৭৯.০৫; শিল্প খাতে ৪২৯.০৩ কোটি টাকা; স্বাস্থ্য, পুষ্টি, জনসংখ্যা ও পরিবার কল্যাণ খাতে ৩৭৮.০৭ কোটি টাকা; জনপ্রশাসন খাতে ১৩৬.১৯ এবং শিক্ষা ও ধর্ম খাতে ১৩২.৪৩ কোটি টাকা ;
- বরাদ্দের বিবেচনায় গুরুত্বপূর্ণ খাতের মধ্যে জাতীয় গড় আর্থিক অগ্রগতির (৯২.৭২%) চেয়ে কম আর্থিক অগ্রগতি হয়েছে পরিবহণ খাতে ৮৫.২২% ও স্বাস্থ্য, পুষ্টি, জনসংখ্যা ও পরিবার কল্যাণ খাতে (৭৯.৯৪%);
- সবচেয়ে কম অর্থ ব্যয় হয়েছে জন-প্রশাসন খাত (৫১.৪৮%); এর পরেই রয়েছে শিল্প খাতে (৬৯.৯৭%)।

৯। মন্ত্রণালয়/বিভাগ ভিত্তিক এডিপি বরাদ্দ ও ব্যয়ঃ

৯.১. সরকারি খাতের ৫৪টি মন্ত্রণালয়/বিভাগের অধীনে ২০১৫-১৬ অর্থ বছরের সংশোধিত এডিপিতে অন্তর্ভুক্ত প্রকল্পগুলোর মন্ত্রণালয়/বিভাগ ভিত্তিক আর্থিক অগ্রগতির চিত্র সারণী-৬ এ দেখানো হলো। বিস্তারিত বিবরণ প্রতিবেদনের সংযোজনী-‘খ’ তে সন্নিবেশিত।

সারণী-৬ : মন্ত্রণালয়/বিভাগ ভিত্তিক ২০১৫-১৬ অর্থ বছরে প্রকল্প সংখ্যা, বরাদ্দ ও বাস্তবায়ন অগ্রগতি  
(আর্থিক অগ্রগতির হারের নিম্নক্রমানুসারে)

ক্রঃ নং	মন্ত্রণালয়/বিভাগ	প্রকল্প সংখ্যা (উপ-প্রকল্প, থোক বরাদ্দ)	আর্থিক অগ্রগতি			বাস্তব অগ্রগতি (%)
			বরাদ্দ মোট স্থানীয় মুদ্রা প্রকল্প সাহায্য নিজস্ব অর্থায়ন	মোট স্থানীয় মুদ্রা প্রকল্প সাহায্য নিজস্ব অর্থায়ন	বরাদ্দের শতকরা হার	
(১)	(২)	(৩)	(৪)	(৫)	(৬)	(৭)
<b>(ক) জাতীয় গড় (৯২.৭২%) এর সমান বা তদুর্ধ্ব আর্থিক অগ্রগতি সম্পন্ন ২৭টি মন্ত্রণালয়/বিভাগ</b>						
১।	ডাক ও টেলিযোগাযোগ বিভাগ	১৪	১৪০৪২৭.৪৫ ১১০০৩৩.০০ ২৬৯৩৬.০০ ৩৪৫৮.৪৫	১৭২২২৬.১৪ ১০৮৮৮৯.৫৭ ৬০০৮০.২৫ ৩২৫৬.৩২	১২২.৬৪% ৯৮.৯৬% ২২৩.০৫% ৯৪.১৬%	১২২.০৫ %
২।	গৃহায়ন ও গণপূর্ত মন্ত্রণালয়	৯৮	৩৮৯২২২.৫৩ ২৫৪৯১৮.৫৩ ১১৫১৫.০০ ১২২৭৮৮.০০	৪৭০৪৯২.১৮ ২৫৪০৭৯.১৭ ১১৩১০.২৬ ২০৫১০২.৭৫	১২০.৮৮% ৯৯.৬৭% ৯৮.২২% ১৬৭.০৪%	৯৯.৮৮%
৩।	তথ্য ও যোগাযোগ প্রযুক্তি বিভাগ	০৯	৯৫৪০৯.০০ ৪৮২৩৯.০০ ৪৭১৭০.০০ ০.০০	১১২৭২৬.৪৭ ৪৭৬৪৩.৯৯ ৬৫০৮২.৪৮ ০.০০	১১৮.১৫% ৯৮.৭৭% ১৩৭.৯৭% ০%	৯৮.২৭%
৪।	তথ্য মন্ত্রণালয়	০৮	১১৯১১.০০ ১০৮১৩.০০ ১০৯৮.০০ ০.০০	১১৯৭৮.১৫ ১০৫৭৭.৫৮ ১৪০০.৫৭ ০.০০	১০০.৫৬% ৯৭.৮২% ১২৭.৫৬% ০%	৯৯.৮৮%
৫।	বিদ্যুৎ বিভাগ	৭৮	১৫৫৫১২১.০০ ৭১৭৭৫০.০০ ৮২৯৮৭১.০০ ৭৫০০.০০	১৫৫৫৫৬৪৫.৮৪ ৭০৮৩৬৩.৬৪ ৮৪৩১০৮.৮৮ ৪১৭৩.৩২	১০০.০৩% ৯৮.৬৯% ১০১.৬০% ৫৫.৬৪%	৯৮.৭৩%
৬।	স্বরাষ্ট্র মন্ত্রণালয়	৪৬	১১১২৫৪.০০ ১০৪৫৮৫.০০ ৬৬৬৯.০০ ০.০০	১১১০২২.১৭ ১০৪৩৫৩.১৭ ৬৬৬৯.০০ ০.০০	৯৯.৭৯% ৯৯.৭৮% ১০০% ০%	৯৫.৭০%
৭।	সড়ক পরিবহণ ও মহাসড়ক বিভাগ	১৩৮	৬৩৯৯১৬.০০ ৫২০১৭০.০০ ১১৯৭৪৬.০০ ০.০০	৬৩৭৩৭৯.০৩ ৫১৯১২৪.০৩ ১১৮২৫৫.০০ ০.০০	৯৯.৬০% ৯৯.৮০% ৯৮.৭৫% ০%	৯৫.৯৮%
৮।	ধর্ম বিষয়ক মন্ত্রণালয়	৫	২৯৮৮৩.০০ ২৯৮৮৩.০০ ০.০০ ০.০০	২৯৬৮০.৬১ ২৯৬৮০.৬১ ০.০০ ০.০০	৯৯.৩২% ৯৯.৩২% ০% ০%	৯৯.৫২%

(লক্ষ টাকায়)

ক্রঃ নং	মন্ত্রণালয়/বিভাগ	প্রকল্প সংখ্যা (উপ-প্রকল্প, থোক বরাদ্দ)	বরাদ্দ		আর্থিক অগ্রগতি		বাস্তব অগ্রগতি (%)
			মোট স্থানীয় মুদ্রা প্রকল্প সাহায্য নিজস্ব অর্থায়ন	মোট স্থানীয় মুদ্রা প্রকল্প সাহায্য নিজস্ব অর্থায়ন	মোট	বরাদ্দের শতকরা হার	
(১)	(২)	(৩)	(৪)	(৫)	(৬)	(৭)	
৯।	কৃষি মন্ত্রণালয়	১০০ (২৯)	১৮১৩৬৭.০০ ১৫৩৮২৭.০০ ২৭৫৪০.০০ ০.০০	১৮০০০৫.৫০ ১৫২৪৬৫.২২ ২৭৫৪০.২৮ ০.০০	৯৯.২৫% ৯৯.১১% ১০০.০০% ০%	৯৮.৪৩%	
১০।	পল্লী উন্নয়ন ও সমবায় বিভাগ	২৬	১০৪২৪০.০০ ৮৫৫১৬.০০ ১৮৭২৪.০০ ০.০০	১০৩৩৮১.৩৩ ৮৪৫১৩.৩৩ ১৮৮৬৮.০০ ০.০০	৯৯.১৮% ৯৮.৮৩% ১০০.৭৭% ০%	৯৮.৮৯%	
১১।	মৎস্য ও প্রাণিসম্পদ মন্ত্রণালয়	৬৩ (৯)	৭০১০৯.০০ ৬০০০০.০০ ১০১০৯.০০ ০.০০	৬৯৪৭৬.৫৬ ৫৮৭৬৪.০৭ ১০৭১২.৪৯ ০.০০	৯৯.১০% ৯৭.৯৪% ১০৫.৯৭% ০%	৯৭.৭৫%	
১২।	যুব ও ক্রীড়া মন্ত্রণালয়	১৫	২৪৯৪৬.০০ ২৪৯৪৬.০০ ০.০০ ০.০০	২৪৬৬৬.১২ ২৪৬৬৬.১২ ০.০০ ০.০০	৯৮.৮৮% ৯৮.৮৮% ০% ০%	৯৯.০৩%	
১৩।	শিক্ষা মন্ত্রণালয়	৮৭	৪২৭৯৯৯.০০ ৩১০০০১.০০ ১১৫৭২১.০০ ২২৭৭.০০	৪২২০০২.০৭ ৩০৭৩৪৫.৫৬ ১১৩১৮০.৬৫ ১৪৭৫.৮৬	৯৮.৬০% ৯৯.১৪% ৯৭.৮০% ৬৪.৮২%	৯৮.৪৪%	
১৪।	বিজ্ঞান ও প্রযুক্তি মন্ত্রণালয়	১৭	৭৯৯৬৪.০০ ৪৭৫১৪.০০ ৩২৪৫০.০০ ০.০০	৭৮৬৫৬.৯০ ৪৬২০৬.৯০ ৩২৪৫০.০০ ০.০০	৯৮.৩৭% ৯৭.২৫% ১০০.০০% ০%	৯৯.৪৩%	
১৫।	প্রাথমিক ও গণশিক্ষা মন্ত্রণালয়	১২	৫২৪৭৩৬.০০ ৪৯০০০০.০০ ৩৪৭৩৬.০০ ০.০০	৫১৪৩১৮.৫১ ৪৮১৬৫১.৯৪ ৩২৬৬৬.৫৭ ০.০০	৯৮.০১% ৯৮.৩০% ৯৪.০৪% ০%	৯৯.৩১%	
১৬।	বস্ত্র ও পাট মন্ত্রণালয়	১৬	১৬৬৭৩.০০ ১৫৭৭৩.০০ ০.০০ ৯০০.০০	১৬৩১৫.৮১ ১৫৪৫১.৫০ ০.০০ ৮৬৪.৩১	৯৭.৮৬% ৯৭.৯৬% ০% ৯৬.০৩%	৮৪.০৮%	
১৭।	বাস্তবায়ন পরিবীক্ষণ ও মূল্যায়ন বিভাগ	৪	১০১৯০.০০ ১৭৭০.০০ ৮৪২০.০০ ০.০০	৯৯২৮.১৮ ১৫৪২.৩৫ ৮৩৮৫.৮৩ ০.০০	৯৭.৪৩% ৮৭.১৪% ৯৯.৫৯% ০%	৮৯.২০%	
১৮।	জ্বালানী ও খনিজ সম্পদ বিভাগ	৬০	২০৭১৭০.০০ ৭৬৩৭৭.০০ ৩০৪৪০.০০ ১০০৩৫৩.০০	২০০৮৩৪.১০ ৭২০৮০.৬১ ৩৩৯১৭.১৮ ৯৪৮৩৬.৩১	৯৬.৯৪% ৯৪.৩৭% ১১১.৪২% ৯৪.৫০%	৯৬.৩৭%	
১৯।	পার্বত্য চট্টগ্রাম বিষয়ক মন্ত্রণালয়	৯ (১,৩)	৪৮৪১৪.০০ ৩৫৭৪১.০০ ১২৬৭৩.০০ ০.০০	৪৬৯১১.৯১ ৩৫৪৩১.১০ ১১৪৮০.৮১ ০.০০	৯৬.৯০% ৯৯.১৩% ৯০.৫৯% ০%	৯৪.১৯%	

(লক্ষ টাকায়)

ক্রঃ নং	মন্ত্রণালয়/বিভাগ	প্রকল্প সংখ্যা (উপ-প্রকল্প, থোক বরাদ্দ)	বরাদ্দ		আর্থিক অগ্রগতি		বাস্তব অগ্রগতি (%)
			মোট স্থানীয় মুদ্রা প্রকল্প সাহায্য নিজস্ব অর্থায়ন	মোট স্থানীয় মুদ্রা প্রকল্প সাহায্য নিজস্ব অর্থায়ন	মোট	বরাদ্দের শতকরা হার	
(১)	(২)	(৩)	(৪)	(৫)	(৬)	(৭)	
২০।	পররাষ্ট্র মন্ত্রণালয়	৪	৪০৯৫.০০ ৪০৯৫.০০ ০.০০ ০.০০	৩৯৪৮.৬৭ ৩৯৪৮.৬৭ ০.০০ ০.০০	৯৬.৪৩% ৯৬.৪৩% ০% ০%	৯৮.৬৩%	
২১।	দুর্যোগ ব্যবস্থাপনা ও ত্রাণ মন্ত্রণালয়	১৩	১১৯৪২৮.৯২ ১০৮২৩৮.৯২ ১১১৯০.০০ ০.০০	১১৫১৩৫.৯২ ১০৬৮১৫.৯৪ ৮৩১৯.৯৮ ০.০০	৯৬.৪১% ৯৮.৬৯% ৭৪.৩৫% ০%	৯৫.০৪%	
২২।	স্থানীয় সরকার বিভাগ	২২৩ (২, ৫)	১৬৭৫৪৯৮.০০ ১০৮৩৩৩৭.০০ ৫৯২১৬০.০০ ১.০০	১৬১৩৮২৪.০০ ১০৪৮১৬৩.২৮ ৫৬৫৬৬০.৭২ ০.০০	৯৬.৩২% ৯৬.৭৫% ৯৫.৫২% ০%	৯৮.৩৭%	
২৩।	বাণিজ্য মন্ত্রণালয়	১০	২৬০৬৩.০০ ১৪৯৯৯.০০ ১০৫৫১.০০ ৫১৩.০০	২৫০৮৮.৮১ ১৪৬০৭.৬৪ ১০৪৮০.৬১ ০.৫৬	৯৬.২৬% ৯৭.৩৯% ৯৯.৩৩% ০.১১%	৯৫.৯১%	
২৪।	প্রতিরক্ষা মন্ত্রণালয়	২১	৪২৬৬১.২৫ ৪১৭৭৯.২৫ ৮৮২.০০ ০.০০	৪০৯৬৩.১৫ ৪০৭৮১.১৫ ১৮২.০০ ০.০০	৯৬.০২% ৯৭.৬১% ২০.৬৩% ০%	৯৭.৭৪%	
২৫।	মন্ত্রিপরিষদ বিভাগ	৪	২৪৬১.০০ ১১৯.০০ ২৩৪২.০০ ০.০০	২৩৫৫.৭৩ ৮৪.৫৯ ২২৭১.১৪ ০.০০	৯৫.৭২% ৭১.০৮% ৯৬.৯৭% ০%	৯৪.৬২%	
২৬।	পানি সম্পদ মন্ত্রণালয়	৭০	২৮৬১৩৩.০০ ২১৪৭৩৪.০০ ৭১৩৯৯.০০ ০.০০	২৭২৭০৪.৭৭ ২১০২৯১.১০ ৬২৪১৩.৬৭ ০.০০	৯৫.৩১% ৯৭.৯৩% ৮৭.৪২% ০%	৯৭.৯৫%	
২৭।	বেসামরিক বিমান পরিবহণ ও পর্যটন মন্ত্রণালয়	১৪	২৯০৯০.০০ ২০৮২১.০০ ৩৭০৯.০০ ৪৫৬০.০০	২৭১৮৪.৭১ ২০১৩৩.০২ ৩৪১৯.২৭ ৩৬৩২.৪২	৯৩.৪৫% ৯৬.৭০% ৯২.১৯% ৭৯.৬৬%	৭৬.৮৫%	
<b>(খ) জাতীয় গড় (৯২.৭২%) এর কম কিন্তু ৮০% বা তদুর্ধ্ব আর্থিক অগ্রগতি সম্পন্ন ১১টি মন্ত্রণালয়/বিভাগ</b>							
২৮।	রেলপথ মন্ত্রণালয়	৫২ (৬)	৪৬২৯৬২.০০ ২৭০০০০.০০ ১৯২৯৬২.০০ ০.০০	৪২৭১০৬.৩৩ ২৭৩৭৫৪.৭৬ ১৫৩৩৫১.৫৭ ০.০০	৯২.২৬% ১০১.৩৯% ৭৯.৪৭% ০%	৭২.০০%	
২৯।	সংস্কৃতি বিষয়ক মন্ত্রণালয়	১০	১০১৪৮.৩০ ৭২৪৮.৩০ ২৯০০.০০ ০.০০	৯৩১৫.৭০ ৬৫২৩.৬৭ ২৭৯২.০৩ ০.০০	৯১.৮০% ৯০.০০% ৯৬.২৮% ০%	৭৭.৪২%	
৩০।	জনপ্রশাসন মন্ত্রণালয়	৩	৭৪৪৩.০০ ৫০৩২.০০ ২৪১১.০০ ০.০০	৬৮১৪.৯৫ ৪৪০৩.৯৫ ২৪১১.০০ ০.০০	৯১.৫৬% ৮৭.৫২% ১০০% ০%	৯৪.৭৮%	

(লক্ষ টাকায়)

ক্রঃ নং	মন্ত্রণালয়/বিভাগ	প্রকল্প সংখ্যা (উপ-প্রকল্প, থোক বরাদ্দ)	বরাদ্দ		আর্থিক অগ্রগতি		বাস্তব অগ্রগতি (%)
			মোট স্থানীয় মুদ্রা প্রকল্প সাহায্য নিজস্ব অর্থায়ন	মোট স্থানীয় মুদ্রা প্রকল্প সাহায্য নিজস্ব অর্থায়ন	বরাদ্দের শতকরা হার		
(১)	(২)	(৩)	(৪)	(৫)	(৬)	(৭)	
৩১।	পরিবেশ ও বন মন্ত্রণালয়	৩৫ (৪)	৪৩৩৯৮.১২ ৭২১৩.০০ ৩৪৯৩৩.০০ ১২৫২.১২	৩৯৬৯৫.৩৬ ৭০১৭.৪৩ ৩২৪২০.৫৯ ২৫৭.৩৪	৯১.৪৭% ৯৭.২৯% ৯২.৮১% ২০.৫৫%	৯৬.৩৩%	
৩২।	মহিলা ও শিশু বিষয়ক মন্ত্রণালয়	১৯	১৪৬৪৮.০৮ ৮৯১৬.৫০ ৫৭৩১.৫৮ ০.০০	১৩৩৯৩.৫০ ৭৯৫৯.৯৯ ৫৪৩৩.৫১ ০.০০	৯১.৪৪% ৮৯.২৭% ৯৪.৮০% ০%	৯৭.৭৯%	
৩৩।	অর্থনৈতিক সম্পর্ক বিভাগ	৬	৩৪৫০.৭৬ ২১১.০০ ৩২৩৯.৭৬ ০.০০	৩১১৫.৬৭ ১৯২.৯৮ ২৯২২.৬৯ ০.০০	৯০.২৯% ৯১.৪৬% ৯০.২১% ০%	৮৭.৩২%	
৩৪।	প্রবাসী কল্যাণ ও বৈদেশিক কর্মসংস্থান মন্ত্রণালয়	৭	২৩৯৮৫.০০ ২৩৪৫০.০০ ৫৩৫.০০ ০.০০	২১২৫২.৮৮ ২০৮০০.৭১ ৪৫২.১৭ ০.০০	৮৮.৬১% ৮৮.৭০% ৮৪.৫২% ০%	৮৪.৯১%	
৩৫।	পরিকল্পনা বিভাগ (উন্নয়ন বরাদ্দ)	১৮	৯৯২২.০০ ৪১৬৮.০০ ৫৭৫৪.০০ ০.০০	৮৬৬৬.৬৩ ৩৪৩১.৯৪ ৫২৩৪.৬৯ ০.০০	৮৭.৩৫% ৮২.৩৪% ৯০.৯৭% ০%	৯৯.০৩%	
৩৬।	খাদ্য মন্ত্রণালয়	৫	৩১১৯৭.০০ ১৯৫৯৭.০০ ১১৬০০.০০ ০.০০	২৬৯৯৫.৪৮ ১৭৮৬০.৮০ ৯১৩৪.৬৮ ০.০০	৮৬.৫৩% ৯১.১৪% ৭৮.৭৫% ০%	৮৬.৫১%	
৩৭।	সমাজ কল্যাণ মন্ত্রণালয়	১৫	১৭৬৮৫.০০ ৭৭৮১.০০ ৯৯০৪.০০ ০.০০	১৫০৬১.০৫ ৬৬৩১.৮২ ৮৪২৯.২৩ ০.০০	৮৫.১৬% ৮৫.২৩% ৮৫.১১% ০%	৯২.৩৭%	
৩৮।	স্বাস্থ্য ও পরিবার কল্যাণ মন্ত্রণালয়	৬১ (৩১)	৫১২১১৫.০০ ২৭৫০০০.০০ ২৩৭১১৫.০০ ০.০০	৪১৭৩৮০.৬৪ ২৪৭৭৩২.৬৪ ১৬৯৬৪৮.০০ ০.০০	৮১.৫০% ৯০.০৮% ৭১.৫৫% ০%	৮৮.১৬%	
<b>(গ) ৮০% এর কম আর্থিক অগ্রগতি সম্পন্ন ১৬টি মন্ত্রণালয়/বিভাগ</b>							
৩৯।	প্রধানমন্ত্রীর কার্যালয়	১২	১১৯৯৫৫.০০ ৭৭৭০৫.০০ ২১৫৩৩.০০ ২০৭১৭.০০	৯৫২৫১.১৫ ৭৩৯৮৮.৪২ ৬৫০১.০৫ ১৪৭৬১.৬৮	৭৯.৪১% ৯৫.২২% ৩০.১৯% ৭১.২৫%	৮৪.১৯%	
৪০।	জাতীয় সংসদ সচিবালয়	২	৫২৩.০০ ০.০০ ৫২৩.০০ ০.০০	৪০৬.২৯ ০.০০ ৪০৬.২৯ ০.০০	৭৭.৬৮% ০% ৭৭.৬৮% ০%	৯৮.৯৮%	
৪১।	শ্রম ও কর্মসংস্থান মন্ত্রণালয়	৯	১৮৫৯৪.০০ ২৯২৭.০০ ১৫৬৬৭.০০ ০.০০	১৪২৫০.১০ ১৮৭০.১০ ১২৩৮০.০০ ০.০০	৭৬.৬৪% ৬৩.৮৯% ৭৯.০২% ০%	৯৫.৩৪%	



(লক্ষ টাকায়)

ক্রঃ নং	মন্ত্রণালয়/বিভাগ	প্রকল্প সংখ্যা (উপ-প্রকল্প, থোক বরাদ্দ)	বরাদ্দ		আর্থিক অগ্রগতি		বাস্তব অগ্রগতি (%)
			মোট স্থানীয় মুদ্রা প্রকল্প সাহায্য নিজস্ব অর্থায়ন	মোট স্থানীয় মুদ্রা প্রকল্প সাহায্য নিজস্ব অর্থায়ন	বরাদ্দের শতকরা হার		
(১)	(২)	(৩)	(৪)	(৫)	(৬)	(৭)	
৪২।	মুক্তিযুদ্ধ বিষয়ক মন্ত্রণালয়	৪	৩০০৯৫.০০ ৩০০৯৫.০০ ০.০০ ০.০০	২২১০০.৪৩ ২২১০০.৪৩ ০.০০ ০.০০	৭৩.৪৪% ৭৩.৪৪% ০% ০%	৭৩.৩১%	
৪৩।	ভূমি মন্ত্রণালয়	১১ (১)	১৪১৬২.০০ ৯২৯২.০০ ৪৮৭০.০০ ০.০০	১০৩৮০.৭৭ ৮৬১০.১০ ১৭৭০.৬৭ ০.০০	৭৩.৩০% ৯২.৬৬% ৩৬.৩৬% ০%	৬৯.৬৩%	
৪৪।	নৌ-পরিবহণ মন্ত্রণালয়	৩৭	১৬৯১০১.০০ ১১১৭৭৬.০০ ৪৯৫৭৪.০০ ৭৭৫১.০০	১২১৬৮৪.৬৯ ১০৯৯২৫.৯৭ ৪৫২৫.৩০ ৭২৩৩.৪২	৭১.৯৬% ৯৮.৩৪% ৯.১৩% ৯৩.৩২%	৬৯.৯১%	
৪৫।	আইন ও বিচার বিভাগ	৫	৩৩৬১৩.০০ ৩১৪৫৯.০০ ২১৫৪.০০ ০.০০	২৪০৪৪.৯৮ ২১৮৯০.৯৮ ২১৫৪.০০ ০.০০	৭১.৫৩% ৬৯.৫৯% ১০০% ০%	৭৬.০৯%	
৪৬।	সেতু বিভাগ	১২	৬৪০৯৭০.০০ ৫৩০৫৫৮.০০ ৯৪৭৩৭.০০ ১৫৬৭৫.০০	৪৩৯২৫০.৪২ ৪২৯০০২.৯৮ ০.০০ ১০২৪৭.৪৪	৬৮.৫৩% ৮০.৮৬% ০% ৬৫.৩৭%	৭০.২৯%	
৪৭।	পরিসংখ্যান ও তথ্য ব্যবস্থাপনা বিভাগ	১১	১১৩৪৯.০০ ৭২৩৯.০০ ৪১১০.০০ ০.০০	৭১৬৩.৫০ ৪৮৯৪.০৫ ২২৬৯.৪৫ ০.০০	৬৩.১২% ৬৭.৬১% ৫৫.২২% ০%	৬৪.৬৫%	
৪৮।	অর্থ বিভাগ	৫	২৮৮৩৫.০০ ৫০৬৯.০০ ২৩৭৬৬.০০ ০.০০	১৭৪০৭.৪৭ ৩৫৩৩.৮৮ ১৩৮৭৩.৫৯ ০.০০	৬০.৩৭% ৬৯.৭২% ৫৮.৩৮% ০%	৭৬.৩১%	
৪৯।	শিল্প মন্ত্রণালয়	৩৮	১০৫৯৬৪.০০ ৮৬৭৫৬.০০ ১৯২০৮.০০ ০.০০	৫৭১৩৬.৯৪ ৪৪৬৯০.৬৩ ১২৪৪৬.৩১ ০.০০	৫৩.৯২% ৫১.৫১% ৬৪.৮০% ০%	৯৪.২০%	
৫০।	লেজিসলেটিভ ও সংসদ বিষয়ক বিভাগ	১	৩২৪.০০ ২৭.০০ ২৯৭.০০ ০.০০	১৬৮.০০ ৯.২২ ১৫৮.৭৮ ০.০০	৫১.৮৫% ৩৪.১৫% ৫৩.৪৬% ০%	৫৩.৮৫%	
৫১।	ব্যাংক ও আর্থিক প্রতিষ্ঠান বিভাগ	৫	১২১৪৯.০০ ৫৭৮.০০ ৮৮০০.০০ ২৭৭১.০০	৫০৫৯.৭৩ ৪২৯.৪১ ১৮৫৯.৩২ ২৭৭১.০০	৪১.৬৫% ৭৪.২৯% ২১.১৩% ১০০%	৫৮.৮৪%	
৫২।	নির্বাচন কমিশন সচিবালয়	৪	৬৪৯৫৮.০০ ১১৫০০.০০ ৫৩৪৫৮.০০ ০.০০	২১৬৬৭.১৮ ৬৫৩০.২৯ ১৫১৩৬.৮৯ ০.০০	৩৩.৩৬% ৫৬.৭৯% ২৮.৩২% ০%	৩৩.৩৬ %	

(লক্ষ টাকায়)

ক্রঃ নং	মন্ত্রণালয়/বিভাগ	প্রকল্প সংখ্যা (উপ-প্রকল্প, থোক বরাদ্দ)	আর্থিক অগ্রগতি			বাস্তব অগ্রগতি (%)
			বরাদ্দ মোট স্থানীয় মুদ্রা প্রকল্প সাহায্য নিজস্ব অর্থায়ন	মোট স্থানীয় মুদ্রা প্রকল্প সাহায্য নিজস্ব অর্থায়ন	বরাদ্দের শতকরা হার	
(১)	(২)	(৩)	(৪)	(৫)	(৬)	(৭)
৫৩।	অভ্যন্তরীণ সম্পদ বিভাগ	৬	৪৭৫৩৩.০০ ৮৭০০.০০ ৩৮৮৩৩.০০ ০.০০	১৩১১১.০০ ৪২৭৩.০০ ৮৮৩৮.০০ ০.০০	২৭.৫৮% ৪৯.১১% ২২.৭৬% ০%	৭২.১৬%
৫৪।	দুর্নীতি দমন কমিশন	১	১০.০০ ১০.০০ ০.০০ ০.০০	০.০০ ০.০০ ০.০০ ০.০০	০% ০% ০% ০%	০%
বিশেষ প্রয়োজনে উন্নয়ন সহায়তা : (পরিকল্পনা বিভাগ)		--	১০১০৪৬.১৬ ৫৫৭১২.৫০ ৪৫৩৩৩.৬৬ --	--	--	--
নিজস্ব অর্থায়ন ব্যতিত বরাদ্দ ও ব্যয়		--	৯১০০০০০.০০ ৬১৮৪০০০.০০ ২৯১৬০০০.০০ -	৮৩৫৮১২১.৪৫ ৫৮৩৫৭১৬.০০ ২৫২২৪০৫.৪৫ -	৯১.৮৫% ৯৪.৩৭% ৮৬.৫০% -	৯২.৯১%
সর্বমোট :		১৫৫৭ (৯ টি থোকসহ)	৯৩৯০৫১৬.৫৭ ৬১৮৪০০০.০০ ২৯১৬০০০.০০ ২৯০৫১৬.৫৭	৮৭০৬৭৩৪.১৮ ৫৮৩৫৭১৬.০০ ২৫২২৪০৫.৪৫ ৩৪৮৬১২.৭৩	৯২.৭২% ৯৪.৩৭% ৮৬.৫০% ১২০.০০%	৯২.৯১%

সারণী-৬ এর তথ্য বিশ্লেষণে দেখা যায় যে,

- সংশোধিত এডিপিতে জাতীয় গড়ের (৯২.৭২%) সমান ও তদূর্ধ্ব আর্থিক অগ্রগতি সম্পন্ন মন্ত্রণালয়/বিভাগ হলো ২৭টি এবং অবশিষ্ট ২৭টি মন্ত্রণালয়/বিভাগের আর্থিক অগ্রগতি জাতীয় গড়ের নিচে।
- ডাক ও টেলিযোগাযোগ বিভাগ, তথ্য ও যোগাযোগ প্রযুক্তি বিভাগ, তথ্য মন্ত্রণালয় ও বিদ্যুৎ বিভাগ সাহায্যপুষ্ট প্রকল্পে উন্নয়ন সহযোগী কর্তৃক অতিরিক্ত অর্থ ব্যয় করা হয়েছে এবং গৃহায়ন ও গণপূর্ত মন্ত্রণালয়ে সংস্থার নিজস্ব অর্থায়নে ব্যয় হয়েছে বিধায় আর্থিক অগ্রগতি ১০০% এর বেশী হয়েছে;
- সার্বিক আর্থিক অগ্রগতি অর্থাৎ জাতীয় গড় হার (৯২.৭২%) এর নিচে আর্থিক অগ্রগতি সম্পন্ন গুরুত্বপূর্ণ মন্ত্রণালয়/ বিভাগগুলো হলো— রেলপথ মন্ত্রণালয় (৯২.২৬%), স্বাস্থ্য ও পরিবার কল্যাণ মন্ত্রণালয় (৮১.৫০%); পরিবেশ ও বন মন্ত্রণালয় (৯১.৪৭%); নৌ-পরিবহন মন্ত্রণালয় (৯১.৯৬%) ও শিল্প মন্ত্রণালয় (৫৩.৯২%);
- আলোচ্য অর্থ বছরে বাস্তব অগ্রগতির জাতীয় গড় হার ৯২.৯১%। জাতীয় গড়ের (৯২.৯১%) সমান ও তদূর্ধ্ব আর্থিক অগ্রগতি সম্পন্ন মন্ত্রণালয়/বিভাগ হলো ৩১টি এবং অবশিষ্ট ২৩টি মন্ত্রণালয়/বিভাগের আর্থিক অগ্রগতি জাতীয় গড়ের নিচে। কম ভৌত অগ্রগতি সম্পন্ন মোট ২৩টি মন্ত্রণালয়/বিভাগের মধ্যে গুরুত্বপূর্ণ

মন্ত্রণালয়/বিভাগগুলো হলো- রেলপথ মন্ত্রণালয় (৭২.০০%); স্বাস্থ্য ও পরিবার কল্যাণ মন্ত্রণালয় ৮৮.১৬%); নৌ-পরিবহন মন্ত্রণালয় (৬৯.৯১%); বাংলাদেশ নির্বাচন কমিশন সচিবালয় (৩৩.৩৬%);

- এ অর্থ বছরে সংশোধিত এডিপিতে ৫৪টি মন্ত্রণালয়/বিভাগের মধ্যে জাতীয় সংসদ সচিবালয়ে কোন স্থানীয় মুদ্রা বরাদ্দ নেই। অবশিষ্ট ৫৩টি মন্ত্রণালয়/বিভাগের মধ্যে স্থানীয় মুদ্রা ব্যবহারের ক্ষেত্রে ২৪টি মন্ত্রণালয়/বিভাগ জাতীয় গড় হার (৯৪.৩৭%) অপেক্ষা কম অর্থ ব্যয় করেছে। তন্মধ্যে উল্লেখযোগ্য মন্ত্রণালয়/বিভাগগুলো হচ্ছে – স্বাস্থ্য ও পরিবার কল্যাণ মন্ত্রণালয় (৯০.০৮%); সেতু বিভাগ (৮০.৮৬%); মহিলা ও শিশু বিষয়ক মন্ত্রণালয় (৮৯.২৭%) এবং পরিসংখ্যান ও তথ্য ব্যবস্থাপনা বিভাগ (৬৭.৬১%)। স্থানীয় মুদ্রা কম ব্যয় হওয়ার কারণসহ মন্ত্রণালয়/বিভাগ ভিত্তিক বিস্তারিত বিবরণ প্রতিবেদনের সংযোজনী-‘গ’-তে দেয়া হলো;
- আলোচ্য অর্থ বছরে ৬টি মন্ত্রণালয়/বিভাগের (যুব ও ক্রীড়া মন্ত্রণালয়, মুক্তিযুদ্ধ বিষয়ক মন্ত্রণালয়, বস্ত্র ও পাট মন্ত্রণালয়, দুর্নীতি দমন কমিশন, ধর্ম বিষয়ক মন্ত্রণালয় এবং পররাষ্ট্র মন্ত্রণালয়) প্রকল্প সাহায্য বরাদ্দ নেই। অবশিষ্ট ৪৮টি মন্ত্রণালয়/বিভাগের মধ্যে ২০টি মন্ত্রণালয়/বিভাগের প্রকল্প সাহায্য অগ্রগতির জাতীয় গড় হার (৮৬.৫০%) অপেক্ষা কম অর্থ ব্যয় করেছে। তন্মধ্যে উল্লেখযোগ্য মন্ত্রণালয়/বিভাগগুলো হলো –শিল্প মন্ত্রণালয় (৬৪.৮০%); স্বাস্থ্য ও পরিবার কল্যাণ মন্ত্রণালয় (৭১.৫৫%) এবং পরিসংখ্যান ও তথ্য ব্যবস্থাপনা মন্ত্রণালয় (৫৫.২২%)। প্রকল্প সাহায্য কম ব্যয় হওয়ার কারণসহ মন্ত্রণালয়/বিভাগ ভিত্তিক বিস্তারিত বিবরণ প্রতিবেদনের সংযোজনী-‘ঘ’-তে দেয়া হলো;
- তুলনামূলকভাবে কম বরাদ্দ প্রাপ্ত যে ৫টি মন্ত্রণালয়/বিভাগের মোট আর্থিক অগ্রগতি জাতীয় গড় অগ্রগতির (৯২.৭২%) উর্ধ্বে তা হলো – তথ্য মন্ত্রণালয় (১০০.৫৬%), বস্ত্র ও পাট মন্ত্রণালয় (৯৯.৮৬%); আইএমইডি (৯৭.৪৩%); পররাষ্ট্র মন্ত্রণালয় (৯৬.৪৩%) এবং মন্ত্রিপরিষদ বিভাগ (৯৫.৭২%);
- সবচেয়ে কম আর্থিক অগ্রগতি হয়েছে অভ্যন্তরীণ সম্পদ বিভাগ (২৭.৫৮%); নির্বাচন কমিশন সচিবালয় (৩৩.৩৬%) ব্যাংক ও আর্থিক প্রতিষ্ঠান বিভাগসহ (৪১.৬৫%) আরও কয়েকটি মন্ত্রণালয়/বিভাগের অগ্রগতিও কম।

৯.২. ২০১৫-১৬ অর্থ বছরের সংশোধিত এডিপি বরাদ্দের ভিত্তিতে সর্বোচ্চ বরাদ্দপ্রাপ্ত ১০টি মন্ত্রণালয়/বিভাগের মূল এডিপি ও সংশোধিত এডিপি-তে বরাদ্দ এবং আর্থিক অগ্রগতির একটি তুলনামূলক চিত্র সারণী-৭ এ তুলে ধরা হলোঃ

সারণী-৭ : এডিপি বরাদ্দের বিবেচনায় সর্বোচ্চ বরাদ্দপ্রাপ্ত ১০টি মন্ত্রণালয়/বিভাগের বাস্তবায়ন অগ্রগতি

(লক্ষ টাকায়)

ক্রঃ নং	মন্ত্রণালয়/বিভাগ	সংঃ এডিপি তে প্রকল্প সংখ্যা	২০১৫-১৬ অর্থ বছরের মোট এডিপি বরাদ্দ		মোট আর্থিক অগ্রগতি	আর্থিক ব্যয়ের হার		বাস্তব অগ্রগতি (%)
			মূল	সংশোধিত		মূল মোট বরাদ্দের %	সংশোধিত মোট বরাদ্দের %	
(১)	(২)	(৩)	(৪)	(৫)	(৬)	(৭)	(৮)	(৯)
০১।	স্থানীয় সরকার বিভাগ	২২৩	১৬১৪০৯৩.০০	১৬৭৫৪৯৮.০০	১৬১৩৮২৪.০০	১০০%	৯৬%	৯৮%
০২।	বিদ্যুৎ বিভাগ	৭৮	১৬৫২১৭৯.০০	১৫৫৫১২১.০০	১৫৫৫৬৪৫.৮৪	৯৪%	১০০%	৯৯%
০৩।	সেতু বিভাগ	১২	৮৯৬১০০.০০	৬৪০৯৭০.০০	৪৩৯২৫০.৪২	৪৯%	৬৯%	৭০%

ক্র: নং	মন্ত্রণালয়/বিভাগ	সং: এডিপিতে প্রকল্প সংখ্যা	২০১৫-১৬ অর্থ বছরের মোট এডিপি বরাদ্দ		মোট আর্থিক অগ্রগতি	আর্থিক ব্যয়ের হার		বাস্তব অগ্রগতি (%)
			মূল	সংশোধিত		মূল মোট বরাদ্দের %	সংশোধিত মোট বরাদ্দের %	
(১)	(২)	(৩)	(৪)	(৫)	(৬)	(৭)	(৮)	(৯)
০৪।	সড়ক পরিবহন ও মহাসড়ক বিভাগ	১৩৮	৫৬৩৮৬৪.০০	৬৩৯৯১৬.০০	৬৩৭৩৭৯.০৩	১১৩%	১০০%	৯৬%
০৫।	প্রাথমিক ও গণশিক্ষা মন্ত্রণালয়	১২	৫১২৫৭০.০০	৫২৪৭৩৬.০০	৫১৪৩১৮.৫১	১০০%	৯৮%	৯৯%
০৬।	স্বাস্থ্য ও পরিবার কল্যাণ মন্ত্রণালয়	৬১	৫১৮০৫৬.০০	৫১২১১৫.০০	৪১৭৩৮০.৬৪	৮১%	৮২%	৮৮%
০৭।	রেলপথ মন্ত্রণালয়	৫২	৫৪১০৫৩.০০	৪৬২৯৬২.০০	৪২৭১০৬.৩৩	৭৯%	৯২%	৭২%
০৮।	শিক্ষা মন্ত্রণালয়	৮৭	৪১৮২৫৩.০০	৪২৭৯৯৯.০০	৪২২০০২.০৭	১০১%	৯৯%	৯৮%
০৯।	গৃহায়ন ও গণপূর্ত মন্ত্রণালয়	৯৮	২৫০৩৪৬.০০	৩৮৯২২১.৫৩	৪৭০৪৯২.১৮	১৮৮%	১২১%	১০০%
১০।	পানি সম্পদ মন্ত্রণালয়	৭০	২৯৬৯৮৭.০০	২৮৬১৩৩.০০	২৭২৭০৪.৭৭	৯২%	৯৫%	৯৮%
মোটঃ		৮৩১	৭২৬৩৫০১.০০	৭১১৪৬৭১.৫৩	৬৭৭০১০৩.৭৯	৯৩%	৯৫.১৬%	৯২.৯১%

এডিপি বাস্তবায়নের সার্বিক অগ্রগতি মূলতঃ সর্বোচ্চ বরাদ্দপ্রাপ্ত এ ১০টি মন্ত্রণালয়/বিভাগের আওতাধীন উন্নয়ন প্রকল্পসমূহের বাস্তবায়ন সাফল্যের ওপর নির্ভরশীল। সারণী-৭ এর তথ্য পর্যালোচনায় দেখা যায় যে—

- ১০টি মন্ত্রণালয়/বিভাগের বরাদ্দ মোট সংশোধিত এডিপি বরাদ্দের ৭৭.৩৫%। উক্ত ১০টি মন্ত্রণালয়/বিভাগের সার্বিক আর্থিক অগ্রগতি ৯৫.১৬%, যা জাতীয় গড় আর্থিক অগ্রগতির (৯২.৭২%) অপেক্ষা ২.৪৪% বেশী। এ ১০টি মন্ত্রণালয়/বিভাগের মধ্যে ৭টি মন্ত্রণালয়/বিভাগ সর্বোচ্চ (জাতীয় গড় আর্থিক অগ্রগতি ৯২.৯২% এর সমান বা তদুর্ধ্ব) আর্থিক অগ্রগতি অর্জন করেছে;
- উল্লিখিত ১০টি মন্ত্রণালয়/বিভাগের মধ্যে ৩টি মন্ত্রণালয়/বিভাগ (সেতু বিভাগ, স্বাস্থ্য ও পরিবার কল্যাণ মন্ত্রণালয় এবং রেলপথ মন্ত্রণালয়) জাতীয় গড়ের (৯২.৭২%) নীচে আর্থিক অগ্রগতি অর্জন করেছে।
- উল্লিখিত ১০টি মন্ত্রণালয়/বিভাগের মধ্যে ৫টি মন্ত্রণালয়/বিভাগের (স্থানীয় সরকার সড়ক পরিবহন ও মহাসড়ক বিভাগ, প্রাথমিক ও গণশিক্ষা মন্ত্রণালয়, শিক্ষা মন্ত্রণালয় ও গৃহায়ন ও গণপূর্ত মন্ত্রণালয়) সংশোধিত এডিপিতে বরাদ্দ বাড়ানো হয়েছে। অপরপক্ষে, বাকী ৫টি মন্ত্রণালয়/বিভাগের, সংশোধিত এডিপিতে বরাদ্দ কমানো হয়েছে।

৯.৩. ২০১৫-১৬ অর্থ বছরে নিম্ন আর্থিক অগ্রগতি সম্পন্ন কয়েকটি মন্ত্রণালয়/বিভাগের অগ্রগতির হারের বিবরণের সাথে একই মন্ত্রণালয়/বিভাগের গত দু'বছরের অগ্রগতির হারের তুলনামূলক চিত্র সারণী-৮ এ দেয়া হলো:

**সারণী-৮ : ২০১৫-১৬ অর্থ বছরে কম অগ্রগতি সম্পন্ন ১০টি মন্ত্রণালয়/বিভাগের ৩ বছরের অগ্রগতির চিত্র**

ক্রমিক নং	মন্ত্রণালয়/বিভাগ	আর্থিক অগ্রগতির হার		
		২০১৫-১৬	২০১৪-১৫	২০১৩-১৪
(১)	(২)	(৩)	(৪)	(৫)
০১।	দুর্নীতি দমন কমিশন	০%	৬৩%	৯৮%
০২।	অভ্যন্তরীণ সম্পদ বিভাগ	২৮%	৩২%	২৪%
০৩।	নির্বাচন কমিশন সচিবালয়	৩৩%	৬৯%	৩৭%
০৪।	ব্যংক ও আর্থিক প্রতিষ্ঠান বিভাগ	৪২%	৬৫%	৫১%
০৫।	লেজিসলেটিভ ও সংসদ বিষয়ক বিভাগ	৫২%	৬৫%	৪০%
০৬।	শিল্প মন্ত্রণালয়	৫৪%	৭৯%	৯০%
০৭।	অর্থ বিভাগ	৬০%	৬৮%	৫৮%
০৮।	পরিসংখ্যান ও তথ্য ব্যবস্থাপনা বিভাগ	৬৩%	৬৬%	৮৪%
০৯।	সেতু বিভাগ	৬৯%	৮৯%	৯৬%
১০।	আইন ও বিচার বিভাগ	৭২%	৯৯%	৯৯%

সারণী-৮ পর্যালোচনায় দেখা যায় যে,

- এ ১০টি মন্ত্রণালয়/বিভাগ ২০১৫-১৬ অর্থ বছরে সার্বিক আর্থিক অগ্রগতি ৯২.৭২% অর্জন করতে সক্ষম হয়নি। এগুলোর মধ্যে দুর্নীতি দমন কমিশনের অগ্রগতি গত ২০১৩-১৪ অর্থ বছরের সার্বিক অগ্রগতি (৯৩%) অপেক্ষা ৫% বেশী ছিল, এবং আইন ও বিচার বিভাগ এর অগ্রগতি ২০১৪-১৫ ও ২০১৩-১৪ অর্থ বছরে সার্বিক অগ্রগতি বেশী ছিল এছাড়া সেতু বিভাগের ২০১৩-১৪ অর্থ বছরে সন্তোষজনক (৯৬%) অগ্রগতি হলেও পরবর্তী দু অর্থবছরে অগ্রগতি কম হয়েছে ;
- অর্থাৎ বিশ্লেষণে প্রতীয়মান হয় যে, দুর্নীতি দমন কমিশন, আইন ও বিচার বিভাগ, সেতু বিভাগ ছাড়া বাকী মন্ত্রণালয়/বিভাগের আর্থিক অগ্রগতি ক্রমাগত ৩ বছরেও সন্তোষজনক পর্যায়ে পৌঁছায়নি।

**১০। প্রকল্প ভিত্তিক সার্বিক এডিপি বাস্তবায়ন অগ্রগতিঃ**

২০১৫-১৬ অর্থ বছরের এডিপিভুক্ত প্রকল্পসমূহের বরাদ্দকৃত অর্থের তুলনায় অর্জিত আর্থিক ও বাস্তব অগ্রগতির চিত্র সারণী-৯ ও ১০ - এ তুলে ধরা হলো :

**সারণী-৯ : প্রকল্প ভিত্তিক আর্থিক অগ্রগতির বিভাজন**

(কোটি টাকায়)

বার্ষিক লক্ষ্যমাত্রার তুলনায় অর্জিত আর্থিক অগ্রগতির (%) শ্রেণীবিভাগ	প্রকল্প সংখ্যা	মোট প্রকল্প সংখ্যার শতকরা হার	মোট সংশোধিত বরাদ্দ	মোট সংশোধিত বরাদ্দের %	মন্তব্য
(১)	(২)	(৩)	(৪)	(৫)	(৬)
১০০% ও তদুর্ধ্ব	৪৮৫	৩১.১৪%	২৬৯৬৫.০১	২৮.৭২%	প্রশংসনীয়
৯০-৯৯%	৬৪৬	৪১.৪৯%	৪৭৫৭২.৫৯	৫০.৬৬%	সন্তোষজনক

বার্ষিক লক্ষ্যমাত্রার তুলনায় অর্জিত আর্থিক অগ্রগতির (%) শ্রেণীবিভাগ	প্রকল্প সংখ্যা	মোট প্রকল্প সংখ্যার শতকরা হার	মোট সংশোধিত বরাদ্দ	মোট সংশোধিত বরাদ্দের %	মন্তব্য
৭৬-৮৯%	১০৪	৬.৬৭%	৮৫৪২.২৪	৯.১০%	মোটামুটি সন্তোষজনক
৫১-৭৫%	১০২	৬.৫৫%	৪৭০৬.৪১	৫.০১%	সন্তোষজনক নয়
২৬-৫০%	৬৪	৪.১১%	২২২৯.১২	২.৩৭%	
২৫%- তদনিম্ন	৪৩	২.৭৬%	২৩০৭.৫৫	২.৪৬%	হতাশাব্যঞ্জক
০	১১৩	৭%	৫৭১.৭৯	০.৬১%	
উপ-মোটঃ	১৫৫৭	১০০%	৯২৮৯৪.৭০	৯৮.৯২%	
বিশেষ প্রয়োজনে উন্নয়ন সহায়তা খাতে প্রকল্প সাঃ বাবদ অবরাদ্দকৃত অর্থঃ	--	--	১০১০.৪৬	১.০৮%	
সর্বমোটঃ	১৫৫৭	১০০%	৯৩৯০৫.১৭	১০০%	

**সারণী-১০ : প্রকল্প ভিত্তিক বাস্তব অগ্রগতির বিভাজন**

(কোটি টাকায়)

বার্ষিক লক্ষ্যমাত্রার তুলনায় অর্জিত বাস্তব অগ্রগতির (%) শ্রেণীবিভাগ	প্রকল্প সংখ্যা	মোট প্রকল্প সংখ্যার শতকরা হার	মোট সংশোধিত বরাদ্দ	মোট সংশোধিত বরাদ্দের %	মন্তব্য
(১)	(২)	(৩)	(৪)	(৫)	(৬)
১০০% ও তদূর্ধ্ব	৮৪৭	৫৪.৪০%	৫৯৮৯৬.৬৫	৬৩.৭৮%	প্রশংসনীয়
৯০-৯৯%	২৯০	১৮.৬৩%	১৬৫৬৬.৬৭	১৭.৬৪%	সন্তোষজনক
৭৬-৮৯%	৯৬	৬.১৭%	৪৬৬৬.১৪	৪.৯৭%	মোটামুটি সন্তোষজনক
৫১-৭৫%	৯২	৫.৯১%	৩৪৩৭.৮১	৩.৬৬%	সন্তোষজনক নয়
২৬-৫০%	৬৫	৪.১৭%	৬৯৫৫.৮৭	৭.৪১%	
২৫%-তদনিম্ন	৩৪	২.১৮%	৩৫৬.৭৩	০.৩৮%	হতাশাব্যঞ্জক
০	১৩৩	৮.৫৪%	১০১৫.৩৪	১.০৮%	
উপ-মোটঃ	১৫৫৭	১০০%	৯২৮৯৪.৭০	৯৮.৯২%	
বিশেষ প্রয়োজনে উন্নয়ন সহায়তা খাতে প্রকল্প সাঃ বাবদ অবরাদ্দকৃত অর্থঃ	--	--	১০১০.৪৬	১.০৮%	
সর্বমোটঃ	১৫৫৭	১০০%	৯৩৯০৫.১৭	১০০%	

সারণী-৯ ও ১০ এর তথ্য বিশ্লেষণে দেখা যায় যে—

- আলোচ্য অর্থ বছরে ৫৪টি মন্ত্রণালয়/বিভাগের আওতায় বাস্তবায়নাধীন ১৫৫৭টি প্রকল্পের মধ্যে ৪৮৫টি প্রকল্পের (মোট প্রকল্পের ৩১.১৪%) আর্থিক এবং ৮৪৭টি প্রকল্পের (মোট প্রকল্পের ৫৪.৪০%) বাস্তব অগ্রগতি প্রশংসনীয় (১০০% বা তদূর্ধ্ব);
- ৬৪৬টি প্রকল্পের (মোট প্রকল্পের ৪১.৪৯%) আর্থিক এবং ২৯০টি প্রকল্পের (মোট প্রকল্পের ১৮.৬৩%) বাস্তব অগ্রগতি সন্তোষজনক;
- ১০৪টি প্রকল্পের (মোট প্রকল্পের ৬.৬৭%) আর্থিক এবং ৯৬টি প্রকল্পের (মোট প্রকল্পের ৬.১৭%) বাস্তব অগ্রগতি মোটামুটি সন্তোষজনক;
- ১৬৬টি প্রকল্পের (মোট প্রকল্পের ১০.৬৬%) আর্থিক এবং ১৫৭টি প্রকল্পের (মোট প্রকল্পের ১০.০৮%) বাস্তব অগ্রগতি সন্তোষজনক নয়;

- ২০১৫-১৬ অর্থ বছরে এডিপিতে অন্তর্ভুক্ত প্রকল্পগুলির আর্থিক অগ্রগতি বিশ্লেষণে দেখা যায় যে, ১১৩টি প্রকল্পে সারা বছরে কোন অর্থ ব্যয় বা কোন কাজ হয় নাই। এ সকল শূন্য আর্থিক অগ্রগতি সম্পন্ন প্রকল্পে সংশোধিত এডিপিতে মোট বরাদ্দের পরিমাণ ছিল ৫৭১.৭৯ কোটি টাকা (স্থানীয় মুদ্রা ৭৮.৪৭ কোটি এবং টাকা অবমুক্তি ১.৯০ কোটি)। প্রকল্পগুলির শূন্য অগ্রগতির কারণসমূহের মধ্যে নতুনভাবে অন্তর্ভুক্ত প্রকল্পের দরপত্র আহবানে বিলম্ব, দরপত্র রেসপন্সিভ না হওয়া, প্রকল্পের ঋণ না পাওয়া, অর্থ ছাড় না হওয়া বা দেরীতে অর্থ ছাড় হওয়া, ভূমি অধিগ্রহণ না হওয়া, মামলাজনিত সমস্যা, ডিপিপি সংশোধন, আরডিপিপি অনুমোদনে বিলম্ব হওয়া, দাতা সংস্থার সাথে চুক্তি সম্পাদনে বিলম্ব, নামমাত্র বরাদ্দ, ইত্যাদি উল্লেখযোগ্য। এ প্রকল্পগুলির বিশ্লেষণে প্রতীয়মান হয় যে, এডিপিতে সকল প্রকল্প বাস্তবায়নে মন্ত্রণালয়/বিভাগসমূহ কর্তৃক ইঙ্গিত গুরুত্ব প্রদান করা হয় না।
- অপরদিকে, এ অর্থ বছরে শূন্য বাস্তব অগ্রগতি সম্পন্ন প্রকল্পের সংখ্যা ১৩৩টি। এ প্রকল্পগুলির মোট বরাদ্দ ১০১৫.৩৪ কোটি টাকা (স্থানীয় মুদ্রা ৪৭২.০৮ কোটি টাকা) এবং মোট ৪৩৩.৯৭ কোটি টাকা (স্থানীয় মুদ্রা ব্যয় ৪০৯.২৭ কোটি টাকা) ব্যয় হলেও কোন ভৌত কাজ সম্পন্ন হয় নাই।
- ২০১৫-১৬ অর্থ বছরে মোট ৭০ প্রকল্পের অনুকূলে ১.০০ লক্ষ টাকা করে বরাদ্দ রাখা হয়েছে, যার বিপরীতে কোন অগ্রগতি অর্জিত হয়নি।
- শূন্য আর্থিক অগ্রগতি সম্পন্ন ১১৩টি প্রকল্পের তালিকা সংযোজনী-‘চ’ তে এবং শূন্য বাস্তব অগ্রগতি সম্পন্ন ১৩৩টি প্রকল্পের তালিকা সংযোজনী-‘ছ’ তে দেয়া হয়েছে। মন্ত্রণালয়/বিভাগ ভিত্তিক সংশোধিত এডিপিতে অন্তর্ভুক্ত ১৫৫৭টি প্রকল্পের বরাদ্দ, অবমুক্তি ও ব্যয়ের বিস্তারিত বিবরণ প্রতিবেদনের সংযোজনী-‘ঙ’-তে দেয়া হয়েছে।

#### ১১। এডিপিভুক্ত প্রকল্পের প্রাক্কলিত ব্যয়ের বিপরীতে ক্রমপুঞ্জিত আর্থিক অগ্রগতিঃ

২০১৫-১৬ অর্থ বছরের এডিপিভুক্ত প্রকল্পসমূহের সর্বমোট প্রাক্কলিত ব্যয়ের বিপরীতে ক্রমপুঞ্জিত আর্থিক অগ্রগতি নীচের সারণী-১১ এ দেখানো হলোঃ

#### সারণী-১১ : প্রকল্পের প্রাক্কলিত ব্যয়ের বিপরীতে ক্রমপুঞ্জিত আর্থিক অগ্রগতির বিভাজন

প্রকল্পের প্রাক্কলিত ব্যয়ের বিপরীতে ক্রমপুঞ্জিত ব্যয়ের শতকরা হার	প্রকল্প সংখ্যা		
	মোট (মোট প্রকল্প সংখ্যার %)	সমাপ্ত ঘোষিত	বাস্তবায়নাধীন/ মেয়াদ বৃদ্ধিকৃত
(১)	(২)	(৩)	(৪)
১০০% ও তদূর্ধ্ব	৪৬ (২.৯৫%)	২৫	২১
৯০-৯৯%	২২০ (১৪.১৩%)	১৪৩	৭৭
৭৬-৮৯%	১৯১ (১২.২৬%)	৪৬	১৪৫
৫১-৭৫%	৩২৮ (২১.০৭%)	২৪	৩০৪
২৬-৫০%	২৫৯ (১৬.৬৩%)	৬	২৫৩
২৫%- তদনিন্ম	৪২৭ (২৭.৪২%)	১০	৪১৭
০	৮৬ (৫.৫২%)	৪	৮২
মোটঃ	১৫৫৭ (১০০%)	২৫৮	১২৯৯

সারণী-১১ এর তথ্য বিশ্লেষণে দেখা যায় যে—

- ৪৬টি প্রকল্পের (মোট প্রকল্পের ২.৯৫%) প্রাক্কলিত ব্যয়ের সম্পূর্ণ অংশ বা তদূর্ধ্ব ব্যয় হয়েছে;
- ১০০% বা তদূর্ধ্ব আর্থিক অগ্রগতি সম্পন্ন ৪৭টি প্রকল্পের মধ্যে ২০১৫-১৬ অর্থ বছরে মাত্র ২৫টি প্রকল্প সমাপ্ত ঘোষণা করা হয়, অবশিষ্ট ২২টি প্রকল্প বাস্তবায়নাধীন রয়েছে;
- ৯০-৯৯% আর্থিক অগ্রগতি সম্পন্ন ২২০টি প্রকল্পের (মোট প্রকল্পের ১৪.১৩%) মধ্যে ২০১৫-১৬ অর্থ বছরে ১৪৩টি প্রকল্প সমাপ্ত ঘোষণা করা হয়, অবশিষ্ট ৭৭টি প্রকল্প বাস্তবায়নাধীন রয়েছে;
- ৭৬-৮৯% আর্থিক অগ্রগতি সম্পন্ন ১৯১টি প্রকল্পের (মোট প্রকল্পের ১২.২৬%) মধ্যে ২০১৫-১৬ অর্থ বছরে ৪৬টি প্রকল্প সমাপ্ত ঘোষণা করা হয়, অবশিষ্ট ১৪৫টি প্রকল্প সংশোধন করে মেয়াদ বৃদ্ধি করা হয়েছে;
- ৫১-৭৫% আর্থিক অগ্রগতি সম্পন্ন ৩২৮টি প্রকল্পের (মোট প্রকল্পের ২১.০৭%) মধ্যে ২০১৫-১৬ অর্থ বছরে ২৪টি প্রকল্প সমাপ্ত ঘোষণা করা হয়, অবশিষ্ট ৩০৪টি প্রকল্প বাস্তবায়নাধীন রয়েছে;
- প্রাক্কলিত ব্যয়ের সর্বোচ্চ ৫০% পর্যন্ত ব্যয় করে ৬টি প্রকল্পকে সমাপ্ত ঘোষণা করা হয়েছে;
- মোট প্রকল্পের ৫.৫২% অর্থাৎ ৮৬টি প্রকল্পের ক্রমপুঞ্জিত আর্থিক অগ্রগতি শূন্য।

## ১২। সমাপ্ত প্রকল্প :

### ১২.১ সমাপ্ত ঘোষিত প্রকল্পসমূহের বাস্তবায়ন অগ্রগতি :

২০১৫-১৬ অর্থ বছরে মন্ত্রণালয়/বিভাগ থেকে প্রাপ্ত বাস্তবায়ন অগ্রগতির তথ্য পর্যালোচনা করলে দেখা যায় যে, মূল এডিপিভুক্ত ১৫৫৭টি প্রকল্পের মধ্যে ২৮১টি প্রকল্প (মোট প্রকল্পের ১৮.০৮%) জুন ২০১৬ অর্থ বছরে সমাপ্তির জন্য নির্ধারিত ছিল। এ প্রকল্পগুলির মধ্যে ২০৩টি প্রকল্প সমাপ্ত ঘোষণা করা হয়েছে। অবশিষ্ট ৭৮টি প্রকল্পকে সমাপ্ত ঘোষণা না করে মেয়াদ বৃদ্ধি করা হয়েছে। অপরদিকে, আলোচ্য বছরে সমাপ্তির জন্য নির্ধারিত ছিল না, এমন ৫৫টি প্রকল্পকে মন্ত্রণালয়/বিভাগ কর্তৃক সমাপ্ত ঘোষণা করা হয়েছে। এতে মোট সমাপ্ত প্রকল্পের সংখ্যা দাঁড়ায় ২৫৮। তন্মধ্যে ১০০% বাস্তবায়ন হয়েছে এমন প্রকল্পের সংখ্যা ১৩৩টি এ সংক্রান্ত তথ্য নিম্নের সারণী-১২ এ তুলে ধরা হলো, যার বিস্তারিত বিবরণ সংযোজনী-‘জ’ তে দেখা যেতে পারে।

### সারণী-১২ : ২০১৫-১৬ অর্থ বছরে সমাপ্ত প্রকল্প সংক্রান্ত চিত্র

সমাপ্তির জন্য নির্ধারিত প্রকল্প সংখ্যা	নির্ধারিত ২৮১'র মধ্যে জুন '১৬ পর্যন্ত সমাপ্ত প্রকল্প সংখ্যা	লক্ষ্যমাত্রা বহির্ভূত সমাপ্ত প্রকল্প সংখ্যা	মোট সমাপ্ত প্রকল্প সংখ্যা	১০০% কাজ সম্পন্ন হয়েছে এমন প্রকল্প সংখ্যা	কিছু কাজ অসমাপ্ত থাকা সত্ত্বেও সমাপ্ত ঘোষিত প্রকল্প সংখ্যা
(১)	(২)	(৩)	(৪)	(৫)	(৬)
২৮১	২০৩	৫৫	২৫৮	১৩৩	১২৫



### ১৩। প্রকল্প অনুমোদন পর্যায়ঃ

২০১৫-১৬ অর্থ বছরসহ গত চার বছরের এডিপিভুক্ত অননুমোদিত প্রকল্পের অনুমোদন অগ্রগতির একটি তুলনামূলক চিত্র সারণী-১৪ তে দেয়া হলো।

#### সারণী-১৪ : ২০১৫-১৬ অর্থ বছরসহ গত চার বছরের প্রকল্পের অনুমোদন পর্যায়

অর্থ বছর	সংশোধিত এডিপি'তে অন্তর্ভুক্ত প্রকল্প সংখ্যা	এডিপিতে অন্তর্ভুক্তির সময় অননুমোদিত প্রকল্প সংখ্যা (মোট প্রকল্প সংখ্যার %)	বছর ভিত্তিক অনুমোদিত হয়েছে এমন প্রকল্প সংখ্যা
(১)	(২)	(৩)	(৪)
২০১৫-১৬	১৫৫৫	৮৬০ (৫৫%)	৩০৭
২০১৪-১৫	১৪৫৮	৬০৫ (৪১%)	১৫৯
২০১৩-১৪	১৩৬৬	৫৫৭ (৪১%)	২৪৯
২০১২-১৩	১৩২৮	৭২০ (৫৪%)	২০৬
২০১১-১২	১৩৪০	৭০২ (৫২%)	১৮৫

সারণী-১৪ হতে দেখা যায় যে, ২০১৫-১৬ অর্থ বছরে ৮৬০টি অননুমোদিত প্রকল্পের বিপরীতে ৩০৭টি প্রকল্প অনুমোদিত হয়েছে, যা বিগত অর্থ বছর থেকে ১৪৮টি বেশী।

### ১৪। বার্ষিক উন্নয়ন কর্মসূচী বাস্তবায়নের ক্ষেত্রে পরিলক্ষিত সমস্যাবলী :

উন্নয়ন প্রকল্পের বাস্তবায়ন পরিবীক্ষণের দীর্ঘদিনের অভিজ্ঞতা থেকে বাস্তবায়ন পরিবীক্ষণ ও মূল্যায়ন বিভাগ প্রকল্প বাস্তবায়নে দীর্ঘসূত্রতা ও প্রাক্কলিত ব্যয় অতিক্রান্তিসহ বিভিন্ন সমস্যা চিহ্নিত করেছে। ২০১৫-১৬ অর্থ বছরে এডিপি বাস্তবায়নে প্রকল্প প্রণয়নসহ বাস্তবায়নোত্তর পর্যায়ে চিহ্নিত কতিপয় সমস্যা এবং তা থেকে উত্তরণের সুপারিশ নিম্নে উপস্থাপন করা হলঃ

#### ১. প্রকল্প প্রণয়ন ও অনুমোদন পর্যায়ঃ

ক্র: নং-	সমস্যা	সুপারিশ
১.১	প্রয়োজনীয় সম্ভাব্যতা (Feasibility study) সমীক্ষা ব্যতীত জিওবি খাতে অনেক প্রকল্প গ্রহণ করা;	যথাযথ সম্ভাব্যতা সমীক্ষার মাধ্যমে প্রকল্প গ্রহণ করার বিষয়ে মাননীয় প্রধানমন্ত্রীর নির্দেশনা রয়েছে। এ নির্দেশনা প্রতিপালনের জন্য প্রয়োজনে সংশ্লিষ্ট মন্ত্রণালয়/বিভাগ/ সংস্থার রাজস্ব খাতে অর্থের সংস্থান রাখা;
১.২	অনেক ক্ষেত্রে প্রকল্পের Logical Framework এ পরিমাপগত ইউনিট/সংখ্যাসহ যথাযথভাবে প্রণয়ন না করার কারণে বাস্তবায়নকালে প্রকল্পের অগ্রগতি সুষ্ঠুভাবে মনিটরিং করা সম্ভব হয় না এবং বিনিয়োগের ফলাফল সঠিকভাবে মূল্যায়ন করা যায় না;	প্রকল্পের Logical Framework যথাযথভাবে প্রণয়ন করা এবং প্রকল্প অনুমোদনের পূর্বে প্রকল্প প্রণয়নকারী কর্তৃপক্ষ কর্তৃক বিষয়টি নিশ্চিত করা;
১.৩	অনেক ক্ষেত্রে DPP/TPP-তে দেয়া Work plan এবং procurement plan	DPP/TPP এর Work Plan এবং Procurement Plan অনুযায়ী প্রকল্প

ক্র: নং-	সমস্যা	সুপারিশ
	অনুযায়ী প্রকল্প বাস্তবায়ন করা হয় না;	বাস্তবায়নের জন্য পদক্ষেপ নেয়া;
১.৪	মন্ত্রণালয়/বিভাগ পর্যায়ে উন্নয়ন প্রকল্প প্রণয়ন, বাস্তবায়ন ও মনিটরিং সংক্রান্ত কার্যাবলী সম্পাদনের ক্ষেত্রে সক্ষমতার অভাব পরিলক্ষিত হয়;	সকল বৃহৎ ও গুরুত্বপূর্ণ মন্ত্রণালয়/বিভাগে প্রকল্প প্রণয়ন, বাস্তবায়ন ও মনিটরিং সক্ষমতা বৃদ্ধির জন্য প্রধান/যুগ্ম-প্রধানের পদসহ প্রয়োজনীয় সংখ্যক জনবল নিয়োগ করা;

## ২. প্রকল্প বাস্তবায়ন পর্যায়ঃ

ক্র: নং-	সমস্যা	সুপারিশ
২.১।	প্রকল্পের আওতায় নির্বাচিত সুফলভোগীদের সম্পর্কে পূর্বের পর্যাপ্ত তথ্য না থাকায় প্রকল্প বাস্তবায়নের ফলে সুফলভোগীদের আয় কি পরিমাণ বৃদ্ধি পেয়েছে তা তুলনা করা সম্ভব হয়না;	সুফলভোগীদের নির্বাচন ও প্রকল্প সহায়তা প্রদানের পূর্বে <b>baseline survey</b> যথাযথভাবে সম্পন্ন করতে হবে এবং তা সংশ্লিষ্ট দপ্তর সমূহে সংরক্ষণ করা;
২.২।	প্রকল্প বাস্তবায়ন সাইটে অধিকাংশ সময় কোন সাইনবোর্ড না থাকার ফলে কাজটি কোন প্রকল্প/সংস্থার আওতায় করা হচ্ছে সে সংক্রান্ত তথ্যাদি পাওয়া যায় না;	প্রকল্প বাস্তবায়ন সাইটে প্রকল্পের বিস্তারিত তথ্যসহ স্থায়ী সাইনবোর্ড স্থাপন করা;
২.৩।	প্রকল্প সমূহের বছর ভিত্তিক এক্সটার্নাল অডিট না হওয়ায় প্রকল্প শেষে অনেক অডিট আপত্তি জমা হয় এবং তা নিষ্পত্তি হতে দীর্ঘ সময় লেগে যায়;	বছর ভিত্তিক এক্সটার্নাল অডিট করিয়ে তা প্রকল্প মেয়াদেই যতদূর সম্ভব নিষ্পত্তি করার উদ্যোগ গ্রহণ করা;
২.৪।	বিভিন্ন প্রকল্প হতে জেলা ও উপজেলা অফিস সমূহে আসবাবপত্র, যন্ত্রপাতি ও যানবাহন সরবরাহ করা হয়। যথাযথ ইনভেনটরি ব্যবস্থাপনা ছাড়া এগুলোর যথাযথ হিসাব সংরক্ষণ ও সুষ্ঠু ব্যবহার নিশ্চিত করা সম্ভব হয় না;	বিভিন্ন প্রকল্পের ক্রয়কার্যক্রমে দ্বৈততা পরিহার, স্বচ্ছতা ও জবাবদিহিতা নিশ্চিতকরণ এবং ক্রয়কৃত সামগ্রির সুষ্ঠু ব্যবহার নিশ্চিত করার লক্ষ্যে যথাযথ ইনভেনটরি ব্যবস্থাপনা ও ইনভেনটরি মার্কিং এর উদ্যোগ গ্রহণ করা;
২.৫।	অনেক ক্ষেত্রে ৫০ কেটি টাকার উর্ধ্বে প্রকল্পে পূর্ণকালীন প্রকল্প পরিচালক নিয়োগ করা হয় না ফলে অতিরিক্ত দায়িত্বে প্রকল্পের বাস্তবায়ন কার্যক্রম সঠিকভাবে সম্পাদন/মনিটর করা সম্ভব হয় না;	৫০ কেটি টাকা বা তদুর্ধ্ব প্রাক্কলতি ব্যয়ের প্রকল্পে পূর্ণকালীন সময়ের জন্য পরিচালক নিয়োগ করা;
২.৬।	প্রকল্প বাস্তবায়নকালে নির্মাণ সামগ্রীর গুণাগুণ বজায় রাখার জন্য সার্বক্ষণিক তদারকি করা হয় না;	প্রকল্প পরিচালক ও প্রকল্পের সাথে সংশ্লিষ্ট কর্মকর্তাগণ কর্তৃক প্রকল্প বাস্তবায়ন কালে নির্মাণ সামগ্রীর গুণাগুণ বজায় রাখার জন্য তদারকি করা;

ক্র: নং-	সমস্যা	সুপারিশ
২.৭।	প্রকল্প বাস্তবায়নে অনভিজ্ঞ ও অনাগ্রহী প্রকল্প পরিচালক ও উপ-প্রকল্প পরিচালক নিয়োগ;	প্রকল্প বাস্তবায়নে অভিজ্ঞ ও আগ্রহী কর্মকর্তাদের প্রকল্প পরিচালক হিসাবে নিয়োগ করা;
২.৮	প্রকল্প বাস্তবায়নে বিলম্বের অন্যতম কারণ ভূমি অধিগ্রহণে পদ্ধতিগত দীর্ঘসূত্রতা। এছাড়া উপযুক্ত ক্ষতিপূরণ না পাওয়া, প্রয়োজনের অতিরিক্ত জমি সংগ্রহের প্রবণতা, আবাদি জমি অধিগ্রহণ করে অধিক ব্যয়ে তা উন্নয়ন করার প্রবণতা প্রকল্প বাস্তবায়নকালে লক্ষ্য করা যায়;	<ul style="list-style-type: none"> <li>● প্রকল্পের জন্য ভূমির পরিমাণ ন্যূনতম পর্যায়ে রাখার প্রচেষ্টা গ্রহণ করা;</li> <li>● ভূমি ব্যবহার হ্রাসের লক্ষ্যে উর্ধ্বমুখী সম্প্রসারণ (Vertical Expansion) নীতি গ্রহণ ও বাস্তবায়ন করা;</li> <li>● বিদ্যমান Land Acquisition Act যুগোপযোগী করার ব্যবস্থা নেয়া যেতে পারে। এক্ষেত্রে ভূমি মন্ত্রণালয় যথাযথ ব্যবস্থা গ্রহণ করা;</li> </ul>
২.৯	মন্ত্রণালয়/বিভাগ/সংস্থা কর্তৃক নিবিড়ভাবে মনিটরিং ও তদারকির অভাব পরিলক্ষিত হয়;	প্রকল্প কাজের গুণগতমান রক্ষার বিষয়ে আইএমইডি'র পাশাপাশি প্রতিটি মন্ত্রণালয়/বিভাগ/সংস্থা'র নিজস্ব মনিটরিং কার্যক্রম জোরদার করা আবশ্যিক এবং Project Monitoring & Evaluation (M&E) বিষয়ে একাডেমিক ডিগ্রী ধারী বা সংশ্লিষ্ট বিষয়ে প্রশিক্ষণপ্রাপ্ত অভিজ্ঞ কর্মকর্তা নির্বাচন তথা নিয়োগের সুব্যবস্থা করা;

### ৩. বাস্তবায়নোত্তর পর্যায়ঃ

ক্র: নং-	সমস্যা	সুপারিশ
৩.১	প্রকল্প সমাপ্তির ৩ মাসের মধ্যে প্রকল্প 'সমাপ্তি প্রতিবেদন' (Project Completion Report-'PCR') প্রেরণের নির্দেশনা থাকলেও তা যথাযথভাবে প্রতিপালিত হয় না।	প্রকল্প সমাপ্তির ৩ মাসের মধ্যেই সমাপ্ত প্রকল্পের PCR আইএমইডি'তে প্রেরণের বিষয়টি সংশ্লিষ্ট মন্ত্রণালয়/বিভাগ কর্তৃক নিশ্চিত করা।
৩.২	কোন কোন ক্ষেত্রে সমাপ্ত প্রকল্পের আওতায় সৃষ্ট অবকাঠামো এবং সংগৃহীত যন্ত্রপাতি যথাযথভাবে সংরক্ষণ ও রক্ষণাবেক্ষণ করা হয় না।	সমাপ্ত প্রকল্পের আওতায় সৃষ্ট অবকাঠামো এবং সংগৃহীত যন্ত্রপাতি রক্ষণাবেক্ষণের জন্য রাজস্ব বাজেটে যথেষ্ট পরিমাণ অর্থের সংস্থান রাখা।
৩.৩	অনেক ক্ষেত্রে প্রকল্প বাস্তবায়নোত্তর প্রয়োজনীয় জনবলের সংস্থান না থাকা অথবা নিয়োগ বিলম্বিত হওয়ায় প্রকল্প হতে সুফল প্রাপ্তি বিলম্বিত/বিলম্বিত হয়।	প্রকল্প বাস্তবায়নোত্তর প্রয়োজনীয় জনবলের সংস্থান রাখা এবং যথাসময়ে নিয়োগ সম্পন্ন করা।

**১৫। উপসংহারঃ**

বার্ষিক উন্নয়ন কর্মসূচির আওতায় গৃহীত উন্নয়ন প্রকল্পসমূহের সফল বাস্তবায়ন অনেকাংশেই নির্ভর করে বাস্তবায়নকারী সংস্থা ও উদ্যোগী মন্ত্রণালয়/বিভাগের নিবিড় পরিবীক্ষণের ওপর। নিবিড় পরিবীক্ষণ নিশ্চিত করা গেলে অনুমোদিত ব্যয় ও নির্ধারিত সময়ে প্রকল্পের আওতাভুক্ত অংগসমূহের মানসম্মত ও সুষ্ঠু বাস্তবায়ন অনেকাংশে সহজ হয়ে যায়। প্রকল্পের উদ্যোগী মন্ত্রণালয়/বিভাগের পাশাপাশি বাস্তবায়ন পরিবীক্ষণ ও মূল্যায়ন বিভাগ (আইএমইডি) প্রকল্প গ্রহণ হতে শুরু করে বাস্তবায়নোত্তর পর্যায় পর্যন্ত প্রতিটি উন্নয়ন প্রকল্পের পরিবীক্ষণ ও মূল্যায়ন করে থাকে। এ প্রক্রিয়ায় ‘আইএমইডি’ মাঠ পর্যায়ের পরিদর্শন প্রতিবেদনসহ বিভিন্ন বিশ্লেষণধর্মী প্রতিবেদন প্রণয়নের মাধ্যমে প্রকল্প বাস্তবায়নকারী সংস্থা ও উদ্যোগী মন্ত্রণালয়/বিভাগসহ সরকারের সংশ্লিষ্ট সকল দপ্তরকে প্রকল্প বাস্তবায়ন অগ্রগতি, বাস্তবায়ন সম্পর্কিত সমস্যা ও সমস্যা উত্তরণে সুপারিশ প্রভৃতি বিষয় অবহিত করে থাকে। আইএমইডি কর্তৃক প্রণীত এসব প্রতিবেদন প্রকল্পের সুষ্ঠু বাস্তবায়নে সহায়ক ভূমিকা পালন করে। দেশের সম্পদের সর্বোচ্চ ও সর্বভোম ব্যবহার নিশ্চিত করে দেশের সার্বিক উন্নয়নকল্পে বার্ষিক উন্নয়ন কর্মসূচির আওতায় গৃহীত উন্নয়ন প্রকল্পসমূহের যথাযথ বাস্তবায়ন এবং এ ক্ষেত্রে সংশ্লিষ্ট সকলের আন্তরিক ও সমন্বিত প্রচেষ্টা গ্রহণ একান্ত আবশ্যিক।

তারিখ : ৩০ মাঘ ১৪২৩ বঙ্গাব্দ  
১২ ফেব্রুয়ারি ২০১৭ খ্রিস্টাব্দ

ফরিদ উদ্দিন আহম্মদ চৌধুরী  
সচিব  
বাস্তবায়ন পরিবীক্ষণ ও মূল্যায়ন বিভাগ

সংযোজনী-ক

বার্ষিক উন্নয়ন কর্মসূচি বাস্তবায়ন অগ্রগতি পর্যালোচনা  
(২০১৫-২০১৬)

এডিপি'র খাত ভিত্তিক বিনিয়োগ অগ্রগতি

## RADP Sector-wise Progress

Reporting Period: July 2015 To June 2016 RADP:2015-16

(Taka In Lakh)

Sl. No	Sector Name	ADP Program	Total No. of Projects	Allocation Total Taka PA RPA	Taka Released (% of Allocation)	Expenditure			
						Total Taka PA RPA	% of Allocation		
1	2	3	4	5	6	7	8		
1	Agriculture	Main	185	465,010.58	376,971.14	452,416.12	97.29%		
				378,371.58	99.63%	372,293.10	98.39%		
				86,639.00		80,123.02	92.48%		
				64,624.00		55,499.59	85.88%		
		TA	42	35,840.17	9,720.17	33,842.98	94.43%		
				9,377.17	103.66%	8,818.52	94.04%		
				26,463.00		25,024.46	94.56%		
				4,917.00		2,724.67	55.41%		
		Self Finance	2	1,252.12	258.66	257.34	20.55%		
				1,252.12	20.66%	257.34	20.55%		
				0.00		0.00	0.00%		
				0.00		0.00	0.00%		
		Japan Debt Cancellation Assistance	2	235.00	234.34	234.34	99.72%		
				235.00	99.72%	234.34	99.72%		
0.00				0.00	0.00%				
0.00				0.00	0.00%				
<b>Sectoral Total:</b>			<b>231</b>	<b>502,337.87</b>	<b>387,184.31</b>	<b>486,750.78</b>	<b>96.90%</b>		
				<b>389,235.87</b>	<b>99.47%</b>	<b>381,603.30</b>	<b>98.04%</b>		
				<b>113,102.00</b>		<b>105,147.48</b>	<b>92.97%</b>		
				<b>69,541.00</b>		<b>58,224.26</b>	<b>83.73%</b>		
2	Rural Development & Institutions	Main	121	897,722.00	630,707.98	883,444.71	98.41%		
				635,739.00	99.21%	633,362.69	99.63%		
				261,983.00		250,082.02	95.46%		
				234,962.00		223,008.53	94.91%		
		TA	6	8,736.00	600.00	8,860.22	101.42%		
				627.00	95.69%	589.62	94.04%		
				8,109.00		8,270.60	101.99%		
				150.00		150.00	100.00%		
		Japan Debt Cancellation Assistance	1	205.00	205.00	155.54	75.87%		
				205.00	100.00%	155.54	75.87%		
				0.00		0.00	0.00%		
				0.00		0.00	0.00%		
		<b>Sectoral Total:</b>			<b>128</b>	<b>906,663.00</b>	<b>631,512.98</b>	<b>892,460.47</b>	<b>98.43%</b>
						<b>636,571.00</b>	<b>99.21%</b>	<b>634,107.85</b>	<b>99.61%</b>
				<b>270,092.00</b>		<b>258,352.62</b>	<b>95.65%</b>		
				<b>235,112.00</b>		<b>223,158.53</b>	<b>94.92%</b>		
3	Water Resources	Main	63	256,896.00	181,794.03	244,860.33	95.31%		
				182,764.00	99.47%	178,226.11	97.52%		
				74,132.00		66,634.21	89.89%		
				64,103.00		58,504.56	91.27%		
		TA	2	3,780.00	28.00	3,384.25	89.53%		
				35.00	80.00%	26.09	74.54%		
				3,745.00		3,358.16	89.67%		
				459.00		150.28	32.74%		
		<b>Sectoral Total:</b>			<b>65</b>	<b>260,676.00</b>	<b>181,822.03</b>	<b>248,244.58</b>	<b>95.23%</b>
						<b>182,799.00</b>	<b>99.47%</b>	<b>178,252.20</b>	<b>97.51%</b>
				<b>77,877.00</b>		<b>69,992.37</b>	<b>89.88%</b>		
				<b>64,562.00</b>		<b>58,654.84</b>	<b>90.85%</b>		
4	Industries								

## RADP Sector-wise Progress

Reporting Period: July 2015 To June 2016 RADP:2015-16

(Taka In Lakh)

Sl. No	Sector Name	ADP Program	Total No. of Projects	Allocation Total Taka PA RPA	Taka Released (% of Allocation)	Expenditure	
						Total Taka PA RPA	% of Allocation
1	2	3	4	5	6	7	8
		Main	39	148,151.00	100,954.81	102,623.19	69.27 %
				136,285.00	74.08%	94,323.11	69.21 %
				11,866.00		8,300.08	69.95 %
				0.00		0.00	0.00 %
		TA	12	22,370.00	1,683.08	16,168.61	72.28 %
				2,561.00	65.72%	1,619.61	63.24 %
				19,809.00		14,549.00	73.45 %
				3,720.00		1,697.69	45.64 %
		Self Finance	6	22,130.00	1,503.87	15,626.55	70.61 %
				22,130.00	6.80%	15,626.55	70.61 %
				0.00		0.00	0.00 %
				0.00		0.00	0.00 %
		Japan Debt Cancellation Assistance	1	1,240.00	1,240.00	1,239.90	99.99 %
				1,240.00	100.00%	1,239.90	99.99 %
				0.00		0.00	0.00 %
				0.00		0.00	0.00 %
		<b>Sectoral Total:</b>	<b>58</b>	<b>193,891.00</b>	<b>105,381.76</b>	<b>135,658.25</b>	<b>69.97 %</b>
				<b>162,216.00</b>	<b>64.96%</b>	<b>112,809.17</b>	<b>69.54 %</b>
				<b>31,675.00</b>		<b>22,849.08</b>	<b>72.14 %</b>
				<b>3,720.00</b>		<b>1,697.69</b>	<b>45.64 %</b>
5	Power	Main	70	1,543,761.00	715,643.50	1,547,711.76	100.26 %
				716,911.00	99.82%	707,788.00	98.73 %
				826,850.00		839,923.76	101.58 %
				0.00		0.00	0.00 %
		TA	8	4,060.00	911.00	3,960.76	97.56 %
				1,039.00	87.68%	775.64	74.65 %
				3,021.00		3,185.12	105.43 %
				1,200.00		1,444.05	120.34 %
		Self Finance	1	7,500.00	0.00	4,173.32	55.64 %
				7,500.00	0.00%	4,173.32	55.64 %
				0.00		0.00	0.00 %
				0.00		0.00	0.00 %
		<b>Sectoral Total:</b>	<b>79</b>	<b>1,555,321.00</b>	<b>716,554.50</b>	<b>1,555,845.84</b>	<b>100.03 %</b>
				<b>725,450.00</b>	<b>98.77%</b>	<b>712,736.96</b>	<b>98.25 %</b>
				<b>829,871.00</b>		<b>843,108.88</b>	<b>101.60 %</b>
				<b>1,200.00</b>		<b>1,444.05</b>	<b>120.34 %</b>
6	Oil, Gas and Natural Resources	Main	24	106,142.00	74,931.25	105,459.78	99.36 %
				76,252.00	98.27%	71,984.76	94.40 %
				29,890.00		33,475.02	111.99 %
				0.00		0.00	0.00 %
		TA	2	675.00	114.70	538.01	79.71 %
				125.00	91.76%	95.85	76.68 %
				550.00		442.16	80.39 %
				0.00		0.00	0.00 %
		Self Finance	34	100,353.00	97,868.84	94,836.31	94.50 %
				100,353.00	97.52%	94,836.31	94.50 %
				0.00		0.00	0.00 %
				0.00		0.00	0.00 %

## RADP Sector-wise Progress

Reporting Period: July 2015 To June 2016 RADP:2015-16

(Taka In Lakh)

Sl. No	Sector Name	ADP Program	Total No. of Projects	Allocation Total Taka PA RPA	Taka Released (% of Allocation)	Expenditure		
						Total Taka PA RPA	% of Allocation	
1	2	3	4	5	6	7	8	
<b>Sectoral Total:</b>			<b>60</b>	<b>207,170.00</b>	<b>172,914.79</b>	<b>200,834.10</b>	<b>96.94 %</b>	
				<b>176,730.00</b>	<b>97.84%</b>	<b>166,916.92</b>	<b>94.45 %</b>	
				<b>30,440.00</b>		<b>33,917.18</b>	<b>111.42 %</b>	
				<b>0.00</b>		<b>0.00</b>	<b>0.00 %</b>	
7	Transport	Main	205	1,894,475.00	1,454,400.36	1,614,712.74	85.23 %	
				1,448,750.00	100.39%	1,348,268.20	93.06 %	
				445,725.00		266,444.54	59.78 %	
				13,270.00		4,149.34	31.27 %	
			TA	18	18,958.00	4,716.61	16,763.31	88.42 %
				4,966.00	94.98%	4,612.01	92.87 %	
				13,992.00		12,151.30	86.84 %	
				3,044.00		0.00	0.00 %	
			Self Finance	28	27,986.00	10,979.47	21,113.77	75.44 %
				27,986.00	39.23%	21,113.77	75.44 %	
				0.00		0.00	0.00 %	
				0.00		0.00	0.00 %	
			Japan Debt Cancellation Assistance	4	13,468.00	13,465.50	13,433.49	99.74 %
				13,468.00	99.98%	13,433.49	99.74 %	
				0.00		0.00	0.00 %	
				0.00		0.00	0.00 %	
<b>Sectoral Total:</b>			<b>255</b>	<b>1,954,887.00</b>	<b>1,483,561.94</b>	<b>1,666,023.31</b>	<b>85.22 %</b>	
				<b>1,495,170.00</b>	<b>99.22%</b>	<b>1,387,427.47</b>	<b>92.79 %</b>	
				<b>459,717.00</b>		<b>278,595.84</b>	<b>60.60 %</b>	
				<b>16,314.00</b>		<b>4,149.34</b>	<b>25.43 %</b>	
8	Communication	Main	17	141,900.00	114,394.69	172,929.41	121.87 %	
				114,964.00	99.50%	112,849.16	98.16 %	
				26,936.00		60,080.25	223.05 %	
				25,265.00		26,951.25	106.67 %	
			TA	3	931.00	48.00	227.78	24.47 %
				49.00	97.96%	45.78	93.43 %	
				882.00		182.00	20.63 %	
				0.00		0.00	0.00 %	
			Self Finance	1	3,458.45	3,458.45	3,256.32	94.16 %
				3,458.45	100.00%	3,256.32	94.16 %	
				0.00		0.00	0.00 %	
				0.00		0.00	0.00 %	
<b>Sectoral Total:</b>			<b>21</b>	<b>146,289.45</b>	<b>117,901.14</b>	<b>176,413.51</b>	<b>120.59 %</b>	
				<b>118,471.45</b>	<b>99.52%</b>	<b>116,151.26</b>	<b>98.04 %</b>	
				<b>27,818.00</b>		<b>60,262.25</b>	<b>216.63 %</b>	
				<b>25,265.00</b>		<b>26,951.25</b>	<b>106.67 %</b>	
9	Physical Planning, Water Supply & Housing	Main	191	1,104,183.53	766,146.22	1,043,285.51	94.48 %	
				782,851.53	97.87%	735,009.14	93.89 %	
				321,332.00		308,276.37	95.94 %	
				184,510.00		173,451.21	94.01 %	
			TA	11	8,743.00	539.00	8,055.86	92.14 %
				575.00	93.74%	512.89	89.20 %	
				8,168.00		7,542.97	92.35 %	
				0.00		0.00	0.00 %	



## RADP Sector-wise Progress

Reporting Period: July 2015 To June 2016 RADP:2015-16

(Taka In Lakh)

Sl. No	Sector Name	ADP Program	Total No. of Projects	Allocation Total Taka PA RPA	Taka Released (% of Allocation)	Expenditure	
						Total Taka PA RPA	% of Allocation
1	2	3	4	5	6	7	8
		Self Finance	64	122,789.00	205,030.65	205,102.75	167.04 %
				122,789.00	166.98%	205,102.75	167.04 %
				0.00		0.00	0.00 %
				0.00		0.00	0.00 %
		<b>Sectoral Total:</b>	<b>266</b>	<b>1,235,715.53</b>	<b>971,715.87</b>	<b>1,256,444.12</b>	<b>101.68 %</b>
				<b>906,215.53</b>	<b>107.23%</b>	<b>940,624.78</b>	<b>103.80 %</b>
				<b>329,500.00</b>		<b>315,819.34</b>	<b>95.85 %</b>
				<b>184,510.00</b>		<b>173,451.21</b>	<b>94.01 %</b>
10	Education & Religious Affairs	Main	106	1,003,586.25	858,267.25	988,384.13	98.49 %
				859,818.25	99.82%	848,465.14	98.68 %
				143,768.00		139,918.99	97.32 %
				102,342.00		99,589.43	97.31 %
		TA	12	6,689.00	0.00	5,928.23	88.63 %
				0.00	0.00	0.00	0.00 %
				6,689.00		5,928.23	88.63 %
				0.00		0.00	0.00 %
		Self Finance	6	2,277.00	1,475.86	1,475.86	64.82 %
				2,277.00	64.82%	1,475.86	64.82 %
				0.00		0.00	0.00 %
				0.00		0.00	0.00 %
		<b>Sectoral Total:</b>	<b>124</b>	<b>1,012,552.25</b>	<b>859,743.11</b>	<b>995,788.22</b>	<b>98.34 %</b>
				<b>862,095.25</b>	<b>99.73%</b>	<b>849,941.00</b>	<b>98.59 %</b>
				<b>150,457.00</b>		<b>145,847.22</b>	<b>96.94 %</b>
				<b>102,342.00</b>		<b>99,589.43</b>	<b>97.31 %</b>
11	Sports and Culture	Main	19	26,171.30	23,201.13	25,286.65	96.62 %
				23,271.30	99.70%	22,494.62	96.66 %
				2,900.00		2,792.03	96.28 %
				2,750.00		2,750.00	100.00 %
		<b>Sectoral Total:</b>	<b>19</b>	<b>26,171.30</b>	<b>23,201.13</b>	<b>25,286.65</b>	<b>96.62 %</b>
				<b>23,271.30</b>	<b>99.70%</b>	<b>22,494.62</b>	<b>96.66 %</b>
				<b>2,900.00</b>		<b>2,792.03</b>	<b>96.28 %</b>
				<b>2,750.00</b>		<b>2,750.00</b>	<b>100.00 %</b>
12	Health, Population & Family Welfare	Main	74	544,409.00	277,893.52	436,876.62	80.25 %
				290,406.00	95.69%	255,136.02	87.85 %
				254,003.00		181,740.60	71.55 %
				201,490.00		135,072.37	67.04 %
		TA	15	6,357.00	1,968.25	3,545.38	55.77 %
				2,681.00	73.41%	1,142.51	42.62 %
				3,676.00		2,402.87	65.37 %
				1,459.63		621.26	42.56 %
		Japan Debt Cancellation Assistance	2	4,405.00	4,405.00	3,406.63	77.34 %
				4,405.00	100.00%	3,406.63	77.34 %
				0.00		0.00	0.00 %
				0.00		0.00	0.00 %
		<b>Sectoral Total:</b>	<b>91</b>	<b>555,171.00</b>	<b>284,266.77</b>	<b>443,828.63</b>	<b>79.94 %</b>
				<b>297,492.00</b>	<b>95.55%</b>	<b>259,685.16</b>	<b>87.29 %</b>
				<b>257,679.00</b>		<b>184,143.47</b>	<b>71.46 %</b>
				<b>202,949.63</b>		<b>135,693.63</b>	<b>66.86 %</b>

## RADP Sector-wise Progress

Reporting Period: July 2015 To June 2016 RADP:2015-16

(Taka In Lakh)

Sl. No	Sector Name	ADP Program	Total No. of Projects	Allocation Total Taka PA RPA	Taka Released (% of Allocation)	Expenditure	
						Total Taka PA RPA	% of Allocation
1	2	3	4	5	6	7	8
13	Mass Media	Main	6	9,813.00	8,649.00	9,895.23	100.84 %
				8,813.00	98.14%	8,592.66	97.50 %
				1,000.00		1,302.57	130.26 %
				0.00		0.00	0.00 %
		TA	1	98.00	0.00	98.00	100.00 %
				0.00	0.00	0.00	0.00 %
				98.00		98.00	100.00 %
				0.00		0.00	0.00 %
		Japan Debt Cancellation Assistance	1	2,000.00	2,000.00	1,984.92	99.25 %
				2,000.00	100.00%	1,984.92	99.25 %
				0.00		0.00	0.00 %
				0.00		0.00	0.00 %
		<b>Sectoral Total:</b>	<b>8</b>	<b>11,911.00</b>	<b>10,649.00</b>	<b>11,978.15</b>	<b>100.56 %</b>
				<b>10,813.00</b>	<b>98.48%</b>	<b>10,577.58</b>	<b>97.82 %</b>
				<b>1,098.00</b>		<b>1,400.57</b>	<b>127.56 %</b>
				<b>0.00</b>		<b>0.00</b>	<b>0.00 %</b>
14	Social Welfare, Women's Affairs & Youth Development	Main	24	36,423.04	22,038.82	32,042.62	87.97 %
				22,961.00	95.98%	21,262.11	92.60 %
				13,462.04		10,780.51	80.08 %
				11,208.00		9,545.57	85.17 %
		TA	7	6,741.04	1,027.79	6,168.92	91.51 %
				1,045.50	98.31%	950.35	90.90 %
				5,695.54		5,218.57	91.63 %
				0.00		0.00	0.00 %
		<b>Sectoral Total:</b>	<b>31</b>	<b>43,164.08</b>	<b>23,066.61</b>	<b>38,211.54</b>	<b>88.53 %</b>
				<b>24,006.50</b>	<b>96.08%</b>	<b>22,212.46</b>	<b>92.53 %</b>
				<b>19,157.58</b>		<b>15,999.08</b>	<b>83.51 %</b>
				<b>11,208.00</b>		<b>9,545.57</b>	<b>85.17 %</b>
15	Public Administration	Main	30	168,311.17	42,855.36	72,775.79	43.24 %
				51,480.17	83.25%	38,620.61	75.02 %
				116,831.00		34,155.18	29.23 %
				116,441.00		34,001.82	29.20 %
		TA	35	56,870.76	2,355.71	40,109.25	70.53 %
				2,394.00	98.40%	1,954.28	81.63 %
				54,476.76		38,154.97	70.04 %
				18,017.76		12,643.07	70.17 %
		Self Finance	1	2,771.00	2,771.00	2,771.00	100.00 %
				2,771.00	100.00%	2,771.00	100.00 %
				0.00		0.00	0.00 %
				0.00		0.00	0.00 %
		Japan Debt Cancellation Assistance	2	4,170.00	4,170.00	3,850.55	92.34 %
				4,170.00	100.00%	3,850.55	92.34 %
				0.00		0.00	0.00 %
				0.00		0.00	0.00 %
		<b>Sectoral Total:</b>	<b>68</b>	<b>232,122.93</b>	<b>52,152.07</b>	<b>119,506.59</b>	<b>51.48 %</b>
				<b>60,815.17</b>	<b>85.76%</b>	<b>47,196.44</b>	<b>77.61 %</b>
				<b>171,307.76</b>		<b>72,310.15</b>	<b>42.21 %</b>
				<b>134,458.76</b>		<b>46,644.89</b>	<b>34.69 %</b>

## RADP Sector-wise Progress

Reporting Period: July 2015 To June 2016 RADP:2015-16

(Taka In Lakh)

Sl. No	Sector Name	ADP Program	Total No. of Projects	Allocation Total Taka PA RPA	Taka Released (% of Allocation)	Expenditure	
						Total Taka PA RPA	% of Allocation
1	2	3	4	5	6	7	8
		Main	24	174,699.00	95,308.96	190,727.51	109.17 %
				95,625.00	99.67%	93,741.03	98.03 %
				79,074.00		96,986.48	122.65 %
				25,244.00		19,698.49	78.03 %
		TA	4	6,149.00	3,450.00	5,254.18	85.45 %
				3,450.00	100.00%	3,204.94	92.90 %
				2,699.00		2,049.24	75.93 %
				0.00		0.00	0.00 %
		<b>Sectoral Total:</b>	<b>28</b>	<b>180,848.00</b>	<b>98,758.96</b>	<b>195,981.69</b>	<b>108.37 %</b>
				<b>99,075.00</b>	<b>99.68%</b>	<b>96,945.97</b>	<b>97.85 %</b>
				<b>81,773.00</b>		<b>99,035.72</b>	<b>121.11 %</b>
				<b>25,244.00</b>		<b>19,698.49</b>	<b>78.03 %</b>
17	Labour & Employment	Main	9	30,873.00	25,871.63	23,723.82	76.84 %
				26,362.00	98.14%	22,663.82	85.97 %
				4,511.00		1,060.00	23.50 %
				4,511.00		1,060.00	23.50 %
		TA	7	11,706.00	15.00	11,779.16	100.62 %
				15.00	100.00%	6.99	46.60 %
				11,691.00		11,772.17	100.69 %
				0.00		0.00	0.00 %
		<b>Sectoral Total:</b>	<b>16</b>	<b>42,579.00</b>	<b>25,886.63</b>	<b>35,502.98</b>	<b>83.38 %</b>
				<b>26,377.00</b>	<b>98.14%</b>	<b>22,670.81</b>	<b>85.95 %</b>
				<b>16,202.00</b>		<b>12,832.17</b>	<b>79.20 %</b>
				<b>4,511.00</b>		<b>1,060.00</b>	<b>23.50 %</b>
18	Block Allocation	Block	10	323,046.16	221,976.41	221,974.78	68.71 %
				277,712.50	79.93%	221,974.78	79.93 %
				45,333.66		0.00	0.00 %
				0.00		0.00	0.00 %
		<b>Sectoral Total:</b>	<b>10</b>	<b>323,046.16</b>	<b>221,976.41</b>	<b>221,974.78</b>	<b>68.71 %</b>
				<b>277,712.50</b>	<b>79.93%</b>	<b>221,974.78</b>	<b>79.93 %</b>
				<b>45,333.66</b>		<b>0.00</b>	<b>0.00 %</b>
				<b>0.00</b>		<b>0.00</b>	<b>0.00 %</b>
		<b>Sub Total:</b>	<b>1,558</b>	<b>9,390,516.57</b>	<b>6,368,250.01</b>	<b>8,706,734.18</b>	<b>92.72 %</b>
				<b>6,474,516.57</b>	<b>98.36%</b>	<b>6,184,328.72</b>	<b>95.52 %</b>
				<b>2,916,000.00</b>		<b>2,522,405.46</b>	<b>86.50 %</b>
				<b>1,083,687.39</b>		<b>862,713.18</b>	<b>79.61 %</b>
19			0	0.00	0.00	0.00	0.00 %
				0.00	0.00	0.00	0.00 %
				0.00		0.00	0.00 %
				0.00		0.00	0.00 %

## RADP Sector-wise Progress

Reporting Period: July 2015 To June 2016 RADP:2015-16

(Taka In Lakh)

Sl. No	Sector Name	ADP Program	Total No. of Projects	Allocation Total Taka PA RPA	Taka Released (% of Allocation)	Expenditure	
						Total Taka PA RPA	% of Allocation
1	2	3	4	5	6	7	8

<b>Grand Total:</b>	1,558	9,390,516.57	6,368,250.01	8,706,734.18	92.72%
		6,474,516.57	98.36%	6,184,328.72	95.52%
		2,916,000.00		2,522,405.46	86.50%
		1,083,687.39		862,713.18	79.61%

Main	1,207	8,552,526.87	5,770,029.65	7,947,155.90	92.92%
		5,851,624.83	98.61%	5,565,080.27	95.10%
		2,700,902.04		2,382,075.64	88.20%
		1,050,720.00		843,282.16	80.26%
TA	185	198,703.97	27,177.31	164,684.90	82.88%
		28,939.67	93.91%	24,355.08	84.16%
		169,764.30		140,329.82	82.66%
		32,967.39		19,431.02	58.94%
Self Finance	143	290,516.57	323,346.80	348,613.22	120.00%
		290,516.57	111.30%	348,613.22	120.00%
		0.00		0.00	0.00%
		0.00		0.00	0.00%
Block	10	323,046.16	221,976.41	221,974.78	68.71%
		277,712.50	79.93%	221,974.78	79.93%
		45,333.66		0.00	0.00%
		0.00		0.00	0.00%
Japan Debt Cancellation Assistance	13	25,723.00	25,719.84	24,305.37	94.49%
		25,723.00	99.99%	24,305.37	94.49%
		0.00		0.00	0.00%
		0.00		0.00	0.00%

সংযোজনী-খ

বার্ষিক উন্নয়ন কর্মসূচি বাস্তবায়ন অগ্রগতি পর্যালোচনা  
(২০১৫-২০১৬)

মন্ত্রণালয়/বিভাগ ভিত্তিক এডিপি বরাদ্দ ও ব্যয়

## RADP Ministry-wise Summary Progress

Reporting Period: July 2015 To June 2016 RADP:2015-16

(Taka In Lach)

Name of the Ministry/Division with Code Number	Projects	Allocation	Release	Expenditure		Reimbursement	
	Total Aided HPP Tar. Comp Dec. Comp	-Total -Taka -PA -RPA -CD/VAT	Taka (% of Allocation)	-Total -Taka -PA -RPA -CD/VAT	% of Allocation	a) Spent (% of alloc.) b) Claim (% of spent) c) Reimb. (% of claim)	
1	2	3	4	5	6	7	
02 Parliament Affairs Secretariate	2	523.00	0.00	406.29	77.68 %	285.00	79.61 %
	2	0.00	0.00	0.00	0.00 %	0.00	0.00 %
	0	523.00		406.29	77.68 %	0.00	0.00 %
	1	358.00		285.00	79.61 %		
	1	0.00		0.00	0.00 %		
03 Prime Minister's Office	12	119,955.00	75,389.92	95,251.15	79.41 %	5,041.46	25.77 %
	4	98,422.00	76.60%	88,750.10	90.17 %	0.00	0.00 %
	0	21,533.00		6,501.05	30.19 %	0.00	0.00 %
	0	19,560.00		5,041.46	25.77 %		
	1	0.00		0.00	0.00 %		
04 Cabinet Division	4	2,461.00	108.20	2,355.73	95.72 %	0.00	0.00 %
	4	119.00	90.92%	84.59	71.08 %	0.00	0.00 %
	0	2,342.00		2,271.14	96.97 %	0.00	0.00 %
	1	0.00		0.00	0.00 %		
	1	0.00		0.00	0.00 %		
06 Bangladesh Election Commission Secretariate	4	64,958.00	7,059.00	21,667.18	33.36 %	15,136.89	29.98 %
	3	11,500.00	61.38%	6,530.29	56.79 %	0.00	0.00 %
	0	53,458.00		15,136.89	28.32 %	0.00	0.00 %
	1	50,488.00		15,136.89	29.98 %		
	0	4,319.00		1,598.50	37.01 %		
07 Ministry of Public Administration	3	7,443.00	5,032.00	6,814.95	91.56 %	0.00	0.00 %
	1	5,032.00	100.00%	4,403.95	87.52 %	0.00	0.00 %
	0	2,411.00		2,411.00	100.00 %	0.00	0.00 %
	0	0.00		0.00	0.00 %		
	0	0.00		0.00	0.00 %		
09 Finance Division	5	28,835.00	4,266.50	17,407.47	60.37 %	8,956.86	55.03 %
	5	5,069.00	84.17%	3,533.88	69.72 %	0.00	0.00 %
	0	23,766.00		13,873.59	58.38 %	0.00	0.00 %
	1	16,276.00		8,956.86	55.03 %		
	0	18.00		3.54	19.67 %		
11 Internal Resources Division (IRD)	6	47,533.00	6,221.00	13,111.00	27.58 %	7,803.00	20.85 %
	4	8,700.00	71.51%	4,273.00	49.11 %	0.00	0.00 %
	0	38,833.00		8,838.00	22.76 %	0.00	0.00 %
	1	37,426.00		7,803.00	20.85 %		
	1	560.00		0.00	0.00 %		
12 Bank and Financial Institution Division	5	12,149.00	3,299.60	5,059.73	41.65 %	1,087.57	26.49 %
	4	3,349.00	98.52%	3,200.41	95.56 %	0.00	0.00 %
	0	8,800.00		1,859.32	21.13 %	0.00	0.00 %
	2	4,106.00		1,087.57	26.49 %		
	2	159.00		0.00	0.00 %		

Name of the Ministry/Division with Code Number	Projects	Allocation	Release	Expenditure		Reimbursement	
	Total Aided HPP Tar. Comp Dec. Comp	-Total -Taka -PA -RPA -CD/VAT	Taka (% of Allocation)	-Total -Taka -PA -RPA -CD/VAT	% of Allocation	a) Spent (% of alloc.) b) Claim (% of spent) c) Reimb. (% of claim)	
1	2	3	4	5	6	7	
13 Economic Relations Division (ERD)	6	3,450.76	207.16	3,115.67	90.29 %	626.53	86.45 %
	5	211.00	98.18%	192.98	91.46 %	0.00	0.00 %
	0	3,239.76		2,922.69	90.21 %	0.00	0.00 %
	1	724.76		626.53	86.45 %		
	1	1.00		0.00	0.00 %		
14 Planning Division	18	110,968.16	3,809.34	8,666.63	7.81 %	595.26	66.96 %
	9	59,880.50	6.36%	3,431.94	5.73 %	0.00	0.00 %
	0	51,087.66		5,234.69	10.25 %	0.00	0.00 %
	3	889.00		595.26	66.96 %		
	4	0.00		0.00	0.00 %		
15 Implementation Monitoring and Evaluation Division (IMED)	4	10,190.00	1,751.75	9,928.18	97.43 %	8,145.50	99.94 %
	3	1,770.00	98.97%	1,542.35	87.14 %	0.00	0.00 %
	0	8,420.00		8,385.83	99.59 %	0.00	0.00 %
	0	8,150.00		8,145.50	99.94 %		
	0	0.00		0.00	0.00 %		
16 Statistics and Informatics Division	11	11,349.00	6,538.66	7,163.50	63.12 %	621.26	42.56 %
	6	7,239.00	90.33%	4,894.05	67.61 %	0.00	0.00 %
	0	4,110.00		2,269.45	55.22 %	0.00	0.00 %
	2	1,459.63		621.26	42.56 %		
	1	16.00		0.00	0.00 %		
17 Ministry of Commerce	10	26,063.00	14,889.20	25,088.81	96.26 %	0.00	0.00 %
	7	15,512.00	95.99%	14,608.20	94.17 %	0.00	0.00 %
	0	10,551.00		10,480.61	99.33 %	0.00	0.00 %
	3	0.00		0.00	0.00 %		
	3	333.00		0.00	0.00 %		
18 Ministry of Foreign Affairs	4	4,095.00	4,045.00	3,948.67	96.43 %	0.00	0.00 %
	0	4,095.00	98.78%	3,948.67	96.43 %	0.00	0.00 %
	0	0.00		0.00	0.00 %	0.00	0.00 %
	0	0.00		0.00	0.00 %		
	1	0.00		0.00	0.00 %		
19 Ministry of Defence	21	42,661.25	41,740.69	40,963.15	96.02 %	0.00	0.00 %
	2	41,779.25	99.91%	40,781.15	97.61 %	0.00	0.00 %
	0	882.00		182.00	20.63 %	0.00	0.00 %
	7	0.00		0.00	0.00 %		
	5	195.00		53.44	27.41 %		
21 Law and Justice Division	5	33,613.00	22,132.75	24,044.98	71.53 %	0.00	0.00 %
	2	31,459.00	70.35%	21,890.98	69.59 %	0.00	0.00 %
	0	2,154.00		2,154.00	100.00 %	0.00	0.00 %
	2	0.00		0.00	0.00 %		
	0	0.00		0.00	0.00 %		
22 Ministry of Home Affairs	46	111,254.00	104,584.00	111,022.17	99.79 %	0.00	0.00 %
	5	104,585.00	100.00%	104,353.17	99.78 %	0.00	0.00 %
	0	6,669.00		6,669.00	100.00 %	0.00	0.00 %
	6	0.00		0.00	0.00 %		
	5	0.00		0.00	0.00 %		

Name of the Ministry/Division with Code Number	Projects	Allocation	Release	Expenditure		Reimbursement	
	Total Aided HPP Tar. Comp Dec. Comp	-Total -Taka -PA -RPA -CD/VAT	Taka (% of Allocation)	-Total -Taka -PA -RPA -CD/VAT	% of Allocation	a) Spent (% of alloc.) b) Claim (% of spent) c) Reimb. (% of claim)	
1	2	3	4	5	6	7	
24 Ministry of Primary and Mass Education	12	524,736.00	490,000.00	514,318.51	98.01 %	15,407.47	91.11 %
	6	490,000.00	100.00%	481,651.94	98.30 %	0.00	0.00 %
	0	34,736.00		32,666.57	94.04 %	0.00	0.00 %
	3	16,910.00		15,407.47	91.11 %		
	3	3,000.00		0.00	0.00 %		
25 Ministry of Education	87	427,999.00	309,942.86	422,002.07	98.60 %	84,181.96	98.54 %
	19	312,278.00	99.25%	308,821.42	98.89 %	0.00	0.00 %
	2	115,721.00		113,180.65	97.80 %	0.00	0.00 %
	27	85,432.00		84,181.96	98.54 %		
	15	40.00		0.00	0.00 %		
26 Ministry of Science and Technology	17	79,964.00	47,204.36	78,656.90	98.37 %	0.00	0.00 %
	2	47,514.00	99.35%	46,206.90	97.25 %	0.00	0.00 %
	0	32,450.00		32,450.00	100.00 %	0.00	0.00 %
	4	0.00		0.00	0.00 %		
	5	5,160.00		0.00	0.00 %		
27 Ministry of Health and Family Welfare	61	512,115.00	265,396.31	417,380.64	81.50 %	123,449.41	65.96 %
	38	275,000.00	96.51%	247,732.64	90.08 %	0.00	0.00 %
	0	237,115.00		169,648.00	71.55 %	0.00	0.00 %
	3	187,167.00		123,449.41	65.96 %		
	1	10,700.00		0.00	0.00 %		
29 Ministry of Social Welfare	15	17,685.00	7,221.47	15,061.05	85.16 %	7,409.23	85.12 %
	3	7,781.00	92.81%	6,631.82	85.23 %	0.00	0.00 %
	0	9,904.00		8,429.23	85.11 %	0.00	0.00 %
	2	8,704.00		7,409.23	85.12 %		
	2	0.00		0.00	0.00 %		
30 Ministry of Women and Children Affairs	19	14,648.08	8,263.29	13,393.50	91.44 %	0.00	0.00 %
	8	8,916.50	92.67%	7,959.99	89.27 %	0.00	0.00 %
	0	5,731.58		5,433.51	94.80 %	0.00	0.00 %
	3	0.00		0.00	0.00 %		
	0	20.00		0.00	0.00 %		
31 Ministry of Labour and Employment	9	18,594.00	2,886.63	14,250.10	76.64 %	1,060.00	23.50 %
	6	2,927.00	98.62%	1,870.10	63.89 %	0.00	0.00 %
	0	15,667.00		12,380.00	79.02 %	0.00	0.00 %
	3	4,511.00		1,060.00	23.50 %		
	3	0.00		0.00	0.00 %		
32 Ministry of Housing and Public Works	98	389,221.53	459,760.42	470,492.18	120.88 %	1,200.00	100.00 %
	3	377,706.53	121.72%	459,181.92	121.57 %	0.00	0.00 %
	0	11,515.00		11,310.26	98.22 %	0.00	0.00 %
	6	1,200.00		1,200.00	100.00 %		
	2	0.00		0.00	0.00 %		
33 Ministry of Information	8	11,911.00	10,649.00	11,978.15	100.56 %	0.00	0.00 %
	2	10,813.00	98.48%	10,577.58	97.82 %	0.00	0.00 %
	0	1,098.00		1,400.57	127.56 %	0.00	0.00 %
	1	0.00		0.00	0.00 %		
	1	171.00		0.00	0.00 %		



Name of the Ministry/Division with Code Number	Projects	Allocation	Release	Expenditure		Reimbursement		
	Total Aided HPP Tar. Comp Dec. Comp	-Total -Taka -PA -RPA -CD/VAT	Taka (% of Allocation)	-Total -Taka -PA -RPA -CD/VAT	% of Allocation	a) Spent (% of alloc.) b) Claim (% of spent) c) Reimb. (% of claim)		
1	2	3	4	5	6	7		
34 Ministry of Cultural Affairs	10	10,148.30	7,199.17	9,315.70	91.80 %	2,750.00	100.00 %	
	2	7,248.30	99.32%	6,523.67	90.00 %	0.00	0.00 %	
	2	2,900.00		2,792.03	96.28 %	0.00	0.00 %	
	3	2,750.00		2,750.00	100.00 %			
	3	0.00		0.00	0.00 %			
35 Ministry of Religious Affairs	5	29,883.00	29,866.00	29,680.61	99.32 %	0.00	0.00 %	
	0	29,883.00	99.94%	29,680.61	99.32 %	0.00	0.00 %	
	0	0.00		0.00	0.00 %	0.00	0.00 %	
	0	0.00		0.00	0.00 %			
	0	0.00		0.00	0.00 %			
36 Ministry of Youth and Sports	15	24,946.00	24,860.26	24,666.12	98.88 %	0.00	0.00 %	
	1	24,946.00	99.66%	24,666.12	98.88 %	0.00	0.00 %	
	0	0.00		0.00	0.00 %	0.00	0.00 %	
	3	0.00		0.00	0.00 %			
	2	0.00		0.00	0.00 %			
37 Local Government Division	223	1,675,498.00	1,075,871.27	1,613,824.00	96.32 %	425,097.93	95.18 %	
	68	1,083,338.00	99.31%	1,048,163.28	96.75 %	0.00	0.00 %	
	0	592,160.00		565,660.72	95.52 %	0.00	0.00 %	
	49	446,632.00		425,097.93	95.18 %			
	49	34,376.00		29,426.18	85.60 %			
38 Rural Development and Co-operatives Division	26	104,240.00	81,040.00	103,381.33	99.18 %	0.00	0.00 %	
	3	85,516.00	94.77%	84,513.33	98.83 %	0.00	0.00 %	
	0	18,724.00		18,868.00	100.77 %	0.00	0.00 %	
	4	0.00		0.00	0.00 %			
	3	118.00		18.00	15.25 %			
39 Ministry of Industry	38	105,964.00	50,658.25	57,136.94	53.92 %	0.00	0.00 %	
	10	86,756.00	58.39%	44,690.63	51.51 %	0.00	0.00 %	
	2	19,208.00		12,446.31	64.80 %	0.00	0.00 %	
	14	0.00		0.00	0.00 %			
	1	940.00		0.00	0.00 %			
41 Ministry of Textiles & Jute	16	16,673.00	16,637.31	16,315.81	97.86 %	0.00	0.00 %	
	0	16,673.00	99.79%	16,315.81	97.86 %	0.00	0.00 %	
	0	0.00		0.00	0.00 %	0.00	0.00 %	
	1	0.00		0.00	0.00 %			
	0	0.00		0.00	0.00 %			
42 Energy and Mineral Resources Division	60	207,170.00	172,914.79	200,834.10	96.94 %	0.00	0.00 %	
	18	176,730.00	97.84%	166,916.92	94.45 %	0.00	0.00 %	
	2	30,440.00		33,917.18	111.42 %	0.00	0.00 %	
	8	0.00		0.00	0.00 %			
	19	12,590.00		10,172.00	80.79 %			
43 Ministry of Agriculture	100	181,367.00	153,538.12	180,005.50	99.25 %	8,287.13	85.98 %	
	22	153,827.00	99.81%	152,465.22	99.11 %	0.00	0.00 %	
	0	27,540.00		27,540.28	100.00 %	0.00	0.00 %	
	15	9,638.00		8,287.13	85.98 %			
	23	550.00		548.51	99.73 %			

Name of the Ministry/Division with Code Number	Projects	Allocation	Release	Expenditure		Reimbursement	
	Total Aided HPP Tar. Comp Dec. Comp	-Total -Taka -PA -RPA -CD/VAT	Taka (% of Allocation)	-Total -Taka -PA -RPA -CD/VAT	% of Allocation	a) Spent (% of alloc.) b) Claim (% of spent) c) Reimb. (% of claim)	
1	2	3	4	5	6	7	
44 Ministry of Fisheries and Livestock	63	70,109.00	59,716.14	69,476.56	99.10 %	390.03	17.79 %
	13	60,000.00	99.53%	58,764.07	97.94 %	0.00	0.00 %
	0	10,109.00		10,712.49	105.97 %	0.00	0.00 %
	14	2,192.00		390.03	17.79 %		
	14	140.00		78.98	56.41 %		
45 Ministry of Environment and Forest	35	43,398.12	7,461.88	39,695.36	91.47 %	22,628.09	91.67 %
	24	8,465.12	88.15%	7,274.77	85.94 %	1,364.70	6.03 %
	0	34,933.00		32,420.59	92.81 %	1,412.15	103.48 %
	5	24,684.00		22,628.09	91.67 %		
	4	346.00		58.29	16.85 %		
46 Ministry of Land	11	14,162.00	9,026.00	10,380.77	73.30 %	780.73	18.61 %
	4	9,292.00	97.14%	8,610.10	92.66 %	0.00	0.00 %
	0	4,870.00		1,770.67	36.36 %	0.00	0.00 %
	1	4,196.00		780.73	18.61 %		
	1	954.00		930.00	97.48 %		
47 Ministry of Water Resources	70	286,133.00	213,978.39	272,704.77	95.31 %	54,549.25	88.87 %
	11	214,734.00	99.65%	210,291.10	97.93 %	0.00	0.00 %
	0	71,399.00		62,413.67	87.42 %	0.00	0.00 %
	13	61,378.00		54,549.25	88.87 %		
	11	300.00		0.00	0.00 %		
48 Ministry of Food	5	31,197.00	19,597.00	26,995.48	86.53 %	6,588.93	74.87 %
	3	19,597.00	100.00%	17,860.80	91.14 %	0.00	0.00 %
	0	11,600.00		9,134.68	78.75 %	0.00	0.00 %
	0	8,800.00		6,588.93	74.87 %		
	1	142.00		129.31	91.06 %		
49 Ministry of Disaster Management and Relief	13	119,428.92	108,068.42	115,135.92	96.41 %	3,562.41	57.46 %
	6	108,238.92	99.84%	106,815.94	98.69 %	0.00	0.00 %
	0	11,190.00		8,319.98	74.35 %	0.00	0.00 %
	1	6,200.00		3,562.41	57.46 %		
	3	777.00		830.00	106.82 %		
50 Road Transport and Highways Division	138	639,916.00	519,770.51	637,379.03	99.60 %	3,776.00	89.69 %
	21	520,170.00	99.92%	519,124.03	99.80 %	0.00	0.00 %
	0	119,746.00		118,255.00	98.75 %	0.00	0.00 %
	34	4,210.00		3,776.00	89.69 %		
	28	15,160.00		0.00	0.00 %		
51 Ministry of Railway	52	462,962.00	281,337.61	427,106.33	92.26 %	373.34	4.10 %
	34	270,000.00	104.20%	273,754.76	101.39 %	0.00	0.00 %
	14	192,962.00		153,351.57	79.47 %	0.00	0.00 %
	5	9,104.00		373.34	4.10 %		
	4	35,616.00		35,524.25	99.74 %		
52 Ministry of Shipping	37	169,101.00	117,791.23	121,684.69	71.96 %	0.00	0.00 %
	6	119,527.00	98.55%	117,159.39	98.02 %	0.00	0.00 %
	2	49,574.00		4,525.30	9.13 %	0.00	0.00 %
	2	3,000.00		0.00	0.00 %		
	4	2,493.00		2,524.41	101.26 %		

Name of the Ministry/Division with Code Number	Projects	Allocation	Release	Expenditure		Reimbursement	
	Total Aided HPP Tar. Comp Dec. Comp	-Total -Taka -PA -RPA -CD/VAT	Taka (% of Allocation)	-Total -Taka -PA -RPA -CD/VAT	% of Allocation	a) Spent (% of alloc.) b) Claim (% of spent) c) Reimb. (% of claim)	
1	2	3	4	5	6	7	
53 Ministry of Civil Aviation and Tourism	14	29,090.00	23,766.59	27,184.71	93.45 %	0.00	0.00 %
	3	25,381.00	93.64%	23,765.44	93.63 %	0.00	0.00 %
	0	3,709.00		3,419.27	92.19 %	0.00	0.00 %
	3	0.00		0.00	0.00 %		
	1	1,581.00		75.74	4.79 %		
54 Posts and Telecommunications Division	14	140,427.45	112,959.70	172,226.14	122.64 %	26,951.25	106.67 %
	6	113,491.45	99.53%	112,145.89	98.81 %	0.00	0.00 %
	2	26,936.00		60,080.25	223.05 %	0.00	0.00 %
	1	25,265.00		26,951.25	106.67 %		
	1	232.00		0.00	0.00 %		
55 Ministry of Chittagong Hill Tracts Affairs	9	48,414.00	35,528.16	46,911.91	96.90 %	4,828.15	82.77 %
	4	35,741.00	99.40%	35,431.10	99.13 %	0.00	0.00 %
	0	12,673.00		11,480.81	90.59 %	0.00	0.00 %
	1	5,833.00		4,828.15	82.77 %		
	0	407.00		97.00	23.83 %		
56 Power Division	78	1,555,121.00	716,354.50	1,555,645.84	100.03 %	1,444.05	120.34 %
	50	725,250.00	98.77%	712,536.96	98.25 %	0.00	0.00 %
	4	829,871.00		843,108.88	101.60 %	0.00	0.00 %
	14	1,200.00		1,444.05	120.34 %		
	12	67,938.00		30,546.46	44.96 %		
63 Ministry of Liberation War Affairs	4	30,095.00	30,095.00	22,100.43	73.44 %	0.00	0.00 %
	0	30,095.00	100.00%	22,100.43	73.44 %	0.00	0.00 %
	0	0.00		0.00	0.00 %	0.00	0.00 %
	0	0.00		0.00	0.00 %		
	1	0.00		0.00	0.00 %		
65 Ministry of Expatriates' Welfare and Overseas Employment	7	23,985.00	23,000.00	21,252.88	88.61 %	0.00	0.00 %
	2	23,450.00	98.08%	20,800.71	88.70 %	0.00	0.00 %
	0	535.00		452.17	84.52 %	0.00	0.00 %
	4	0.00		0.00	0.00 %		
	2	0.00		0.00	0.00 %		
67 Anti Corruption Commission	1	10.00	0.00	0.00	0.00 %	0.00	0.00 %
	0	10.00	0.00%	0.00	0.00 %	0.00	0.00 %
	0	0.00		0.00	0.00 %	0.00	0.00 %
	0	0.00		0.00	0.00 %		
	0	0.00		0.00	0.00 %		
71 Bridge Division	12	640,970.00	526,570.00	439,250.42	68.53 %	0.00	0.00 %
	2	546,233.00	96.40%	439,250.42	80.41 %	0.00	0.00 %
	0	94,737.00		0.00	0.00 %	0.00	0.00 %
	0	0.00		0.00	0.00 %		
	0	300.00		0.00	0.00 %		
23 Legislative and Parliament Affairs Division	1	324.00	12.00	168.00	51.85 %	0.00	0.00 %
	1	27.00	44.44%	9.22	34.15 %	0.00	0.00 %
	0	297.00		158.78	53.46 %	0.00	0.00 %
	1	0.00		0.00	0.00 %		
	0	15.00		0.00	0.00 %		

Name of the Ministry/Division with Code Number	Projects		Allocation	Release	Expenditure		Reimbursement	
	Total Aided HPP Tar. Comp Dec. Comp	-Total -Taka -PA -RPA -CD/VAT		Taka (% of Allocation)	-Total -Taka -PA -RPA -CD/VAT	% of Allocation	a) Spent (% of alloc.) b) Claim (% of spent) c) Reimb. (% of claim)	
1	2	3		4	5	6	7	
28 Information and Communication Technology Division	9	95,409.00		48,232.60	112,726.47	118.15 %	19,698.49	78.03 %
	5	48,239.00		99.99%	47,643.99	98.77 %	0.00	0.00 %
	0	47,170.00			65,082.48	137.97 %	0.00	0.00 %
	2	25,244.00			19,698.49	78.03 %		
	2	2,400.00			2,400.00	100.00 %		
<b>Grand Total</b>	<b>1,558.00</b>	<b>9,390,516.57</b>		<b>6,368,250.01</b>	<b>8,706,734.18</b>	<b>92.72 %</b>	<b>862,713.18</b>	<b>79.61 %</b>
	<b>472.00</b>	<b>6,474,516.57</b>		<b>98.36%</b>	<b>6,184,328.72</b>	<b>95.52 %</b>	<b>1,364.70</b>	<b>0.16 %</b>
	<b>30.00</b>	<b>2,916,000.00</b>			<b>2,522,405.46</b>	<b>86.50 %</b>	<b>1,412.15</b>	<b>0.16 %</b>
	<b>281.00</b>	<b>1,083,687.39</b>			<b>862,713.18</b>	<b>79.61 %</b>		
	<b>247.00</b>	<b>202,067.00</b>			<b>115,014.61</b>	<b>56.92 %</b>		

সংযোজনী-গ

বার্ষিক উন্নয়ন কর্মসূচি বাস্তবায়ন অগ্রগতি পর্যালোচনা  
(২০১৫-২০১৬)

স্থানীয় মুদ্রা ৯৪.৩৭% এর কম ব্যবহারকারী মন্ত্রণালয়/বিভাগ

## স্থানীয় মুদ্রা ব্যয় জাতীয় গড় অর্থাৎ ৯৪.৩৭% এর কম হওয়ার কারণ

(লক্ষ টাকায়)

ক্রঃ নং	মন্ত্রণালয়/বিভাগ	স্থানীয় মুদ্রা বরাদ্দ	স্থানীয় মুদ্রা ব্যয় (বরাদ্দের %)	স্থানীয় মুদ্রা ব্যয় কম হওয়ার কারণ
(১)	(২)	(৩)	(৪)	(৫)
০১।	ভূমি মন্ত্রণালয়	৯২৯২.০০	৮৬১০.১০ (৯২.৬৬%)	‘ভূমি ভবন কমপ্লেক্স নির্মাণ’ শীর্ষক প্রকল্পে রেইন হার্ডেস্টিং, সোলার প্যানেল ও সুয়্যারেজ লাইন সংযুক্ত করে প্রকল্পটি বাস্তবায়ন করতে বিলম্ব হয়।
০২।	অর্থনৈতিক সম্পর্ক বিভাগ	২১১.০০	১৯২.৯৮ (৯১.৪৬%)	একটি প্রকল্পের অগ্রগতি হওয়ায় ব্যয় কম হয়েছে।
০৩।	খাদ্য মন্ত্রণালয়	১৯৫৯৭.০০	১৭৮৬০.৮০ (৯১.১৪%)	রেট সিডিউল পরিবর্তন ও স্থান নির্বাচনে জটিলতার কারণে প্রকল্প সংশোধনের প্রয়োজন হয়। সে কারণে নির্ধারিত সময়ে অর্থ ব্যয় করা সম্ভব হয়নি।
০৪।	স্বাস্থ্য ও পরিবার কল্যাণ মন্ত্রণালয়	২৭৫০০০.০০	২৪৭৭৩২.৬৪ (৯০.০৮%)	ক) যোগ্য ঠিকাদার না পাওয়ায় বিভিন্ন ওপি/প্রকল্পের নির্মাণ কাজের দরপত্র একাধিকবার আহ্বান করার প্রয়োজন হয় ফলে নির্মাণ খাতের বরাদ্দ যথাসময়ে ব্যয় করা সম্ভব হয়নি; খ) নির্মাণ কাজ যথাসময়ে না হওয়ায় যন্ত্রপাতি ক্রয় সম্ভব হয়নি; গ) প্রকল্পের জমি অধিগ্রহণে বিলম্ব এবং বর্ষা মৌসুমে সাইট জলমগ্ন থাকায় যথাসময়ে কাজ শুরু করা যায়নি; ঘ) গাড়ি ক্রয়ে যথাসময়ে অর্থ বিভাগের অনুমোদন না পাওয়ায় ব্যয় করা সম্ভব হয়নি; ঙ) ঘন ঘন লাইন ডিরেক্টর পরিবর্তন হওয়া।
০৫।	সংস্কৃতি বিষয়ক মন্ত্রণালয়	৭২৪৮.৩০	৬৫২৩.৬৭ (৯০.০০%)	জমি অধিগ্রহণের জটিলতা।
০৬।	মহিলা ও শিশু বিষয়ক মন্ত্রণালয়	৮৯১৬.৫০	৭৯৫৯.৯৯ (৮৯.২৭%)	লক্ষ্যমাত্রা অনুযায়ী কাজ সমাপ্ত না হওয়ায় ব্যয় কম হয়েছে।
০৭।	সমাজ কল্যাণ মন্ত্রণালয়	৭৭৮১.০০	৬৯৪৪.২৯ (৮৯.২৫%)	অর্থ ছাড়ে বিলম্ব ও চুক্তি অনুযায়ী কাজ সমাপ্ত না করায় বিল দেয়া হয়নি।
০৮।	প্রবাসী কল্যাণ ও বৈদেশিক কর্মসংস্থান মন্ত্রণালয়	২৩৪৫০.০০	২০৮০০.৭১ ৮৮.৭০%	নির্মাণ কাজে PWD এর কাজের অগ্রগতি কম থাকায় ব্যয় কম হয়েছে।।
০৯।	জনপ্রশাসন মন্ত্রণালয়	৫০৩২.০০	৪৪০৩.৯৫ (৮৭.৫২%)	লক্ষ্যমাত্রা অনুযায়ী কার্যক্রম শুরু না করায় অগ্রগতি কম হয়েছে।
১০।	আইএমইডি	১৭৭০.০০	১৫৪২.৩৫ (৮৭.১৪%)	ক) SMECI প্রকল্পের PMIS প্রশিক্ষণ সমাপ্ত না হওয়া, পরামর্শক নিয়োগ না হওয়া খ) PPRP-II প্রকল্পে প্রশিক্ষণ ও কর্মশালায় খরচ কম হওয়া, CPTU ভবনের সম্প্রসারণ কাজ যথাসময়ে সমাপ্ত না হওয়া; গ) EICI প্রকল্পের প্রশিক্ষণ শেষ না হওয়া; ঘ) ECBSS প্রকল্পের বৈদেশিক প্রশিক্ষণ সমাপ্ত না হওয়া ও ডেসিমিনেশন ওয়ার্কশপ না হওয়া।
১১।	পরিকল্পনা বিভাগ (উন্নয়ন বরাদ্দ)	৪১৬৮.০০	৩৪৩১.৯৪ (৮২.৩৪%)	বরাদ্দকৃত অর্থ যথাসময়ে অবমুক্ত না হওয়া।
১২।	সেতু বিভাগ	৫৩০৫৫৮.০	৪২৯০০২.৯৮ (৮০.৮৬%)	* জমি অধিগ্রহণে বিলম্ব; * নদী শাসনে অধিক সময় প্রয়োজন হওয়ার কারণে ব্যয় কম হয়েছে।
১৩।	ব্যাংক ও আর্থিক	৫৭৮.০০	৪২৯.৪১	মূলত: ব্যাংক ও আর্থিক প্রতিষ্ঠান বিভাগের আওতায় সাধারণ

ক্রঃ নং	মন্ত্রণালয়/বিভাগ	স্থানীয় মুদ্রা বরাদ্দ	স্থানীয় মুদ্রা ব্যয় (বরাদ্দের %)	স্থানীয় মুদ্রা ব্যয় কম হওয়ার কারণ
(১)	(২)	(৩)	(৪)	(৫)
	প্রতিষ্ঠান বিভাগ		(৭৪.২৯%)	বীমা কর্পোরেশন কর্তৃক বাস্তবায়নধীন Weather Index Based Crop Insurance Project এর কারণে সার্বিক অগ্রগতি কম হয়েছে। উক্ত প্রকল্পের আওতায় নিয়োজিত বৈদেশিক পরামর্শক ফার্ম BASICS Ltd এর অনুকূলে ভ্যাট ও ট্যাক্স পরিশোধের জন্য জিওবি খাতে Matching Fund না থাকায় উক্ত বৈদেশিক ফার্মকে অর্থ পরিশোধ করা সম্ভব হয়নি। এ ছাড়া প্রকল্পের এলাকায় ২০টি স্বয়ংক্রিয় আবহাওয়া পর্যবেক্ষণ যন্ত্র স্থানীয় সরকার বিভাগ থেকে অনুমোদন পেতে বিলম্ব হেতু কার্যক্রম যথাসময়ে শুরু করা যায়নি। ফলশ্রুতিতে বিলম্বের কাজ শুরু করার বরাদ্দকৃত অর্থ পূর্ণমাত্রায় ব্যয় করা সম্ভব হয়নি।
১৪।	মুক্তিযুদ্ধ বিষয়ক মন্ত্রণালয়	৩০০৯৫.০০	২২১০০.৪৩ (৭৩.৪৪%)	কর্ম-পরিকল্পনা অনুযায়ী ১টি প্রকল্পের নির্মাণ কাজ যথাসময়ে শেষ না হওয়ায় এ অর্থ বছরে বিল প্রদান করা হয়নি।
১৫।	মন্ত্রিপরিষদ বিভাগ	১১৯.০০	৮৪.৫৯ (৭১.০৮%)	ক) দরপত্র বাতিলের কারণে অর্থ অব্যয়িত থাকে; খ) শেষ সময়ে বরাদ্দ পাওয়ায় অবমুক্ত হয়নি ও ব্যয় করতে না পারার কারণে।
১৬।	আইন ও বিচার বিভাগ	৩১৪৫৯.০০	২২১২২.৫৬ (৭০.৩২%)	ক) ভূমি অধিগ্রহণের সমস্যা থাকায় এ খাতে খরচ কম হওয়া; খ) প্রকল্প সংশোধন হওয়ায় খরচ কম হয়েছে; ঘ) প্রকল্পের অধীনে বৈদেশিক প্রশিক্ষণ না হওয়ায় খরচ কম হয়েছে।
১৭।	অর্থ বিভাগ	৫০৬৯.০০	৩৫৩৩.৮৮ (৬৯.৭২%)	কাজ শুরু হতে বিলম্ব হওয়ায় অগ্রগতি কম হয়েছে।
১৮।	পরিসংখ্যান ও তথ্য ব্যবস্থাপনা বিভাগ	৭২৩৯.০০	৪৮৯৪.০৫ (৬৭.৬১%)	বরাদ্দকৃত অর্থ যথাসময়ে অবমুক্ত না হওয়া।
১৯।	শ্রম ও কর্মসংস্থান মন্ত্রণালয়	২৯২৭.০০	১৮৭০.১০ (৬৩.৮৯%)	ক) ২০১৪-১৫ অর্থ বছরে পুরাতন ভবন ভাঙার জন্য একাধিকবার টেন্ডার হলেও কোন টেন্ডার জমা পড়েনি। অবশেষে ৩য় টেন্ডারে ভবন ভাঙা হয়। এ বিলম্বের কারণে কাজ পিছিয়ে যায়। ফলে জিওবি অর্থ কম ব্যয় হয়; খ) রংপুর ও কুমিল্লায় জমি প্রাপ্তিতে বিলম্ব হওয়ায় নিমাণ কাজ পিছিয়ে যায়। ফলে অর্থ কম ব্যয় হয়েছে; গ) ১টি প্রকল্পের কাজ ডিসেম্বর ২০১৫ থেকে ৪ এপ্রিল, ২০১৬ পর্যন্ত কার্যক্রম স্থগিত থাকায় প্রকল্পটির অনুকূলে বরাদ্দকৃত ৪৫.১১ কোটি টাকার মধ্যে মাত্র ১০.৬০ কোটি টাকা ব্যয় করা সম্ভব হয়।
২০।	বাংলাদেশ নির্বাচন কমিশন সচিবালয়	১১৫০০.০০	৬৫৩০.২৯ (৫৬.৭৯%)	বরাদ্দকৃত অর্থ যথাসময়ে অবমুক্ত না হওয়া।
২১।	শিল্প মন্ত্রণালয়	৮৬১৩০.০০	৪৭৩৯৫.৬৮ (৫৫.০৩%)	ক) ভূমি অধিগ্রহণের সমস্যা থাকায় ভূমি অধিগ্রহণ থেকে শুরু করে এই সংক্রান্ত অন্যান্য খাতে খরচ হয়নি। খ) কিছু প্রকল্প সংশোধন পর্যায়ে থাকায় সে প্রকল্পের খরচ কম হয়েছে।
২২।	অভ্যন্তরীণ সম্পদ বিভাগ	৮৭০০.০০	৪২৭৩.০০ (৪৯.১১%)	ভ্যাট অনলাইন প্রকল্পে প্রকল্প সাহায্যের সাথে ম্যাচিং ফান্ড হিসেবে জিওবি অর্থের সংস্থান রাখা হয়েছে। যেহেতু সরকারের সর্বোচ্চ পর্যায় থেকে ভ্যাট আইন ২০১২ বাস্তবায়ন না করার সিদ্ধান্ত গ্রহণ করা হয়েছে সেহেতু জিওবি'র অর্থ খরচ করা সম্ভব হয়নি।

ক্রঃ নং	মন্ত্রণালয়/বিভাগ	স্থানীয় মুদ্রা বরাদ্দ	স্থানীয় মুদ্রা ব্যয় (বরাদ্দের %)	স্থানীয় মুদ্রা ব্যয় কম হওয়ার কারণ
(১)	(২)	(৩)	(৪)	(৫)
২৩।	লেজিসলেটিভ ও সংসদ বিষয়ক বিভাগ	২৭.০০	৯.২২ (৩৪.১৫%)	বরাদ্দকৃত অর্থ যথাসময়ে অবমুক্ত না হওয়া।
২৪।	দূনীতি দমন কমিশন	১০.০০	০.০০ (০.০০%)	নোয়াখালী ও হবিগঞ্জ সমন্বিত অফিস ভবন নির্মাণ প্রকল্পের জন্য প্রয়োজনীয় জমি বরাদ্দ না পাওয়ায় বরাদ্দকৃত অর্থ ব্যয় করা সম্ভব হয়নি।



সংযোজনী-ঘ

বার্ষিক উন্নয়ন কর্মসূচি বাস্তবায়ন অগ্রগতি পর্যালোচনা  
(২০১৫-২০১৬)

প্রকল্প সাহায্য ৮৬.৫০% এর কম ব্যবহারকারী মন্ত্রণালয়/বিভাগ

**প্রকল্প সাহায্য ব্যয় জাতীয় গড় অর্থাৎ ৮৬.৫০% এর কম হওয়ার কারণ**

(লক্ষ টাকায়)

ক্রঃ নং	মন্ত্রণালয়/বিভাগ	প্রকল্প সাহায্য বরাদ্দ	প্রকল্প সাহায্য ব্যয় (বরাদ্দের %)	প্রকল্প সাহায্য ব্যয় কম হওয়ার কারণ
(১)	(২)	(৩)	(৪)	(৫)
০১।	সমাজ কল্যাণ মন্ত্রণালয়	৯৯০৪.০০	৮৪২৯.২৩ ৮৫.১১%	নির্ধারিত সময়ে প্রকল্প সাহায্যের অর্থ ছাড় না হওয়া।
০২।	প্রবাসী কল্যাণ ও বৈদেশিক কর্মসংস্থান মন্ত্রণালয়	৫৩৫.০০	৪৫২.১৭ ৮৪.৫২%	প্রকল্প সাহায্যের অর্থ ছাড় করণে জটিলতা থাকায় ব্যয় কম হয়েছে।
০৩।	রেলপথ মন্ত্রণালয়	১৯২৯৬২.০ ০	১৫৩৩৫১.৫৭ ৭৯.৪৭%	Work Plan অনুযায়ী কাজ করতে না পারা, বিভিন্ন বিষয়ে Clearance প্রাপ্তিতে বিলম্ব হওয়া।
০৪।	শ্রম ও কর্মসংস্থান মন্ত্রণালয়	১৫৬৬৭.০০	১২৩৮০.০০ ৭৯.০২%	বিশ্বব্যাংক সহায়তায় বাস্তবায়নাধীন “নর্দান এরিয়াস রিডাকশন অব পোভার্টি ইনিশিয়েটিভ” প্রকল্পের অনুকূলে ২০১৫-১৬ অর্থ বছরে এডিপি বরাদ্দ ছিল ৪৫১১.০০ লক্ষ টাকা (সম্পূর্ণ প্রকল্প সাহায্য) এর বিপরীতে ২০১৫-১৬ অর্থ বছরে ব্যয় হয়েছে ১০৬০.০০ লক্ষ টাকা (২৩.৪৯%)। ব্যয় কম হওয়ার কারণ : (১) সংশোধিত ডিপিপি অনুমোদন হয় মে, ২০১৬ এ। মূল প্রকল্পটির মেয়াদ ছিল ডিসেম্বর, ২০১৫ পর্যন্ত। অনুমোদন প্রক্রিয়াকালীন সময়ে ৪ মাস প্রকল্পের কার্যক্রম স্থগিত থাকায় বরাদ্দের তুলনায় ব্যয় কম হয়েছে। এজন্য এ মন্ত্রণালয়ের অনুকূলে ২০১৫-১৬ অর্থ বছরে প্র: সা: খাতে অর্থ ব্যয় কম হয়েছে।
০৫।	খাদ্য মন্ত্রণালয়	১১৬০০.০০	৯১৩৪.৬৮ ৭৮.৭৫%	DPP এবং Project Appraisal Document (PAD) এর মধ্যে অসংগতি থাকায় প্রকল্পটির ডিপিপি সংশোধনের প্রয়োজন হয়। সে কারণে নির্ধারিত সময়ে অর্থ ব্যয় করা হয়নি।
০৬।	জাতীয় সংসদ সচিবালয়	৫২৩.০০	৪০৬.২৯ ৭৭.৬৮%	দাতা সংস্থা কর্তৃক যথাসময়ে অর্থ ছাড় না হওয়া।
০৭।	দুর্যোগ ব্যবস্থাপনা ও ত্রাণ মন্ত্রণালয়	১১১৯০.০০	৮৩১৯.৯৮ ৭৪.৩৫%	আন্তর্জাতিক দরপত্র আহ্বান করে যন্ত্রপাতি ক্রয় প্রক্রিয়ায় বিলম্ব হওয়ার কারণে প্রকল্প সাহায্য ব্যয় করা সম্ভব হয়নি।
০৮।	স্বাস্থ্য ও পরিবার কল্যাণ মন্ত্রণালয়	২৩৭১১৫.০ ০	১৬৯৬৪৮.০০ ৭১.৫৫%	বিশ্বব্যাংক থেকে জানানো হয় যে, স্বাস্থ্য ও পরিবার মন্ত্রণালয় কর্তৃক বাস্তবায়নাধীন সেক্টর কর্মসূচী HPNSDP’র অর্থায়নের জন্য IDA Credit, Multi-donor trust fund and USAID single donor trust Fund এর সমন্বয়ে গঠিত পুল ফান্ডের অর্থ থেকে জুন, ২০১৫ পর্যন্ত ব্যয়ের পর ২০১৫-১৬ অর্থ বছরের জন্য মাত্র ৭৩.০০ মি:মা: ডলার দেয়ার কথা থাকলেও যথাসময়ে অর্থায়নের বিষয়টি নিশ্চিত না হওয়ায় ২০১৫-১৬ অর্থ বছরের আরএডিপিতে বৈদেশিক সাহায্য বরাদ্দ থাকা সত্ত্বেও আশানুরূপভাবে ব্যয় করা সম্ভব হয়নি।

(লক্ষ টাকায়)

ক্রঃ নং	মন্ত্রণালয়/বিভাগ	প্রকল্প সাহায্য বরাদ্দ	প্রকল্প সাহায্য ব্যয় (বরাদ্দের %)	প্রকল্প সাহায্য ব্যয় কম হওয়ার কারণ
(১)	(২)	(৩)	(৪)	(৫)
০৯।	শিল্প মন্ত্রণালয়	১৯২০৮.০০	১২৪৪৬.৩১ ৬৪.৮০%	PA, DPA হিসেবে RPA হিসেবে নয়। সেজন্য Donar নিজে এ DPA খরচ করে। সংস্থা/মন্ত্রণালয়ের খরচ করার সুযোগ নেই।
১০।	অর্থ বিভাগ	২৩৭৬৬.০ ০	১৩৮৭৩.৫৯ ৫৮.৩৮%	এডিবি'র কনফারমেশন পেতে বিলম্ব এবং প্রকল্পের পরামর্শক নিয়োগ না করা।
১১।	পরিসংখ্যান ও তথ্য ব্যবস্থাপনা বিভাগ	৪১১০.০০	২২৬৯.৪৫ ৫৫.২২%	দাতা সংস্থা কর্তৃক যথাসময়ে অর্থ ছাড় না হওয়া।
১২।	লেজিসলেটিভ ও সংসদ বিষয়ক বিভাগ	২৯৭.০০	১৫৮.৭৮ ৫৩.৪৬%	দাতা সংস্থা কর্তৃক যথাসময়ে অর্থ ছাড় না হওয়া।
১৩।	ভূমি মন্ত্রণালয়	৪৮৭০.০০	১৭৭০.৬৭ ৩৬.৩৬%	ADB অংশের অর্থ ছাড় হতে বিলম্ব হয়েছে। এছাড়া যে সকল যত্রাংশ ক্রয় করার উল্লেখ ডিপিপিতে ছিলো সেগুলি অপেক্ষা আধুনিক যন্ত্রপাতি বাজারে চলে আসায় ক্রয় প্রক্রিয়ায় জটিলতার সৃষ্টি হয়।
১৪।	প্রধানমন্ত্রীর কার্যালয় (থোক বরাদ্দসহ)	২১৫৩৩.০০	৬৫০১.০৫ ৩০.১৯%	ক) দাতা সংস্থা হতে প্রতিশ্রুত অর্থের চেয়ে কম অর্থ পাওয়া; খ) জমি অধিগ্রহণে বিলম্ব ও ডিজাইন চূড়ান্ত না হওয়ায় খরচ কম হয়েছে; গ) সমুদ্র উত্তাল থাকা ও দীর্ঘ বর্ষা মৌসুমের কারণে ডেজিং এর মাধ্যমে মাটি ভরাট না হওয়ায় ব্যয় কম হয়েছে।
১৫।	নির্বাচন কমিশন সচিবালয়	৫৩৪৫৮.০০	১৫১৩৬.৮৯ ২৮.৩২%	অর্থ ছাড়ে বিলম্ব হওয়া।
১৬।	অভ্যন্তরীণ সম্পদ বিভাগ	৩৮৮৩৩.০ ০	৮৮৩৮.০০ ২২.৭৬%	ভ্যাট অনলাইন প্রকল্পে প্রকল্প সাহায্যের সাথে ম্যাচিং ফান্ড হিসেবে জিওবি অর্থের সংস্থান রাখা হয়েছে। যেহেতু সরকারের সর্বোচ্চ পর্যায় থেকে ভ্যাট আইন ২০১২ বাস্তবায়ন না করার সিদ্ধান্ত গ্রহণ করা হয়েছে সেহেতু জিওবি'র অর্থ খরচ করা সম্ভব হয়নি।
১৭।	ব্যাংক ও আর্থিক প্রতিষ্ঠান বিভাগ	৮৮০০.০০	১৮৫৯.৩২ ২১.১৩%	মূলত: ব্যাংক ও আর্থিক প্রতিষ্ঠান বিভাগের আওতায় বাংলাদেশ ব্যাংক কর্তৃক বাস্তবায়নামূলক "Financial Sector Support Project" এর কারণে সার্বিক অগ্রগতি কম হয়েছে। বাংলাদেশ ব্যাংক সম্প্রতি সংগঠিত সাইবার আক্রমণের প্রেক্ষিতে সিআইডি কর্তৃক বাংলাদেশ ব্যাংকের কয়েকটি সার্ভার সিঁজ করে রাখা হয় যা ব্যাংকের ডাটা সেন্টারে অবস্থিত। সে কারণে ডাটা সেন্টারের কোন পরিবর্তন বা পরিমার্জন সম্ভব হয়নি। ফলে প্রকল্পের আওতায় বাস্তবায়িতব্য বিভিন্ন আইটি প্যাকেজের মাধ্যমে আমদানীতব্য সার্ভার, নেটওয়ার্ক, স্টোরেজ ও সফটওয়্যার উক্ত ডাটা সেন্টারে স্থাপন করার লক্ষ্যে চুক্তি সম্পাদনের পরেও পণ্যের সরবরাহ এবং সংশ্লিষ্ট আইটি উপদেষ্টা নিয়োগ স্থগিত রাখা হয়। ফলশ্রুতিতে বরাদ্দকৃত অর্থ পূর্ণমাত্রায় ব্যয় করা সম্ভব হয়নি।
১৮।	প্রতিরক্ষা মন্ত্রণালয়	৮৮২.০০	১৮২.০০ ২০.৬৩%	বিলম্ব অর্থ পাওয়াই ব্যয় কম হওয়ার কারণ বলে মন্ত্রণালয় জানায়।

(লক্ষ টাকায়)

ক্রঃ নং	মন্ত্রণালয়/বিভাগ	প্রকল্প সাহায্য বরাদ্দ	প্রকল্প সাহায্য ব্যয় (বরাদ্দের %)	প্রকল্প সাহায্য ব্যয় কম হওয়ার কারণ
(১)	(২)	(৩)	(৪)	(৫)
১৯।	নৌ-পরিবহণ মন্ত্রণালয়	৪৯৫৭৪.০০	৪৫২৫.৩০ ৯.১৩%	নৌ-পরিবহণ মন্ত্রণালয়ে প্রকল্প সাহায্য বরাদ্দকৃত ৪৯৫.৭৪ কোটি টাকার মধ্যে বাংলাদেশ শিপিং কর্পোরেশন কর্তৃক বাস্তবায়নাধীন “৬টি নতুন জাহাজ ক্রয় প্রকল্প” তে ৪৪২.৮ কোটি টাকা বরাদ্দ ছিল যা মোট বরাদ্দের ৯৭%। চীন সরকারের সাথে চুক্তি স্বাক্ষরিত না হওয়ায় উক্ত প্রকল্পের অনুকূলে কোন প্রকল্প সাহায্যের অর্থ ছাড় হয়নি।
২০।	সেতু বিভাগ	৯৪৭৩৭.০০	০.০০ ০.০০%	কর্ণফুলী টানেল নির্মাণ প্রকল্পের চুক্তি না হওয়ায় অর্থ ছাড়/ব্যয় হয়নি।

বার্ষিক উন্নয়ন কর্মসূচি বাস্তবায়ন অগ্রগতি পর্যালোচনা  
(২০১৫-২০১৬)

মন্ত্রণালয়/বিভাগ ভিত্তিক প্রকল্পসমূহের বরাদ্দ, অবমুক্তি ও ব্যয়ের বিবরণ

## Project-wise Implementation Status of the project under Parliament Affairs Secretariate

Reporting Period: July 2015 To June 2016

RADP:2015-16

(Taka in Lakh)

SI No.	Ministry/Division Name Agency Name Project Code and Name		Project Cost	Target and Progress			Cumulative Progress upto Reporting Period	
				Financial		Physical (% of Total Project) A) Target B) Progress	Fin. Total PA (% of Projects Cost)	Physical Progress in %
				Allocation	Expenditure			
Implementation Period	Development Partner	A) Total B) Taka C) PA D) RPA	A) Total B) Taka C) PA D) RPA E) CDVAT	A) Total B) Taka C) PA D) RPA E) CDVAT	% of Allocation			
1	2	3	4	5	6	7	8	9

## Parliament Affairs Secretariate

## Ministry's Own

1	0201-5040	Strengthening Parliamentary Oversight (SPO) Project.	3,735.00	358.00	285.00	79.61 %	5.00 %	2,900.87	86.00 %
			215.00	0.00	0.00	0.00 %	5.00 %	2,900.87	
			3,520.00	358.00	285.00	79.61 %		77.67 %	
1-Jul-10	to 30-Mar-16	IDA	3,520.00	358.00	285.00	79.61 %		82.41 %	
				0.00	0.00	0.00 %			
							<b>Taka Release :</b>	0.00	
							<b>% of Allocation :</b>	0.00 %	
2	0201-5012	Strengthening Parliament's Capacity in Integrating Population issues into Development (SPCPD).	623.97	165.00	121.29	73.51 %	25.71 %	410.46	54.41 %
			0.00	0.00	0.00	0.00 %	24.88 %	410.46	
			623.97	165.00	121.29	73.51 %		65.78 %	
1-Jul-12	to 31-Dec-16	UNFPA	0.00	0.00	0.00	0.00 %		65.78 %	
				0.00	0.00	0.00 %			
							<b>Taka Release :</b>	0.00	
							<b>% of Allocation :</b>	0.00 %	
<b>Executing Agency Total</b>			4,358.97	523.00	406.29	77.68 %			
			215.00	0.00	0.00	0.00 %			
			4,143.97	523.00	406.29	77.68 %			
			3,520.00	358.00	285.00	79.61 %			
				0.00	0.00	0.00 %			

## Project-wise Implementation Status of the project under Parliament Affairs Secretariate

Reporting Period: July 2015 To June 2016

RADP:2015-16

(Taka in Lakh)

SI No.	Ministry/Division Name Agency Name Project Code and Name		Project Cost	Target and Progress			Cumulative Progress upto Reporting Period		
				Allocation	Financial		Physical (% of Total Project) A) Target B) Progress	Fin. Total PA (% of Projects Cost)	Physical Progress in %
					Expenditure				
Implementation Period	Development Partner	A) Total B) Taka C) PA D) RPA	A) Total B) Taka C) PA D) RPA E) CDVAT	A) Total B) Taka C) PA D) RPA E) CDVAT	% of Allocation				
1	2	3	4	5	6	7	8	9	
<b>Ministry Total</b>		4,358.97	523.00	406.29	77.68 %	<b>Taka Release :</b>		0.00	
		215.00	0.00	0.00	0.00 %	<b>% of Allocation :</b>		0.00 %	
		4,143.97	523.00	406.29	77.68 %				
		3,520.00	358.00	285.00	79.61 %				
			0.00	0.00	0.00 %				

## Project-wise Implementation Status of the project under Prime Minister's Office

Reporting Period: July 2015 To June 2016

RADP:2015-16

(Taka in Lakh)

SI No.	Ministry/Division Name Agency Name Project Code and Name		Project Cost	Target and Progress			Cumulative Progress upto Reporting Period	
				Financial		Physical (% of Total Project) A) Target B) Progress	Fin. Total PA (% of Projects Cost)	Physical Progress in %
				Allocation	Expenditure			
Implementation Period	Development Partner	A) Total B) Taka C) PA D) RPA	A) Total B) Taka C) PA D) RPA E) CDVAT	A) Total B) Taka C) PA D) RPA E) CDVAT	% of Allocation			
1	2	3	4	5	6	7	8	9

## Prime Minister's Office

## Prime Minister's Office

3	0301-5822 Lump provision for development of special areas (except Hill Tracts)		2,000.00	2,000.00	1,998.37	99.92 %	100.00 %	1,998.37	100.00 %
			2,000.00	2,000.00	1,998.37	99.92 %	100.00 %	0.00	
			0.00	0.00	0.00	0.00 %		99.92 %	
			0.00	0.00	0.00	0.00 %		0.00 %	

1-Jul-15 to 30-Jun-16

Non-Donor Project

Taka Release :	2,000.00
% of Allocation :	100.00 %

4	0301-5012 Access to Information (A 2 I).		34,549.87	5,045.00	4,430.59	87.82 %	14.00 %	17,957.91	82.23 %
			23,016.87	3,072.00	2,971.00	96.71 %	12.23 %	7,057.90	
			11,533.00	1,973.00	1,459.59	73.98 %		51.98 %	
			0.00	0.00	0.00	0.00 %		61.20 %	

1-Apr-12 to 31-Dec-18

UNDP

Taka Release :	3,072.00
% of Allocation :	100.00 %

## Executing Agency Total

36,549.87	7,045.00	6,428.96	91.26 %
25,016.87	5,072.00	4,969.37	97.98 %
11,533.00	1,973.00	1,459.59	73.98 %
0.00	0.00	0.00	0.00 %
	0.00	0.00	0.00 %

Taka Release :	5,072.00
% of Allocation :	100.00 %

## Autonomous Bodies &amp; Other Institutions



## Project-wise Implementation Status of the project under Prime Minister's Office

Reporting Period: July 2015 To June 2016

RADP:2015-16

(Taka in Lakh)

SI No.	Ministry/Division Name Agency Name Project Code and Name		Project Cost	Target and Progress			Cumulative Progress upto Reporting Period		
				Financial		Physical (% of Total Project) A) Target B) Progress	Fin. Total PA (% of Projects Cost)	Physical Progress in %	
				Allocation	Expenditure				
Implementation Period	Development Partner	A) Total B) Taka C) PA D) RPA	A) Total B) Taka C) PA D) RPA E) CDVAT	A) Total B) Taka C) PA D) RPA E) CDVAT	% of Allocation				
1	2	3	4	5	6	7	8	9	
5	0305-5011	Support to Capacity Building of Bangladesh Economic Zones Authority.	7,320.00	4,041.00	1,967.34	48.68 %	55.00 %	4,026.61	55.00 %
			127.00	47.00	36.55	77.77 %	26.87 %	3,931.37	
			7,193.00	3,994.00	1,930.79	48.34 %		55.01 %	
1-Nov-11 to 30-Jun-16	DFID, IDA		7,193.00	3,994.00	1,930.79	48.34 %		54.66 %	
				0.00	0.00	0.00 %			
							<b>Taka Release :</b>	63.00	
							<b>% of Allocation :</b>	134.04 %	
6	0305-5012	Bangladesh Economic Zones Development Project (Phase-II).	90,531.88	12,079.00	1,507.52	12.48 %	80.00 %	1,662.01	57.00 %
			1,912.53	233.00	94.54	40.58 %	37.00 %	1,540.29	
			88,619.35	11,846.00	1,412.98	11.93 %		1.84 %	
1-Jan-14 to 1-Jan-21	DFID, IDA		0.00	11,846.00	1,412.98	11.93 %		1.74 %	
				0.00	0.00	0.00 %			
							<b>Taka Release :</b>	233.00	
							<b>% of Allocation :</b>	100.00 %	
<b>Executing Agency Total</b>			97,851.88	16,120.00	3,474.86	21.56 %	<b>Taka Release :</b>	296.00	
			2,039.53	280.00	131.09	46.82 %	<b>% of Allocation :</b>	105.71 %	
			95,812.35	15,840.00	3,343.77	21.11 %			
			7,193.00	15,840.00	3,343.77	21.11 %			
				0.00	0.00	0.00 %			

**National Security Intelligence**

## Project-wise Implementation Status of the project under Prime Minister's Office

Reporting Period: July 2015 To June 2016

RADP:2015-16

(Taka in Lakh)

SI No.	Ministry/Division Name Agency Name Project Code and Name		Project Cost	Target and Progress			Cumulative Progress upto Reporting Period		
				Allocation	Financial		Physical (% of Total Project) A) Target B) Progress	Fin. Total PA (% of Projects Cost)	Physical Progress in %
					A) Total B) Taka C) PA D) RPA E) CDVAT	A) Total B) Taka C) PA D) RPA E) CDVAT			
1	2	3	4	5	6	7	8	9	
7	0321-5010	Construction of 10-storied Office Building for NSI with 20-Storied Foundation & a Basement.	8,799.12 8,799.12 0.00	2,316.00 2,316.00 0.00	2,316.00 2,316.00 0.00	100.00 % 100.00 % 0.00 %	25.00 % 22.75 % 0.00 %	2,706.00 0.00 30.75 % 0.00 %	30.75 %
1-Oct-13 to 30-Jun-17	Non-Donor Project		0.00	0.00	0.00	0.00 %			
				0.00	0.00	0.00 %		Taka Release : 2,316.00 % of Allocation : 100.00 %	
<b>Executing Agency Total</b>			8,799.12 8,799.12 0.00 0.00	2,316.00 2,316.00 0.00 0.00	2,316.00 2,316.00 0.00 0.00	100.00 % 100.00 % 0.00 % 0.00 %		Taka Release : 2,316.00 % of Allocation : 100.00 %	
<b>NGO Affairs Bureau</b>									
8	0323-5011	Construction of NGO Affairs Bureau Office Building.	4,737.00 4,737.00 0.00	2,000.00 2,000.00 0.00	1,982.44 1,982.44 0.00	99.12 % 99.12 % 0.00 %	33.00 % 33.00 % 0.00 %	3,000.00 0.00 63.33 % 0.00 %	70.00 %
1-Jan-14 to 31-Dec-16	Non-Donor Project		0.00	0.00	0.00	0.00 %			
				0.00	0.00	0.00 %		Taka Release : 2,000.00 % of Allocation : 100.00 %	

## Project-wise Implementation Status of the project under Prime Minister's Office

Reporting Period: July 2015 To June 2016

RADP:2015-16

(Taka in Lakh)

SI No.	Ministry/Division Name Agency Name Project Code and Name		Project Cost	Target and Progress			Cumulative Progress upto Reporting Period		
				Financial		Physical (% of Total Project) A) Target B) Progress	Fin. Total PA (% of Projects Cost)	Physical Progress in %	
	Allocation	Expenditure							
	Implementation Period	Development Partner	A) Total B) Taka C) PA D) RPA	A) Total B) Taka C) PA D) RPA E) CDVAT	A) Total B) Taka C) PA D) RPA E) CDVAT	% of Allocation			
	1	2	3	4	5	6	7	8	9

<b>Executing Agency Total</b>	4,737.00	2,000.00	1,982.44	99.12 %	<b>Taka Release :</b>	2,000.00
	4,737.00	2,000.00	1,982.44	99.12 %	<b>% of Allocation :</b>	100.00 %
	0.00	0.00	0.00	0.00 %		
	0.00	0.00	0.00	0.00 %		

**Export Processing Zone Authority (BEPZA)**

9	0325-5020	Capacity Building of the Bangladesh Export Processing Zones Authority.	10,307.00	3,720.00	1,697.69	45.64 %	30.00 %	4,621.39	65.00 %
			0.00	0.00	0.00	0.00 %	24.00 %	4,621.39	
			10,307.00	3,720.00	1,697.69	45.64 %		44.84 %	
			10,307.00	3,720.00	1,697.69	45.64 %		44.84 %	
1-Jul-11	to 30-Jun-19	DFID, IDA							
				0.00	0.00	0.00 %	<b>Taka Release :</b>	0.00	
							<b>% of Allocation :</b>	0.00 %	
10	0325-0001	Ishwardi Export Processing Zone, Phase-II.	8,362.00	640.00	639.00	99.84 %	7.47 %	7,914.75	52.00 %
			8,362.00	640.00	639.00	99.84 %	4.00 %	0.00	
			0.00	0.00	0.00	0.00 %		94.65 %	
			0.00	0.00	0.00	0.00 %		0.00 %	
1-Jul-11	to 31-Dec-14	Non-Donor Project							
				0.00	0.00	0.00 %	<b>Taka Release :</b>	639.00	
							<b>% of Allocation :</b>	99.84 %	

## Project-wise Implementation Status of the project under Prime Minister's Office

Reporting Period: July 2015 To June 2016

RADP:2015-16

(Taka in Lakh)

SI No.	Ministry/Division Name Agency Name Project Code and Name		Project Cost	Target and Progress			Cumulative Progress upto Reporting Period		
				Financial		Physical (% of Total Project) A) Target B) Progress	Fin. Total PA (% of Projects Cost)	Physical Progress in %	
				Allocation	Expenditure				
Implementation Period	Development Partner	A) Total B) Taka C) PA D) RPA	A) Total B) Taka C) PA D) RPA E) CDVAT	A) Total B) Taka C) PA D) RPA E) CDVAT	% of Allocation				
1	2	3	4	5	6	7	8	9	
11	0325-0006	Construction of Factory Buildings in EPZs under BEPZA.	57,934.00	20,077.00	14,122.68	70.34 %	35.34 %	15,822.68	30.25%
			57,934.00	20,077.00	14,122.68	70.34 %	27.32 %	0.00	
			0.00	0.00	0.00	0.00 %		27.31 %	
			0.00	0.00	0.00	0.00 %		0.00 %	
1-Jan-14	to 30-Jun-18	Non-Donor Project							
				0.00	0.00	0.00 %			
					0.00	0.00 %			
							<b>Taka Release :</b>	0.00	
							<b>% of Allocation :</b>	0.00 %	
		<b>Executing Agency Total</b>	76,603.00	24,437.00	16,459.37	67.35 %			
			66,296.00	20,717.00	14,761.68	71.25 %			
			10,307.00	3,720.00	1,697.69	45.64 %			
			10,307.00	3,720.00	1,697.69	45.64 %			
				0.00	0.00	0.00 %			
							<b>Taka Release :</b>	639.00	
							<b>% of Allocation :</b>	3.08 %	
<b>Board of Investment</b>									
12	0329-5010	Construction of 14 Storied Building with three Basement for Head Office of Board of Investment (BOI) at Sher-e-Banglanagar, Dhaka.	12,358.00	5,000.00	1,893.90	37.88 %	60.00 %	4,256.44	68.00%
			12,358.00	5,000.00	1,893.90	37.88 %	15.00 %	0.00	
			0.00	0.00	0.00	0.00 %		34.44 %	
			0.00	0.00	0.00	0.00 %		0.00 %	
1-Jul-11	to 30-Jun-15	Non-Donor Project							
				0.00	0.00	0.00 %			
					0.00	0.00 %			
							<b>Taka Release :</b>	2,279.98	
							<b>% of Allocation :</b>	45.60 %	

## Project-wise Implementation Status of the project under Prime Minister's Office

Reporting Period: July 2015 To June 2016

RADP:2015-16

(Taka in Lakh)

SI No.	Ministry/Division Name Agency Name Project Code and Name		Project Cost	Target and Progress			Cumulative Progress upto Reporting Period		
				Allocation	Financial		Physical (% of Total Project) A) Target B) Progress	Fin. Total PA (% of Projects Cost)	Physical Progress in %
					Expenditure				
Implementation Period	Development Partner	A) Total B) Taka C) PA D) RPA	A) Total B) Taka C) PA D) RPA E) CDVAT	A) Total B) Taka C) PA D) RPA E) CDVAT	% of Allocation				
1	2	3	4	5	6	7	8	9	

## Executing Agency Total

12,358.00	5,000.00	1,893.90	37.88 %
12,358.00	5,000.00	1,893.90	37.88 %
0.00	0.00	0.00	0.00 %
0.00	0.00	0.00	0.00 %
	0.00	0.00	0.00 %

Taka Release :	2,279.98
% of Allocation :	45.60 %

## Asrayan Projects Implementation Agency

13	0331-6530	Asrayan Project - 2.	220,420.00	21,000.00	20,749.94	98.81 %	11.00 %	96,036.00	60.00 %
			220,420.00	21,000.00	20,749.94	98.81 %	11.00 %	0.00	
			0.00	0.00	0.00	0.00 %		43.57 %	
			0.00	0.00	0.00	0.00 %		0.00 %	

1-Jul-10 to 30-Jun-17

Non-Donor Project

0.00	0.00	0.00	0.00 %
	0.00	0.00	0.00 %

Taka Release :	20,749.94
% of Allocation :	98.81 %

## Executing Agency Total

220,420.00	21,000.00	20,749.94	98.81 %
220,420.00	21,000.00	20,749.94	98.81 %
0.00	0.00	0.00	0.00 %
0.00	0.00	0.00	0.00 %
	0.00	0.00	0.00 %

Taka Release :	20,749.94
% of Allocation :	98.81 %

## Bangladesh Economic Zone Authority (BEZA)

## Project-wise Implementation Status of the project under Prime Minister's Office

Reporting Period: July 2015 To June 2016

RADP:2015-16

(Taka in Lakh)

SI No.	Ministry/Division Name Agency Name Project Code and Name		Project Cost	Target and Progress			Cumulative Progress upto Reporting Period		
				Financial		Physical (% of Total Project) A) Target B) Progress	Fin. Total PA (% of Projects Cost)	Physical Progress in %	
				Allocation	Expenditure				
Implementation Period	Development Partner	A) Total B) Taka C) PA D) RPA	A) Total B) Taka C) PA D) RPA E) CDVAT	A) Total B) Taka C) PA D) RPA E) CDVAT	% of Allocation				
1	2	3	4	5	6	7	8	9	
14	0305-5013	The acquisition of land for the establishment of economic zones Anowara II (Chinese Economic and industrial Zone).	42,037.00	42,037.00	41,945.68	99.78 %	100.00 %	41,945.68	99.50 %
			42,037.00	42,037.00	41,945.68	99.78 %	99.50 %	0.00	
			0.00	0.00	0.00	0.00 %		99.78 %	
			0.00	0.00	0.00	0.00 %		0.00 %	
1-Jul-15	to 30-Jun-16	Non-Donor Project							
								Taka Release : 42,037.00	
								% of Allocation : 100.00 %	
<b>Executing Agency Total</b>			42,037.00	42,037.00	41,945.68	99.78 %		Taka Release : 42,037.00	
			42,037.00	42,037.00	41,945.68	99.78 %		% of Allocation : 100.00 %	
			0.00	0.00	0.00	0.00 %			
			0.00	0.00	0.00	0.00 %			
				0.00	0.00	0.00 %			
				0.00	0.00	0.00 %			
<b>Ministry Total</b>			499,355.87	119,955.00	95,251.15	79.41 %		Taka Release : 75,389.92	
			381,703.52	98,422.00	88,750.10	90.17 %		% of Allocation : 76.60 %	
			117,652.35	21,533.00	6,501.05	30.19 %			
			17,500.00	19,560.00	5,041.46	25.77 %			
				0.00	0.00	0.00 %			

## Project-wise Implementation Status of the project under Cabinet Division

Reporting Period: July 2015 To June 2016

RADP:2015-16

(Taka in Lakh)

SI No.	Ministry/Division Name Agency Name Project Code and Name		Project Cost	Target and Progress			Cumulative Progress upto Reporting Period		
				Financial		Physical (% of Total Project) A) Target B) Progress	Fin. Total PA (% of Projects Cost)	Physical Progress in %	
	Allocation	Expenditure							
	Implementation Period	Development Partner	A) Total B) Taka C) PA D) RPA	A) Total B) Taka C) PA D) RPA E) CDVAT	A) Total B) Taka C) PA D) RPA E) CDVAT	% of Allocation			
	1	2	3	4	5	6	7	8	9

## Cabinet Division

## Ministry's Own

15	0401-5013	Improving Public Administration and Service Delivery through e-Solution; Improving Grievance Redress System (output-3).	145.02 17.02 128.00 0.00	3.00 3.00 0.00 0.00	0.00 0.00 0.00 0.00	0.00 % 0.00 % 0.00 % 0.00 %	0.00 % 0.00 % 56.81 % 58.31 %	82.39 74.64 56.81 % 58.31 %	58.00 %
1-Jan-14	to 31-Dec-15	ADB		0.00 0.00	0.00 0.00	0.00 % 0.00 %			
							<b>Taka Release :</b> <b>% of Allocation :</b>		0.00 0.00 %
16	0401-5014	National Integrity Strategy (NIS) Support Project.	1,433.34 174.45 1,258.89 0.00	847.00 107.00 740.00 0.00	823.63 83.63 740.00 0.00	97.24 % 78.16 % 100.00 % 0.00 %	60.00 % 58.00 % 119.00 % 122.60 %	1,705.65 1,543.45 119.00 % 122.60 %	58.00 %
1-Feb-15	to 31-Jan-17	JICA		0.00 0.00	0.00 0.00	0.00 % 0.00 %			
							<b>Taka Release :</b> <b>% of Allocation :</b>		107.00 100.00 %
17	0401-5015	Social Security Policy Support Programme (SSPS) Programme.	4,534.92 105.00 4,429.92 0.00	1,059.00 7.00 1,052.00 0.00	1,071.80 0.00 1,071.80 0.00	101.21 % 0.00 % 101.88 % 0.00 %	23.35 % 23.19 % 23.63 % 24.19 %	1,071.80 1,071.80 23.63 % 24.19 %	23.19 %
1-Jul-14	to 31-Dec-17	UNDP		0.00 0.00	0.00 0.00	0.00 % 0.00 %			
							<b>Taka Release :</b> <b>% of Allocation :</b>		0.00 0.00 %

## Project-wise Implementation Status of the project under Cabinet Division

Reporting Period: July 2015 To June 2016

RADP:2015-16

(Taka in Lakh)

SI No.	Ministry/Division Name Agency Name Project Code and Name		Project Cost	Target and Progress			Cumulative Progress upto Reporting Period		
				Allocation	Financial		Physical (% of Total Project) A) Target B) Progress	Fin. Total PA (% of Projects Cost)	Physical Progress in %
					A) Total B) Taka C) PA D) RPA E) CDVAT	A) Total B) Taka C) PA D) RPA E) CDVAT			
1	2	3	4	5	6	7	8	9	
18	0401-5000	Building Capacity for the Use of Research Evidence (BECURE) in Bangladesh.	1,696.00	552.00	460.30	83.39 %	100.00 %	460.30	83.00 %
			8.00	2.00	0.96	48.00 %	83.00 %	459.34	
			1,688.00	550.00	459.34	83.52 %		27.14 %	
1-Nov-15 to 30-Nov-17	DFID, DFID		0.00	0.00	0.00	0.00 %		27.21 %	
				0.00	0.00	0.00 %			
<b>Executing Agency Total</b>			7,809.28	2,461.00	2,355.73	95.72 %			
			304.47	119.00	84.59	71.08 %			
			7,504.81	2,342.00	2,271.14	96.97 %			
			0.00	0.00	0.00	0.00 %			
				0.00	0.00	0.00 %			
<b>Ministry Total</b>			7,809.28	2,461.00	2,355.73	95.72 %			
			304.47	119.00	84.59	71.08 %			
			7,504.81	2,342.00	2,271.14	96.97 %			
			0.00	0.00	0.00	0.00 %			
				0.00	0.00	0.00 %			

Taka Release :	1.20
% of Allocation :	60.00 %

Taka Release :	108.20
% of Allocation :	90.92 %

Taka Release :	108.20
% of Allocation :	90.92 %



## Project-wise Implementation Status of the project under Bangladesh Election Commission Secretariate

Reporting Period: July 2015 To June 2016

RADP:2015-16

(Taka in Lakh)

SI No.	Ministry/Division Name Agency Name Project Code and Name		Project Cost	Target and Progress			Cumulative Progress upto Reporting Period	
				Financial		Physical (% of Total Project) A) Target B) Progress	Fin. Total PA (% of Projects Cost)	Physical Progress in %
				Allocation	Expenditure			
Implementation Period	Development Partner	A) Total B) Taka C) PA D) RPA	A) Total B) Taka C) PA D) RPA E) CDVAT	A) Total B) Taka C) PA D) RPA E) CDVAT	% of Allocation			
1	2	3	4	5	6	7	8	9

**Bangladesh Election Commission Secretariate**  
**Ministry's Own**

19	0601-5060	Construction of Upazila and Regional Server Stations of Electoral Database.	35,633.64 25,141.00 10,492.64 0.00	1,165.00 1,165.00 0.00 0.00	879.38 879.38 0.00 0.00	75.48 % 75.48 % 0.00 % 0.00 %	3.27 % 2.47 % 93.20 % 100.00 %	33,209.12 10,492.64 93.20 % 100.00 %	93.20 %
1-Nov-08	to 31-Dec-16	DFID, UNDP, Netherlands							
							<b>Taka Release :</b> <b>% of Allocation :</b>	1,165.00 100.00 %	
20	0601-5130	Identification System for Enhancing Access to Services.	137,919.00 1,419.00 136,500.00 136,500.00	55,157.00 4,669.00 50,488.00 50,488.00	15,303.22 166.33 15,136.89 15,136.89	27.74 % 3.56 % 29.98 % 29.98 %	40.00 % 11.10 % 37.81 % 37.77 %	52,151.50 51,552.68 37.81 % 37.77 %	37.81 %
1-Jul-11	to 31-Dec-17	World Bank							
							<b>Taka Release :</b> <b>% of Allocation :</b>	230.00 4.93 %	
21	0601-5120	Construction of Election Resource Centre.	19,448.00 19,448.00 0.00 0.00	5,664.00 5,664.00 0.00 0.00	5,484.58 5,484.58 0.00 0.00	96.83 % 96.83 % 0.00 % 0.00 %	30.64 % 29.67 % 74.91 % 0.00 %	14,567.53 0.00 74.91 % 0.00 %	78.81 %
1-Jul-11	to 31-Dec-16	Non-Donor Project							
							<b>Taka Release :</b> <b>% of Allocation :</b>	5,664.00 100.00 %	

## Project-wise Implementation Status of the project under Bangladesh Election Commission Secretariate

Reporting Period: July 2015 To June 2016

RADP:2015-16

(Taka in Lakh)

SI No.	Ministry/Division Name Agency Name Project Code and Name		Project Cost	Target and Progress			Cumulative Progress upto Reporting Period		
				Financial		Physical (% of Total Project) A) Target B) Progress	Fin. Total PA (% of Projects Cost)	Physical Progress in %	
				Allocation	Expenditure				
1	2	3	4	5	6	7	8	9	
22	0601-5110	Strengthening Election Management in Bangladesh.	14,178.00	2,972.00	0.00	0.00 %	0.00 %	9,751.33	65.42%
			478.00	2.00	0.00	0.00 %	0.00 %	9,699.19	
			13,700.00	2,970.00	0.00	0.00 %		68.78 %	
			0.00	0.00	0.00	0.00 %		70.80 %	
15-Apr-11 to 31-Mar-16	DFID, UNDP, USAID, EU			0.00	0.00	0.00 %			
				0.00	0.00	0.00 %			
								<b>Taka Release :</b>	0.00
								<b>% of Allocation :</b>	0.00 %
<b>Executing Agency Total</b>			207,178.64	64,958.00	21,667.18	33.36 %		<b>Taka Release :</b>	7,059.00
			46,486.00	11,500.00	6,530.29	56.79 %		<b>% of Allocation :</b>	<b>61.38 %</b>
			160,692.64	53,458.00	15,136.89	28.32 %			
			136,500.00	50,488.00	15,136.89	29.98 %			
				4,319.00	1,598.50	37.01 %			
<b>Ministry Total</b>			207,178.64	64,958.00	21,667.18	33.36 %		<b>Taka Release :</b>	7,059.00
			46,486.00	11,500.00	6,530.29	56.79 %		<b>% of Allocation :</b>	<b>61.38 %</b>
			160,692.64	53,458.00	15,136.89	28.32 %			
			136,500.00	50,488.00	15,136.89	29.98 %			
				4,319.00	1,598.50	37.01 %			

## Project-wise Implementation Status of the project under Ministry of Public Administration

Reporting Period: July 2015 To June 2016

RADP:2015-16

(Taka in Lakh)

SI No.	Ministry/Division Name Agency Name Project Code and Name		Project Cost	Target and Progress			Cumulative Progress upto Reporting Period	
				Financial		Physical (% of Total Project) A) Target B) Progress	Fin. Total PA (% of Projects Cost)	Physical Progress in %
				Allocation	Expenditure			
Implementation Period	Development Partner	A) Total B) Taka C) PA D) RPA	A) Total B) Taka C) PA D) RPA E) CDVAT	A) Total B) Taka C) PA D) RPA E) CDVAT	% of Allocation			
1	2	3	4	5	6	7	8	9

## Ministry of Public Administration

## Ministry's Own

23	0701-8431	Strengthening Government through Capacity Development of the BCS Cadre Officials (3rd Revised).	26,277.00 26,277.00 0.00 0.00	4,000.00 4,000.00 0.00 0.00	3,683.82 3,683.82 0.00 0.00	92.10 % 92.10 % 0.00 % 0.00 %	12.00 % 11.76 % 68.12 % 0.00 %	17,899.30 0.00 68.12 % 0.00 %	76.76 %
1-Jul-09	to 30-Jun-17	Non-Donor Project						Taka Release : % of Allocation :	4,000.00 100.00 %

## Executing Agency Total

26,277.00	4,000.00	3,683.82	92.10 %
26,277.00	4,000.00	3,683.82	92.10 %
0.00	0.00	0.00	0.00 %
0.00	0.00	0.00	0.00 %
	0.00	0.00	0.00 %

Taka Release :	4,000.00
% of Allocation :	100.00 %

## BPATC

24	0705-5011	Improving Public Services through Total Quality Management (IPSTQM).	6,511.00 1,659.00 4,852.00 0.00	2,818.00 407.00 2,411.00 0.00	2,779.50 368.50 2,411.00 0.00	98.63 % 90.54 % 100.00 % 0.00 %	20.00 % 19.75 % 88.43 % 66.43 %	5,757.48 3,223.00 88.43 % 66.43 %	36.75 %
1-Jul-13	to 30-Jun-18	JICA						Taka Release : % of Allocation :	407.00 100.00 %

## Project-wise Implementation Status of the project under Ministry of Public Administration

Reporting Period: July 2015 To June 2016

RADP:2015-16

(Taka in Lakh)

SI No.	Ministry/Division Name Agency Name Project Code and Name		Project Cost	Target and Progress			Cumulative Progress upto Reporting Period	
				Financial		Physical (% of Total Project) A) Target B) Progress	Fin. Total PA (% of Projects Cost)	Physical Progress in %
				Allocation	Expenditure			
Implementation Period	Development Partner	A) Total B) Taka C) PA D) RPA	A) Total B) Taka C) PA D) RPA E) CDVAT	A) Total B) Taka C) PA D) RPA E) CDVAT	% of Allocation			
1	2	3	4	5	6	7	8	9

<b>Executing Agency Total</b>	6,511.00	2,818.00	2,779.50	98.63 %	<b>Taka Release :</b>	407.00
	1,659.00	407.00	368.50	90.54 %	<b>% of Allocation :</b>	100.00 %
	4,852.00	2,411.00	2,411.00	100.00 %		
	0.00	0.00	0.00	0.00 %		
		0.00	0.00	0.00 %		

**Bangladesh Civil Service Administration Academy (BCSAA)**

25	0707-5001	Strengthening of BCS Administration Academy and Increasing of Training Facility.	4,460.00	625.00	351.63	56.26 %	14.00 %	351.63	7.88 %
			4,460.00	625.00	351.63	56.26 %	7.88 %	0.00	
			0.00	0.00	0.00	0.00 %		7.88 %	
			0.00	0.00	0.00	0.00 %		0.00 %	
1-Jul-15	to 30-Jun-18	Non-Donor Project	0.00	0.00	0.00	0.00 %			
				0.00	0.00	0.00 %		<b>Taka Release :</b>	625.00
								<b>% of Allocation :</b>	100.00 %

<b>Executing Agency Total</b>	4,460.00	625.00	351.63	56.26 %	<b>Taka Release :</b>	625.00
	4,460.00	625.00	351.63	56.26 %	<b>% of Allocation :</b>	100.00 %
	0.00	0.00	0.00	0.00 %		
	0.00	0.00	0.00	0.00 %		
		0.00	0.00	0.00 %		

## Project-wise Implementation Status of the project under Ministry of Public Administration

Reporting Period: July 2015 To June 2016

RADP:2015-16

(Taka in Lakh)

SI No.	Ministry/Division Name Agency Name Project Code and Name		Project Cost	Target and Progress			Cumulative Progress upto Reporting Period		
				Allocation	Financial		Physical (% of Total Project) A) Target B) Progress	Fin. Total PA (% of Projects Cost)	Physical Progress in %
					Expenditure				
	Implementation Period	Development Partner	A) Total B) Taka C) PA D) RPA	A) Total B) Taka C) PA D) RPA E) CDVAT	A) Total B) Taka C) PA D) RPA E) CDVAT	% of Allocation			
	1	2	3	4	5	6	7	8	9
<b>Ministry Total</b>			37,248.00	7,443.00	6,814.95	91.56 %			
			32,396.00	5,032.00	4,403.95	87.52 %			
			4,852.00	2,411.00	2,411.00	100.00 %			
			0.00	0.00	0.00	0.00 %			
				0.00	0.00	0.00 %			
							<b>Taka Release :</b>	5,032.00	
							<b>% of Allocation :</b>	100.00 %	

## Project-wise Implementation Status of the project under Finance Division

Reporting Period: July 2015 To June 2016

RADP:2015-16

(Taka in Lakh)

SI No.	Ministry/Division Name Agency Name Project Code and Name		Project Cost A) Total B) Taka C) PA D) RPA	Target and Progress			Cumulative Progress upto Reporting Period		
				Financial		Physical (% of Total Project) A) Target B) Progress	Fin. Total PA (% of Projects Cost)	Physical Progress in %	
	Allocation	Expenditure							
	Implementation Period	Development Partner		A) Total B) Taka C) PA D) RPA E) CDVAT	A) Total B) Taka C) PA D) RPA E) CDVAT	% of Allocation			
	1	2	3	4	5	6	7	8	9

**Finance Division**  
**Ministry's Own**

26	0901-5141	SPEMP-B : Strengthening the Office of the Comptroller and Auditor General Project.	10,297.61 0.00 10,297.61	3,100.00 0.00 3,100.00	2,632.99 0.00 2,632.99	84.94 % 0.00 % 84.94 %	30.00 % 26.00 % 89.22 %	9,187.18 9,187.18 89.22 %	83.00 %
1-Jul-11	to 31-Oct-16	World Bank	10,297.61	0.00 0.00	0.00 0.00	0.00 % 0.00 %			
							<b>Taka Release :</b>	0.00	
							<b>% of Allocation :</b>	0.00 %	
27	0901-5014	Skills for Employment Investment Program (SEIP) (Phase-I)	105,056.00 21,697.40 83,358.60 73,179.60	19,536.00 4,845.00 14,691.00 14,691.00	11,369.55 3,517.71 7,851.84 7,851.84	58.20 % 72.60 % 53.45 % 53.45 %	19.00 % 15.00 % 12.92 % 12.14 %	13,576.94 10,115.93 12.92 % 12.14 %	20.22 %
1-Jun-14	to 31-Dec-17	ADB, SDC		0.00	0.00	0.00 %			
							<b>Taka Release :</b>	4,045.50	
							<b>% of Allocation :</b>	83.50 %	
28	0901-5017	Strengthening Public Financial Management for Social Protection Under SGP.	12,083.02 718.00 11,365.02 0.00	4,347.00 216.00 4,131.00 0.00	2,237.70 16.17 2,221.53 0.00	51.48 % 7.49 % 53.78 % 0.00 %	36.00 % 19.00 % 18.52 % 19.55 %	2,237.70 2,221.53 18.52 % 19.55 %	19.00 %
1-Dec-14	to 30-Jun-18	DFID		0.00 13.00	0.00 0.00	0.00 % 0.00 %			
							<b>Taka Release :</b>	216.00	
							<b>% of Allocation :</b>	100.00 %	

## Project-wise Implementation Status of the project under Finance Division

Reporting Period: July 2015 To June 2016

RADP:2015-16

(Taka in Lakh)

SI No.	Ministry/Division Name Agency Name Project Code and Name		Project Cost	Target and Progress			Cumulative Progress upto Reporting Period		
				Financial		Physical (% of Total Project) A) Target B) Progress	Fin. Total PA (% of Projects Cost)	Physical Progress in %	
				Allocation	Expenditure				
1	2	3	4	5	6	7	8	9	
29	0901-5016	Strengthening Capacity for Child Focused Budget in Bangladesh	688.00	267.00	62.21	23.30 %	39.00 %	62.21	8.00 %
			38.00	8.00	0.00	0.00 %	8.00 %	62.21	
			650.00	259.00	62.21	24.02 %		9.04 %	
			0.00	0.00	0.00	0.00 %		9.57 %	
1-Jul-15	to 30-Jun-18	UNICEF		5.00	3.54	70.80 %			
								Taka Release : 5.00	
								% of Allocation : 62.50 %	
<b>Executing Agency Total</b>			128,124.63	27,250.00	16,302.45	59.83 %		Taka Release : 4,266.50	
			22,453.40	5,069.00	3,533.88	69.72 %		% of Allocation : 84.17 %	
			105,671.23	22,181.00	12,768.57	57.57 %			
			83,477.21	14,691.00	7,851.84	53.45 %			
				18.00	3.54	19.67 %			
<b>Autonomous Bodies and Other Institutions</b>									
30	0905-5011	Investment Promotion and Financing Facility (IPFF) Project.	278,299.38	1,585.00	1,105.02	69.72 %	39.00 %	5,182.53	41.80 %
			46,532.84	0.00	0.00	0.00 %	38.00 %	2,200.62	
			231,766.54	1,585.00	1,105.02	69.72 %		1.86 %	
			231,766.54	1,585.00	1,105.02	69.72 %		0.95 %	
1-Jan-07	to 31-Dec-16	IDA		0.00	0.00	0.00 %			
								Taka Release : 0.00	
								% of Allocation : 0.00 %	

## Project-wise Implementation Status of the project under Finance Division

Reporting Period: July 2015 To June 2016

RADP:2015-16

(Taka in Lakh)

SI No.	Ministry/Division Name Agency Name Project Code and Name		Project Cost	Target and Progress			Cumulative Progress upto Reporting Period		
				Financial		Physical (% of Total Project) A) Target B) Progress	Fin. Total PA (% of Projects Cost)	Physical Progress in %	
	Allocation	Expenditure							
	Implementation Period	Development Partner	A) Total B) Taka C) PA D) RPA	A) Total B) Taka C) PA D) RPA E) CDVAT	A) Total B) Taka C) PA D) RPA E) CDVAT	% of Allocation			
	1	2	3	4	5	6	7	8	9

<b>Executing Agency Total</b>	278,299.38	1,585.00	1,105.02	69.72 %	<b>Taka Release :</b> 0.00 <b>% of Allocation :</b> 0.00 %
	46,532.84	0.00	0.00	0.00 %	
	231,766.54	1,585.00	1,105.02	69.72 %	
	231,766.54	1,585.00	1,105.02	69.72 %	
		0.00	0.00	0.00 %	
<b>Ministry Total</b>	406,424.01	28,835.00	17,407.47	60.37 %	<b>Taka Release :</b> 4,266.50 <b>% of Allocation :</b> 84.17 %
	68,986.24	5,069.00	3,533.88	69.72 %	
	337,437.77	23,766.00	13,873.59	58.38 %	
	315,243.75	16,276.00	8,956.86	55.03 %	
		18.00	3.54	19.67 %	



## Project-wise Implementation Status of the project under Internal Resources Division (IRD)

Reporting Period: July 2015 To June 2016

RADP:2015-16

(Taka in Lakh)

SI No.	Ministry/Division Name Agency Name Project Code and Name		Project Cost	Target and Progress			Cumulative Progress upto Reporting Period		
				Financial		Physical (% of Total Project) A) Target B) Progress	Fin. Total PA (% of Projects Cost)	Physical Progress in %	
	Allocation	Expenditure							
	Implementation Period	Development Partner	A) Total B) Taka C) PA D) RPA	A) Total B) Taka C) PA D) RPA E) CDVAT	A) Total B) Taka C) PA D) RPA E) CDVAT	% of Allocation			
	1	2	3	4	5	6	7	8	9

**Internal Resources Division (IRD)**  
**National Board of Revenue**

31	1103-5030	Construction of National Revenue Bhaban	14,136.00 14,136.00 0.00 0.00	4,000.00 4,000.00 0.00 0.00	3,913.00 3,913.00 0.00 0.00	97.83 % 97.83 % 0.00 % 0.00 %	20.00 % 12.00 % 57.77 % 0.00 %	8,166.00 0.00 57.77 % 0.00 %	50.00 %
	1-Jan-09 to 31-Dec-16	Non-Donor Project						Taka Release : % of Allocation :	3,913.00 97.83 %
32	1103-5341	Tax Administration Capacity and Taxpayer Services.	7,550.00 690.00 6,860.00 0.00	1,447.00 40.00 1,407.00 0.00	1,041.00 6.00 1,035.00 0.00	71.94 % 15.00 % 73.56 % 0.00 %	30.00 % 18.00 % 95.43 % 104.46 %	7,205.00 7,166.00 95.43 % 104.46 %	76.00 %
	1-Mar-09 to 30-Sep-16	DFID						Taka Release : % of Allocation :	40.00 100.00 %
33	1103-5040	Strengthening of Governance Management Project : a : Online Filing and Digitilization of Tax Returns; c: Establishment of Taxpayers Information and Service Centres.	7,898.00 1,298.00 6,600.00 6,600.00	5,014.00 814.00 4,200.00 4,200.00	1,418.00 278.00 1,140.00 1,140.00	28.28 % 34.15 % 27.14 % 27.14 %	58.00 % 32.00 % 40.54 % 42.56 %	3,202.00 2,809.00 40.54 % 42.56 %	80.00 %
	1-Jul-11 to 31-Dec-16	ADB		550.00	0.00	0.00 %		Taka Release : % of Allocation :	814.00 100.00 %

## Project-wise Implementation Status of the project under Internal Resources Division (IRD)

Reporting Period: July 2015 To June 2016

RADP:2015-16

(Taka in Lakh)

SI No.	Ministry/Division Name Agency Name Project Code and Name		Project Cost	Target and Progress			Cumulative Progress upto Reporting Period		
				Financial		Physical (% of Total Project) A) Target B) Progress	Fin. Total PA (% of Projects Cost)	Physical Progress in %	
				Allocation	Expenditure				
Implementation Period	Development Partner	A) Total B) Taka C) PA D) RPA	A) Total B) Taka C) PA D) RPA E) CDVAT	A) Total B) Taka C) PA D) RPA E) CDVAT	% of Allocation				
1	2	3	4	5	6	7	8	9	
34	1103-5011	Governance Management Project : Component-a : Online Filing and Digitilization of Tax Returns, Component -C : Establishment of Taxpayers Information and Service Centres.	357.00 64.00 293.00	8.00 8.00 0.00	0.00 0.00 0.00	0.00 % 0.00 % 0.00 %	30.00 % 10.00 % 11.76 % 0.00 %	42.00 0.00 11.76 % 0.00 %	25.00 %
1-Jul-11 to 31-Dec-15	ADB		0.00	0.00	0.00	0.00 %			
				0.00	0.00	0.00 %	<b>Taka Release :</b> <b>% of Allocation :</b>	0.00 0.00 %	
35	1103-5012	VAT & Supplementary Duty Act, 2012 Implementation (VAT : Online) Project.	55,158.40 10,184.00 44,974.40	36,864.00 3,638.00 33,226.00	6,739.00 76.00 6,663.00	18.28 % 2.09 % 20.05 %	30.00 % 23.00 % 20.05 %	7,920.00 7,676.00 14.36 % 17.07 %	67.00 %
1-Oct-13 to 31-Dec-18	World Bank		0.00	33,226.00	6,663.00	20.05 %			
				0.00	0.00	0.00 %	<b>Taka Release :</b> <b>% of Allocation :</b>	1,264.00 34.74 %	
36	1103-5000	Procurement of Container Scanner for Custom House of Chittagong, Mongla, ICD Komolapur and Benapol.	2,386.00 2,386.00 0.00 0.00	200.00 200.00 0.00 0.00	0.00 0.00 0.00 0.00	0.00 % 0.00 % 0.00 % 0.00 %	0.00 % 0.00 % 0.00 % 0.00 %	0.00 0.00 0.00 % 0.00 %	0.00 %
1-Sep-15 to 31-Dec-17	China		0.00	0.00	0.00	0.00 %			
				10.00	0.00	0.00 %	<b>Taka Release :</b> <b>% of Allocation :</b>	190.00 95.00 %	

## Project-wise Implementation Status of the project under Internal Resources Division (IRD)

Reporting Period: July 2015 To June 2016

RADP:2015-16

(Taka in Lakh)

SI No.	Ministry/Division Name Agency Name Project Code and Name		Project Cost	Target and Progress			Cumulative Progress upto Reporting Period		
				Allocation	Financial		Physical (% of Total Project) A) Target B) Progress	Fin. Total PA (% of Projects Cost)	Physical Progress in %
					A) Total B) Taka C) PA D) RPA E) CDVAT	A) Total B) Taka C) PA D) RPA E) CDVAT			
Implementation Period	Development Partner	A) Total B) Taka C) PA D) RPA	A) Total B) Taka C) PA D) RPA E) CDVAT	A) Total B) Taka C) PA D) RPA E) CDVAT	% of Allocation	A) Target B) Progress	Fin. Total PA (% of Projects Cost)	Physical Progress in %	
1	2	3	4	5	6	7	8	9	

<b>Executing Agency Total</b>	87,485.40	47,533.00	13,111.00	27.58 %	<b>Taka Release :</b>	6,221.00
	28,758.00	8,700.00	4,273.00	49.11 %	<b>% of Allocation :</b>	71.51 %
	58,727.40	38,833.00	8,838.00	22.76 %		
	6,600.00	37,426.00	7,803.00	20.85 %		
		560.00	0.00	0.00 %		
<b>Ministry Total</b>	87,485.40	47,533.00	13,111.00	27.58 %	<b>Taka Release :</b>	6,221.00
	28,758.00	8,700.00	4,273.00	49.11 %	<b>% of Allocation :</b>	71.51 %
	58,727.40	38,833.00	8,838.00	22.76 %		
	6,600.00	37,426.00	7,803.00	20.85 %		
		560.00	0.00	0.00 %		

## Project-wise Implementation Status of the project under Bank and Financial Institution Division

Reporting Period: July 2015 To June 2016

RADP:2015-16

(Taka in Lakh)

SI No.	Ministry/Division Name Agency Name Project Code and Name		Project Cost	Target and Progress			Cumulative Progress upto Reporting Period		
				Allocation	Financial		Physical (% of Total Project) A) Target B) Progress	Fin. Total PA (% of Projects Cost)	Physical Progress in %
					Expenditure				
Implementation Period	Development Partner	A) Total B) Taka C) PA D) RPA	A) Total B) Taka C) PA D) RPA E) CDVAT	A) Total B) Taka C) PA D) RPA E) CDVAT	% of Allocation				
1	2	3	4	5	6	7	8	9	

## Bank and Financial Institution Division

## Ministry's Own

37	1201-5030	Financial Sector Project for the Development of Small and Medium Sized Enterprizes.	2,611.00	625.00	590.29	94.45 %	20.00 %	1,665.18	63.78 %
			883.00	219.00	191.62	87.50 %	18.78 %	1,183.78	
			1,728.00	406.00	398.67	98.19 %		63.78 %	
1-Sep-11 to 30-Jun-16	JICA		1,728.00	406.00	398.67	98.19 %		68.51 %	
				0.00	0.00	0.00 %			
							<b>Taka Release :</b>	219.00	
							<b>% of Allocation :</b>	100.00 %	

## Executing Agency Total

2,611.00	625.00	590.29	94.45 %
883.00	219.00	191.62	87.50 %
1,728.00	406.00	398.67	98.19 %
1,728.00	406.00	398.67	98.19 %
	0.00	0.00	0.00 %

<b>Taka Release :</b>	219.00
<b>% of Allocation :</b>	100.00 %

## General Insurance Corporation

38	1205-5016	Pilot Project on Weather Index-Based Crop Insurance.	2,134.21	1,100.00	592.53	53.87 %	51.55 %	686.55	32.17 %
			495.77	200.00	55.19	27.60 %	28.00 %	594.64	
			1,638.44	900.00	537.34	59.70 %		32.17 %	
1-Jul-13 to 30-Jun-17	ADB		1,638.44	900.00	537.34	59.70 %		36.29 %	
				0.00	0.00	0.00 %			
							<b>Taka Release :</b>	127.00	
							<b>% of Allocation :</b>	63.50 %	

## Project-wise Implementation Status of the project under Bank and Financial Institution Division

Reporting Period: July 2015 To June 2016

RADP:2015-16

(Taka in Lakh)

SI No.	Ministry/Division Name Agency Name Project Code and Name		Project Cost	Target and Progress			Cumulative Progress upto Reporting Period	
				Financial		Physical (% of Total Project) A) Target B) Progress	Fin. Total PA (% of Projects Cost)	Physical Progress in %
				Allocation	Expenditure			
Implementation Period	Development Partner	A) Total B) Taka C) PA D) RPA	A) Total B) Taka C) PA D) RPA E) CDVAT	A) Total B) Taka C) PA D) RPA E) CDVAT	% of Allocation			
1	2	3	4	5	6	7	8	9

<b>Executing Agency Total</b>	2,134.21	1,100.00	592.53	53.87 %	<b>Taka Release :</b>	127.00
	495.77	200.00	55.19	27.60 %	<b>% of Allocation :</b>	<b>63.50 %</b>
	1,638.44	900.00	537.34	59.70 %		
	1,638.44	900.00	537.34	59.70 %		
		0.00	0.00	0.00 %		

**Bangladesh Bank**

39	1205-5015	Institutional Support for Migrant Workers' Remittances-Real Time Gross Settlement (RTGAP) : Component-'A'.	1,822.84	990.00	954.35	96.40 %	50.00 %	1,575.98	95.00 %
			360.48	159.00	182.60	114.84 %	45.00 %	1,403.11	
			1,462.36	831.00	771.75	92.87 %		86.46 %	
			0.00	0.00	0.00	0.00 %		95.95 %	
1-Jul-13	to 15-Apr-16	<b>ADB</b>		159.00	0.00	0.00 %	<b>Taka Release :</b>	182.60	
					0.00	0.00 %	<b>% of Allocation :</b>	114.84 %	
40	1205-5019	Financial Sector Support Project (FSSP).	46,177.50	6,663.00	151.56	2.27 %	20.00 %	151.56	10.00 %
			9,235.50	0.00	0.00	0.00 %	10.00 %	151.56	
			36,942.00	6,663.00	151.56	2.27 %		0.33 %	
			18,241.21	2,800.00	151.56	5.41 %		0.41 %	
1-Jul-15	to 31-Mar-21	<b>IDA</b>		0.00	0.00	0.00 %	<b>Taka Release :</b>	0.00	
							<b>% of Allocation :</b>	0.00 %	

## Project-wise Implementation Status of the project under Bank and Financial Institution Division

Reporting Period: July 2015 To June 2016

RADP:2015-16

(Taka in Lakh)

SI No.	Ministry/Division Name Agency Name Project Code and Name		Project Cost	Target and Progress			Cumulative Progress upto Reporting Period		
				Allocation	Financial		Physical (% of Total Project) A) Target B) Progress	Fin. Total PA (% of Projects Cost)	Physical Progress in %
					Expenditure				
Implementation Period	Development Partner	A) Total B) Taka C) PA D) RPA	A) Total B) Taka C) PA D) RPA E) CDVAT	A) Total B) Taka C) PA D) RPA E) CDVAT	% of Allocation				
1	2	3	4	5	6	7	8	9	

<b>Executing Agency Total</b>	48,000.34	7,653.00	1,105.91	14.45 %	<b>Taka Release :</b>	182.60
	9,595.98	159.00	182.60	114.84 %	<b>% of Allocation :</b>	<b>114.84 %</b>
	38,404.36	7,494.00	923.31	12.32 %		
	18,241.21	2,800.00	151.56	5.41 %		
		159.00	0.00	0.00 %		

**Bangladesh Securities and Exchange Commission**

41	1205-0001	Construction of 10 Storied Building with one Basement for Bangladesh Securities and Exchange Commission (BSEC) at Sher-E-Bangla Nagar, Dhaka.	6,046.02	2,771.00	2,771.00	100.00 %	70.00 %	3,507.10	74.00 %
			6,046.02	2,771.00	2,771.00	100.00 %	44.00 %	0.00	
			0.00	0.00	0.00	0.00 %		58.01 %	
			0.00	0.00	0.00	0.00 %		0.00 %	
1-Jan-14	to 31-Dec-16	<b>Non-Donor Project</b>	0.00	0.00	0.00	0.00 %			
				0.00	0.00	0.00 %		<b>Taka Release :</b>	2,771.00
								<b>% of Allocation :</b>	<b>100.00 %</b>

<b>Executing Agency Total</b>	6,046.02	2,771.00	2,771.00	100.00 %	<b>Taka Release :</b>	2,771.00
	6,046.02	2,771.00	2,771.00	100.00 %	<b>% of Allocation :</b>	<b>100.00 %</b>
	0.00	0.00	0.00	0.00 %		
	0.00	0.00	0.00	0.00 %		
		0.00	0.00	0.00 %		

## Project-wise Implementation Status of the project under Bank and Financial Institution Division

Reporting Period: July 2015 To June 2016

RADP:2015-16

(Taka in Lakh)

SI No.	Ministry/Division Name Agency Name Project Code and Name		Project Cost	Target and Progress			Cumulative Progress upto Reporting Period		
				Allocation	Financial		Physical (% of Total Project) A) Target B) Progress	Fin. Total PA (% of Projects Cost)	Physical Progress in %
					Expenditure				
Implementation Period	Development Partner	A) Total B) Taka C) PA D) RPA	A) Total B) Taka C) PA D) RPA E) CDVAT	A) Total B) Taka C) PA D) RPA E) CDVAT	% of Allocation				
1	2	3	4	5	6	7	8	9	
<b>Ministry Total</b>		58,791.57	12,149.00	5,059.73	41.65 %	<b>Taka Release :</b> 3,299.60			
		17,020.77	3,349.00	3,200.41	95.56 %	<b>% of Allocation :</b> 98.52 %			
		41,770.80	8,800.00	1,859.32	21.13 %				
		21,607.65	4,106.00	1,087.57	26.49 %				
			159.00	0.00	0.00 %				

## Project-wise Implementation Status of the project under Economic Relations Division (ERD)

Reporting Period: July 2015 To June 2016

RADP:2015-16

(Taka in Lakh)

SI No.	Ministry/Division Name Agency Name Project Code and Name		Project Cost	Target and Progress			Cumulative Progress upto Reporting Period	
				Financial		Physical (% of Total Project) A) Target B) Progress	Fin. Total PA (% of Projects Cost)	Physical Progress in %
				Allocation	Expenditure			
Implementation Period	Development Partner	A) Total B) Taka C) PA D) RPA	A) Total B) Taka C) PA D) RPA E) CDVAT	A) Total B) Taka C) PA D) RPA E) CDVAT	% of Allocation			
1	2	3	4	5	6	7	8	9

## Economic Relations Division (ERD)

## Ministry's Own

42	1301-5151	Japan Human Resources Development Programme (JDS).	30,119.64 351.84 29,767.80 0.00	1,671.00 11.00 1,660.00 0.00	1,540.93 10.63 1,530.30 0.00 0.00	92.22 % 96.64 % 92.19 % 0.00 % 0.00 %	6.00 % 6.00 %	19,640.64 19,347.65 65.21 % 65.00 %	85.50 %
1-Jul-01 to 30-Jun-20	Japan							Taka Release : 10.66 % of Allocation : 96.91 %	
43	1301-5010	Strengthening External Aid Management Capacity (SEAMC).	687.00 687.00 0.00 0.00	170.00 170.00 0.00 0.00	166.73 166.73 0.00 0.00	98.08 % 98.08 % 0.00 % 0.00 %	38.66 % 38.66 %	265.61 0.00 38.66 % 0.00 %	55.00 %
1-Jan-14 to 30-Jun-18	Non-Donor Project							Taka Release : 170.00 % of Allocation : 100.00 %	
44	1301-5171	Strengthening Capacity for Aid Effectiveness in Bangladesh.	3,630.00 50.00 3,580.00 0.00	816.00 16.00 800.00 0.00	735.71 9.56 726.15 0.00 0.00	90.16 % 59.75 % 90.77 % 0.00 % 0.00 %	28.96 % 17.00 %	2,540.48 2,504.46 69.99 % 69.96 %	69.98 %
1-Nov-11 to 30-Jun-16	UNDP							Taka Release : 16.00 % of Allocation : 100.00 %	



## Project-wise Implementation Status of the project under Economic Relations Division (ERD)

Reporting Period: July 2015 To June 2016

RADP:2015-16

(Taka in Lakh)

SI No.	Ministry/Division Name Agency Name Project Code and Name		Project Cost	Target and Progress			Cumulative Progress upto Reporting Period		
				Allocation	Financial		Physical (% of Total Project) A) Target B) Progress	Fin. Total PA (% of Projects Cost)	Physical Progress in %
					A) Total B) Taka C) PA D) RPA E) CDVAT	A) Total B) Taka C) PA D) RPA E) CDVAT			
1	2	3	4	5	6	7	8	9	
45	1301-5030	Central Co-ordination Unit of the Private Sector Development Support Project (CCU Project).	1,000.00 0.00 1,000.00	133.00 0.00 133.00	130.98 0.00 130.98	98.48 % 0.00 % 98.48 %	13.00 % 13.00 %	343.30 343.30 34.33 % 34.33 %	55.27%
1-Jan-12	to 28-Feb-21	DFID, IDA	1,000.00	133.00	130.98	98.48 %			
				0.00	0.00	0.00 %		Taka Release : 0.00 % of Allocation : 0.00 %	
46	1301-5012	Support Implementation of the Revenue Mobilization Program for Result: VAT Improvement Program.	2,323.33 29.70 2,293.63	591.76 0.00 591.76	495.55 0.00 495.55	83.74 % 0.00 % 83.74 %	25.47 % 21.34 %	577.58 577.58 24.86 % 25.18 %	25.74%
1-Jul-14	to 30-Jun-20	World Bank	2,293.63	591.76	495.55	83.74 %			
				0.00	0.00	0.00 %		Taka Release : 0.00 % of Allocation : 0.00 %	
47	1301-5013	Knowledge for Development management (KDM) for ERD UN Wing.	2,400.00 60.00 2,340.00 0.00	69.00 14.00 55.00 1.00	45.77 6.06 39.71 0.00	66.33 % 43.29 % 72.20 % 0.00 %	30.00 % 28.00 %	45.77 39.71 1.91 % 1.70 %	28.00%
1-Jan-15	to 31-Dec-17	UNDP							
								Taka Release : 10.50 % of Allocation : 75.00 %	

## Project-wise Implementation Status of the project under Economic Relations Division (ERD)

Reporting Period: July 2015 To June 2016

RADP:2015-16

(Taka in Lakh)

SI No.	Ministry/Division Name Agency Name Project Code and Name		Project Cost	Target and Progress			Cumulative Progress upto Reporting Period		
				Financial		Physical (% of Total Project) A) Target B) Progress	Fin. Total PA (% of Projects Cost)	Physical Progress in %	
	Allocation	Expenditure							
	Implementation Period	Development Partner	A) Total B) Taka C) PA D) RPA	A) Total B) Taka C) PA D) RPA E) CDVAT	A) Total B) Taka C) PA D) RPA E) CDVAT	% of Allocation			
	1	2	3	4	5	6	7	8	9

<b>Executing Agency Total</b>	40,159.97	3,450.76	3,115.67	90.29 %	<b>Taka Release :</b>	207.16
	1,178.54	211.00	192.98	91.46 %	<b>% of Allocation :</b>	<b>98.18 %</b>
	38,981.43	3,239.76	2,922.69	90.21 %		
	3,293.63	724.76	626.53	86.45 %		
		1.00	0.00	0.00 %		
<b>Ministry Total</b>	40,159.97	3,450.76	3,115.67	90.29 %	<b>Taka Release :</b>	207.16
	1,178.54	211.00	192.98	91.46 %	<b>% of Allocation :</b>	<b>98.18 %</b>
	38,981.43	3,239.76	2,922.69	90.21 %		
	3,293.63	724.76	626.53	86.45 %		
		1.00	0.00	0.00 %		

## Project-wise Implementation Status of the project under Planning Division

Reporting Period: July 2015 To June 2016

RADP:2015-16

(Taka in Lakh)

SI No.	Ministry/Division Name Agency Name Project Code and Name		Project Cost	Target and Progress			Cumulative Progress upto Reporting Period		
				Financial		Physical (% of Total Project) A) Target B) Progress	Fin. Total PA (% of Projects Cost)	Physical Progress in %	
	Allocation	Expenditure							
	Implementation Period	Development Partner	A) Total B) Taka C) PA D) RPA	A) Total B) Taka C) PA D) RPA E) CDVAT	A) Total B) Taka C) PA D) RPA E) CDVAT	% of Allocation			
	1	2	3	4	5	6	7	8	9

## Planning Division

## Ministry's Own

48	1401-5090	Special Purpose Development Assistance.	101,046.16 55,712.50 45,333.66 0.00	101,046.16 55,712.50 45,333.66 0.00	0.00 0.00 0.00 0.00	0.00 % 0.00 % 0.00 % 0.00 %	100.00 % 100.00 % 0.00 % 0.00 %	0.00 0.00 0.00 % 0.00 %	100.00 %
	1-Jul-15	to 30-Jun-16	Non-Donor Project		0.00 0.00	0.00 0.00	0.00 % 0.00 %	Taka Release : 0.00 % of Allocation : 0.00 %	
49	1401-6050	Strengthening of Operational Support Unit in the Programming Division.	475.00 475.00 0.00 0.00	80.00 80.00 0.00 0.00	62.86 62.86 0.00 0.00	78.58 % 78.58 % 0.00 % 0.00 %	16.84 % 13.23 % 95.14 % 0.00 %	451.90 0.00 95.14 % 0.00 %	95.13 %
	1-Jul-05	to 30-Jun-16	Non-Donor Project		0.00 0.00	0.00 0.00	0.00 % 0.00 %	Taka Release : 68.97 % of Allocation : 86.21 %	
50	1401-5130	Emergency 2007 Cyclone Recovery and Restoration Project (ECRRP): Project Co-Ordination and Monitoring Unit	13,288.00 488.00 12,800.00 12,800.00	480.00 40.00 440.00 440.00	461.92 39.37 422.55 422.55	96.23 % 98.43 % 96.03 % 96.03 %	6.35 % 6.11 % 37.16 % 36.83 %	4,938.44 4,714.11 37.16 % 36.83 %	65.34 %
	1-Aug-08	to 31-Dec-17	IDA		0.00 0.00	0.00 0.00	0.00 % 0.00 %	Taka Release : 40.00 % of Allocation : 100.00 %	

## Project-wise Implementation Status of the project under Planning Division

Reporting Period: July 2015 To June 2016

RADP:2015-16

(Taka in Lakh)

SI No.	Ministry/Division Name Agency Name Project Code and Name		Project Cost	Target and Progress			Cumulative Progress upto Reporting Period		
				Financial		Physical (% of Total Project) A) Target B) Progress	Fin. Total PA (% of Projects Cost)	Physical Progress in %	
				Allocation	Expenditure				
Implementation Period	Development Partner	A) Total B) Taka C) PA D) RPA	A) Total B) Taka C) PA D) RPA E) CDVAT	A) Total B) Taka C) PA D) RPA E) CDVAT	% of Allocation				
1	2	3	4	5	6	7	8	9	
51	1401-5170	Establishment of BCS Economic Academy	2,446.30 2,446.30 0.00	250.00 250.00 0.00	81.37 81.37 0.00	32.55 % 32.55 % 0.00 %	10.22 % 3.30 % 0.00 %	980.25 0.00 40.07 % 0.00 %	39.97%
1-Oct-09 to 30-Jun-16	Non-Donor Project		0.00	0.00	0.00	0.00 %			
				0.00	0.00	0.00 %	<b>Taka Release :</b> <b>% of Allocation :</b>	250.00 100.00 %	
52	1401-7110	Strengthening of Development Academy and National Planning through increasing Physical and Training Facilities.	1,908.85 1,908.85 0.00	350.00 350.00 0.00	306.00 306.00 0.00	87.43 % 87.43 % 0.00 %	18.33 % 16.00 % 0.00 %	1,849.17 0.00 96.87 % 0.00 %	100.00%
1-Nov-10 to 30-Jun-16	Non-Donor Project		0.00	0.00	0.00	0.00 %			
				0.00	0.00	0.00 %	<b>Taka Release :</b> <b>% of Allocation :</b>	306.00 87.43 %	
53	1401-5015	Strengthening Capacity of the General Economic Division (GED) to Integrate Polulation Issues into Development Plans.	437.00 71.00 366.00 0.00	84.00 10.00 74.00 0.00	68.53 5.63 62.90 0.00	81.58 % 56.30 % 85.00 % 0.00 %	19.23 % 15.00 % 0.00 %	321.11 296.79 73.48 % 81.09 %	81.00%
1-Jul-12 to 31-Dec-16	UNFPA			0.00	0.00	0.00 %			
				0.00	0.00	0.00 %	<b>Taka Release :</b> <b>% of Allocation :</b>	7.50 75.00 %	

## Project-wise Implementation Status of the project under Planning Division

Reporting Period: July 2015 To June 2016

RADP:2015-16

(Taka in Lakh)

SI No.	Ministry/Division Name Agency Name Project Code and Name		Project Cost	Target and Progress			Cumulative Progress upto Reporting Period		
				Financial		Physical (% of Total Project) A) Target B) Progress	Fin. Total PA (% of Projects Cost)	Physical Progress in %	
				Allocation	Expenditure				
Implementation Period	Development Partner	A) Total B) Taka C) PA D) RPA	A) Total B) Taka C) PA D) RPA E) CDVAT	A) Total B) Taka C) PA D) RPA E) CDVAT	% of Allocation				
1	2	3	4	5	6	7	8	9	
54	1401-5014	Enhancing the Capacity of SEI Division to Integrate Population and Gender Issues into Sectoral Planning.	356.35	50.00	42.75	85.50 %	25.26 %	195.02	60.40 %
			30.74	10.00	2.75	27.50 %	20.00 %	183.93	
			325.61	40.00	40.00	100.00 %		54.73 %	
1-Jan-13 to 31-Dec-16	UNFPA		0.00	0.00	0.00	0.00 %		56.49 %	
				0.00	0.00	0.00 %	<b>Taka Release :</b>	5.00	
							<b>% of Allocation :</b>	50.00 %	
55	1401-5016	Implementation of Digital ECNEC.	1,676.00	430.00	167.73	39.01 %	25.66 %	632.55	37.74 %
			1,386.90	250.00	124.08	49.63 %	10.01 %	289.10	
			289.10	180.00	43.65	24.25 %		37.74 %	
1-Jan-13 to 31-Dec-16	UNDP		0.00	0.00	0.00	0.00 %		100.00 %	
				0.00	0.00	0.00 %	<b>Taka Release :</b>	250.00	
							<b>% of Allocation :</b>	100.00 %	
56	1401-5019	The Bangladesh Delta Plan 2100 Formulation Project (BDP-2100).	8,786.44	3,673.00	3,384.25	92.14 %	40.00 %	6,835.07	80.00 %
			1,139.32	28.00	26.09	93.18 %	38.00 %	6,638.12	
			7,647.12	3,645.00	3,358.16	92.13 %		77.79 %	
1-Jul-13 to 31-Dec-16	Non-Donor Project		877.04	359.00	150.28	41.86 %		86.81 %	
				0.00	0.00	0.00 %	<b>Taka Release :</b>	28.00	
							<b>% of Allocation :</b>	100.00 %	

## Project-wise Implementation Status of the project under Planning Division

Reporting Period: July 2015 To June 2016

RADP:2015-16

(Taka in Lakh)

SI No.	Ministry/Division Name Agency Name Project Code and Name		Project Cost	Target and Progress			Cumulative Progress upto Reporting Period		
				Financial		Physical (% of Total Project) A) Target B) Progress	Fin. Total PA (% of Projects Cost)	Physical Progress in %	
	Allocation	Expenditure							
		A) Total B) Taka C) PA D) RPA E) CDVAT		A) Total B) Taka C) PA D) RPA E) CDVAT	% of Allocation				
1	2	3	4	5	6	7	8	9	
57	1401-5018	Support to Sustainable and Inclusive Planning (SSIP).	2,236.00 138.00 2,098.00	592.00 27.00 565.00	577.07 12.07 565.00	97.48 % 44.70 % 100.00 %	26.47 % 25.76 % 53.01 % 55.72 %	1,185.24 1,169.09 53.01 % 55.72 %	52.96 %
1-Jul-13	to 31-Dec-16	UNDP	0.00	0.00	0.00	0.00 %			
				0.00	0.00	0.00 %	<b>Taka Release :</b> <b>% of Allocation :</b>	14.25 52.78 %	
58	1401-5017	Preparation and Monitoring of Midium Term Development Plans (7th Five Year Plan & Monitoring).	1,005.75 1,005.75 0.00	189.00 189.00 0.00	141.19 141.19 0.00	74.70 % 74.70 % 0.00 %	20.00 % 19.00 % 0.00 %	356.73 0.00 35.47 % 0.00 %	59.00 %
1-Jul-13	to 31-Dec-16	Non-Donor Project	0.00	0.00	0.00	0.00 %			
				0.00	0.00	0.00 %	<b>Taka Release :</b> <b>% of Allocation :</b>	189.00 100.00 %	
59	1401-5022	Strengthening Public Investment Management System (SPIMS).	5,190.00 1,267.00 3,923.00	800.00 80.00 720.00	800.00 80.00 720.00	100.00 % 100.00 % 100.00 %	16.00 % 15.00 % 31.48 %	1,505.00 1,235.00 29.00 % 31.48 %	29.00 %
1-Jul-14	to 30-Jun-19	JICA	0.00	0.00	0.00	0.00 %			
				0.00	0.00	0.00 %	<b>Taka Release :</b> <b>% of Allocation :</b>	80.00 100.00 %	

## Project-wise Implementation Status of the project under Planning Division

Reporting Period: July 2015 To June 2016

RADP:2015-16

(Taka in Lakh)

SI No.	Ministry/Division Name Agency Name Project Code and Name		Project Cost	Target and Progress			Cumulative Progress upto Reporting Period		
				Financial		Physical (% of Total Project) A) Target B) Progress	Fin. Total PA (% of Projects Cost)	Physical Progress in %	
				Allocation	Expenditure				
Implementation Period	Development Partner	A) Total B) Taka C) PA D) RPA	A) Total B) Taka C) PA D) RPA E) CDVAT	A) Total B) Taka C) PA D) RPA E) CDVAT	% of Allocation				
1	2	3	4	5	6	7	8	9	
60	1401-5001	Construction of Residential Building for Officers/ Employees of Planning Division/commission at Sher-e-Bangla Nagar, Dhaka	10,265.00 10,265.00 0.00	667.00 667.00 0.00	414.40 414.40 0.00	62.13 % 62.13 % 0.00 %	6.50 % 4.00 % 0.00 %	414.40 0.00 4.04 % 0.00 %	4.00 %
1-Aug-15 to 30-Jun-18	Non-Donor Project		0.00	0.00	0.00	0.00 %			
			0.00	0.00	0.00	0.00 %			
				0.00	0.00	0.00 %		Taka Release : 417.00 % of Allocation : 62.52 %	
61	1401-5023	Up-gradation of E/M (Electrical Mechanical) Work and Arboriculture Work of Planning Commission Campus	898.00 898.00 0.00	898.00 898.00 0.00	893.26 893.26 0.00	99.47 % 99.47 % 0.00 %	100.00 % 100.00 % 0.00 %	893.26 0.00 99.47 % 0.00 %	100.00 %
1-Feb-15 to 30-Jun-16	Non-Donor Project		0.00	0.00	0.00	0.00 %			
			0.00	0.00	0.00	0.00 %			
				0.00	0.00	0.00 %		Taka Release : 893.26 % of Allocation : 99.47 %	
62	1401-5026	Construction of Bank Building, Day-care, Police Barak, Garage & post office at Planning Commission Campus	432.00 432.00 0.00	432.00 432.00 0.00	406.86 406.86 0.00	94.18 % 94.18 % 0.00 %	100.00 % 100.00 % 0.00 %	406.86 0.00 94.18 % 0.00 %	100.00 %
1-Jul-15 to 30-Jun-16	Non-Donor Project		0.00	0.00	0.00	0.00 %			
			0.00	0.00	0.00	0.00 %			
				0.00	0.00	0.00 %		Taka Release : 423.46 % of Allocation : 98.02 %	

## Project-wise Implementation Status of the project under Planning Division

Reporting Period: July 2015 To June 2016

RADP:2015-16

(Taka in Lakh)

SI No.	Ministry/Division Name Agency Name Project Code and Name		Project Cost	Target and Progress			Cumulative Progress upto Reporting Period		
				Financial		Physical (% of Total Project) A) Target B) Progress	Fin. Total PA (% of Projects Cost)	Physical Progress in %	
				Allocation	Expenditure				
Implementation Period	Development Partner	A) Total B) Taka C) PA D) RPA	A) Total B) Taka C) PA D) RPA E) CDVAT	A) Total B) Taka C) PA D) RPA E) CDVAT	% of Allocation				
1	2	3	4	5	6	7	8	9	
63	1401-5025	Reconstruction of Gates and Boundary Wall and Security Room with Ancillary Facilities at Planning Commission Campus	851.00 851.00 0.00 0.00	851.00 851.00 0.00 0.00	833.90 833.90 0.00 0.00	97.99 % 97.99 % 0.00 % 0.00 %	100.00 % 98.00 % 0.00 % 0.00 %	833.90 0.00 97.99 % 0.00 %	98.00 %
1-May-15 to 30-Jun-16	Non-Donor Project		0.00	0.00	0.00	0.00 %			
			0.00	0.00	0.00	0.00 %	Taka Release : % of Allocation :	833.90 97.99 %	
64	1401-5024	Urban Resilience Project (URP): Project Coordination and Monitoring Unit (PCMU) Part	8,000.00 300.00 7,700.00 7,700.00	91.00 1.00 90.00 90.00	22.92 0.49 22.43 22.43	25.19 % 49.00 % 24.92 % 24.92 %	1.00 % 1.00 % 0.00 % 0.00 %	22.92 22.43 0.29 % 0.29 %	1.00 %
1-Jul-15 to 30-Jun-20	World Bank		0.00	0.00	0.00	0.00 %			
			0.00	0.00	0.00	0.00 %	Taka Release : % of Allocation :	1.00 100.00 %	
65	1401-5027	Showcasing Planned Development in Bangladesh (SPDB)	1,487.00 1,487.00 0.00 0.00	5.00 5.00 0.00 0.00	1.62 1.62 0.00 0.00	32.40 % 32.40 % 0.00 % 0.00 %	0.30 % 0.10 % 0.00 % 0.00 %	1.62 0.00 0.11 % 0.00 %	0.10 %
1-Nov-15 to 30-Jun-17	Non-Donor Project		0.00	0.00	0.00	0.00 %			
			0.00	0.00	0.00	0.00 %	Taka Release : % of Allocation :	2.00 40.00 %	



## Project-wise Implementation Status of the project under Planning Division

Reporting Period: July 2015 To June 2016

RADP:2015-16

(Taka in Lakh)

SI No.	Ministry/Division Name Agency Name Project Code and Name		Project Cost	Target and Progress			Cumulative Progress upto Reporting Period		
				Financial		Physical (% of Total Project) A) Target B) Progress	Fin. Total PA (% of Projects Cost)	Physical Progress in %	
	Allocation	Expenditure							
	Implementation Period	Development Partner	A) Total B) Taka C) PA D) RPA	A) Total B) Taka C) PA D) RPA E) CDVAT	A) Total B) Taka C) PA D) RPA E) CDVAT	% of Allocation			
	1	2	3	4	5	6	7	8	9

<b>Executing Agency Total</b>	160,784.85	110,968.16	8,666.63	7.81 %
	80,302.36	59,880.50	3,431.94	5.73 %
	80,482.49	51,087.66	5,234.69	10.25 %
	21,377.04	889.00	595.26	66.96 %
		0.00	0.00	0.00 %
<b>Ministry Total</b>	160,784.85	110,968.16	8,666.63	7.81 %
	80,302.36	59,880.50	3,431.94	5.73 %
	80,482.49	51,087.66	5,234.69	10.25 %
	21,377.04	889.00	595.26	66.96 %
		0.00	0.00	0.00 %

<b>Taka Release :</b>	3,809.34
<b>% of Allocation :</b>	6.36 %

<b>Taka Release :</b>	3,809.34
<b>% of Allocation :</b>	6.36 %

## Project-wise Implementation Status of the project under Implementation Monitoring and Evaluation Division (IMED)

Reporting Period: July 2015 To June 2016

RADP:2015-16

(Taka in Lakh)

SI No.	Ministry/Division Name Agency Name Project Code and Name		Project Cost A) Total B) Taka C) PA D) RPA	Target and Progress			Cumulative Progress upto Reporting Period		
				Financial		Physical (% of Total Project) A) Target B) Progress	Fin. Total PA (% of Projects Cost)	Physical Progress in %	
	Allocation	Expenditure							
	Implementation Period	Development Partner		A) Total B) Taka C) PA D) RPA E) CDVAT	A) Total B) Taka C) PA D) RPA E) CDVAT	% of Allocation			
	1	2	3	4	5	6	7	8	9

## Implementation Monitoring and Evaluation Division (IMED)

## Ministry's Own

66	1501-5012	Public Procurement Reform Project-2.	47,359.89 1,788.00 45,571.89 45,571.89	8,650.00 500.00 8,150.00 8,150.00	8,626.25 480.75 8,145.50 8,145.50	99.73 % 96.15 % 99.94 % 99.94 %	20.00 % 18.00 %	36,872.80 36,047.35 77.86 % 79.10 %	81.00 %
	1-Jul-07 to 30-Jun-17	IDA		0.00	0.00	0.00 %		Taka Release : 482.00 % of Allocation : 96.40 %	
67	1501-5019	Strengthening Monitoring and Evaluation Capabilities of IMED (SMECI) (1st Revised).	7,091.00 7,091.00 0.00 0.00	1,250.00 1,250.00 0.00 0.00	1,045.42 1,045.42 0.00 0.00	83.63 % 83.63 % 0.00 % 0.00 %	17.63 % 14.74 %	3,126.53 0.00 44.09 % 0.00 %	44.09 %
	1-Jan-13 to 31-Dec-16	Non-Donor Project		0.00	0.00	0.00 %		Taka Release : 1,250.00 % of Allocation : 100.00 %	
68	1501-5020	Capacity Development for Monitoring and Reporting to increase Effective Coverage of Basic Social Services (ECBSS) for Children and women in Bangladesh.	824.28 176.68 647.60 0.00	250.00 10.00 240.00 0.00	247.73 7.40 240.33 0.00	99.09 % 74.00 % 100.14 % 0.00 %	30.00 % 30.00 %	394.74 382.61 47.89 % 59.08 %	48.00 %
	1-Jul-14 to 31-Dec-16	UNICEF		0.00	0.00	0.00 %		Taka Release : 9.75 % of Allocation : 97.50 %	

## Project-wise Implementation Status of the project under Implementation Monitoring and Evaluation Division (IMED)

Reporting Period: July 2015 To June 2016

RADP:2015-16

(Taka in Lakh)

SI No.	Ministry/Division Name Agency Name Project Code and Name		Project Cost	Target and Progress			Cumulative Progress upto Reporting Period		
				Financial		Physical (% of Total Project) A) Target B) Progress	Fin. Total PA (% of Projects Cost)	Physical Progress in %	
				Allocation	Expenditure				
Implementation Period	Development Partner	A) Total B) Taka C) PA D) RPA	A) Total B) Taka C) PA D) RPA E) CDVAT	A) Total B) Taka C) PA D) RPA E) CDVAT	% of Allocation				
1	2	3	4	5	6	7	8	9	
69	1501-5000	Enhancing Institutional Capacity of IMED.	474.00	40.00	8.78	21.95 %	9.00 %	8.78	2.00 %
			79.00	10.00	8.78	87.80 %	2.00 %	0.00	
			395.00	30.00	0.00	0.00 %		1.85 %	
			0.00	0.00	0.00	0.00 %		0.00 %	
1-Nov-15 to 31-Oct-17	ADB			0.00	0.00	0.00 %			
				0.00	0.00	0.00 %			
							<b>Taka Release :</b>	10.00	
							<b>% of Allocation :</b>	100.00 %	
	<b>Executing Agency Total</b>		55,749.17	10,190.00	9,928.18	97.43 %			
			9,134.68	1,770.00	1,542.35	87.14 %			
			46,614.49	8,420.00	8,385.83	99.59 %			
			45,571.89	8,150.00	8,145.50	99.94 %			
				0.00	0.00	0.00 %			
	<b>Ministry Total</b>		55,749.17	10,190.00	9,928.18	97.43 %			
			9,134.68	1,770.00	1,542.35	87.14 %			
			46,614.49	8,420.00	8,385.83	99.59 %			
			45,571.89	8,150.00	8,145.50	99.94 %			
				0.00	0.00	0.00 %			
							<b>Taka Release :</b>	1,751.75	
							<b>% of Allocation :</b>	98.97 %	

## Project-wise Implementation Status of the project under Statistics and Informatics Division

Reporting Period: July 2015 To June 2016

RADP:2015-16

(Taka in Lakh)

SI No.	Ministry/Division Name Agency Name Project Code and Name		Project Cost	Target and Progress			Cumulative Progress upto Reporting Period	
				Financial		Physical (% of Total Project) A) Target B) Progress	Fin. Total PA (% of Projects Cost)	Physical Progress in %
				Allocation	Expenditure			
Implementation Period	Development Partner	A) Total B) Taka C) PA D) RPA	A) Total B) Taka C) PA D) RPA E) CDVAT	A) Total B) Taka C) PA D) RPA E) CDVAT	% of Allocation	A) Target B) Progress	Fin. Total PA (% of Projects Cost)	Physical Progress in %
1	2	3	4	5	6	7	8	9

**Statistics and Informatics Division****Ministry's Own**

70	1601-5150	Population & Housing Census, 2011.	23,713.45	1,416.00	728.80	51.47 %	6.00 %	22,707.72	96.00 %
			13,740.00	171.00	123.58	72.27 %	3.00 %	8,946.02	
			9,973.45	1,245.00	605.22	48.61 %		95.76 %	
			0.00	0.00	0.00	0.00 %		89.70 %	
1-Jul-08	to 31-Dec-15	DFID, JICA, CIDA, UNFPA, USAID, EU							
								Taka Release : 171.00	
								% of Allocation : 100.00 %	

**Executing Agency Total**

23,713.45	1,416.00	728.80	51.47 %
13,740.00	171.00	123.58	72.27 %
9,973.45	1,245.00	605.22	48.61 %
0.00	0.00	0.00	0.00 %
	0.00	0.00	0.00 %

Taka Release :	171.00
% of Allocation :	100.00 %

**Bangladesh Bureau of Statistics**

71	1631-5011	Economic Census-2013 Project.	17,895.81	1,100.00	637.95	58.00 %	6.15 %	12,914.59	72.17 %
			17,895.81	1,100.00	637.95	58.00 %	3.56 %	0.00	
			0.00	0.00	0.00	0.00 %		72.17 %	
			0.00	0.00	0.00	0.00 %		0.00 %	
1-Jul-11	to 30-Jun-18	Non-Donor Project							
								Taka Release : 1,100.00	
								% of Allocation : 100.00 %	

## Project-wise Implementation Status of the project under Statistics and Informatics Division

Reporting Period: July 2015 To June 2016

RADP:2015-16

(Taka in Lakh)

SI No.	Ministry/Division Name Agency Name Project Code and Name		Project Cost	Target and Progress			Cumulative Progress upto Reporting Period		
				Financial		Physical (% of Total Project) A) Target B) Progress	Fin. Total PA (% of Projects Cost)	Physical Progress in %	
				Allocation	Expenditure				
Implementation Period	Development Partner	A) Total B) Taka C) PA D) RPA	A) Total B) Taka C) PA D) RPA E) CDVAT	A) Total B) Taka C) PA D) RPA E) CDVAT	% of Allocation				
1	2	3	4	5	6	7	8	9	
72	1631-5024	Monitoring the Situation of Vital Statistics of Bangladesh.	3,880.00 3,880.00 0.00 0.00	1,183.00 1,183.00 0.00 0.00	1,103.70 1,103.70 0.00 0.00	93.30 % 93.30 % 0.00 % 0.00 %	20.00 % 8.34 % 67.65 % 0.00 %	2,624.90 0.00 67.65 % 0.00 %	80.00 %
1-Jul-12	to 30-Jun-17	Non-Donor Project	0.00	0.00	0.00	0.00 %			
				0.00	0.00	0.00 %	<b>Taka Release :</b> <b>% of Allocation :</b>	1,183.00 100.00 %	
73	1631-5036	Strengthening Capacity of BBS in Population and Demographic Data Collection Using GIS.	1,997.00 587.60 1,409.40 0.00	801.00 101.00 700.00 0.00	714.31 100.24 614.07 0.00	89.18 % 99.25 % 87.72 % 0.00 %	40.11 % 35.77 % 86.24 % 87.09 %	1,722.27 1,227.49 86.24 % 87.09 %	76.00 %
1-Jul-12	to 30-Jun-17	UNFPA	0.00	0.00	0.00	0.00 %			
				0.00	0.00	0.00 %	<b>Taka Release :</b> <b>% of Allocation :</b>	101.00 100.00 %	
74	1631-5013	National Household Database (NHD).	32,877.00 1,637.00 31,240.00 31,240.00	1,529.00 120.00 1,409.00 1,409.00	704.01 82.75 621.26 621.26	46.04 % 68.96 % 44.09 % 44.09 %	67.89 % 5.00 % 4.80 % 3.64 %	1,577.48 1,137.54 4.80 % 3.64 %	20.00 %
1-Jul-13	to 31-Dec-17	World Bank	0.00	16.00	0.00	0.00 %			
							<b>Taka Release :</b> <b>% of Allocation :</b>	120.00 100.00 %	

## Project-wise Implementation Status of the project under Statistics and Informatics Division

Reporting Period: July 2015 To June 2016

RADP:2015-16

(Taka in Lakh)

SI No.	Ministry/Division Name Agency Name Project Code and Name		Project Cost	Target and Progress			Cumulative Progress upto Reporting Period		
				Financial		Physical (% of Total Project) A) Target B) Progress	Fin. Total PA (% of Projects Cost)	Physical Progress in %	
				Allocation	Expenditure				
Implementation Period	Development Partner	A) Total B) Taka C) PA D) RPA	A) Total B) Taka C) PA D) RPA E) CDVAT	A) Total B) Taka C) PA D) RPA E) CDVAT	% of Allocation				
1	2	3	4	5	6	7	8	9	
75	1631-5040	Optical Data Archive and Networking (2nd Phase).	1,842.00 1,842.00 0.00 0.00	435.00 435.00 0.00 0.00	414.65 414.65 0.00 0.00	95.32 % 95.32 % 0.00 % 0.00 %	23.61 % 22.51 % 0.00 % 0.00 %	449.74 0.00 24.42 % 0.00 %	24.41 %
1-Sep-14 to 30-Jun-18	Non-Donor Project		0.00	0.00	0.00	0.00 %			
				0.00	0.00	0.00 %	<b>Taka Release :</b> <b>% of Allocation :</b>	435.00 100.00 %	
76	1631-5041	Improving of Labour Statistics and Labour Market Information System through Panel Survey.	1,100.00 1,042.00 58.00 0.00	450.00 415.00 35.00 0.00	383.82 348.82 35.00 0.00	85.29 % 84.05 % 100.00 % 0.00 %	36.00 % 35.29 % 0.00 % 0.00 %	900.70 35.00 81.88 % 60.34 %	85.29 %
1-Jan-15 to 30-Jun-17	World Bank		0.00	0.00	0.00	0.00 %			
				0.00	0.00	0.00 %	<b>Taka Release :</b> <b>% of Allocation :</b>	415.00 100.00 %	
77	1631-5044	Household Income and Expenditure Survey (HIES) Project.	2,202.48 1,848.48 354.00 50.63	1,372.00 1,018.00 354.00 50.63	535.22 481.32 53.90 0.00	39.01 % 47.28 % 15.23 % 0.00 %	42.00 % 39.01 % 0.00 % 0.00 %	535.22 53.90 24.30 % 15.23 %	39.01 %
1-Jul-14 to 30-Jun-17	World Bank, WFP		0.00	0.00	0.00	0.00 %			
				0.00	0.00	0.00 %	<b>Taka Release :</b> <b>% of Allocation :</b>	1,018.00 100.00 %	

## Project-wise Implementation Status of the project under Statistics and Informatics Division

Reporting Period: July 2015 To June 2016

RADP:2015-16

(Taka in Lakh)

SI No.	Ministry/Division Name Agency Name Project Code and Name		Project Cost	Target and Progress			Cumulative Progress upto Reporting Period		
				Financial		Physical (% of Total Project) A) Target B) Progress	Fin. Total PA (% of Projects Cost)	Physical Progress in %	
				Allocation	Expenditure				
Implementation Period	Development Partner	A) Total B) Taka C) PA D) RPA	A) Total B) Taka C) PA D) RPA E) CDVAT	A) Total B) Taka C) PA D) RPA E) CDVAT	% of Allocation				
1	2	3	4	5	6	7	8	9	
78	1631-5042	Census of the Undocumented Myanmar Nationals Staying in Bangladesh 2015 Project.	2,175.00 2,175.00 0.00	2,175.00 2,175.00 0.00	1,573.98 1,573.98 0.00	72.37 % 72.37 % 0.00 %	75.00 % 72.37 %	1,573.98 0.00 0.00 %	72.37 %
1-Apr-15	to 31-Dec-16	Non-Donor Project	0.00	0.00	0.00	0.00 %			
				0.00	0.00	0.00 %	<b>Taka Release :</b> <b>% of Allocation :</b>	1,850.00 85.06 %	
79	1631-5043	Strengthening Agriculture Market Information System (AMIS) in Bangladesh.	700.00 40.41 659.59	388.00 21.00 367.00	360.17 20.17 340.00	92.83 % 96.05 % 92.64 %	45.00 % 48.00 %	360.17 340.00 51.45 %	48.00 %
1-Jul-15	to 30-Jun-17	FAO	0.00	0.00	0.00	0.00 %			
				0.00	0.00	0.00 %	<b>Taka Release :</b> <b>% of Allocation :</b>	20.66 98.38 %	
80	1631-5045	Project on Digitization of BBS Publications and Online Secondary data collection.	686.00 686.00 0.00	500.00 500.00 0.00	6.89 6.89 0.00	1.38 % 1.38 % 0.00 %	49.85 % 2.93 %	6.89 0.00 1.00 %	5.92 %
1-Apr-15	to 31-Dec-16	Non-Donor Project	0.00	0.00	0.00	0.00 %			
				0.00	0.00	0.00 %	<b>Taka Release :</b> <b>% of Allocation :</b>	125.00 25.00 %	

## Project-wise Implementation Status of the project under Statistics and Informatics Division

Reporting Period: July 2015 To June 2016

RADP:2015-16

(Taka in Lakh)

SI No.	Ministry/Division Name Agency Name Project Code and Name		Project Cost	Target and Progress			Cumulative Progress upto Reporting Period		
				Financial		Physical (% of Total Project) A) Target B) Progress	Fin. Total PA (% of Projects Cost)	Physical Progress in %	
	Allocation	Expenditure							
	Implementation Period	Development Partner	A) Total B) Taka C) PA D) RPA	A) Total B) Taka C) PA D) RPA E) CDVAT	A) Total B) Taka C) PA D) RPA E) CDVAT	% of Allocation			
	1	2	3	4	5	6	7	8	9

<b>Executing Agency Total</b>	65,355.29	9,933.00	6,434.70	64.78 %	<b>Taka Release :</b>	6,367.66
	31,634.30	7,068.00	4,770.47	67.49 %	<b>% of Allocation :</b>	<b>90.09 %</b>
	33,720.99	2,865.00	1,664.23	58.09 %		
	31,290.63	1,459.63	621.26	42.56 %		
		16.00	0.00	0.00 %		
<b>Ministry Total</b>	89,068.74	11,349.00	7,163.50	63.12 %	<b>Taka Release :</b>	6,538.66
	45,374.30	7,239.00	4,894.05	67.61 %	<b>% of Allocation :</b>	<b>90.33 %</b>
	43,694.44	4,110.00	2,269.45	55.22 %		
	31,290.63	1,459.63	621.26	42.56 %		
		16.00	0.00	0.00 %		



## Project-wise Implementation Status of the project under Ministry of Commerce

Reporting Period: July 2015 To June 2016

RADP:2015-16

(Taka in Lakh)

SI No.	Ministry/Division Name Agency Name Project Code and Name		Project Cost	Target and Progress			Cumulative Progress upto Reporting Period		
				Financial		Physical (% of Total Project) A) Target B) Progress	Fin. Total PA (% of Projects Cost)	Physical Progress in %	
	Allocation	Expenditure							
	Implementation Period	Development Partner	A) Total B) Taka C) PA D) RPA	A) Total B) Taka C) PA D) RPA E) CDVAT	A) Total B) Taka C) PA D) RPA E) CDVAT	% of Allocation			
	1	2	3	4	5	6	7	8	9

**Ministry of Commerce**  
**Ministry's Own**

81	1701-5050	Bangladesh Trade Policy Support Programme.	6,706.00 669.00 6,037.00 0.00	131.00 25.00 106.00 0.00	131.00 25.00 106.00 0.00	100.00 % 100.00 % 100.00 % 0.00 %	1.95 % 1.95 % 64.25 % 64.22 %	4,308.62 3,876.94 64.25 % 64.22 %	64.25 %
	1-Oct-09 to 30-Sep-15	EC						Taka Release : 25.00 % of Allocation : 100.00 %	
82	1701-5061	Bangladesh Economic Groth Programme.	15,833.00 2,516.00 13,317.00 0.00	1,149.00 1,149.00 0.00 0.00	1,040.97 1,040.97 0.00 0.00	90.60 % 90.60 % 0.00 % 0.00 %	7.25 % 6.57 % 77.68 % 74.35 %	12,299.60 9,900.55 77.68 % 74.35 %	77.68 %
	1-Feb-08 to 30-Jun-16	USAID						Taka Release : 1,040.97 % of Allocation : 90.60 %	
83	1701-5012	Agribusiness for Trade Competiveness Project (ATCP).	22,842.00 42.00 22,800.00 0.00	6,573.00 12.00 6,561.00 0.00	6,570.63 9.67 6,560.96 0.00	99.96 % 80.58 % 100.00 % 0.00 %	28.78 % 28.77 % 75.04 % 75.09 %	17,139.63 17,119.96 75.04 % 75.09 %	74.55 %
	15-Oct-13 to 15-Mar-17	DFID, DANIDA, SDC						Taka Release : 9.67 % of Allocation : 80.58 %	

## Project-wise Implementation Status of the project under Ministry of Commerce

Reporting Period: July 2015 To June 2016

RADP:2015-16

(Taka in Lakh)

SI No.	Ministry/Division Name Agency Name Project Code and Name		Project Cost	Target and Progress			Cumulative Progress upto Reporting Period		
				Financial		Physical (% of Total Project) A) Target B) Progress	Fin. Total PA (% of Projects Cost)	Physical Progress in %	
				Allocation	Expenditure				
Implementation Period	Development Partner	A) Total B) Taka C) PA D) RPA	A) Total B) Taka C) PA D) RPA E) CDVAT	A) Total B) Taka C) PA D) RPA E) CDVAT	% of Allocation				
1	2	3	4	5	6	7	8	9	
84	1701-5013 Economic Opportunity, Sexual, Reproductive Health & Rights a Pathway to Empowering Girls and Women in Bangladesh.		432.00 63.00 369.00	117.00 13.00 104.00	88.53 13.00 75.53	75.67 % 100.00 % 72.63 %	27.08 % 20.49 %	261.50 218.44 60.53 % 59.20 %	60.09%
1-Jul-13 to 31-Dec-16	UNFPA	0.00	0.00 0.00	0.00 0.00	0.00 0.00	0.00 % 0.00 %		Taka Release : 13.00 % of Allocation : 100.00 %	
85	1701-5001 Support Raising Transparaancy in Textile and Garments Value Chains (TTC).		170.00 0.00 170.00	170.00 0.00 170.00	166.12 0.00 166.12	97.72 % 0.00 % 97.72 %	100.00 % 97.71 %	166.12 166.12 97.72 % 97.72 %	97.71%
1-Sep-15 to 30-Jun-16	GIZ	0.00	0.00 0.00	0.00 0.00	0.00 0.00	0.00 % 0.00 %		Taka Release : 0.00 % of Allocation : 0.00 %	
86	1701-0005 Eradication of Rural Poverty by Extension of Small Holding Tea Cultivation in Lalmonirhat.		447.00 447.00 0.00	235.00 235.00 0.00	0.12 0.12 0.00	0.05 % 0.05 % 0.00 %	10.00 % 0.02 %	0.12 0.00 0.03 % 0.00 %	0.02%
1-Jul-15 to 30-Jun-20	Non-Donor Project	0.00	0.00 0.00	0.00 0.00	0.00 0.00	0.00 % 0.00 %		Taka Release : 0.12 % of Allocation : 0.05 %	

## Project-wise Implementation Status of the project under Ministry of Commerce

Reporting Period: July 2015 To June 2016

RADP:2015-16

(Taka in Lakh)

SI No.	Ministry/Division Name Agency Name Project Code and Name		Project Cost	Target and Progress			Cumulative Progress upto Reporting Period		
				Financial		Physical (% of Total Project) A) Target B) Progress	Fin. Total PA (% of Projects Cost)	Physical Progress in %	
				Allocation	Expenditure				
Implementation Period	Development Partner	A) Total B) Taka C) PA D) RPA	A) Total B) Taka C) PA D) RPA E) CDVAT	A) Total B) Taka C) PA D) RPA E) CDVAT	% of Allocation				
1	2	3	4	5	6	7	8	9	
87	1701-0006	Extension of Small Holding Tea Cultivation in Northern Bangladesh.	498.00 498.00 0.00	178.00 178.00 0.00	0.44 0.44 0.00	0.25 % 0.25 % 0.00 %	30.00 % 0.08 %	0.44 0.00 0.09 % 0.00 %	0.08 %
1-Sep-15 to 30-Jun-20	Non-Donor Project		0.00	0.00	0.00	0.00 %			
				0.00	0.00	0.00 %	<b>Taka Release :</b>	0.44	
						0.00 %	<b>% of Allocation :</b>	0.25 %	
88	1701-0007	Construction of 11 & 12 Storied TCB Bhaban at Kawran Bazar.	1,612.00 1,612.00 0.00	100.00 100.00 0.00	0.00 0.00 0.00	0.00 % 0.00 % 0.00 %	0.00 % 0.00 %	0.00 0.00 0.00 % 0.00 %	0.00 %
1-Oct-15 to 30-Jun-19	Non-Donor Project		0.00	0.00	0.00	0.00 %			
				0.00	0.00	0.00 %	<b>Taka Release :</b>	0.00	
						0.00 %	<b>% of Allocation :</b>	0.00 %	
89	1701-5000	Promotion of Social Environment Standards in the Industry (PSES).	5,354.00 50.00 5,304.00 0.00	1,910.00 0.00 1,910.00 0.00	1,872.00 0.00 1,872.00 0.00	98.01 % 0.00 % 98.01 % 0.00 %	35.67 % 34.96 %	1,872.00 1,872.00 34.96 % 35.29 %	34.96 %
1-Nov-15 to 30-Sep-17	GIZ		0.00	0.00	0.00	0.00 %			
				0.00	0.00	0.00 %	<b>Taka Release :</b>	0.00	
						0.00 %	<b>% of Allocation :</b>	0.00 %	

## Project-wise Implementation Status of the project under Ministry of Commerce

Reporting Period: July 2015 To June 2016

RADP:2015-16

(Taka in Lakh)

SI No.	Ministry/Division Name Agency Name Project Code and Name		Project Cost	Target and Progress			Cumulative Progress upto Reporting Period	
				Financial		Physical (% of Total Project) A) Target B) Progress	Fin. Total PA (% of Projects Cost)	Physical Progress in %
				Allocation	Expenditure			
Implementation Period	Development Partner	A) Total B) Taka C) PA D) RPA	A) Total B) Taka C) PA D) RPA E) CDVAT	A) Total B) Taka C) PA D) RPA E) CDVAT	% of Allocation			
1	2	3	4	5	6	7	8	9

<b>Executing Agency Total</b>	53,894.00	10,563.00	9,869.81	93.44 %	<b>Taka Release :</b>	1,089.20
	5,897.00	1,712.00	1,089.20	63.62 %	<b>% of Allocation :</b>	<b>63.62 %</b>
	47,997.00	8,851.00	8,780.61	99.20 %		
	0.00	0.00	0.00	0.00 %		
		0.00	0.00	0.00 %		

**Export Promotion Bureau**

90	1705-5011	Bangladesh-China Friendship Exhibition Centre.	79,601.00	15,500.00	15,219.00	98.19 %	19.47 %	15,219.00	19.00 %
			17,031.00	13,800.00	13,519.00	97.96 %	19.00 %	1,700.00	
			62,570.00	1,700.00	1,700.00	100.00 %		19.12 %	
1-Jul-15	to 30-Jun-18	China	62,570.00	0.00	0.00	0.00 %		2.72 %	
				333.00	0.00	0.00 %	<b>Taka Release :</b>	13,800.00	
							<b>% of Allocation :</b>	100.00 %	

<b>Executing Agency Total</b>	79,601.00	15,500.00	15,219.00	98.19 %	<b>Taka Release :</b>	13,800.00
	17,031.00	13,800.00	13,519.00	97.96 %	<b>% of Allocation :</b>	<b>100.00 %</b>
	62,570.00	1,700.00	1,700.00	100.00 %		
	62,570.00	0.00	0.00	0.00 %		
		333.00	0.00	0.00 %		

## Project-wise Implementation Status of the project under Ministry of Commerce

Reporting Period: July 2015 To June 2016

RADP:2015-16

(Taka in Lakh)

SI No.	Ministry/Division Name Agency Name Project Code and Name		Project Cost	Target and Progress			Cumulative Progress upto Reporting Period		
				Financial		Physical (% of Total Project) A) Target B) Progress	Fin. Total PA (% of Projects Cost)	Physical Progress in %	
	Allocation	Expenditure							
	Implementation Period	Development Partner	A) Total B) Taka C) PA D) RPA	A) Total B) Taka C) PA D) RPA E) CDVAT	A) Total B) Taka C) PA D) RPA E) CDVAT	% of Allocation			
	1	2	3	4	5	6	7	8	9
<b>Ministry Total</b>			133,495.00	26,063.00	25,088.81	96.26 %			
			22,928.00	15,512.00	14,608.20	94.17 %			
			110,567.00	10,551.00	10,480.61	99.33 %			
			62,570.00	0.00	0.00	0.00 %			
				333.00	0.00	0.00 %			
							<b>Taka Release :</b>	14,889.20	
							<b>% of Allocation :</b>	95.99 %	

## Project-wise Implementation Status of the project under Ministry of Foreign Affairs

Reporting Period: July 2015 To June 2016

RADP:2015-16

(Taka in Lakh)

SI No.	Ministry/Division Name Agency Name Project Code and Name		Project Cost A) Total B) Taka C) PA D) RPA	Target and Progress			Cumulative Progress upto Reporting Period		
				Financial		Physical (% of Total Project) A) Target B) Progress	Fin. Total PA (% of Projects Cost)	Physical Progress in %	
	Allocation	Expenditure							
	Implementation Period	Development Partner		A) Total B) Taka C) PA D) RPA E) CDVAT	A) Total B) Taka C) PA D) RPA E) CDVAT	% of Allocation			
	1	2	3	4	5	6	7	8	9

## Ministry of Foreign Affairs

## Embassies

91	1811-5010	Construction of Bangladesh Chancery Complex in Riyadh, Soudi Arabia.	3,500.00 3,500.00 0.00 0.00	25.00 25.00 0.00 0.00	11.25 11.25 0.00 0.00	45.00 % 45.00 % 0.00 % 0.00 %	4.00 % 3.00 % 0.00 % 0.00 %	161.25 0.00 4.61 % 0.00 %	13.10 %
1-Jan-09	to 30-Jun-18	Non-Donor Project		0.00 0.00	0.00 0.00	0.00 % 0.00 %		Taka Release : 25.00 % of Allocation : 100.00 %	
92	1811-5040	Construction of Bangladesh Chancery Complex in Tokyo, Japan.	8,865.00 8,865.00 0.00 0.00	4,020.00 4,020.00 0.00 0.00	3,937.42 3,937.42 0.00 0.00	97.95 % 97.95 % 0.00 % 0.00 %	40.00 % 40.00 % 0.00 % 0.00 %	8,587.34 0.00 96.87 % 0.00 %	100.00 %
1-Jan-11	to 30-Jun-16	Non-Donor Project		0.00 0.00	0.00 0.00	0.00 % 0.00 %		Taka Release : 4,020.00 % of Allocation : 100.00 %	
93	1811-5000	Construction of Bangladesh Chancery Complex in Ankara, Turkey.	2,125.00 2,125.00 0.00 0.00	25.00 25.00 0.00 0.00	0.00 0.00 0.00 0.00	0.00 % 0.00 % 0.00 % 0.00 %	1.00 % 0.00 % 0.00 % 0.00 %	0.00 0.00 0.00 % 0.00 %	0.00 %
1-Jul-15	to 30-Jun-18	Non-Donor Project		0.00 0.00	0.00 0.00	0.00 % 0.00 %		Taka Release : 0.00 % of Allocation : 0.00 %	

## Project-wise Implementation Status of the project under Ministry of Foreign Affairs

Reporting Period: July 2015 To June 2016

RADP:2015-16

(Taka in Lakh)

SI No.	Ministry/Division Name Agency Name Project Code and Name		Project Cost	Target and Progress			Cumulative Progress upto Reporting Period	
				Financial		Physical (% of Total Project) A) Target B) Progress	Fin. Total PA (% of Projects Cost)	Physical Progress in %
				Allocation	Expenditure			
Implementation Period	Development Partner	A) Total B) Taka C) PA D) RPA	A) Total B) Taka C) PA D) RPA E) CDVAT	A) Total B) Taka C) PA D) RPA E) CDVAT	% of Allocation			
1	2	3	4	5	6	7	8	9

<b>Executing Agency Total</b>	14,490.00	4,070.00	3,948.67	97.02 %	<b>Taka Release :</b>	4,045.00
	14,490.00	4,070.00	3,948.67	97.02 %	<b>% of Allocation :</b>	<b>99.39 %</b>
	0.00	0.00	0.00	0.00 %		
	0.00	0.00	0.00	0.00 %		
		0.00	0.00	0.00 %		

**High Commissions**

94	1812-5010 Construction of Bangladesh Chancery Complex in Islamabad of Pakistan (1st revised).	5,179.11	25.00	0.00	0.00 %	1.00 %	57.59	1.93 %
		5,179.11	25.00	0.00	0.00 %	0.00 %	0.00	
		0.00	0.00	0.00	0.00 %		1.11 %	
		0.00	0.00	0.00	0.00 %		0.00 %	
1-Jul-07 to 30-Jun-18	<b>Non-Donor Project</b>	0.00	0.00	0.00	0.00 %	<b>Taka Release :</b>	0.00	
			0.00	0.00	0.00 %	<b>% of Allocation :</b>	0.00 %	

<b>Executing Agency Total</b>	5,179.11	25.00	0.00	0.00 %	<b>Taka Release :</b>	0.00
	5,179.11	25.00	0.00	0.00 %	<b>% of Allocation :</b>	<b>0.00 %</b>
	0.00	0.00	0.00	0.00 %		
	0.00	0.00	0.00	0.00 %		
		0.00	0.00	0.00 %		

## Project-wise Implementation Status of the project under Ministry of Foreign Affairs

Reporting Period: July 2015 To June 2016

RADP:2015-16

(Taka in Lakh)

SI No.	Ministry/Division Name Agency Name Project Code and Name		Project Cost	Target and Progress			Cumulative Progress upto Reporting Period		
				Financial		Physical (% of Total Project) A) Target B) Progress	Fin. Total PA (% of Projects Cost)	Physical Progress in %	
	Allocation	Expenditure							
	Implementation Period	Development Partner	A) Total B) Taka C) PA D) RPA	A) Total B) Taka C) PA D) RPA E) CDVAT	A) Total B) Taka C) PA D) RPA E) CDVAT	% of Allocation			
	1	2	3	4	5	6	7	8	9
	<b>Ministry Total</b>		19,669.11 19,669.11 0.00 0.00	4,095.00 4,095.00 0.00 0.00	3,948.67 3,948.67 0.00 0.00	96.43 % 96.43 % 0.00 % 0.00 %			
							<b>Taka Release :</b> <b>% of Allocation :</b>	4,045.00 98.78 %	



## Project-wise Implementation Status of the project under Ministry of Defence

Reporting Period: July 2015 To June 2016

RADP:2015-16

(Taka in Lakh)

SI No.	Ministry/Division Name Agency Name Project Code and Name		Project Cost	Target and Progress			Cumulative Progress upto Reporting Period		
				Financial		Physical (% of Total Project) A) Target B) Progress	Fin. Total PA (% of Projects Cost)	Physical Progress in %	
	Allocation	Expenditure							
	Implementation Period	Development Partner	A) Total B) Taka C) PA D) RPA	A) Total B) Taka C) PA D) RPA E) CDVAT	A) Total B) Taka C) PA D) RPA E) CDVAT	% of Allocation			
	1	2	3	4	5	6	7	8	9

**Ministry of Defence**  
**Ministry's Own**

95	1901-5011	Modernization and Expansion of Dhaka CMH (2nd Phase).	6,478.00 6,478.00 0.00 0.00	425.00 425.00 0.00 0.00	425.00 425.00 0.00 0.00	100.00 % 100.00 % 0.00 % 0.00 %	6.56 % 6.56 % 79.13 % 0.00 %	5,125.75 0.00 0.00 % 0.00 %	94.00 %
1-Jan-13	to 30-Jun-16	Non-Donor Project						Taka Release : % of Allocation :	425.00 100.00 %

96	1901-5012	Establishment of BASB Automation System.	1,485.00 1,485.00 0.00 0.00	1.00 1.00 0.00 0.00	1.00 1.00 0.00 0.00	100.00 % 100.00 % 0.00 % 0.00 %	5.00 % 5.00 % 0.07 % 0.00 %	1.00 0.00 0.07 % 0.00 %	5.00 %
1-Jan-15	to 30-Jun-18	Non-Donor Project						Taka Release : % of Allocation :	1.00 100.00 %

<b>Executing Agency Total</b>			7,963.00 7,963.00 0.00 0.00	426.00 426.00 0.00 0.00	426.00 426.00 0.00 0.00	100.00 % 100.00 % 0.00 % 0.00 %		Taka Release : % of Allocation :	426.00 100.00 %
-------------------------------	--	--	--------------------------------------	----------------------------------	----------------------------------	--	--	-------------------------------------	--------------------

**Survey of Bangladesh**

## Project-wise Implementation Status of the project under Ministry of Defence

Reporting Period: July 2015 To June 2016

RADP:2015-16

(Taka in Lakh)

SI No.	Ministry/Division Name Agency Name Project Code and Name		Project Cost	Target and Progress			Cumulative Progress upto Reporting Period		
				Allocation	Financial		Physical (% of Total Project) A) Target B) Progress	Fin. Total PA (% of Projects Cost)	Physical Progress in %
					Expenditure				
1	2	3	4	5	6	7	8	9	
97	1911-5010	Improvement of Digital Mapping System of Bangladesh (2nd Revised)	19,528.00 19,528.00 0.00 0.00	2,711.00 2,711.00 0.00 0.00	2,576.44 2,576.44 0.00 0.00	95.04 % 95.04 % 0.00 % 0.00 %	13.88 % 13.05 % 0.00 % 0.00 %	17,474.18 0.00 89.48 % 0.00 %	92.00 %
1-Jul-07 to 30-Jun-16	DRGA		0.00	0.00	0.00	0.00 %			
				188.00	53.44	28.43 %		Taka Release : 2,576.44 % of Allocation : 95.04 %	
98	1911-5011	Strengthening the Digital Cartographic Capacity of Survey of Bangladesh.	1,040.00 1,040.00 0.00 0.00	124.00 124.00 0.00 0.00	123.40 123.40 0.00 0.00	99.52 % 99.52 % 0.00 % 0.00 %	29.42 % 11.77 % 0.00 % 0.00 %	137.50 0.00 13.22 % 0.00 %	28.00 %
31-Dec-14 to 30-Jun-17	Non-Donor Project		0.00	0.00	0.00	0.00 %			
				7.00	0.00	0.00 %		Taka Release : 250.00 % of Allocation : 201.61 %	
<b>Executing Agency Total</b>			20,568.00 20,568.00 0.00 0.00	2,835.00 2,835.00 0.00 0.00	2,699.84 2,699.84 0.00 0.00	95.23 % 95.23 % 0.00 % 0.00 %		Taka Release : 2,826.44 % of Allocation : 99.70 %	
				195.00	53.44	27.41 %			

**Meteorological Department**

## Project-wise Implementation Status of the project under Ministry of Defence

Reporting Period: July 2015 To June 2016

RADP:2015-16

(Taka in Lakh)

SI No.	Ministry/Division Name Agency Name Project Code and Name		Project Cost	Target and Progress			Cumulative Progress upto Reporting Period		
				Financial		Physical (% of Total Project) A) Target B) Progress	Fin. Total PA (% of Projects Cost)	Physical Progress in %	
				Allocation	Expenditure				
Implementation Period	Development Partner	A) Total B) Taka C) PA D) RPA	A) Total B) Taka C) PA D) RPA E) CDVAT	A) Total B) Taka C) PA D) RPA E) CDVAT	% of Allocation				
1	2	3	4	5	6	7	8	9	
99	1913-5013	Improvement and Extension of DMO Sylhet and PBO Feni.	2,449.00 2,449.00 0.00	866.00 866.00 0.00	857.83 857.83 0.00	99.06 % 99.06 % 0.00 %	35.00 % 34.00 % 0.00 %	1,546.91 0.00 63.16 % 0.00 %	70.00 %
1-Jul-13	to 30-Jun-18	Non-Donor Project	0.00	0.00	0.00	0.00 %			
				0.00	0.00	0.00 %		Taka Release : 866.00 % of Allocation : 100.00 %	
100	1913-5017	Strengthening of meteorological observatories located at 13 River Port Areas of Bangladesh.	5,393.35 5,393.35 0.00	1,230.00 1,230.00 0.00	400.92 400.92 0.00	32.60 % 32.60 % 0.00 %	22.00 % 22.00 % 0.00 %	401.92 0.00 7.45 % 0.00 %	32.00 %
1-Jul-14	to 30-Jun-17	Non-Donor Project	0.00	0.00	0.00	0.00 %			
				0.00	0.00	0.00 %		Taka Release : 1,200.00 % of Allocation : 97.56 %	
101	1913-5018	"Improvement of Meteorological RADAR System in Dhaka and Rangpur (Detailed Design)".	230.00 48.00 182.00 0.00	230.00 48.00 182.00 0.00	227.78 45.78 182.00 0.00	99.03 % 95.38 % 100.00 % 0.00 %	100.00 % 99.00 % 100.00 % 0.00 %	227.78 182.00 99.03 % 100.00 %	99.00 %
1-Jul-15	to 30-Jun-16	JICA		0.00	0.00	0.00 %			
				0.00	0.00	0.00 %		Taka Release : 48.00 % of Allocation : 100.00 %	

## Project-wise Implementation Status of the project under Ministry of Defence

Reporting Period: July 2015 To June 2016

RADP:2015-16

(Taka in Lakh)

SI No.	Ministry/Division Name Agency Name Project Code and Name		Project Cost	Target and Progress			Cumulative Progress upto Reporting Period		
				Financial		Physical (% of Total Project) A) Target B) Progress	Fin. Total PA (% of Projects Cost)	Physical Progress in %	
				Allocation	Expenditure				
1	2	3	4	5	6	7	8	9	
	Implementation Period	Development Partner	A) Total B) Taka C) PA D) RPA	A) Total B) Taka C) PA D) RPA E) CDVAT	A) Total B) Taka C) PA D) RPA E) CDVAT	% of Allocation			
102	1913-5000	Strengthening of advance forecast system and weather information services under Bangladesh regional weather and climate services project (component A).	700.00 0.00 700.00	700.00 0.00 700.00	0.00 0.00 0.00	0.00 % 0.00 % 0.00 %	0.00 % 0.00 % 0.00 %	0.00 0.00 0.00 % 0.00 %	0.00 % 0.00 % 0.00 % 0.00 %
	1-Oct-15 to 30-Jun-16	World Bank	0.00	0.00	0.00	0.00 %			
				0.00	0.00	0.00 %			
								Taka Release : 0.00 % of Allocation : 0.00 %	
		<b>Executing Agency Total</b>	8,772.35 7,890.35 882.00 0.00	3,026.00 2,144.00 882.00 0.00	1,486.53 1,304.53 182.00 0.00	49.13 % 60.85 % 20.63 % 0.00 % 0.00 %			Taka Release : 2,114.00 % of Allocation : 98.60 %
		<b>Bangladesh Army</b>							
103	1931-5013	Establishment of BOF Cantt Public School & College at Gazipur Cantonment.	1,500.00 1,500.00 0.00 0.00	938.00 938.00 0.00 0.00	938.00 938.00 0.00 0.00	100.00 % 100.00 % 0.00 % 0.00 %	62.53 % 62.53 % 98.40 % 0.00 %	1,476.00 0.00 98.40 % 0.00 %	100.00 % 100.00 % 100.00 % 100.00 %
	1-Jul-13 to 30-Jun-16	Non-Donor Project	0.00	0.00	0.00	0.00 %			
				0.00	0.00	0.00 %			
								Taka Release : 938.00 % of Allocation : 100.00 %	

## Project-wise Implementation Status of the project under Ministry of Defence

Reporting Period: July 2015 To June 2016

RADP:2015-16

(Taka in Lakh)

SI No.	Ministry/Division Name Agency Name Project Code and Name		Project Cost	Target and Progress			Cumulative Progress upto Reporting Period		
				Financial		Physical (% of Total Project) A) Target B) Progress	Fin. Total PA (% of Projects Cost)	Physical Progress in %	
				Allocation	Expenditure				
Implementation Period	Development Partner	A) Total B) Taka C) PA D) RPA	A) Total B) Taka C) PA D) RPA E) CDVAT	A) Total B) Taka C) PA D) RPA E) CDVAT	% of Allocation				
1	2	3	4	5	6	7	8	9	
104	1931-5015	Establishment of English Version Cantt. Public School and College under National Curriculum at Dhamalcot, Dhaka Cantonment.	2,499.00 2,499.00 0.00	1,370.50 1,370.50 0.00	1,370.50 1,370.50 0.00	100.00 % 100.00 % 0.00 %	42.62 % 42.62 % 0.00 %	2,499.00 0.00 100.00 % 0.00 %	100.00 %
1-Jul-13 to 30-Jun-16	Non-Donor Project		0.00	0.00	0.00	0.00 %			
				0.00	0.00	0.00 %	<b>Taka Release :</b> <b>% of Allocation :</b>	1,370.50 100.00 %	
105	1931-5014	Establishment of Cantt. Public School and College at Dhamalkote Area, Dhaka Cantonment.	2,475.00 2,475.00 0.00	1,064.75 1,064.75 0.00	1,064.75 1,064.75 0.00	100.00 % 100.00 % 0.00 %	55.00 % 55.00 % 0.00 %	2,034.50 0.00 82.20 % 0.00 %	100.00 %
1-Jul-13 to 30-Jun-16	Non-Donor Project		0.00	0.00	0.00	0.00 %			
				0.00	0.00	0.00 %	<b>Taka Release :</b> <b>% of Allocation :</b>	1,064.75 100.00 %	
106	1931-5016	Establishment of English Version Cantt. Public School and College under National Curriculum at Jessore Cantonment, Jessore.	1,998.00 1,998.00 0.00	1,288.00 1,288.00 0.00	1,288.00 1,288.00 0.00	100.00 % 100.00 % 0.00 %	40.00 % 40.00 % 0.00 %	1,978.94 0.00 99.05 % 0.00 %	98.00 %
1-Jan-14 to 30-Jun-16	Non-Donor Project		0.00	0.00	0.00	0.00 %			
				0.00	0.00	0.00 %	<b>Taka Release :</b> <b>% of Allocation :</b>	1,288.00 100.00 %	

## Project-wise Implementation Status of the project under Ministry of Defence

Reporting Period: July 2015 To June 2016

RADP:2015-16

(Taka in Lakh)

SI No.	Ministry/Division Name Agency Name Project Code and Name		Project Cost	Target and Progress			Cumulative Progress upto Reporting Period		
				Financial		Physical (% of Total Project) A) Target B) Progress	Fin. Total PA (% of Projects Cost)	Physical Progress in %	
				Allocation	Expenditure				
Implementation Period	Development Partner	A) Total B) Taka C) PA D) RPA	A) Total B) Taka C) PA D) RPA E) CDVAT	A) Total B) Taka C) PA D) RPA E) CDVAT	% of Allocation				
1	2	3	4	5	6	7	8	9	
107	1931-5017	Establishment of English version cantt. Public School & college under National Curriculum at Comilla Cantt, Comilla.	1,991.95 1,991.95 0.00	1,000.00 1,000.00 0.00	1,000.00 1,000.00 0.00	100.00 % 100.00 % 0.00 %	50.20 % 50.20 % 0.00 %	1,100.00 0.00 55.22 % 0.00 %	58.00 %
1-Jan-15 to 30-Jun-17	Non-Donor Project		0.00	0.00	0.00	0.00 %			
				0.00	0.00	0.00 %	<b>Taka Release :</b> <b>% of Allocation :</b>	1,000.00 100.00 %	
108	1931-5018	Establishment of English Version Cantt. Public School & College under National Curriculum at Sheed Salauddin Cantt. Gatail, Tangail.	1,022.00 1,022.00 0.00	500.00 500.00 0.00	500.00 500.00 0.00	100.00 % 100.00 % 0.00 %	49.00 % 49.00 % 0.00 %	500.00 0.00 48.92 % 0.00 %	55.00 %
1-Jan-15 to 30-Jun-17	Non-Donor Project		0.00	0.00	0.00	0.00 %			
				0.00	0.00	0.00 %	<b>Taka Release :</b> <b>% of Allocation :</b>	500.00 100.00 %	
109	1931-5019	Construction of Corps of Military Police Centre and School at Savar Cantonment.	8,856.02 8,856.02 0.00	5,400.00 5,400.00 0.00	5,400.00 5,400.00 0.00	100.00 % 100.00 % 0.00 %	61.00 % 61.00 % 0.00 %	5,400.00 0.00 60.98 % 0.00 %	61.00 %
1-Mar-15 to 30-Jun-18	Non-Donor Project		0.00	0.00	0.00	0.00 %			
				0.00	0.00	0.00 %	<b>Taka Release :</b> <b>% of Allocation :</b>	5,400.00 100.00 %	

## Project-wise Implementation Status of the project under Ministry of Defence

Reporting Period: July 2015 To June 2016

RADP:2015-16

(Taka in Lakh)

SI No.	Ministry/Division Name Agency Name Project Code and Name		Project Cost	Target and Progress			Cumulative Progress upto Reporting Period		
				Financial		Physical (% of Total Project) A) Target B) Progress	Fin. Total PA (% of Projects Cost)	Physical Progress in %	
				Allocation	Expenditure				
Implementation Period	Development Partner	A) Total B) Taka C) PA D) RPA	A) Total B) Taka C) PA D) RPA E) CDVAT	A) Total B) Taka C) PA D) RPA E) CDVAT	% of Allocation				
1	2	3	4	5	6	7	8	9	
110	1931-5001	Establishment of Academic Building (5 Storey with 8 Storied Foundation) for Dockyard & Engineering Works High School, Narayangonj.	1,856.31 1,856.31 0.00 0.00	150.00 150.00 0.00 0.00	150.00 150.00 0.00 0.00	100.00 % 100.00 % 0.00 % 0.00 %	13.00 % 13.00 % 0.00 % 0.00 %	150.00 0.00 8.08 % 0.00 %	13.00 %
1-Jul-15	to 30-Jun-18	Non-Donor Project	0.00	0.00	0.00	0.00 %			
				0.00	0.00	0.00 %	<b>Taka Release :</b>	150.00	
							<b>% of Allocation :</b>	100.00 %	
111	1931-5000	Establishment of 99 Composite Bridge for Security and Technical Support of Padma Multipurpose Bridge Project.	98,730.00 98,730.00 0.00 0.00	11,825.00 11,825.00 0.00 0.00	11,825.00 11,825.00 0.00 0.00	100.00 % 100.00 % 0.00 % 0.00 %	12.00 % 12.00 % 0.00 % 0.00 %	11,825.00 0.00 11.98 % 0.00 %	12.00 %
1-Jul-15	to 30-Jun-19	Non-Donor Project	0.00	0.00	0.00	0.00 %			
				0.00	0.00	0.00 %	<b>Taka Release :</b>	11,825.00	
							<b>% of Allocation :</b>	100.00 %	
<b>Executing Agency Total</b>			120,928.28 120,928.28 0.00 0.00	23,536.25 23,536.25 0.00 0.00	23,536.25 23,536.25 0.00 0.00	100.00 % 100.00 % 0.00 % 0.00 %	<b>Taka Release :</b>	23,536.25	
							<b>% of Allocation :</b>	100.00 %	

**Bangladesh Navy**

## Project-wise Implementation Status of the project under Ministry of Defence

Reporting Period: July 2015 To June 2016

RADP:2015-16

(Taka in Lakh)

SI No.	Ministry/Division Name Agency Name Project Code and Name		Project Cost	Target and Progress			Cumulative Progress upto Reporting Period		
				Allocation	Financial		Physical (% of Total Project) A) Target B) Progress	Fin. Total PA (% of Projects Cost)	Physical Progress in %
					A) Total B) Taka C) PA D) RPA E) CDVAT	A) Total B) Taka C) PA D) RPA E) CDVAT			
1	2	3	4	5	6	7	8	9	
112	1933-5011	Construction of BNA Bangabandhu Complex, Patenga, Chittagong.	17,050.00 17,050.00 0.00 0.00	3,577.00 3,577.00 0.00 0.00	3,577.00 3,577.00 0.00 0.00	100.00 % 100.00 % 0.00 % 0.00 %	20.97 % 20.97 % 0.00 % 0.00 %	9,677.00 0.00 56.76 % 0.00 %	57.00 %
1-Aug-13 to 31-Dec-17	Non-Donor Project		0.00	0.00	0.00	0.00 %			
							Taka Release : % of Allocation :	3,577.00 100.00 %	
<b>Executing Agency Total</b>			17,050.00 17,050.00 0.00 0.00	3,577.00 3,577.00 0.00 0.00	3,577.00 3,577.00 0.00 0.00	100.00 % 100.00 % 0.00 % 0.00 %		Taka Release : % of Allocation :	3,577.00 100.00 %
<b>Bangladesh Air Force</b>									
113	1934-5015	Construction of BAF Bangabandhu Complex, Jessore.	17,202.00 17,202.00 0.00 0.00	3,850.00 3,850.00 0.00 0.00	3,850.00 3,850.00 0.00 0.00	100.00 % 100.00 % 0.00 % 0.00 %	20.00 % 20.00 % 0.00 % 0.00 %	9,950.00 0.00 57.84 % 0.00 %	57.84 %
1-Jul-13 to 30-Jun-17	Non-Donor Project		0.00	0.00	0.00	0.00 %			
							Taka Release : % of Allocation :	3,850.00 100.00 %	



## Project-wise Implementation Status of the project under Ministry of Defence

Reporting Period: July 2015 To June 2016

RADP:2015-16

(Taka in Lakh)

SI No.	Ministry/Division Name Agency Name Project Code and Name		Project Cost	Target and Progress			Cumulative Progress upto Reporting Period	
				Financial		Physical (% of Total Project) A) Target B) Progress	Fin. Total PA (% of Projects Cost)	Physical Progress in %
				Allocation	Expenditure			
Implementation Period	Development Partner	A) Total B) Taka C) PA D) RPA	A) Total B) Taka C) PA D) RPA E) CDVAT	A) Total B) Taka C) PA D) RPA E) CDVAT	% of Allocation			
1	2	3	4	5	6	7	8	9

<b>Executing Agency Total</b>	17,202.00	3,850.00	3,850.00	100.00 %	<b>Taka Release :</b>	3,850.00
	17,202.00	3,850.00	3,850.00	100.00 %	<b>% of Allocation :</b>	<b>100.00 %</b>
	0.00	0.00	0.00	0.00 %		
	0.00	0.00	0.00	0.00 %		

**Inter Services Departments**

114	1935-5000	Expansion of Physical Facilities of the Defence Services Command and Staff College (DSCSC) at Mirpur Cantt.	16,157.00	4,030.00	4,030.00	100.00 %	7.00 %	13,819.00	80.00 %
			16,157.00	4,030.00	4,030.00	100.00 %	7.00 %	0.00	
			0.00	0.00	0.00	0.00 %		85.53 %	
			0.00	0.00	0.00	0.00 %		0.00 %	
1-Jan-09 to 30-Jun-17	Non-Donor Project		0.00	0.00	0.00	0.00 %			
				0.00	0.00	0.00 %			
							<b>Taka Release :</b>	4,030.00	
							<b>% of Allocation :</b>	100.00 %	
115	1935-5014	Modernization of Military Farm.	8,364.12	1,381.00	1,357.53	98.30 %	16.51 %	4,950.69	75.00 %
			8,364.12	1,381.00	1,357.53	98.30 %	16.51 %	0.00	
			0.00	0.00	0.00	0.00 %		59.19 %	
			0.00	0.00	0.00	0.00 %		0.00 %	
1-Jul-13 to 30-Jun-16	Non-Donor Project		0.00	0.00	0.00	0.00 %			
				0.00	0.00	0.00 %			
							<b>Taka Release :</b>	1,381.00	
							<b>% of Allocation :</b>	100.00 %	

## Project-wise Implementation Status of the project under Ministry of Defence

Reporting Period: July 2015 To June 2016

RADP:2015-16

(Taka in Lakh)

SI No.	Ministry/Division Name Agency Name Project Code and Name		Project Cost	Target and Progress			Cumulative Progress upto Reporting Period		
				Financial		Physical (% of Total Project) A) Target B) Progress	Fin. Total PA (% of Projects Cost)	Physical Progress in %	
	Allocation	Expenditure							
	Implementation Period	Development Partner	A) Total B) Taka C) PA D) RPA	A) Total B) Taka C) PA D) RPA E) CDVAT	A) Total B) Taka C) PA D) RPA E) CDVAT	% of Allocation			
	1	2	3	4	5	6	7	8	9

<b>Executing Agency Total</b>	24,521.12	5,411.00	5,387.53	99.57 %	<b>Taka Release :</b> 5,411.00 <b>% of Allocation :</b> 100.00 %
	24,521.12	5,411.00	5,387.53	99.57 %	
	0.00	0.00	0.00	0.00 %	
	0.00	0.00	0.00	0.00 %	
		0.00	0.00	0.00 %	
<b>Ministry Total</b>	217,004.75	42,661.25	40,963.15	96.02 %	<b>Taka Release :</b> 41,740.69 <b>% of Allocation :</b> 99.91 %
	216,122.75	41,779.25	40,781.15	97.61 %	
	882.00	882.00	182.00	20.63 %	
	0.00	0.00	0.00	0.00 %	
		195.00	53.44	27.41 %	

## Project-wise Implementation Status of the project under Law and Justice Division

Reporting Period: July 2015 To June 2016

RADP:2015-16

(Taka in Lakh)

SI No.	Ministry/Division Name Agency Name Project Code and Name		Project Cost	Target and Progress			Cumulative Progress upto Reporting Period	
				Financial		Physical (% of Total Project) A) Target B) Progress	Fin. Total PA (% of Projects Cost)	Physical Progress in %
				Allocation	Expenditure			
Implementation Period	Development Partner	A) Total B) Taka C) PA D) RPA	A) Total B) Taka C) PA D) RPA E) CDVAT	A) Total B) Taka C) PA D) RPA E) CDVAT	% of Allocation			
1	2	3	4	5	6	7	8	9

## Law and Justice Division

## Ministry's Own

116	2101-5020	Construction of Chief Judicial Magistrate Court Buildings at 64 Districts of Bangladesh (1st phase).	87,037.30 87,037.30 0.00 0.00	25,000.00 25,000.00 0.00 0.00	16,502.00 16,502.00 0.00 0.00	66.01 % 66.01 % 0.00 % 0.00 %	28.00 % 19.00 % 83.79 % 0.00 %	72,928.00 0.00 83.79 % 0.00 %	70.00 %
1-Feb-09 to 30-Jun-18	Non-Donor Project							Taka Release : 16,502.00 % of Allocation : 66.01 %	
117	2101-5026	Vertical Extension of District Judge Court Building with Ancillary Facilities in 28 Districts.	14,991.00 14,991.00 0.00 0.00	5,000.00 5,000.00 0.00 0.00	4,990.00 4,990.00 0.00 0.00	99.80 % 99.80 % 0.00 % 0.00 %	36.00 % 36.00 % 56.63 % 0.00 %	8,490.00 0.00 56.63 % 0.00 %	60.00 %
1-Feb-13 to 31-Dec-16	Non-Donor Project							Taka Release : 5,000.00 % of Allocation : 100.00 %	
118	2101-5018	Justice Sector Facility Project.	5,733.00 38.00 5,695.00 0.00	1,236.00 2.00 1,234.00 0.00	1,234.00 0.00 1,234.00 0.00	99.84 % 0.00 % 100.00 % 0.00 %	21.00 % 21.00 % 71.60 % 71.69 %	4,105.00 4,083.00 71.60 % 71.69 %	75.00 %
1-Jul-12 to 31-Dec-15	DFID, UNDP							Taka Release : 0.00 % of Allocation : 0.00 %	

## Project-wise Implementation Status of the project under Law and Justice Division

Reporting Period: July 2015 To June 2016

RADP:2015-16

(Taka in Lakh)

SI No.	Ministry/Division Name Agency Name Project Code and Name		Project Cost	Target and Progress			Cumulative Progress upto Reporting Period		
				Allocation	Financial		Physical (% of Total Project) A) Target B) Progress	Fin. Total PA (% of Projects Cost)	Physical Progress in %
					A) Total B) Taka C) PA D) RPA E) CDVAT	A) Total B) Taka C) PA D) RPA E) CDVAT			
1	2	3	4	5	6	7	8	9	
119	2101-5023	Justice Reform and Corruption Prevention Project.	2,685.00 110.00 2,575.00	923.00 3.00 920.00	920.56 0.56 920.00	99.74 % 18.67 % 100.00 %	34.00 % 34.00 %	2,681.56 2,576.00 99.87 % 100.04 %	99.00 %
1-Jul-13	to 30-Jun-16	Germany	0.00	0.00	0.00	0.00 %			
				0.00	0.00	0.00 %		Taka Release : 0.75 % of Allocation : 25.00 %	
<b>Executing Agency Total</b>			110,446.30 102,176.30 8,270.00 0.00	32,159.00 30,005.00 2,154.00 0.00	23,646.56 21,492.56 2,154.00 0.00 0.00	73.53 % 71.63 % 100.00 % 0.00 % 0.00 %		Taka Release : 21,502.75 % of Allocation : 71.66 %	
<b>Autonomous Bodies &amp; Other Institutions</b>									
120	2105-5010	Support to the Improvisation of Government Legal Aid Services	1,454.00 1,454.00 0.00	1,454.00 1,454.00 0.00	398.42 398.42 0.00	27.40 % 27.40 % 0.00 %	60.00 % 60.00 %	398.42 0.00 27.40 % 0.00 %	60.00 %
1-Jul-15	to 30-Jun-16	Non-Donor Project	0.00	0.00	0.00	0.00 %			
				0.00	0.00	0.00 %		Taka Release : 630.00 % of Allocation : 43.33 %	

## Project-wise Implementation Status of the project under Law and Justice Division

Reporting Period: July 2015 To June 2016

RADP:2015-16

(Taka in Lakh)

SI No.	Ministry/Division Name Agency Name Project Code and Name		Project Cost	Target and Progress			Cumulative Progress upto Reporting Period		
				Allocation	Financial		Physical (% of Total Project) A) Target B) Progress	Fin. Total PA (% of Projects Cost)	Physical Progress in %
					Expenditure				
Implementation Period	Development Partner	A) Total B) Taka C) PA D) RPA	A) Total B) Taka C) PA D) RPA E) CDVAT	A) Total B) Taka C) PA D) RPA E) CDVAT	% of Allocation				
1	2	3	4	5	6	7	8	9	

<b>Executing Agency Total</b>	1,454.00	1,454.00	398.42	27.40 %	<b>Taka Release :</b>	630.00
	1,454.00	1,454.00	398.42	27.40 %	<b>% of Allocation :</b>	43.33 %
	0.00	0.00	0.00	0.00 %		
	0.00	0.00	0.00	0.00 %		
		0.00	0.00	0.00 %		
<b>Ministry Total</b>	111,900.30	33,613.00	24,044.98	71.53 %	<b>Taka Release :</b>	22,132.75
	103,630.30	31,459.00	21,890.98	69.59 %	<b>% of Allocation :</b>	70.35 %
	8,270.00	2,154.00	2,154.00	100.00 %		
	0.00	0.00	0.00	0.00 %		
		0.00	0.00	0.00 %		

## Project-wise Implementation Status of the project under Ministry of Home Affairs

Reporting Period: July 2015 To June 2016

RADP:2015-16

(Taka in Lakh)

SI No.	Ministry/Division Name Agency Name Project Code and Name		Project Cost	Target and Progress			Cumulative Progress upto Reporting Period		
				Financial		Physical (% of Total Project) A) Target B) Progress	Fin. Total PA (% of Projects Cost)	Physical Progress in %	
	Allocation	Expenditure							
	Implementation Period	Development Partner	A) Total B) Taka C) PA D) RPA	A) Total B) Taka C) PA D) RPA E) CDVAT	A) Total B) Taka C) PA D) RPA E) CDVAT	% of Allocation			
	1	2	3	4	5	6	7	8	9

**Ministry of Home Affairs**  
**Ministry's Own**

121	2201-5041	Anti Trafficking Mechanism and Monitoring Project.	500.00 0.00 500.00 0.00	100.00 0.00 100.00 0.00	100.00 0.00 100.00 0.00	100.00 % 0.00 % 100.00 % 0.00 %	20.00 % 20.00 % 75.07 % 75.07 %	375.37 375.37 75.07 % 75.07 %	80.00 %
1-Jan-12	to 31-Dec-16	UNICEF						<b>Taka Release :</b> <b>% of Allocation :</b>	0.00 0.00 %
122	2201-5011	Protection and Enforcement of Women Rights.	1,515.00 0.00 1,515.00 0.00	293.00 0.00 293.00 0.00	293.00 0.00 293.00 0.00	100.00 % 0.00 % 100.00 % 0.00 %	12.00 % 12.00 % 62.24 % 62.24 %	943.00 943.00 62.24 % 62.24 %	60.00 %
1-Mar-13	to 31-Dec-16	UNFPA						<b>Taka Release :</b> <b>% of Allocation :</b>	0.00 0.00 %
123	2201-5012	Construction of own office building of NTMC.	2,318.00 2,318.00 0.00 0.00	1,056.00 1,056.00 0.00 0.00	1,056.00 1,056.00 0.00 0.00	100.00 % 100.00 % 0.00 % 0.00 %	45.00 % 45.00 % 45.56 % 0.00 %	1,056.00 0.00 45.56 % 0.00 %	45.00 %
1-Jul-15	to 30-Jun-17	Non-Donor Project						<b>Taka Release :</b> <b>% of Allocation :</b>	1,056.00 100.00 %

## Project-wise Implementation Status of the project under Ministry of Home Affairs

Reporting Period: July 2015 To June 2016

RADP:2015-16

(Taka in Lakh)

SI No.	Ministry/Division Name Agency Name Project Code and Name		Project Cost	Target and Progress			Cumulative Progress upto Reporting Period	
				Financial		Physical (% of Total Project) A) Target B) Progress	Fin. Total PA (% of Projects Cost)	Physical Progress in %
				Allocation	Expenditure			
Implementation Period	Development Partner	A) Total B) Taka C) PA D) RPA	A) Total B) Taka C) PA D) RPA E) CDVAT	A) Total B) Taka C) PA D) RPA E) CDVAT	% of Allocation			
1	2	3	4	5	6	7	8	9

<b>Executing Agency Total</b>	4,333.00	1,449.00	1,449.00	100.00 %	<b>Taka Release :</b>	1,056.00
	2,318.00	1,056.00	1,056.00	100.00 %	<b>% of Allocation :</b>	<b>100.00 %</b>
	2,015.00	393.00	393.00	100.00 %		
	0.00	0.00	0.00	0.00 %		
		0.00	0.00	0.00 %		

**Bangladesh Police Directorate**

124	2211-5060	Construction of 7 Rab Complex.	45,922.97	7,500.00	7,500.00	100.00 %	16.00 %	26,173.80	59.00 %
			45,922.97	7,500.00	7,500.00	100.00 %	16.00 %	0.00	
			0.00	0.00	0.00	0.00 %		57.00 %	
			0.00	0.00	0.00	0.00 %		0.00 %	

1-Jan-10 to 31-Dec-16	Non-Donor Project		0.00	0.00	0.00	0.00 %			
				0.00	0.00	0.00 %			
							<b>Taka Release :</b>	7,500.00	
							<b>% of Allocation :</b>	100.00 %	

125	2211-5070	Construction of 50 highway polish post of polosh division in different places of Bangladesh	5,714.34	323.00	291.70	90.31 %	5.00 %	3,568.77	63.00 %
			5,714.34	323.00	291.70	90.31 %	4.00 %	0.00	
			0.00	0.00	0.00	0.00 %		62.45 %	
			0.00	0.00	0.00	0.00 %		0.00 %	

1-Jan-10 to 30-Jun-17	Non-Donor Project		0.00	0.00	0.00	0.00 %			
				0.00	0.00	0.00 %			
							<b>Taka Release :</b>	323.00	
							<b>% of Allocation :</b>	100.00 %	

## Project-wise Implementation Status of the project under Ministry of Home Affairs

Reporting Period: July 2015 To June 2016

RADP:2015-16

(Taka in Lakh)

SI No.	Ministry/Division Name Agency Name Project Code and Name		Project Cost	Target and Progress			Cumulative Progress upto Reporting Period		
				Financial		Physical (% of Total Project) A) Target B) Progress	Fin. Total PA (% of Projects Cost)	Physical Progress in %	
				Allocation	Expenditure				
Implementation Period	Development Partner	A) Total B) Taka C) PA D) RPA	A) Total B) Taka C) PA D) RPA E) CDVAT	A) Total B) Taka C) PA D) RPA E) CDVAT	% of Allocation				
1	2	3	4	5	6	7	8	9	
126	2211-5050	Construction of 60 Investigation Centre Type Plan in the various places of Police Department.	17,445.70 17,445.70 0.00	3,000.00 3,000.00 0.00	2,999.00 2,999.00 0.00	99.97 % 99.97 % 0.00 %	7.00 % 6.00 % 0.00 %	12,046.91 0.00 69.05 % 0.00 %	96.00 %
1-Jul-09 to 30-Jun-17	Non-Donor Project		0.00	0.00	0.00	0.00 %			
				0.00	0.00	0.00 %	<b>Taka Release :</b>	3,000.00	
						0.00 %	<b>% of Allocation :</b>	100.00 %	
127	2211-5090	Police Reforms Project (2nd phase).	21,370.00 1,500.00 19,870.00 0.00	1,167.00 0.00 1,167.00 0.00	1,167.00 0.00 1,167.00 0.00	100.00 % 0.00 % 100.00 % 0.00 %	4.00 % 4.00 % 106.24 %	21,659.70 21,109.70 101.36 % 106.24 %	100.00 %
1-Jul-10 to 31-Dec-15	DFID, UNDP		0.00	0.00	0.00	0.00 %			
				0.00	0.00	0.00 %	<b>Taka Release :</b>	0.00	
						0.00 %	<b>% of Allocation :</b>	0.00 %	
128	2211-5013	Construction of 101 Dilapidated Thana Building Type Plan of the Police Department.	81,959.00 81,959.00 0.00	15,200.00 15,200.00 0.00	15,101.10 15,101.10 0.00	99.35 % 99.35 % 0.00 %	18.00 % 17.00 %	37,230.87 0.00 45.43 % 0.00 %	63.00 %
1-Jul-12 to 30-Jun-17	Non-Donor Project		0.00	0.00	0.00	0.00 %			
				0.00	0.00	0.00 %	<b>Taka Release :</b>	15,200.00	
						0.00 %	<b>% of Allocation :</b>	100.00 %	



## Project-wise Implementation Status of the project under Ministry of Home Affairs

Reporting Period: July 2015 To June 2016

RADP:2015-16

(Taka in Lakh)

SI No.	Ministry/Division Name Agency Name Project Code and Name		Project Cost	Target and Progress			Cumulative Progress upto Reporting Period		
				Financial		Physical (% of Total Project) A) Target B) Progress	Fin. Total PA (% of Projects Cost)	Physical Progress in %	
				Allocation	Expenditure				
Implementation Period	Development Partner	A) Total B) Taka C) PA D) RPA	A) Total B) Taka C) PA D) RPA E) CDVAT	A) Total B) Taka C) PA D) RPA E) CDVAT	% of Allocation				
1	2	3	4	5	6	7	8	9	
129	2211-5014	Construction 5 nos RAB Complex and One RAB Training School Complex.	30,662.00 30,662.00 0.00	1,200.00 1,200.00 0.00	1,200.00 1,200.00 0.00	100.00 % 100.00 % 0.00 %	4.00 % 3.00 % 0.00 %	1,839.37 0.00 6.00 % 0.00 %	5.80 %
1-Jan-13 to 30-Jun-17	Non-Donor Project		0.00	0.00	0.00	0.00 %			
			0.00	0.00	0.00	0.00 %	<b>Taka Release :</b> <b>% of Allocation :</b>	1,200.00 100.00 %	
130	2211-5015	The Project for Enhancing Cyber Crime Investigation Capability of Bangladesh Police.	2,832.00 432.00 2,400.00 0.00	14.00 14.00 0.00 0.00	14.00 14.00 0.00 0.00	100.00 % 100.00 % 0.00 % 0.00 %	0.00 % 0.00 % 0.00 % 0.00 %	2,846.00 0.00 100.49 % 0.00 %	100.00 %
1-Apr-13 to 30-Jun-16	Non-Donor Project		0.00	0.00	0.00	0.00 %			
			0.00	0.00	0.00	0.00 %	<b>Taka Release :</b> <b>% of Allocation :</b>	14.00 100.00 %	
131	2211-5005	Construction of 19 Arsenal in 19 units of the Police Department.	6,193.64 6,193.64 0.00 0.00	100.00 100.00 0.00 0.00	100.00 100.00 0.00 0.00	100.00 % 100.00 % 0.00 % 0.00 %	1.00 % 1.00 % 0.00 % 0.00 %	100.00 0.00 1.61 % 0.00 %	1.00 %
1-Jul-15 to 30-Jun-17	Non-Donor Project		0.00	0.00	0.00	0.00 %			
			0.00	0.00	0.00	0.00 %	<b>Taka Release :</b> <b>% of Allocation :</b>	100.00 100.00 %	

## Project-wise Implementation Status of the project under Ministry of Home Affairs

Reporting Period: July 2015 To June 2016

RADP:2015-16

(Taka in Lakh)

SI No.	Ministry/Division Name Agency Name Project Code and Name		Project Cost	Target and Progress			Cumulative Progress upto Reporting Period		
				Financial		Physical (% of Total Project) A) Target B) Progress	Fin. Total PA (% of Projects Cost)	Physical Progress in %	
				Allocation	Expenditure				
Implementation Period	Development Partner	A) Total B) Taka C) PA D) RPA	A) Total B) Taka C) PA D) RPA E) CDVAT	A) Total B) Taka C) PA D) RPA E) CDVAT	% of Allocation				
1	2	3	4	5	6	7	8	9	
132	2211-5004	Construction of Dhaka Special Branch Training School.	2,258.60	23.00	23.00	100.00 %	1.00 %	23.00	1.00%
			2,258.60	23.00	23.00	100.00 %	1.00 %	0.00	
			0.00	0.00	0.00	0.00 %		1.02 %	
			0.00	0.00	0.00	0.00 %		0.00 %	
1-Jan-15 to 30-Jun-18	Non-Donor Project		0.00	0.00	0.00	0.00 %			
				0.00	0.00	0.00 %			
							<b>Taka Release :</b>	23.00	
							<b>% of Allocation :</b>	100.00 %	
133	2211-5000	Construction of ASP office-cum-residence in 50 Circle of the police department (25 in 1st phase )	3,828.99	300.00	299.54	99.85 %	8.00 %	299.54	7.00%
			3,828.99	300.00	299.54	99.85 %	7.00 %	0.00	
			0.00	0.00	0.00	0.00 %		7.82 %	
			0.00	0.00	0.00	0.00 %		0.00 %	
1-Jan-15 to 30-Jun-18	Non-Donor Project		0.00	0.00	0.00	0.00 %			
				0.00	0.00	0.00 %			
							<b>Taka Release :</b>	300.00	
							<b>% of Allocation :</b>	100.00 %	
134	2211-5002	Upward Expansion of 7th -11 th floor of SB / CID Building	4,392.66	1.00	1.00	100.00 %	1.00 %	1.00	1.00%
			4,392.66	1.00	1.00	100.00 %	1.00 %	0.00	
			0.00	0.00	0.00	0.00 %		0.02 %	
			0.00	0.00	0.00	0.00 %		0.00 %	
1-Jan-15 to 30-Jun-17	Non-Donor Project		0.00	0.00	0.00	0.00 %			
				0.00	0.00	0.00 %			
							<b>Taka Release :</b>	1.00	
							<b>% of Allocation :</b>	100.00 %	

## Project-wise Implementation Status of the project under Ministry of Home Affairs

Reporting Period: July 2015 To June 2016

RADP:2015-16

(Taka in Lakh)

SI No.	Ministry/Division Name Agency Name Project Code and Name		Project Cost	Target and Progress			Cumulative Progress upto Reporting Period		
				Allocation	Financial		Physical (% of Total Project) A) Target B) Progress	Fin. Total PA (% of Projects Cost)	Physical Progress in %
					A) Total B) Taka C) PA D) RPA E) CDVAT	A) Total B) Taka C) PA D) RPA E) CDVAT			
1	2	3	4	5	6	7	8	9	
135	2211-5003	Construction of 12 barrack in different unit of Bangladesh Police	21,917.18 21,917.18 0.00 0.00	1.00 1.00 0.00 0.00	1.00 1.00 0.00 0.00	100.00 % 100.00 % 0.00 % 0.00 %	1.00 % 1.00 % 0.00 % 0.00 %	1.00 0.00 0.00 % 0.00 %	1.00 % 1.00 % 0.00 % 0.00 %
1-Jan-16 to 30-Jun-18	Non-Donor Project		0.00	0.00	0.00	0.00 %			
				0.00	0.00	0.00 %	Taka Release : 1.00		
				0.00	0.00	0.00 %	% of Allocation : 100.00 %		
136	2211-5001	Construction of 9 Police Superintendent office buildings (CID and PIB office)	7,473.64 7,473.64 0.00 0.00	1.00 1.00 0.00 0.00	1.00 1.00 0.00 0.00	100.00 % 100.00 % 0.00 % 0.00 %	1.00 % 1.00 % 0.00 % 0.00 %	1.00 0.00 0.01 % 0.00 %	1.00 % 1.00 % 0.00 % 0.00 %
1-Jan-16 to 30-Jun-18	Non-Donor Project		0.00	0.00	0.00	0.00 %			
				0.00	0.00	0.00 %	Taka Release : 1.00		
				0.00	0.00	0.00 %	% of Allocation : 100.00 %		
<b>Executing Agency Total</b>			251,970.72	28,830.00	28,698.34	99.54 %	Taka Release : 27,663.00		
			229,700.72	27,663.00	27,531.34	99.52 %	% of Allocation : 100.00 %		
			22,270.00	1,167.00	1,167.00	100.00 %			
			0.00	0.00	0.00	0.00 %			
				0.00	0.00	0.00 %			

**Boarder Guard Bangladesh**

## Project-wise Implementation Status of the project under Ministry of Home Affairs

Reporting Period: July 2015 To June 2016

RADP:2015-16

(Taka in Lakh)

SI No.	Ministry/Division Name Agency Name Project Code and Name		Project Cost	Target and Progress			Cumulative Progress upto Reporting Period		
				Financial		Physical (% of Total Project) A) Target B) Progress	Fin. Total PA (% of Projects Cost)	Physical Progress in %	
				Allocation	Expenditure				
Implementation Period	Development Partner	A) Total B) Taka C) PA D) RPA	A) Total B) Taka C) PA D) RPA E) CDVAT	A) Total B) Taka C) PA D) RPA E) CDVAT	% of Allocation				
1	2	3	4	5	6	7	8	9	
137	2231-5040	Establishment of 50 baded 3 BGB Hospital (Chuadanga, Takurgaon and Khagrachari)	21,337.21 21,337.21 0.00	2,314.00 2,314.00 0.00	2,313.64 2,313.64 0.00	99.98 % 99.98 % 0.00 %	10.00 % 9.00 % 0.00 %	20,788.59 0.00 97.43 % 0.00 %	98.00 %
1-Jan-09 to 31-Mar-16	Non-Donor Project		0.00	0.00	0.00	0.00 %			
				0.00	0.00	0.00 %		Taka Release : 2,314.00 % of Allocation : 100.00 %	
138	2231-5013	Boarder Management Equipment for BGB.	4,750.00 4,750.00 0.00	2,507.00 2,507.00 0.00	2,506.90 2,506.90 0.00	100.00 % 100.00 % 0.00 %	52.00 % 51.00 % 0.00 %	3,465.74 0.00 72.96 % 0.00 %	96.00 %
1-Jan-14 to 30-Jun-17	Non-Donor Project		0.00	0.00	0.00	0.00 %			
				0.00	0.00	0.00 %		Taka Release : 2,507.00 % of Allocation : 100.00 %	
139	2231-5014	Construction of 60 BOP of BGB Border Area.	8,354.69 8,354.69 0.00	4,834.00 4,834.00 0.00	4,832.18 4,832.18 0.00	99.96 % 99.96 % 0.00 %	57.00 % 56.00 % 0.00 %	4,832.18 0.00 57.84 % 0.00 %	56.00 %
1-Jan-15 to 30-Jun-17	Non-Donor Project		0.00	0.00	0.00	0.00 %			
				0.00	0.00	0.00 %		Taka Release : 4,834.00 % of Allocation : 100.00 %	

## Project-wise Implementation Status of the project under Ministry of Home Affairs

Reporting Period: July 2015 To June 2016

RADP:2015-16

(Taka in Lakh)

SI No.	Ministry/Division Name Agency Name Project Code and Name		Project Cost	Target and Progress			Cumulative Progress upto Reporting Period		
				Financial		Physical (% of Total Project) A) Target B) Progress	Fin. Total PA (% of Projects Cost)	Physical Progress in %	
				Allocation	Expenditure				
1	2	3	4	5	6	7	8	9	
	Implementation Period	Development Partner	A) Total B) Taka C) PA D) RPA	A) Total B) Taka C) PA D) RPA E) CDVAT	A) Total B) Taka C) PA D) RPA E) CDVAT	% of Allocation			
140	2231-5015 Construction of Two 15-storied residential building for JTC and other Ranks (ORS) of BGB		5,869.25 5,869.25 0.00 0.00	4,325.00 4,325.00 0.00 0.00	4,324.00 4,324.00 0.00 0.00	99.98 % 99.98 % 0.00 % 0.00 %	73.00 % 73.00 % 73.67 % 0.00 %	4,324.00 0.00 73.67 % 0.00 %	73.00 % 73.00 % 73.67 % 0.00 %
1-Jul-15	to 30-Jun-17	Non-Donor Project	0.00	0.00	0.00	0.00 %			
							<b>Taka Release :</b>	4,325.00	
							<b>% of Allocation :</b>	100.00 %	
<b>Executing Agency Total</b>			40,311.15 40,311.15 0.00 0.00	13,980.00 13,980.00 0.00 0.00	13,976.72 13,976.72 0.00 0.00	99.98 % 99.98 % 0.00 % 0.00 %		<b>Taka Release :</b> 13,980.00	
							<b>% of Allocation :</b>	100.00 %	
<b>Department of Ansars and Village Defence</b>									
141	2241-5011 Construction of Anser & VDP's Battelian Headquarter-cum-Complex (1st phase 15 Anser Battelian).		17,191.01 17,191.01 0.00 0.00	5,128.00 5,128.00 0.00 0.00	5,128.00 5,128.00 0.00 0.00	100.00 % 100.00 % 0.00 % 0.00 %	30.00 % 30.00 % 40.34 % 0.00 %	6,935.40 0.00 40.34 % 0.00 %	40.24 % 40.24 % 40.34 % 0.00 %
1-Jul-13	to 31-Dec-17	Non-Donor Project	0.00	0.00	0.00	0.00 %			
							<b>Taka Release :</b>	5,128.00	
							<b>% of Allocation :</b>	100.00 %	

## Project-wise Implementation Status of the project under Ministry of Home Affairs

Reporting Period: July 2015 To June 2016

RADP:2015-16

(Taka in Lakh)

SI No.	Ministry/Division Name Agency Name Project Code and Name		Project Cost	Target and Progress			Cumulative Progress upto Reporting Period	
				Financial		Physical (% of Total Project) A) Target B) Progress	Fin. Total PA (% of Projects Cost)	Physical Progress in %
				Allocation	Expenditure			
Implementation Period	Development Partner	A) Total B) Taka C) PA D) RPA	A) Total B) Taka C) PA D) RPA E) CDVAT	A) Total B) Taka C) PA D) RPA E) CDVAT	% of Allocation			
1	2	3	4	5	6	7	8	9

<b>Executing Agency Total</b>	17,191.01	5,128.00	5,128.00	100.00 %	<b>Taka Release :</b>	5,128.00
	17,191.01	5,128.00	5,128.00	100.00 %	<b>% of Allocation :</b>	<b>100.00 %</b>
	0.00	0.00	0.00	0.00 %		
	0.00	0.00	0.00	0.00 %		

**Department of Prisons**

142	2251-5020	Construction of Central Zail for Accused under judge at Keraniganj in Dhaka city	40,534.60 40,534.60 0.00 0.00	5,500.00 5,500.00 0.00 0.00	5,490.21 5,490.21 0.00 0.00	99.82 % 99.82 % 0.00 % 0.00 %	12.00 % 11.00 % 73.88 % 0.00 %	29,946.13 0.00 73.88 % 0.00 %	83.00 %
1-Jul-06	to 30-Jun-17	<b>Non-Donor Project</b>	0.00	0.00	0.00	0.00 %			
				0.00	0.00	0.00 %		<b>Taka Release :</b> 5,500.00	
					0.00	0.00 %		<b>% of Allocation :</b> 100.00 %	
143	2251-5030	Reconstruction of Dinajpur District Zail	8,471.66 8,471.66 0.00 0.00	712.00 712.00 0.00 0.00	676.50 676.50 0.00 0.00	95.01 % 95.01 % 0.00 % 0.00 %	6.00 % 6.00 % 96.43 % 0.00 %	8,169.02 0.00 96.43 % 0.00 %	100.00 %
1-Jul-09	to 30-Jun-16	<b>Non-Donor Project</b>	0.00	0.00	0.00	0.00 %			
				0.00	0.00	0.00 %		<b>Taka Release :</b> 712.00	
					0.00	0.00 %		<b>% of Allocation :</b> 100.00 %	

## Project-wise Implementation Status of the project under Ministry of Home Affairs

Reporting Period: July 2015 To June 2016

RADP:2015-16

(Taka in Lakh)

SI No.	Ministry/Division Name Agency Name Project Code and Name		Project Cost	Target and Progress			Cumulative Progress upto Reporting Period		
				Financial		Physical (% of Total Project) A) Target B) Progress	Fin. Total PA (% of Projects Cost)	Physical Progress in %	
				Allocation	Expenditure				
Implementation Period	Development Partner	A) Total B) Taka C) PA D) RPA	A) Total B) Taka C) PA D) RPA E) CDVAT	A) Total B) Taka C) PA D) RPA E) CDVAT	% of Allocation				
1	2	3	4	5	6	7	8	9	
144	2251-5310	Reconstruction of Barguna, Patuakhali, jhalakathi, Barisal and Madaripur jail under Rehabilitation program in the context of the damage jails by Cyclone.	2,636.82 2,636.82 0.00	285.00 285.00 0.00	283.00 283.00 0.00	99.30 % 99.30 % 0.00 %	10.00 % 9.00 % 0.00 %	2,361.53 0.00 89.56 % 0.00 %	90.00 %
1-Mar-11 to 30-Jun-17	Non-Donor Project		0.00	0.00	0.00	0.00 %			
				0.00	0.00	0.00 %		Taka Release : 285.00 % of Allocation : 100.00 %	
145	2251-5300	Construction of Infrastructure of 3 Districts Jail and Completion of Incomplete Work of 2 District Jail.	20,352.15 20,352.15 0.00	4,200.00 4,200.00 0.00	4,199.82 4,199.82 0.00	100.00 % 100.00 % 0.00 %	20.00 % 20.00 % 0.00 %	10,190.66 0.00 50.07 % 0.00 %	60.00 %
1-Jan-11 to 30-Jun-18	Non-Donor Project		0.00	0.00	0.00	0.00 %			
				0.00	0.00	0.00 %		Taka Release : 4,200.00 % of Allocation : 100.00 %	
146	2251-5040	Transfer of Khulna District Prison House.	14,448.45 14,448.45 0.00	505.00 505.00 0.00	504.87 504.87 0.00	99.97 % 99.97 % 0.00 %	3.00 % 2.00 % 0.00 %	3,545.51 0.00 24.54 % 0.00 %	27.00 %
1-Jul-11 to 30-Jun-17	Non-Donor Project		0.00	0.00	0.00	0.00 %			
				0.00	0.00	0.00 %		Taka Release : 505.00 % of Allocation : 100.00 %	

## Project-wise Implementation Status of the project under Ministry of Home Affairs

Reporting Period: July 2015 To June 2016

RADP:2015-16

(Taka in Lakh)

SI No.	Ministry/Division Name Agency Name Project Code and Name		Project Cost	Target and Progress			Cumulative Progress upto Reporting Period		
				Financial		Physical (% of Total Project) A) Target B) Progress	Fin. Total PA (% of Projects Cost)	Physical Progress in %	
				Allocation	Expenditure				
Implementation Period	Development Partner	A) Total B) Taka C) PA D) RPA	A) Total B) Taka C) PA D) RPA E) CDVAT	A) Total B) Taka C) PA D) RPA E) CDVAT	% of Allocation				
1	2	3	4	5	6	7	8	9	
147	2251-5011	Expansion and Modernization of Sylhet Central Jail.	19,772.72 19,772.72 0.00	3,028.00 3,028.00 0.00	3,012.95 3,012.95 0.00	99.50 % 99.50 % 0.00 %	15.00 % 14.00 % 0.00 %	16,087.95 0.00 81.36 % 0.00 %	85.00 %
1-Jan-12 to 30-Jun-17	Non-Donor Project		0.00	0.00	0.00	0.00 %			
			0.00	0.00	0.00	0.00 %		Taka Release : 3,028.00 % of Allocation : 100.00 %	
148	2251-5012	Improvement of the Real Situation of Overcrowding of Prisons in Bangladesh.	26,064.85 750.00 25,314.85	5,109.00 0.00 5,109.00	5,109.00 0.00 5,109.00	100.00 % 0.00 % 100.00 %	19.00 % 19.00 %	10,927.00 10,927.00 41.92 % 43.16 %	75.00 %
1-Jul-12 to 30-Jun-18	GIZ		0.00	0.00	0.00	0.00 %			
			0.00	0.00	0.00	0.00 %		Taka Release : 0.00 % of Allocation : 0.00 %	
149	2251-5000	Construction of Prison Training Academy, Rajshahi.	7,342.36 7,342.36 0.00	5.00 5.00 0.00	4.18 4.18 0.00	83.60 % 83.60 % 0.00 %	1.00 % 1.00 %	4.18 0.00 0.06 % 0.00 %	1.00 %
1-Jul-15 to 30-Jun-18	Non-Donor Project		0.00	0.00	0.00	0.00 %			
			0.00	0.00	0.00	0.00 %		Taka Release : 5.00 % of Allocation : 100.00 %	



## Project-wise Implementation Status of the project under Ministry of Home Affairs

Reporting Period: July 2015 To June 2016

RADP:2015-16

(Taka in Lakh)

SI No.	Ministry/Division Name Agency Name Project Code and Name		Project Cost	Target and Progress			Cumulative Progress upto Reporting Period		
				Financial		Physical (% of Total Project) A) Target B) Progress	Fin. Total PA (% of Projects Cost)	Physical Progress in %	
				Allocation	Expenditure				
1	2	3	4	5	6	7	8	9	
150	2251-5007	Modernization and Expansion of Mymensingh Central Prisoner	12,712.89 12,712.89 0.00	1.00 1.00 0.00	0.00 0.00 0.00	0.00 % 0.00 % 0.00 %	1.00 % 1.00 % 0.00 %	0.00 0.00 0.00 %	1.00 % 0.00 % 0.00 %
1-Jul-15	to 30-Jun-18	Non-Donor Project	0.00	0.00	0.00	0.00 %			
				0.00	0.00	0.00 %	Taka Release : % of Allocation :	0.00 0.00 %	
<b>Executing Agency Total</b>			152,336.50 127,021.65 25,314.85 0.00	19,345.00 14,236.00 5,109.00 0.00	19,280.53 14,171.53 5,109.00 0.00	99.67 % 99.55 % 100.00 % 0.00 %		Taka Release : % of Allocation :	14,235.00 99.99 %
<b>Department of Fire Service and Civil Defence</b>									
151	2261-5840	Establishment 76 Fire service and Civil Defence Stations at improtant upazilla Headquarters	28,171.97 28,171.97 0.00	340.00 340.00 0.00	340.00 340.00 0.00	100.00 % 100.00 % 0.00 %	1.00 % 1.00 % 0.00 %	25,843.24 0.00 91.73 %	95.00 % 0.00 % 0.00 %
1-Jul-98	to 30-Jun-16	Non-Donor Project	0.00	0.00	0.00	0.00 %			
				0.00	0.00	0.00 %	Taka Release : % of Allocation :	340.00 100.00 %	

## Project-wise Implementation Status of the project under Ministry of Home Affairs

Reporting Period: July 2015 To June 2016

RADP:2015-16

(Taka in Lakh)

SI No.	Ministry/Division Name Agency Name Project Code and Name		Project Cost	Target and Progress			Cumulative Progress upto Reporting Period		
				Financial		Physical (% of Total Project) A) Target B) Progress	Fin. Total PA (% of Projects Cost)	Physical Progress in %	
				Allocation	Expenditure				
Implementation Period	Development Partner	A) Total B) Taka C) PA D) RPA	A) Total B) Taka C) PA D) RPA E) CDVAT	A) Total B) Taka C) PA D) RPA E) CDVAT	% of Allocation				
1	2	3	4	5	6	7	8	9	
152	2261-5870	Establishment of Fire Services & Civil Defence Stations at 78 important upazilla HQs/places of the Country.	27,711.56 27,711.56 0.00	3,000.00 3,000.00 0.00	2,999.98 2,999.98 0.00	100.00 % 100.00 % 0.00 %	11.00 % 10.00 % 0.00 %	17,266.52 0.00 62.31 % 0.00 %	91.00 %
1-Jul-06 to 30-Jun-17	Non-Donor Project		0.00	0.00	0.00	0.00 %			
				0.00	0.00	0.00 %	<b>Taka Release :</b> <b>% of Allocation :</b>	3,000.00 100.00 %	
153	2261-5441	Establishment of Fire Service and Sevil Defence Stations at Important 25 Upazilla Sadar/Places of the Country.	16,117.18 16,117.18 0.00	2,000.00 2,000.00 0.00	2,000.00 2,000.00 0.00	100.00 % 100.00 % 0.00 %	12.00 % 12.00 % 0.00 %	7,147.89 0.00 44.35 % 0.00 %	47.00 %
1-Jan-11 to 31-Dec-16	Non-Donor Project		0.00	0.00	0.00	0.00 %			
				0.00	0.00	0.00 %	<b>Taka Release :</b> <b>% of Allocation :</b>	2,000.00 100.00 %	
154	2261-5010	Establishment of 156 Fire Service and Civil Defence Sations at Important Upazilla Head Quarters/Places of the Country.	88,878.00 88,878.00 0.00	5,000.00 5,000.00 0.00	5,000.00 5,000.00 0.00	100.00 % 100.00 % 0.00 %	6.00 % 5.00 % 0.00 %	9,974.97 0.00 11.22 % 0.00 %	22.00 %
1-Jul-12 to 30-Jun-17	Non-Donor Project		0.00	0.00	0.00	0.00 %			
				0.00	0.00	0.00 %	<b>Taka Release :</b> <b>% of Allocation :</b>	5,000.00 100.00 %	

## Project-wise Implementation Status of the project under Ministry of Home Affairs

Reporting Period: July 2015 To June 2016

RADP:2015-16

(Taka in Lakh)

SI No.	Ministry/Division Name Agency Name Project Code and Name		Project Cost	Target and Progress			Cumulative Progress upto Reporting Period		
				Financial		Physical (% of Total Project) A) Target B) Progress	Fin. Total PA (% of Projects Cost)	Physical Progress in %	
				Allocation	Expenditure				
Implementation Period	Development Partner	A) Total B) Taka C) PA D) RPA	A) Total B) Taka C) PA D) RPA E) CDVAT	A) Total B) Taka C) PA D) RPA E) CDVAT	% of Allocation				
1	2	3	4	5	6	7	8	9	
155	2261-5011	Establishment of a 20 Beded Burn Unit Hospital at Department of Fire Services and Civil Defence.	2,388.16 2,388.16 0.00	771.00 771.00 0.00	770.42 770.42 0.00	99.92 % 99.92 % 0.00 %	32.00 % 30.00 % 0.00 %	1,756.80 0.00 73.56 % 0.00 %	86.00 %
1-Jan-12 to 30-Jun-17	Non-Donor Project		0.00	0.00	0.00	0.00 %			
				0.00	0.00	0.00 %	<b>Taka Release :</b> <b>% of Allocation :</b>	771.00 100.00 %	
156	2261-5012	Extension of Ambulance Services of Department of Fire Service and Civil Defence .	3,482.00 3,482.00 0.00	1,102.00 1,102.00 0.00	1,099.91 1,099.91 0.00	99.81 % 99.81 % 0.00 %	31.00 % 30.00 % 0.00 %	1,528.92 0.00 43.91 % 0.00 %	42.00 %
1-Jan-14 to 30-Jun-17	Non-Donor Project		0.00	0.00	0.00	0.00 %			
				0.00	0.00	0.00 %	<b>Taka Release :</b> <b>% of Allocation :</b>	1,102.00 100.00 %	
157	2261-5013	Procurement of 40 feet Air Breathing Gas Fired Fire Fighting Training Gallery and shortage of Fire Fighting & Rescue Equipment.	5,435.00 5,435.00 0.00	2,170.00 2,170.00 0.00	2,158.58 2,158.58 0.00	99.47 % 99.47 % 0.00 %	39.00 % 38.00 % 0.00 %	2,159.58 0.00 39.73 % 0.00 %	38.02 %
1-Jul-14 to 30-Jun-17	Non-Donor Project		0.00	0.00	0.00	0.00 %			
				0.00	0.00	0.00 %	<b>Taka Release :</b> <b>% of Allocation :</b>	2,170.00 100.00 %	

## Project-wise Implementation Status of the project under Ministry of Home Affairs

Reporting Period: July 2015 To June 2016

RADP:2015-16

(Taka in Lakh)

SI No.	Ministry/Division Name Agency Name Project Code and Name		Project Cost	Target and Progress			Cumulative Progress upto Reporting Period		
				Allocation	Financial		Physical (% of Total Project) A) Target B) Progress	Fin. Total PA (% of Projects Cost)	Physical Progress in %
					A) Total B) Taka C) PA D) RPA E) CDVAT	A) Total B) Taka C) PA D) RPA E) CDVAT			
1	2	3	4	5	6	7	8	9	
158	2261-5014	Modernization of Fire Service & Civil Defence.	19,877.00 19,877.00 0.00	4,427.00 4,427.00 0.00	4,412.65 4,412.65 0.00	99.68 % 99.68 % 0.00 %	22.00 % 21.00 % 0.00 %	4,413.65 0.00 22.20 % 0.00 %	21.02 %
1-Jul-14	to 30-Jun-17	Non-Donor Project	0.00	0.00	0.00	0.00 %			
				0.00	0.00	0.00 %		Taka Release : 4,427.00 % of Allocation : 100.00 %	
<b>Executing Agency Total</b>			192,060.87 192,060.87 0.00 0.00	18,810.00 18,810.00 0.00 0.00	18,781.54 18,781.54 0.00 0.00	99.85 % 99.85 % 0.00 % 0.00 %		Taka Release : 18,810.00 % of Allocation : 100.00 %	
<b>Coast Guard</b>									
159	2271-5012	Purchase of sea Going Vessels and Construction of Other Infrastructures for Coast Guard Bangladesh	44,249.59 44,249.59 0.00	14,961.00 14,961.00 0.00	14,960.29 14,960.29 0.00	100.00 % 100.00 % 0.00 %	33.00 % 32.00 % 0.00 %	21,743.29 0.00 49.14 % 0.00 %	48.38 %
1-Jul-13	to 31-Dec-17	Non-Donor Project	0.00	0.00	0.00	0.00 %			
				0.00	0.00	0.00 %		Taka Release : 14,961.00 % of Allocation : 100.00 %	

## Project-wise Implementation Status of the project under Ministry of Home Affairs

Reporting Period: July 2015 To June 2016

RADP:2015-16

(Taka in Lakh)

SI No.	Ministry/Division Name Agency Name Project Code and Name		Project Cost	Target and Progress			Cumulative Progress upto Reporting Period		
				Financial		Physical (% of Total Project) A) Target B) Progress	Fin. Total PA (% of Projects Cost)	Physical Progress in %	
				Allocation	Expenditure				
Implementation Period	Development Partner	A) Total B) Taka C) PA D) RPA	A) Total B) Taka C) PA D) RPA E) CDVAT	A) Total B) Taka C) PA D) RPA E) CDVAT	% of Allocation				
1	2	3	4	5	6	7	8	9	
160	2271-5000	Construction of the Administrative building and sealarasa Brac for 3 Coast Guard Station.	3,676.40 3,676.40 0.00 0.00	1.00 1.00 0.00 0.00	1.00 1.00 0.00 0.00	100.00 % 100.00 % 0.00 % 0.00 %	1.00 % 1.00 % 0.00 % 0.00 %	8,050.00 0.00 218.96 0.00	80.00 %  % %
1-Jul-15	to 30-Jun-18	Non-Donor Project	0.00	0.00	0.00	0.00 %			
				0.00	0.00	0.00 %	Taka Release : 1.00 % of Allocation : 100.00 %		
161	2271-5013	Procurement of vessel, Motor Car and other Mechinery to increase operational efficiency of Bangladesh Coast Guard.	46,822.70 46,822.70 0.00 0.00	20.00 20.00 0.00 0.00	18.25 18.25 0.00 0.00	91.25 % 91.25 % 0.00 % 0.00 %	1.00 % 1.00 % 0.00 % 0.00 %	18.25 0.00 0.04 0.00	1.00 %  % %
1-Jan-15	to 1-Aug-18	Non-Donor Project	0.00	0.00	0.00	0.00 %			
				0.00	0.00	0.00 %	Taka Release : 20.00 % of Allocation : 100.00 %		
<b>Executing Agency Total</b>			94,748.69 94,748.69 0.00 0.00	14,982.00 14,982.00 0.00 0.00	14,979.54 14,979.54 0.00 0.00	99.98 % 99.98 % 0.00 % 0.00 %			
							Taka Release : 14,982.00 % of Allocation : 100.00 %		

**Narcotics Control Department**

## Project-wise Implementation Status of the project under Ministry of Home Affairs

Reporting Period: July 2015 To June 2016

RADP:2015-16

(Taka in Lakh)

SI No.	Ministry/Division Name Agency Name Project Code and Name		Project Cost	Target and Progress			Cumulative Progress upto Reporting Period		
				Financial		Physical (% of Total Project) A) Target B) Progress	Fin. Total PA (% of Projects Cost)	Physical Progress in %	
				Allocation	Expenditure				
Implementation Period	Development Partner	A) Total B) Taka C) PA D) RPA	A) Total B) Taka C) PA D) RPA E) CDVAT	A) Total B) Taka C) PA D) RPA E) CDVAT	% of Allocation				
1	2	3	4	5	6	7	8	9	
162	2273-5010	Construction of Office Building of Department of Narcotics Control in the Divisional Towns (Dhaka, Chittagong, Rajshahi, Barisal and Sylhet).	3,492.43 3,492.43 0.00	700.00 700.00 0.00	700.00 700.00 0.00	100.00 % 100.00 % 0.00 %	20.00 % 20.00 % 0.00 %	2,783.91 0.00 79.71 % 0.00 %	91.00 %
1-Jan-10 to 31-Dec-16	Non-Donor Project		0.00	0.00	0.00	0.00 %			
				0.00	0.00	0.00 %	<b>Taka Release :</b> <b>% of Allocation :</b>	700.00 100.00 %	
163	2273-5011	Construction of Head Office Building for Department of Narcotics Control.	2,376.00 2,376.00 0.00	300.00 300.00 0.00	299.80 299.80 0.00	99.93 % 99.93 % 0.00 %	12.00 % 12.00 % 0.00 %	299.80 0.00 12.62 % 0.00 %	12.00 %
1-Jul-15 to 30-Jun-18	Non-Donor Project		0.00	0.00	0.00	0.00 %			
				0.00	0.00	0.00 %	<b>Taka Release :</b> <b>% of Allocation :</b>	300.00 100.00 %	
<b>Executing Agency Total</b>			5,868.43 5,868.43 0.00 0.00	1,000.00 1,000.00 0.00 0.00	999.80 999.80 0.00 0.00	99.98 % 99.98 % 0.00 % 0.00 %		<b>Taka Release :</b> <b>% of Allocation :</b>	1,000.00 100.00 %

**Department of Passport and Immigration**

## Project-wise Implementation Status of the project under Ministry of Home Affairs

Reporting Period: July 2015 To June 2016

RADP:2015-16

(Taka in Lakh)

SI No.	Ministry/Division Name Agency Name Project Code and Name		Project Cost	Target and Progress			Cumulative Progress upto Reporting Period		
				Financial		Physical (% of Total Project) A) Target B) Progress	Fin. Total PA (% of Projects Cost)	Physical Progress in %	
				Allocation	Expenditure				
Implementation Period	Development Partner	A) Total B) Taka C) PA D) RPA	A) Total B) Taka C) PA D) RPA E) CDVAT	A) Total B) Taka C) PA D) RPA E) CDVAT	% of Allocation				
1	2	3	4	5	6	7	8	9	
164	2275-5020	Introduction of Machine Readable Passport (MRP) and Machine Readable Visa (SRV) in Bangladesh	71,026.00 71,026.00 0.00	3,000.00 3,000.00 0.00	2,999.99 2,999.99 0.00	100.00 % 100.00 % 0.00 %	4.00 % 4.00 % 0.00 %	67,759.24 0.00 95.40 % 0.00 %	98.00 %
1-Jan-12 to 30-Jun-17	Non-Donor Project		0.00	0.00	0.00	0.00 %			
				0.00	0.00	0.00 %	<b>Taka Release :</b>	3,000.00	
						0.00 %	<b>% of Allocation :</b>	100.00 %	
165	2275-5040	Construction of 19 Regional Passport Building.	14,320.50 14,320.50 0.00	3,975.00 3,975.00 0.00	3,974.98 3,974.98 0.00	100.00 % 100.00 % 0.00 %	17.00 % 17.00 % 0.00 %	11,958.19 0.00 83.50 % 0.00 %	100.00 %
1-Jan-12 to 30-Jun-17	Non-Donor Project		0.00	0.00	0.00	0.00 %			
				0.00	0.00	0.00 %	<b>Taka Release :</b>	3,975.00	
						0.00 %	<b>% of Allocation :</b>	100.00 %	
166	2275-5011	Construction of Passport Personalization Complex.	2,888.00 2,888.00 0.00	755.00 755.00 0.00	753.73 753.73 0.00	99.83 % 99.83 % 0.00 %	26.00 % 27.00 % 0.00 %	753.73 0.00 26.10 % 0.00 %	27.00 %
1-Jul-14 to 30-Jun-17	Non-Donor Project		0.00	0.00	0.00	0.00 %			
				0.00	0.00	0.00 %	<b>Taka Release :</b>	755.00	
						0.00 %	<b>% of Allocation :</b>	100.00 %	

## Project-wise Implementation Status of the project under Ministry of Home Affairs

Reporting Period: July 2015 To June 2016

RADP:2015-16

(Taka in Lakh)

SI No.	Ministry/Division Name Agency Name Project Code and Name		Project Cost	Target and Progress			Cumulative Progress upto Reporting Period		
				Financial		Physical (% of Total Project) A) Target B) Progress	Fin. Total PA (% of Projects Cost)	Physical Progress in %	
	Allocation	Expenditure							
	Implementation Period	Development Partner	A) Total B) Taka C) PA D) RPA	A) Total B) Taka C) PA D) RPA E) CDVAT	A) Total B) Taka C) PA D) RPA E) CDVAT	% of Allocation			
	1	2	3	4	5	6	7	8	9

<b>Executing Agency Total</b>	88,234.50	7,730.00	7,728.70	99.98 %	<b>Taka Release :</b> 7,730.00 <b>% of Allocation :</b> 100.00 %
	88,234.50	7,730.00	7,728.70	99.98 %	
	0.00	0.00	0.00	0.00 %	
	0.00	0.00	0.00	0.00 %	
	0.00	0.00	0.00	0.00 %	
<b>Ministry Total</b>	847,054.87	111,254.00	111,022.17	99.79 %	<b>Taka Release :</b> 104,584.00 <b>% of Allocation :</b> 100.00 %
	797,455.02	104,585.00	104,353.17	99.78 %	
	49,599.85	6,669.00	6,669.00	100.00 %	
	0.00	0.00	0.00	0.00 %	
	0.00	0.00	0.00	0.00 %	



## Project-wise Implementation Status of the project under Ministry of Primary and Mass Education

Reporting Period: July 2015 To June 2016

RADP:2015-16

(Taka in Lakh)

SI No.	Ministry/Division Name Agency Name Project Code and Name		Project Cost	Target and Progress			Cumulative Progress upto Reporting Period	
				Financial		Physical (% of Total Project) A) Target B) Progress	Fin. Total PA (% of Projects Cost)	Physical Progress in %
				Allocation	Expenditure			
Implementation Period	Development Partner	A) Total B) Taka C) PA D) RPA	A) Total B) Taka C) PA D) RPA E) CDVAT	A) Total B) Taka C) PA D) RPA E) CDVAT	% of Allocation			
1	2	3	4	5	6	7	8	9

**Ministry of Primary and Mass Education**  
**Department of Primary Education**

167	2431-5110	Government Primary Schools Reconstruction and Renovation Project (2nd Phase).	166,690.60 166,690.60 0.00 0.00	23,495.00 23,495.00 0.00 0.00	22,088.45 22,088.45 0.00 0.00	94.01 % 94.01 % 0.00 % 0.00 %	13.00 % 13.00 % 95.56 % 0.00 %	159,292.95 0.00 95.56 % 0.00 %	100.00 %
1-Jul-06	to 30-Jun-16	Non-Donor Project						Taka Release : % of Allocation :	23,495.00 100.00 %
168	2431-5150	EC Assisted School Feeding Program.	21,968.26 7,537.80 14,430.46 14,430.46	2,618.00 1,976.00 642.00 642.00	2,495.18 1,900.00 595.18 595.18	95.31 % 96.15 % 92.71 % 92.71 %	12.00 % 11.35 % 90.81 % 90.99 %	19,949.85 13,129.95 90.81 % 90.99 %	99.00 %
1-Jan-09	to 30-Dec-15	EC						Taka Release : % of Allocation :	1,976.00 100.00 %
169	2431-5100	Expansion of Cub-scouting in Primary Schools (3rd Phase).	1,137.00 1,137.00 0.00 0.00	130.00 130.00 0.00 0.00	130.00 130.00 0.00 0.00	100.00 % 100.00 % 0.00 % 0.00 %	12.00 % 12.00 % 99.54 % 0.00 %	1,131.80 0.00 99.54 % 0.00 %	100.00 %
1-Jul-10	to 30-Jun-16	Non-Donor Project						Taka Release : % of Allocation :	130.00 100.00 %

## Project-wise Implementation Status of the project under Ministry of Primary and Mass Education

Reporting Period: July 2015 To June 2016

RADP:2015-16

(Taka in Lakh)

SI No.	Ministry/Division Name Agency Name Project Code and Name		Project Cost	Target and Progress			Cumulative Progress upto Reporting Period		
				Financial		Physical (% of Total Project) A) Target B) Progress	Fin. Total PA (% of Projects Cost)	Physical Progress in %	
				Allocation	Expenditure				
Implementation Period	Development Partner	A) Total B) Taka C) PA D) RPA	A) Total B) Taka C) PA D) RPA E) CDVAT	A) Total B) Taka C) PA D) RPA E) CDVAT	% of Allocation				
1	2	3	4	5	6	7	8	9	
170	2431-5180	Establishment of 1500 Primary School in Un-schooled Areas.	90,575.00 90,575.00 0.00	6,000.00 6,000.00 0.00	5,903.31 5,903.31 0.00	98.39 % 98.39 % 0.00 %	7.00 % 7.00 % 0.00 %	67,288.63 0.00 74.29 % 0.00 %	74.22 %
1-Jul-10	to 31-Dec-16	Non-Donor Project	0.00	0.00	0.00	0.00 %			
				0.00	0.00	0.00 %		Taka Release : 6,000.00 % of Allocation : 100.00 %	
171	2431-5260	Establishment of PTI in 12 Selected District Headquarters having no PTIs (Jhalkathi, Shariatpur, Narayanganj, Lalmonirhat, Gopalganj, Dhaka, Sherpur, Norail, Meherpur, Bandarban, Khagrachari and Rajbari).	26,945.86 26,945.86 0.00	2,470.00 2,470.00 0.00	2,346.84 2,346.84 0.00	95.01 % 95.01 % 0.00 %	9.00 % 9.00 % 0.00 %	21,670.36 0.00 80.42 % 0.00 %	80.42 %
1-Jan-11	to 30-Jun-17	Non-Donor Project	0.00	0.00	0.00	0.00 %			
				0.00	0.00	0.00 %		Taka Release : 2,470.00 % of Allocation : 100.00 %	
172	2431-5200	School Feeding Programme in Poverty Prone Area.	314,552.20 214,599.65 99,952.55 0.00	48,166.00 36,166.00 12,000.00 0.00	48,071.21 36,072.64 11,998.57 0.00	99.80 % 99.74 % 99.99 % 0.00 %	10.00 % 10.00 % 10.00 % 0.00 %	211,412.48 87,715.33 67.21 % 87.76 %	100.00 %
1-Jul-10	to 30-Jun-17	WFP		0.00	0.00	0.00 %			
				0.00	0.00	0.00 %		Taka Release : 36,166.00 % of Allocation : 100.00 %	

## Project-wise Implementation Status of the project under Ministry of Primary and Mass Education

Reporting Period: July 2015 To June 2016

RADP:2015-16

(Taka in Lakh)

SI No.	Ministry/Division Name Agency Name Project Code and Name		Project Cost	Target and Progress			Cumulative Progress upto Reporting Period		
				Financial		Physical (% of Total Project) A) Target B) Progress	Fin. Total PA (% of Projects Cost)	Physical Progress in %	
				Allocation	Expenditure				
Implementation Period	Development Partner	A) Total B) Taka C) PA D) RPA	A) Total B) Taka C) PA D) RPA E) CDVAT	A) Total B) Taka C) PA D) RPA E) CDVAT	% of Allocation				
1	2	3	4	5	6	7	8	9	
173	2431-9437	Primary Education Development Project-3.	1,815,388.36 1,396,213.94 419,174.42	280,415.00 276,415.00 4,000.00	275,001.08 271,519.90 3,481.18	98.07 % 98.23 % 87.03 %	15.00 % 15.00 % 50.57 % 3.10 %	918,115.81 13,005.31	88.00 %
1-Jul-11	to 31-Dec-17	DFID, ADB, IDB	0.00	0.00	0.00	0.00 %			
				3,000.00	0.00	0.00 %	<b>Taka Release :</b> <b>% of Allocation :</b>	276,415.00 100.00 %	
174	2431-5380	Primary Education Development Project (IDB).	20,951.56 7,091.56 13,860.00	4,383.00 1,700.00 2,683.00	4,321.58 1,638.58 2,683.00	98.60 % 96.39 % 100.00 %	20.92 % 20.63 % 80.17 % 85.02 %	16,797.62 11,784.00	80.26 %
1-Jan-12	to 30-Jun-17	IDB	0.00	2,683.00	2,683.00	100.00 %			
				0.00	0.00	0.00 %	<b>Taka Release :</b> <b>% of Allocation :</b>	1,700.00 100.00 %	
175	2431-5011	English in Action.	14,445.62 300.00 14,145.62	1,876.00 50.00 1,826.00	1,814.88 35.53 1,779.35	96.74 % 71.06 % 97.45 %	13.00 % 13.00 % 89.04 % 90.24 %	12,862.19 12,765.35	90.00 %
1-Jul-11	to 31-Dec-17	DFID	0.00	0.00	0.00	0.00 %			
				0.00	0.00	0.00 %	<b>Taka Release :</b> <b>% of Allocation :</b>	50.00 100.00 %	

## Project-wise Implementation Status of the project under Ministry of Primary and Mass Education

Reporting Period: July 2015 To June 2016

RADP:2015-16

(Taka in Lakh)

SI No.	Ministry/Division Name Agency Name Project Code and Name		Project Cost	Target and Progress			Cumulative Progress upto Reporting Period		
				Financial		Physical (% of Total Project) A) Target B) Progress	Fin. Total PA (% of Projects Cost)	Physical Progress in %	
				Allocation	Expenditure				
1	2	3	4	5	6	7	8	9	
176	2431-5014	Reaching Out of School Children (Rosc) Project (2nd phase).	114,025.76	14,766.00	13,092.04	88.66 %	13.00 %	42,044.44	59.00 %
			5,808.53	1,181.00	962.75	81.52 %	13.00 %	39,430.72	
			108,217.23	13,585.00	12,129.29	89.28 %		36.87 %	
			108,217.23	13,585.00	12,129.29	89.28 %		36.44 %	
1-Jan-13 to 31-Dec-17	IDA			0.00	0.00	0.00 %			
							<b>Taka Release :</b>	1,181.00	
							<b>% of Allocation :</b>	100.00 %	
177	2431-5003	Primary Education Stipend Payed (3rd phase)	307,424.00	140,000.00	138,893.33	99.21 %	46.00 %	138,893.33	45.00 %
			307,424.00	140,000.00	138,893.33	99.21 %	45.00 %	0.00	
			0.00	0.00	0.00	0.00 %		45.18 %	
			0.00	0.00	0.00	0.00 %		0.00 %	
1-Jul-15 to 30-Jun-17	Non-Donor Project			0.00	0.00	0.00 %			
				0.00	0.00	0.00 %			
							<b>Taka Release :</b>	140,000.00	
							<b>% of Allocation :</b>	100.00 %	
<b>Executing Agency Total</b>			2,894,104.22	524,319.00	514,157.90	98.06 %			
			2,224,323.94	489,583.00	481,491.33	98.35 %			
			669,780.28	34,736.00	32,666.57	94.04 %			
			122,647.69	16,910.00	15,407.47	91.11 %			
				3,000.00	0.00	0.00 %			
							<b>Taka Release :</b>	489,583.00	
							<b>% of Allocation :</b>	100.00 %	

**Directorate of Non-formal Education**

## Project-wise Implementation Status of the project under Ministry of Primary and Mass Education

Reporting Period: July 2015 To June 2016

RADP:2015-16

(Taka in Lakh)

SI No.	Ministry/Division Name Agency Name Project Code and Name		Project Cost	Target and Progress			Cumulative Progress upto Reporting Period		
				Allocation	Financial		Physical (% of Total Project) A) Target B) Progress	Fin. Total PA (% of Projects Cost)	Physical Progress in %
					A) Total B) Taka C) PA D) RPA E) CDVAT	A) Total B) Taka C) PA D) RPA E) CDVAT			
1	2	3	4	5	6	7	8	9	
178	2450-5014	Basic Literature Project (64 district).	45,258.62	417.00	160.61	38.52 %	9.00 %	311.68	5.35 %
			45,258.62	417.00	160.61	38.52 %	0.35 %	0.00	
			0.00	0.00	0.00	0.00 %		0.69 %	
			0.00	0.00	0.00	0.00 %		0.00 %	
1-Feb-14 to 30-Jun-18	Non-Donor Project								
								Taka Release : 417.00	
								% of Allocation : 100.00 %	
<b>Executing Agency Total</b>			45,258.62	417.00	160.61	38.52 %		Taka Release : 417.00	
			45,258.62	417.00	160.61	38.52 %		% of Allocation : 100.00 %	
			0.00	0.00	0.00	0.00 %			
			0.00	0.00	0.00	0.00 %			
				0.00	0.00	0.00 %			
				0.00	0.00	0.00 %			
<b>Ministry Total</b>			2,939,362.84	524,736.00	514,318.51	98.01 %		Taka Release : 490,000.00	
			2,269,582.56	490,000.00	481,651.94	98.30 %		% of Allocation : 100.00 %	
			669,780.28	34,736.00	32,666.57	94.04 %			
			122,647.69	16,910.00	15,407.47	91.11 %			
				3,000.00	0.00	0.00 %			

## Project-wise Implementation Status of the project under Ministry of Education

Reporting Period: July 2015 To June 2016

RADP:2015-16

(Taka in Lakh)

SI No.	Ministry/Division Name Agency Name Project Code and Name		Project Cost	Target and Progress			Cumulative Progress upto Reporting Period	
				Financial		Physical (% of Total Project) A) Target B) Progress	Fin. Total PA (% of Projects Cost)	Physical Progress in %
				Allocation	Expenditure			
Implementation Period	Development Partner	A) Total B) Taka C) PA D) RPA	A) Total B) Taka C) PA D) RPA E) CDVAT	A) Total B) Taka C) PA D) RPA E) CDVAT	% of Allocation			
1	2	3	4	5	6	7	8	9

## Ministry of Education

## Department of Secondary &amp; Higher Education

179	2531-5460	Secondary Education Quality and Access Enhancement Project (SEQAEP).	340,080.00 69,764.28 270,315.72 270,315.72	71,755.00 16,608.00 55,147.00 55,147.00	71,719.10 16,607.92 55,111.18 55,111.18	99.95 % 100.00 % 99.94 % 99.94 %	21.10 % 20.99 % 78.59 % 80.67 %	267,280.00 218,057.27 78.59 % 80.67 %	78.50 %
1-Jul-08	to 31-Dec-17	IDA		40.00	0.00	0.00 %		<b>Taka Release :</b> <b>% of Allocation :</b>	16,608.00 100.00 %
180	2531-7113	Transformation of Existing Non government School in to Model Schools in Selected 315 Upazilla Headquarters.	55,800.00 55,800.00 0.00 0.00	13,018.00 13,018.00 0.00 0.00	13,008.00 13,008.00 0.00 0.00	99.92 % 99.92 % 0.00 % 0.00 %	23.00 % 23.00 % 85.02 % 0.00 %	47,439.58 0.00 85.02 % 0.00 %	84.71 %
1-Jan-09	to 31-Dec-16	Non-Donor Project		0.00	0.00	0.00 %		<b>Taka Release :</b> <b>% of Allocation :</b>	13,018.00 100.00 %
181	2531-5050	Establishment of 11 Secondary Schools & 06 Colleges (Government) in Dhaka Metropolitan City.	29,480.50 29,480.50 0.00 0.00	2,740.00 2,740.00 0.00 0.00	2,729.15 2,729.15 0.00 0.00	99.60 % 99.60 % 0.00 % 0.00 %	9.29 % 9.26 % 49.90 % 0.00 %	14,711.49 0.00 49.90 % 0.00 %	49.90 %
1-Jul-10	to 30-Jun-16	Non-Donor Project		0.00	0.00	0.00 %		<b>Taka Release :</b> <b>% of Allocation :</b>	2,740.00 100.00 %

## Project-wise Implementation Status of the project under Ministry of Education

Reporting Period: July 2015 To June 2016

RADP:2015-16

(Taka in Lakh)

SI No.	Ministry/Division Name Agency Name Project Code and Name		Project Cost	Target and Progress			Cumulative Progress upto Reporting Period		
				Financial		Physical (% of Total Project) A) Target B) Progress	Fin. Total PA (% of Projects Cost)	Physical Progress in %	
				Allocation	Expenditure				
Implementation Period	Development Partner	A) Total B) Taka C) PA D) RPA	A) Total B) Taka C) PA D) RPA E) CDVAT	A) Total B) Taka C) PA D) RPA E) CDVAT	% of Allocation	A) Target B) Progress	8	9	
1	2	3	4	5	6	7	8	9	
182	2531-8064	Development of Post Graduate Government Colleges at the District Headquarters for Improving Quality of Education.	97,657.00 97,657.00 0.00	18,500.00 18,500.00 0.00	18,460.00 18,460.00 0.00	99.78 % 99.78 % 0.00 %	47.00 % 47.00 % 0.00 %	40,929.79 0.00 41.91 % 0.00 %	77.00 %
1-Aug-10 to 31-Dec-16	Non-Donor Project		0.00	0.00	0.00	0.00 %			
				0.00	0.00	0.00 %	<b>Taka Release :</b> <b>% of Allocation :</b>	18,500.00 100.00 %	
183	2531-5110	Female Stipend Project for Degree (Pass) and Equivalent Level.	50,126.00 50,126.00 0.00	300.00 300.00 0.00	300.00 300.00 0.00	100.00 % 100.00 % 0.00 %	1.00 % 1.00 % 0.00 %	1,133.00 0.00 2.26 % 0.00 %	74.09 %
1-Jul-11 to 30-Jun-16	Non-Donor Project		0.00	0.00	0.00	0.00 %			
				0.00	0.00	0.00 %	<b>Taka Release :</b> <b>% of Allocation :</b>	300.00 100.00 %	
184	2531-5013	Establishment of Foreign Language Training Centres-2 (FLTC-2).	1,461.42 1,461.42 0.00	415.00 415.00 0.00	415.00 415.00 0.00	100.00 % 100.00 % 0.00 %	21.00 % 21.00 % 0.00 %	1,368.88 0.00 93.67 % 0.00 %	69.00 %
1-Aug-12 to 31-Dec-16	ADB		0.00	0.00	0.00	0.00 %			
				0.00	0.00	0.00 %	<b>Taka Release :</b> <b>% of Allocation :</b>	415.00 100.00 %	

## Project-wise Implementation Status of the project under Ministry of Education

Reporting Period: July 2015 To June 2016

RADP:2015-16

(Taka in Lakh)

SI No.	Ministry/Division Name Agency Name Project Code and Name		Project Cost	Target and Progress			Cumulative Progress upto Reporting Period		
				Financial		Physical (% of Total Project) A) Target B) Progress	Fin. Total PA (% of Projects Cost)	Physical Progress in %	
				Allocation	Expenditure				
1	2	3	4	5	6	7	8	9	
185	2531-5012	Teaching Quality Improvement-2 (TQI-2) in Secondary Education.	64,600.00	17,161.00	16,631.26	96.91 %	26.00 %	32,262.26	50.33 %
			11,359.00	2,084.00	2,083.80	99.99 %	25.77 %	27,070.35	
			53,241.00	15,077.00	14,547.46	96.49 %		49.94 %	
			46,428.14	12,577.00	12,577.00	100.00 %		50.84 %	
1-Jul-12	to 30-Jun-17	ADB		0.00	0.00	0.00 %			
							<b>Taka Release :</b>	2,084.00	
							<b>% of Allocation :</b>	100.00 %	
186	2531-5015	Development of the Selected Non-government Colleges for Improvement of Education through InformationTechnology.	558,774.30	51,630.00	51,629.94	100.00 %	20.00 %	106,441.94	68.00 %
			558,774.30	51,630.00	51,629.94	100.00 %	20.00 %	0.00	
			0.00	0.00	0.00	0.00 %		19.05 %	
			0.00	0.00	0.00	0.00 %		0.00 %	
1-Jul-12	to 31-Dec-18	Non-Donor Project		0.00	0.00	0.00 %			
				0.00	0.00	0.00 %			
							<b>Taka Release :</b>	51,630.00	
							<b>% of Allocation :</b>	100.00 %	
187	2531-5014	Establishment of 7 Government Secondary Schools in Sylhet, Barisal and Khulna Metropolitan City	15,192.00	1,457.00	1,456.06	99.94 %	7.17 %	4,865.06	39.18 %
			15,192.00	1,457.00	1,456.06	99.94 %	7.16 %	0.00	
			0.00	0.00	0.00	0.00 %		32.02 %	
			0.00	0.00	0.00	0.00 %		0.00 %	
1-Jul-12	to 30-Jun-17	Non-Donor Project		0.00	0.00	0.00 %			
				0.00	0.00	0.00 %			
							<b>Taka Release :</b>	1,457.00	
							<b>% of Allocation :</b>	100.00 %	



## Project-wise Implementation Status of the project under Ministry of Education

Reporting Period: July 2015 To June 2016

RADP:2015-16

(Taka in Lakh)

SI No.	Ministry/Division Name Agency Name Project Code and Name		Project Cost	Target and Progress			Cumulative Progress upto Reporting Period		
				Financial		Physical (% of Total Project) A) Target B) Progress	Fin. Total PA (% of Projects Cost)	Physical Progress in %	
				Allocation	Expenditure				
Implementation Period	Development Partner	A) Total B) Taka C) PA D) RPA	A) Total B) Taka C) PA D) RPA E) CDVAT	A) Total B) Taka C) PA D) RPA E) CDVAT	% of Allocation				
1	2	3	4	5	6	7	8	9	
188	2531-5026	Secondary Education Sector Investment Program.	165,814.00 165,814.00 0.00 0.00	28,457.00 28,457.00 0.00 0.00	28,231.54 28,231.54 0.00 0.00	99.21 % 99.21 % 0.00 % 0.00 %	7.44 % 7.38 % 29.43 % 0.00 %	48,792.34 0.00 29.43 % 0.00 %	12.75%
1-Jan-14 to 31-Dec-17	Non-Donor Project		0.00	0.00	0.00	0.00 %			
							<b>Taka Release :</b>	28,457.00	
							<b>% of Allocation :</b>	100.00 %	
189	2531-5028	Establishment of an Autistic Academy.	7,410.91 7,410.91 0.00 0.00	3,882.00 3,882.00 0.00 0.00	3,773.83 3,773.83 0.00 0.00	97.21 % 97.21 % 0.00 % 0.00 %	11.09 % 11.09 % 54.19 % 0.00 %	4,015.83 0.00 54.19 % 0.00 %	14.59%
1-Jan-14 to 30-Jun-16	Non-Donor Project		0.00	0.00	0.00	0.00 %			
							<b>Taka Release :</b>	3,882.00	
							<b>% of Allocation :</b>	100.00 %	
190	2531-5033	Maddomik Shikkha Upabitty (2nd Phase) Project	79,138.00 79,138.00 0.00 0.00	23,100.00 23,100.00 0.00 0.00	23,066.07 23,066.07 0.00 0.00	99.85 % 99.85 % 0.00 % 0.00 %	0.06 % 0.06 % 56.70 % 0.00 %	44,874.19 0.00 56.70 % 0.00 %	99.10%
1-Jul-14 to 30-Jun-17	Non-Donor Project		0.00	0.00	0.00	0.00 %			
							<b>Taka Release :</b>	23,100.00	
							<b>% of Allocation :</b>	100.00 %	

## Project-wise Implementation Status of the project under Ministry of Education

Reporting Period: July 2015 To June 2016

RADP:2015-16

(Taka in Lakh)

SI No.	Ministry/Division Name Agency Name Project Code and Name		Project Cost	Target and Progress			Cumulative Progress upto Reporting Period		
				Allocation	Financial		Physical (% of Total Project) A) Target B) Progress	Fin. Total PA (% of Projects Cost)	Physical Progress in %
					A) Total B) Taka C) PA D) RPA E) CDVAT	A) Total B) Taka C) PA D) RPA E) CDVAT			
1	2	3	4	5	6	7	8	9	
191	2531-5032	Higher Secondary Stipend Project.	51,275.34 51,275.34 0.00	15,000.00 15,000.00 0.00	14,950.00 14,950.00 0.00	99.67 % 99.67 % 0.00 %	29.25 % 29.19 % 0.00 %	29,769.91 0.00 58.06 % 0.00 %	58.09 %
1-Jul-14	to 30-Jun-17	Non-Donor Project	0.00	0.00	0.00	0.00 %			
				0.00	0.00	0.00 %	<b>Taka Release :</b>	15,000.00	
						0.00 %	<b>% of Allocation :</b>	100.00 %	
192	2531-5031	Generation Break through: A Multi-pronged Approach to Primary Prevention of Gender Based Violence and Meeting SRHR Needs of Adolescent and youth in Bangladesh.	1,788.00 0.00 1,788.00 0.00	500.00 0.00 500.00 0.00	494.00 0.00 494.00 0.00	98.80 % 0.00 % 98.80 % 0.00 %	27.95 % 27.95 % 27.63 % 27.63 %	494.00 494.00 27.63 % 27.63 %	27.95 %
1-Jul-14	to 31-Dec-16	UNFPA	0.00	0.00	0.00	0.00 %			
				0.00	0.00	0.00 %	<b>Taka Release :</b>	0.00	
						0.00 %	<b>% of Allocation :</b>	0.00 %	
<b>Executing Agency Total</b>			1,518,597.47 1,193,252.75 325,344.72 316,743.86	247,915.00 177,191.00 70,724.00 67,724.00 40.00	246,863.95 176,711.31 70,152.64 67,688.18 0.00	99.58 % 99.73 % 99.19 % 99.95 % 0.00 %	<b>Taka Release :</b>	177,191.00	
							<b>% of Allocation :</b>	100.00 %	

**Department of Technical Education**

## Project-wise Implementation Status of the project under Ministry of Education

Reporting Period: July 2015 To June 2016

RADP:2015-16

(Taka in Lakh)

SI No.	Ministry/Division Name Agency Name Project Code and Name		Project Cost	Target and Progress			Cumulative Progress upto Reporting Period		
				Financial		Physical (% of Total Project) A) Target B) Progress	Fin. Total PA (% of Projects Cost)	Physical Progress in %	
				Allocation	Expenditure				
Implementation Period	Development Partner	A) Total B) Taka C) PA D) RPA	A) Total B) Taka C) PA D) RPA E) CDVAT	A) Total B) Taka C) PA D) RPA E) CDVAT	% of Allocation				
1	2	3	4	5	6	7	8	9	
193	2551-6580	Technical and Vocational Education and Training (TVET) Reform in Bangladesh.	13,608.00	123.00	122.78	99.82 %	0.90 %	13,265.75	98.90 %
			858.00	0.00	0.00	0.00 %	0.90 %	122.78	
			12,750.00	123.00	122.78	99.82 %		97.48 %	
1-Jan-08 to 30-Jun-15	EC, ILO		0.00	0.00	0.00	0.00 %		0.96 %	
				0.00	0.00	0.00 %	<b>Taka Release :</b>	0.00	
						0.00 %	<b>% of Allocation :</b>	0.00 %	
194	2551-6597	Establishment of Barisal Engineering College.	7,408.00	3,215.00	3,103.17	96.52 %	36.00 %	5,433.17	76.00 %
			7,408.00	3,215.00	3,103.17	96.52 %	35.00 %	0.00	
			0.00	0.00	0.00	0.00 %		73.34 %	
			0.00	0.00	0.00	0.00 %		0.00 %	
1-Jul-10 to 30-Jun-16	Non-Donor Project		0.00	0.00	0.00	0.00 %			
				0.00	0.00	0.00 %	<b>Taka Release :</b>	3,215.00	
						0.00 %	<b>% of Allocation :</b>	100.00 %	
195	2551-5030	Skills and Training Enhancement Project (STEP).	84,975.65	18,323.00	17,493.56	95.47 %	22.00 %	74,373.56	88.00 %
			7,766.58	3,115.00	3,076.78	98.77 %	21.00 %	82,163.56	
			77,209.07	15,208.00	14,416.78	94.80 %		87.52 %	
			0.00	15,208.00	14,416.78	94.80 %		106.42 %	
1-Jul-10 to 30-Jun-16	World Bank			0.00	0.00	0.00 %			
						0.00 %	<b>Taka Release :</b>	3,115.00	
						0.00 %	<b>% of Allocation :</b>	100.00 %	

## Project-wise Implementation Status of the project under Ministry of Education

Reporting Period: July 2015 To June 2016

RADP:2015-16

(Taka in Lakh)

SI No.	Ministry/Division Name Agency Name Project Code and Name		Project Cost	Target and Progress			Cumulative Progress upto Reporting Period		
				Financial		Physical (% of Total Project) A) Target B) Progress	Fin. Total PA (% of Projects Cost)	Physical Progress in %	
				Allocation	Expenditure				
Implementation Period	Development Partner	A) Total B) Taka C) PA D) RPA	A) Total B) Taka C) PA D) RPA E) CDVAT	A) Total B) Taka C) PA D) RPA E) CDVAT	% of Allocation				
1	2	3	4	5	6	7	8	9	
196	2551-5015	Establishment of Technical Schools in 100 Upazillas.	92,403.00 92,403.00 0.00	6,129.00 6,129.00 0.00	4,577.30 4,577.30 0.00	74.68 % 74.68 % 0.00 %	6.63 % 5.00 % 0.00 %	4,888.30 0.00 5.29 % 0.00 %	5.62%
1-Jan-14 to 30-Jun-18	Non-Donor Project		0.00	0.00	0.00	0.00 %			
				0.00	0.00	0.00 %	<b>Taka Release :</b> <b>% of Allocation :</b>	4,596.00 74.99 %	
197	2551-5016	Bangladesh Skills for Employment and Productivity.	16,139.00 800.00 15,339.00	3,000.00 0.00 3,000.00	2,995.45 0.00 2,995.45	99.85 % 0.00 % 99.85 %	20.00 % 20.00 %	2,995.45 2,995.45 18.56 % 19.53 %	20.00%
1-Jan-14 to 31-Dec-18	SIDA		0.00	0.00	0.00	0.00 %			
				0.00	0.00	0.00 %	<b>Taka Release :</b> <b>% of Allocation :</b>	0.00 0.00 %	
198	2551-5000	Skill and Employment Programme of Bangladesh (SEP-B).	28,119.00 0.00 28,119.00	1,950.00 0.00 1,950.00	1,950.00 0.00 1,950.00	100.00 % 0.00 % 100.00 %	7.00 % 7.00 %	1,950.00 1,950.00 6.93 % 6.93 %	7.00%
1-Jul-15 to 30-Jun-20	DFID, SDC		0.00	0.00	0.00	0.00 %			
				0.00	0.00	0.00 %	<b>Taka Release :</b> <b>% of Allocation :</b>	0.00 0.00 %	

## Project-wise Implementation Status of the project under Ministry of Education

Reporting Period: July 2015 To June 2016

RADP:2015-16

(Taka in Lakh)

SI No.	Ministry/Division Name Agency Name Project Code and Name		Project Cost	Target and Progress			Cumulative Progress upto Reporting Period		
				Allocation	Financial		Physical (% of Total Project) A) Target B) Progress	Fin. Total PA (% of Projects Cost)	Physical Progress in %
					A) Total B) Taka C) PA D) RPA E) CDVAT	A) Total B) Taka C) PA D) RPA E) CDVAT			
1	2	3	4	5	6	7	8	9	

<b>Executing Agency Total</b>	242,652.65	32,740.00	30,242.26	92.37 %	<b>Taka Release :</b> 10,926.00 <b>% of Allocation :</b> 87.70 %
	109,235.58	12,459.00	10,757.25	86.34 %	
	133,417.07	20,281.00	19,485.01	96.08 %	
	0.00	15,208.00	14,416.78	94.80 %	
		0.00	0.00	0.00 %	

**University Grants Commission**

199	2561-7500	Improvement of Grain Legumes through Transformation.	206.14	20.00	20.00	100.00 %	9.71 %	174.00	94.12 %
			32.00	0.00	0.00	0.00 %	9.71 %	174.00	
			174.14	20.00	20.00	100.00 %		84.41 %	
			0.00	0.00	0.00	0.00 %		99.92 %	
1-Jan-07	to 30-Jun-15	<b>USDA</b>		0.00	0.00	0.00 %			
				0.00	0.00	0.00 %	<b>Taka Release :</b> 0.00 <b>% of Allocation :</b> 0.00 %		
200	2561-9137	Higher Education Quality Enhancement Project (HEQEP)	206,492.00	25,420.00	25,420.00	100.00 %	12.37 %	110,207.00	52.97 %
			27,338.00	4,320.00	4,320.00	100.00 %	12.49 %	101,123.00	
			179,154.00	21,100.00	21,100.00	100.00 %		53.37 %	
			179,154.00	0.00	0.00	0.00 %		56.44 %	
1-Jan-09	to 31-Dec-18	<b>IDA</b>		0.00	0.00	0.00 %			
				0.00	0.00	0.00 %	<b>Taka Release :</b> 4,320.00 <b>% of Allocation :</b> 100.00 %		

## Project-wise Implementation Status of the project under Ministry of Education

Reporting Period: July 2015 To June 2016

RADP:2015-16

(Taka in Lakh)

SI No.	Ministry/Division Name Agency Name Project Code and Name		Project Cost	Target and Progress			Cumulative Progress upto Reporting Period		
				Financial		Physical (% of Total Project) A) Target B) Progress	Fin. Total PA (% of Projects Cost)	Physical Progress in %	
				Allocation	Expenditure				
Implementation Period	Development Partner	A) Total B) Taka C) PA D) RPA	A) Total B) Taka C) PA D) RPA E) CDVAT	A) Total B) Taka C) PA D) RPA E) CDVAT	% of Allocation				
1	2	3	4	5	6	7	8	9	
201	2561-9102	Establishment of Barishal University, Barishal	10,448.00 10,448.00 0.00	1,000.00 1,000.00 0.00	1,000.00 1,000.00 0.00	100.00 % 100.00 % 0.00 %	5.76 % 5.76 % 0.00 %	10,700.00 0.00 102.41 % 0.00 %	61.62%
1-Jan-09 to 30-Jun-17	Non-Donor Project		0.00	0.00	0.00	0.00 %			
				0.00	0.00	0.00 %	<b>Taka Release :</b> <b>% of Allocation :</b>	1,000.00 100.00 %	
202	2561-9139	Development of Public Universities	45,357.00 45,357.00 0.00	7,011.00 7,011.00 0.00	7,011.00 7,011.00 0.00	100.00 % 100.00 % 0.00 %	15.46 % 15.46 % 0.00 %	45,357.00 0.00 100.00 % 0.00 %	100.00%
1-Jan-09 to 30-Jun-16	Non-Donor Project		0.00	0.00	0.00	0.00 %			
				0.00	0.00	0.00 %	<b>Taka Release :</b> <b>% of Allocation :</b>	7,011.00 100.00 %	
203	2561-7260	Creation of Infrastructure & Laboratory Facilities for Introducing New departments in five public Universities (1st Revised)	14,603.00 14,603.00 0.00	5,525.00 5,525.00 0.00	5,525.00 5,525.00 0.00	100.00 % 100.00 % 0.00 %	36.83 % 36.83 % 0.00 %	15,000.00 0.00 102.72 % 0.00 %	100.00%
1-Jul-09 to 30-Jun-16	Non-Donor Project		0.00	0.00	0.00	0.00 %			
				0.00	0.00	0.00 %	<b>Taka Release :</b> <b>% of Allocation :</b>	5,525.00 100.00 %	

## Project-wise Implementation Status of the project under Ministry of Education

Reporting Period: July 2015 To June 2016

RADP:2015-16

(Taka in Lakh)

SI No.	Ministry/Division Name Agency Name Project Code and Name		Project Cost	Target and Progress			Cumulative Progress upto Reporting Period		
				Financial		Physical (% of Total Project) A) Target B) Progress	Fin. Total PA (% of Projects Cost)	Physical Progress in %	
				Allocation	Expenditure				
Implementation Period	Development Partner	A) Total B) Taka C) PA D) RPA	A) Total B) Taka C) PA D) RPA E) CDVAT	A) Total B) Taka C) PA D) RPA E) CDVAT	% of Allocation	A) Target B) Progress	Fin. Total PA (% of Projects Cost)	Physical Progress in %	
1	2	3	4	5	6	7	8	9	
204	2561-7300	Archaeological Site of the Sustainable Development of Tourism and the Study of Different Ethnic Cultural Traits and Their Preservation	1,337.00 1,337.00 0.00	59.00 59.00 0.00	59.00 59.00 0.00	100.00 % 100.00 % 0.00 %	1.00 % 1.00 % 0.00 %	1,336.95 0.00 100.00 % 0.00 %	100.00 %
1-Jul-09 to 31-Dec-15	Non-Donor Project		0.00	0.00	0.00	0.00 %			
				0.00	0.00	0.00 %	<b>Taka Release :</b>	59.00	
						0.00 %	<b>% of Allocation :</b>	100.00 %	
205	2561-9162	Development of Stress Tolarent Peanut (Arachis Hypogaea L) Breeding Lines Using Modern Bio-technology.	117.96 19.77 98.19	11.00 0.00 11.00	11.00 0.00 11.00	100.00 % 0.00 % 100.00 %	9.53 % 7.27 % 0.00 %	106.00 11.00 89.86 % 11.20 %	15.80 %
1-Jul-09 to 30-Jun-15	USDA		0.00	0.00	0.00	0.00 %			
				0.00	0.00	0.00 %	<b>Taka Release :</b>	0.00	
						0.00 %	<b>% of Allocation :</b>	0.00 %	
206	2561-9144	Infrastructural Development of Khulna University.	8,647.00 8,647.00 0.00	2,440.00 2,440.00 0.00	2,440.00 2,440.00 0.00	100.00 % 100.00 % 0.00 %	31.69 % 28.22 % 0.00 %	8,347.00 0.00 96.53 % 0.00 %	96.53 %
1-Jul-10 to 30-Jun-16	Non-Donor Project		0.00	0.00	0.00	0.00 %			
				0.00	0.00	0.00 %	<b>Taka Release :</b>	2,440.00	
						0.00 %	<b>% of Allocation :</b>	100.00 %	

## Project-wise Implementation Status of the project under Ministry of Education

Reporting Period: July 2015 To June 2016

RADP:2015-16

(Taka in Lakh)

SI No.	Ministry/Division Name Agency Name Project Code and Name		Project Cost	Target and Progress			Cumulative Progress upto Reporting Period		
				Financial		Physical (% of Total Project) A) Target B) Progress	Fin. Total PA (% of Projects Cost)	Physical Progress in %	
				Allocation	Expenditure				
Implementation Period	Development Partner	A) Total B) Taka C) PA D) RPA	A) Total B) Taka C) PA D) RPA E) CDVAT	A) Total B) Taka C) PA D) RPA E) CDVAT	% of Allocation				
1	2	3	4	5	6	7	8	9	
207	2561-9156	Special Development Project of the University of Dhaka -4 Phase.	13,130.00 13,130.00 0.00	1.00 1.00 0.00	0.00 0.00 0.00	0.00 % 0.00 % 0.00 %	0.00 % 0.00 % 0.00 %	0.00 0.00 0.00 %	0.00 % 0.00 % 0.00 %
1-Jul-10 to 30-Jun-15	Non-Donor Project		0.00	0.00	0.00	0.00 %			
				0.00	0.00	0.00 %	<b>Taka Release :</b>	0.00	
							<b>% of Allocation :</b>	0.00 %	
208	2561-9152	Development of Jagannath University (Phase-2)	8,752.61 8,752.61 0.00	1,000.00 1,000.00 0.00	1,000.00 1,000.00 0.00	100.00 % 100.00 % 0.00 %	10.00 % 7.00 % 0.00 %	1,900.00 0.00 21.71 %	24.58 % 0.00 % 0.00 %
1-Jul-10 to 30-Jun-17	Non-Donor Project		0.00	0.00	0.00	0.00 %			
				0.00	0.00	0.00 %	<b>Taka Release :</b>	1,000.00	
							<b>% of Allocation :</b>	100.00 %	
209	2561-9155	Academic & Infrastructure Development of University Chittagong	9,700.00 9,700.00 0.00	7,089.00 7,089.00 0.00	7,089.00 7,089.00 0.00	100.00 % 100.00 % 0.00 %	23.83 % 23.83 % 0.00 %	13,790.00 0.00 142.16 %	46.35 % 0.00 % 0.00 %
1-Jan-11 to 30-Jun-17	Non-Donor Project		0.00	0.00	0.00	0.00 %			
				0.00	0.00	0.00 %	<b>Taka Release :</b>	7,089.00	
							<b>% of Allocation :</b>	100.00 %	



## Project-wise Implementation Status of the project under Ministry of Education

Reporting Period: July 2015 To June 2016

RADP:2015-16

(Taka in Lakh)

SI No.	Ministry/Division Name Agency Name Project Code and Name		Project Cost	Target and Progress			Cumulative Progress upto Reporting Period		
				Financial		Physical (% of Total Project) A) Target B) Progress	Fin. Total PA (% of Projects Cost)	Physical Progress in %	
				Allocation	Expenditure				
Implementation Period	Development Partner	A) Total B) Taka C) PA D) RPA	A) Total B) Taka C) PA D) RPA E) CDVAT	A) Total B) Taka C) PA D) RPA E) CDVAT	% of Allocation				
1	2	3	4	5	6	7	8	9	
210	2561-5060	Project for Further Development of Rajshahi University (1st Phase).	7,320.00 7,320.00 0.00	1,800.00 1,800.00 0.00	1,800.00 1,800.00 0.00	100.00 % 100.00 % 0.00 %	24.59 % 9.22 % 0.00 %	5,880.00 0.00 80.33 % 0.00 %	64.95 %
1-Oct-11 to 30-Jun-16	Non-Donor Project		0.00	0.00	0.00	0.00 %			
				0.00	0.00	0.00 %	<b>Taka Release :</b> <b>% of Allocation :</b>	1,800.00 100.00 %	
211	2561-5070	Further Development of Bangabandhu Sheik Mujibur Rahman Agriculture University.	7,595.00 7,595.00 0.00	1,261.00 1,261.00 0.00	1,261.00 1,261.00 0.00	100.00 % 100.00 % 0.00 %	21.87 % 16.60 % 0.00 %	6,286.00 0.00 82.76 % 0.00 %	82.76 %
1-Nov-11 to 31-Oct-16	Non-Donor Project		0.00	0.00	0.00	0.00 %			
				0.00	0.00	0.00 %	<b>Taka Release :</b> <b>% of Allocation :</b>	1,261.00 100.00 %	
212	2561-7100	Further Development of Patuakhali Science & Technology University (PSTU)	12,518.00 12,518.00 0.00	2,517.00 2,517.00 0.00	2,517.00 2,517.00 0.00	100.00 % 100.00 % 0.00 %	4.80 % 4.80 % 0.00 %	8,888.00 0.00 71.00 % 0.00 %	84.56 %
1-Jul-11 to 30-Jun-17	Non-Donor Project		0.00	0.00	0.00	0.00 %			
				0.00	0.00	0.00 %	<b>Taka Release :</b> <b>% of Allocation :</b>	2,517.00 100.00 %	

## Project-wise Implementation Status of the project under Ministry of Education

Reporting Period: July 2015 To June 2016

RADP:2015-16

(Taka in Lakh)

SI No.	Ministry/Division Name Agency Name Project Code and Name		Project Cost	Target and Progress			Cumulative Progress upto Reporting Period		
				Financial		Physical (% of Total Project) A) Target B) Progress	Fin. Total PA (% of Projects Cost)	Physical Progress in %	
				Allocation	Expenditure				
Implementation Period	Development Partner	A) Total B) Taka C) PA D) RPA	A) Total B) Taka C) PA D) RPA E) CDVAT	A) Total B) Taka C) PA D) RPA E) CDVAT	% of Allocation				
1	2	3	4	5	6	7	8	9	
213	2561-5080	Enhancement of Infrastructural Facilities at Jahangir Nagar University.	7,927.00 7,927.00 0.00	2,777.00 2,777.00 0.00	2,777.00 2,777.00 0.00	100.00 % 100.00 % 0.00 %	35.04 % 35.04 % 0.00 %	7,927.00 0.00 100.00 % 0.00 %	100.00 %
1-Jan-12 to 30-Jun-16	Non-Donor Project		0.00	0.00	0.00	0.00 %			
				0.00	0.00	0.00 %	<b>Taka Release :</b> <b>% of Allocation :</b>	2,777.00 100.00 %	
214	2561-9158	Development of Sylhet Agricultural University (1st Phase).	11,090.00 11,090.00 0.00	2,000.00 2,000.00 0.00	2,000.00 2,000.00 0.00	100.00 % 100.00 % 0.00 %	18.04 % 18.04 % 0.00 %	7,240.00 0.00 65.28 % 0.00 %	65.29 %
1-Oct-11 to 30-Jun-17	Non-Donor Project		0.00	0.00	0.00	0.00 %			
				0.00	0.00	0.00 %	<b>Taka Release :</b> <b>% of Allocation :</b>	2,000.00 100.00 %	
215	2561-7410	Molecular Epidemeology of Micro Bacterium Bodies Induction in Animals and Man in Bangladesh.	169.00 0.00 169.00 0.00	100.00 0.00 100.00 0.00	100.00 0.00 100.00 0.00	100.00 % 0.00 % 100.00 % 0.00 %	3.00 % 3.00 % 93.49 % 93.49 %	158.00 158.00 93.49 % 93.49 %	93.49 %
1-Jul-11 to 30-Jun-15	USDA		0.00	0.00	0.00	0.00 %			
				0.00	0.00	0.00 %	<b>Taka Release :</b> <b>% of Allocation :</b>	0.00 0.00 %	

## Project-wise Implementation Status of the project under Ministry of Education

Reporting Period: July 2015 To June 2016

RADP:2015-16

(Taka in Lakh)

SI No.	Ministry/Division Name Agency Name Project Code and Name		Project Cost	Target and Progress			Cumulative Progress upto Reporting Period		
				Financial		Physical (% of Total Project) A) Target B) Progress	Fin. Total PA (% of Projects Cost)	Physical Progress in %	
				Allocation	Expenditure				
Implementation Period	Development Partner	A) Total B) Taka C) PA D) RPA	A) Total B) Taka C) PA D) RPA E) CDVAT	A) Total B) Taka C) PA D) RPA E) CDVAT	% of Allocation				
1	2	3	4	5	6	7	8	9	
216	2561-7420	Morphological Pathgenic and Molecular Characterization Species from Fruits (Mangofera Insika and Musa Se.) in Bangladesh and their Management by Bio-active Natural Compounds from Sundarban and Coastal Areas.	100.00 0.00 100.00	45.00 0.00 45.00	45.00 0.00 45.00	100.00 % 0.00 % 100.00 %	5.00 % 5.00 %	95.00 95.00 95.00 % 95.00 %	95.00 %
1-Jul-11 to 30-Jun-15	USDA		0.00	0.00	0.00	0.00 %			
							Taka Release :	0.00	
							% of Allocation :	0.00 %	
217	2561-7430	Improvement of Salt and Sub-mergence Tolerant Rice through Genetic Engineering Approach to Ring Food Security with Environmental Safety in Bangladesh.	0.00 0.00 0.00 0.00	50.00 0.00 50.00	50.00 0.00 50.00	100.00 % 0.00 % 100.00 %	2.00 % 2.00 %	75.00 75.00 0.00 % 0.00 %	100.00 %
1-Jul-11 to 31-Dec-14	USDA		0.00	0.00	0.00	0.00 %			
							Taka Release :	0.00	
							% of Allocation :	0.00 %	
218	2561-5052	Molecular Characterization and Identification of Important Genetic and Infectious Diseases of Livestock and Poultry in Bangladesh.	90.00 0.00 90.00	40.00 0.00 40.00	40.00 0.00 40.00	100.00 % 0.00 % 100.00 %	22.00 % 22.00 %	60.00 60.00 66.67 % 66.67 %	100.00 %
1-Jan-12 to 31-Dec-14	USDA		0.00	0.00	0.00	0.00 %			
							Taka Release :	0.00	
							% of Allocation :	0.00 %	

## Project-wise Implementation Status of the project under Ministry of Education

Reporting Period: July 2015 To June 2016

RADP:2015-16

(Taka in Lakh)

SI No.	Ministry/Division Name Agency Name Project Code and Name		Project Cost	Target and Progress			Cumulative Progress upto Reporting Period		
				Financial		Physical (% of Total Project) A) Target B) Progress	Fin. Total PA (% of Projects Cost)	Physical Progress in %	
				Allocation	Expenditure				
Implementation Period	Development Partner	A) Total B) Taka C) PA D) RPA	A) Total B) Taka C) PA D) RPA E) CDVAT	A) Total B) Taka C) PA D) RPA E) CDVAT	% of Allocation				
1	2	3	4	5	6	7	8	9	
219	2561-5058	Development of infrastructural facilities of Khulna University of Engineering & Technology (1st Revised)	12,298.00 12,298.00 0.00	4,045.00 4,045.00 0.00	4,045.00 4,045.00 0.00	100.00 % 100.00 % 0.00 %	32.89 % 32.89 % 0.00 %	7,095.00 0.00 57.69 % 0.00 %	57.69 %
1-Jul-12 to 30-Jun-18	Non-Donor Project		0.00	0.00	0.00	0.00 %			
				0.00	0.00	0.00 %	<b>Taka Release :</b> <b>% of Allocation :</b>	4,045.00 100.00 %	
220	2561-5059	Development of National Poet Kazi Nazrul Islam University.	7,445.00 7,445.00 0.00	1,500.00 1,500.00 0.00	1,500.00 1,500.00 0.00	100.00 % 100.00 % 0.00 %	6.00 % 6.00 % 0.00 %	5,225.00 0.00 70.18 % 0.00 %	43.14 %
1-Jul-12 to 31-Dec-18	Non-Donor Project		0.00	0.00	0.00	0.00 %			
				0.00	0.00	0.00 %	<b>Taka Release :</b> <b>% of Allocation :</b>	1,500.00 100.00 %	
221	2561-5064	Strengthening of Fisheries Research and Acqua Garder for Bio-diversity Conservation in Jahangir Nagar Univeristy.	550.00 550.00 0.00	150.00 150.00 0.00	150.00 150.00 0.00	100.00 % 100.00 % 0.00 %	27.27 % 27.27 % 0.00 %	550.00 0.00 100.00 % 0.00 %	100.00 %
1-Oct-12 to 30-Jun-16	Non-Donor Project		0.00	0.00	0.00	0.00 %			
				0.00	0.00	0.00 %	<b>Taka Release :</b> <b>% of Allocation :</b>	150.00 100.00 %	

## Project-wise Implementation Status of the project under Ministry of Education

Reporting Period: July 2015 To June 2016

RADP:2015-16

(Taka in Lakh)

SI No.	Ministry/Division Name Agency Name Project Code and Name		Project Cost	Target and Progress			Cumulative Progress upto Reporting Period		
				Financial		Physical (% of Total Project) A) Target B) Progress	Fin. Total PA (% of Projects Cost)	Physical Progress in %	
				Allocation	Expenditure				
Implementation Period	Development Partner	A) Total B) Taka C) PA D) RPA	A) Total B) Taka C) PA D) RPA E) CDVAT	A) Total B) Taka C) PA D) RPA E) CDVAT	% of Allocation				
1	2	3	4	5	6	7	8	9	
222	2561-5027	Strengthening Hazi Mohammed Danesh Science & Technology Univeristy.	7,629.00 7,629.00 0.00	2,800.00 2,800.00 0.00	2,800.00 2,800.00 0.00	100.00 % 100.00 % 0.00 %	35.00 % 35.00 % 0.00 %	6,475.00 0.00 84.87 % 0.00 %	85.00 %
1-Jan-13 to 30-Jun-17	Non-Donor Project		0.00	0.00	0.00	0.00 %			
				0.00	0.00	0.00 %	<b>Taka Release :</b> <b>% of Allocation :</b>	2,800.00 100.00 %	
223	2561-5073	Establishment of Rangamati Science and Technology University.	11,647.00 11,647.00 0.00	6,755.00 6,755.00 0.00	6,755.00 6,755.00 0.00	100.00 % 100.00 % 0.00 %	26.85 % 26.85 % 0.00 %	6,955.00 0.00 59.71 % 0.00 %	86.57 %
1-Jan-13 to 30-Jun-18	Non-Donor Project		0.00	0.00	0.00	0.00 %			
				0.00	0.00	0.00 %	<b>Taka Release :</b> <b>% of Allocation :</b>	6,755.00 100.00 %	
224	2561-5057	Special Development of Bangladesh Agricultural University.	2,320.00 2,320.00 0.00	895.00 895.00 0.00	895.00 895.00 0.00	100.00 % 100.00 % 0.00 %	38.58 % 38.58 % 0.00 %	1,520.00 0.00 65.52 % 0.00 %	99.83 %
1-Jul-12 to 30-Jun-16	Non-Donor Project		0.00	0.00	0.00	0.00 %			
				0.00	0.00	0.00 %	<b>Taka Release :</b> <b>% of Allocation :</b>	895.00 100.00 %	

## Project-wise Implementation Status of the project under Ministry of Education

Reporting Period: July 2015 To June 2016

RADP:2015-16

(Taka in Lakh)

SI No.	Ministry/Division Name Agency Name Project Code and Name		Project Cost	Target and Progress			Cumulative Progress upto Reporting Period		
				Financial		Physical (% of Total Project) A) Target B) Progress	Fin. Total PA (% of Projects Cost)	Physical Progress in %	
				Allocation	Expenditure				
Implementation Period	Development Partner	A) Total B) Taka C) PA D) RPA	A) Total B) Taka C) PA D) RPA E) CDVAT	A) Total B) Taka C) PA D) RPA E) CDVAT	% of Allocation				
1	2	3	4	5	6	7	8	9	
225	2561-5076	Development of Noakhali Science and Technology University.	4,308.00 4,308.00 0.00	500.00 500.00 0.00	500.00 500.00 0.00	100.00 % 100.00 % 0.00 %	23.00 % 23.00 % 0.00 %	1,600.00 0.00 37.14 % 0.00 %	46.00 %
1-Jul-13	to 30-Jun-16	Non-Donor Project	0.00	0.00	0.00	0.00 %			
				0.00	0.00	0.00 %	<b>Taka Release :</b> <b>% of Allocation :</b>	500.00 100.00 %	
226	2561-5075	Development of Mawlana Bhashani Science and Technology University.	5,690.00 5,690.00 0.00	2,800.00 2,800.00 0.00	2,800.00 2,800.00 0.00	100.00 % 100.00 % 0.00 %	49.21 % 49.21 % 0.00 %	3,700.00 0.00 65.03 % 0.00 %	65.02 %
1-Jul-13	to 30-Jun-17	Non-Donor Project	0.00	0.00	0.00	0.00 %			
				0.00	0.00	0.00 %	<b>Taka Release :</b> <b>% of Allocation :</b>	2,800.00 100.00 %	
227	2561-5074	Construction of two Academic Buildings and an Auditorium Building at Sylhet Agricultural University.	2,200.00 2,200.00 0.00	1,000.00 1,000.00 0.00	1,000.00 1,000.00 0.00	100.00 % 100.00 % 0.00 %	45.45 % 45.45 % 0.00 %	1,550.00 0.00 70.45 % 0.00 %	70.45 %
1-Jul-13	to 30-Jun-16	Non-Donor Project	0.00	0.00	0.00	0.00 %			
				0.00	0.00	0.00 %	<b>Taka Release :</b> <b>% of Allocation :</b>	1,000.00 100.00 %	

## Project-wise Implementation Status of the project under Ministry of Education

Reporting Period: July 2015 To June 2016

RADP:2015-16

(Taka in Lakh)

SI No.	Ministry/Division Name Agency Name Project Code and Name		Project Cost	Target and Progress			Cumulative Progress upto Reporting Period		
				Financial		Physical (% of Total Project) A) Target B) Progress	Fin. Total PA (% of Projects Cost)	Physical Progress in %	
				Allocation	Expenditure				
Implementation Period	Development Partner	A) Total B) Taka C) PA D) RPA	A) Total B) Taka C) PA D) RPA E) CDVAT	A) Total B) Taka C) PA D) RPA E) CDVAT	% of Allocation				
1	2	3	4	5	6	7	8	9	
228	2561-5078	Development of Bangladesh University of Textiles	8,440.00 8,440.00 0.00 0.00	650.00 650.00 0.00 0.00	650.00 650.00 0.00 0.00	100.00 % 100.00 % 0.00 % 0.00 %	7.70 % 7.70 % 0.00 % 0.00 %	960.00 0.00 11.37 % 0.00 %	11.37%
1-Jan-14 to 30-Jun-17	Non-Donor Project		0.00	0.00	0.00	0.00 %			
				0.00	0.00	0.00 %	<b>Taka Release :</b> <b>% of Allocation :</b>	650.00 100.00 %	
229	2561-5077	Infrastructural Facilities for the Department of Industrial and Production Engineering & the Department of Architecture in DUET.	2,200.00 2,200.00 0.00 0.00	1,000.00 1,000.00 0.00 0.00	1,000.00 1,000.00 0.00 0.00	100.00 % 100.00 % 0.00 % 0.00 %	45.45 % 45.45 % 0.00 % 0.00 %	1,510.00 0.00 68.64 % 0.00 %	68.63%
1-Oct-13 to 30-Jun-16	Non-Donor Project		0.00	0.00	0.00	0.00 %			
				0.00	0.00	0.00 %	<b>Taka Release :</b> <b>% of Allocation :</b>	1,000.00 100.00 %	
230	2561-5082	Strengthening the Capacity of Teaching and Research Facilities at the Department of Population Sciences, Dhaka University.	312.00 0.00 312.00 0.00	150.00 0.00 150.00 0.00	100.00 0.00 100.00 0.00	66.67 % 0.00 % 66.67 % 0.00 %	48.07 % 48.07 % 64.10 % 32.05 %	200.00 100.00 64.10 % 32.05 %	81.69%
1-Jan-14 to 31-Dec-16	Non-Donor Project		0.00	0.00	0.00	0.00 %			
				0.00	0.00	0.00 %	<b>Taka Release :</b> <b>% of Allocation :</b>	0.00 0.00 %	

## Project-wise Implementation Status of the project under Ministry of Education

Reporting Period: July 2015 To June 2016

RADP:2015-16

(Taka in Lakh)

SI No.	Ministry/Division Name Agency Name Project Code and Name		Project Cost	Target and Progress			Cumulative Progress upto Reporting Period		
				Financial		Physical (% of Total Project) A) Target B) Progress	Fin. Total PA (% of Projects Cost)	Physical Progress in %	
				Allocation	Expenditure				
Implementation Period	Development Partner	A) Total B) Taka C) PA D) RPA	A) Total B) Taka C) PA D) RPA E) CDVAT	A) Total B) Taka C) PA D) RPA E) CDVAT	% of Allocation				
1	2	3	4	5	6	7	8	9	
231	2561-5079	Further Expansion and Development of Bangabandhu Sheik Mujibur Rahman Science and Technology University.	10,500.00 10,500.00 0.00	2,000.00 2,000.00 0.00	2,000.00 2,000.00 0.00	100.00 % 100.00 % 0.00 %	19.04 % 19.04 % 0.00 %	2,500.00 0.00 23.81 % 0.00 %	23.80 %
1-Jan-14 to 30-Jun-17	Non-Donor Project		0.00	0.00	0.00	0.00 %			
				0.00	0.00	0.00 %	<b>Taka Release :</b>	2,000.00	
						0.00 %	<b>% of Allocation :</b>	100.00 %	
232	2561-5081	Further Expansion and Development of Chittagong Science and Technology University.	6,929.00 6,929.00 0.00	1,000.00 1,000.00 0.00	1,000.00 1,000.00 0.00	100.00 % 100.00 % 0.00 %	14.43 % 10.82 % 0.00 %	2,000.00 0.00 28.86 % 0.00 %	25.25 %
1-Mar-14 to 30-Jun-19	Non-Donor Project		0.00	0.00	0.00	0.00 %			
				0.00	0.00	0.00 %	<b>Taka Release :</b>	1,000.00	
						0.00 %	<b>% of Allocation :</b>	100.00 %	
233	2561-5028	Development of Comilla University-1st phase.	6,856.00 6,856.00 0.00	1,000.00 1,000.00 0.00	1,000.00 1,000.00 0.00	100.00 % 100.00 % 0.00 %	14.59 % 14.59 % 0.00 %	1,500.00 0.00 21.88 % 0.00 %	21.88 %
1-Jul-14 to 30-Jun-19	Non-Donor Project		0.00	0.00	0.00	0.00 %			
				0.00	0.00	0.00 %	<b>Taka Release :</b>	1,000.00	
						0.00 %	<b>% of Allocation :</b>	100.00 %	



## Project-wise Implementation Status of the project under Ministry of Education

Reporting Period: July 2015 To June 2016

RADP:2015-16

(Taka in Lakh)

SI No.	Ministry/Division Name Agency Name Project Code and Name		Project Cost	Target and Progress			Cumulative Progress upto Reporting Period		
				Financial		Physical (% of Total Project) A) Target B) Progress	Fin. Total PA (% of Projects Cost)	Physical Progress in %	
				Allocation	Expenditure				
Implementation Period	Development Partner	A) Total B) Taka C) PA D) RPA	A) Total B) Taka C) PA D) RPA E) CDVAT	A) Total B) Taka C) PA D) RPA E) CDVAT	% of Allocation				
1	2	3	4	5	6	7	8	9	
234	2561-5084	Development of Chittagong Veterinary and Animal Sciences University.	2,385.00 2,385.00 0.00	1,300.00 1,300.00 0.00	1,300.00 1,300.00 0.00	100.00 % 100.00 % 0.00 %	54.51 % 49.06 % 0.00 %	2,100.00 0.00 88.05 % 0.00 %	82.60 %
1-Jul-14	to 30-Jun-16	Non-Donor Project	0.00	0.00	0.00	0.00 %			
				0.00	0.00	0.00 %	<b>Taka Release :</b> <b>% of Allocation :</b>	1,300.00 100.00 %	
235	2561-5025	Further Development of Bangladesh University of Engineering & Technology.	11,000.00 11,000.00 0.00	2,500.00 2,500.00 0.00	2,500.00 2,500.00 0.00	100.00 % 100.00 % 0.00 %	22.73 % 22.73 % 0.00 %	2,600.00 0.00 23.64 % 0.00 %	23.64 %
1-Jul-14	to 30-Jun-19	Non-Donor Project	0.00	0.00	0.00	0.00 %			
				0.00	0.00	0.00 %	<b>Taka Release :</b> <b>% of Allocation :</b>	2,500.00 100.00 %	
236	2561-5029	Further Development of Islamic University (2nd Phase)	7,058.00 7,058.00 0.00	500.00 500.00 0.00	500.00 500.00 0.00	100.00 % 100.00 % 0.00 %	7.08 % 7.08 % 0.00 %	1,000.00 0.00 14.17 % 0.00 %	8.50 %
1-Jan-15	to 30-Jun-19	Non-Donor Project	0.00	0.00	0.00	0.00 %			
				0.00	0.00	0.00 %	<b>Taka Release :</b> <b>% of Allocation :</b>	500.00 100.00 %	

## Project-wise Implementation Status of the project under Ministry of Education

Reporting Period: July 2015 To June 2016

RADP:2015-16

(Taka in Lakh)

SI No.	Ministry/Division Name Agency Name Project Code and Name		Project Cost	Target and Progress			Cumulative Progress upto Reporting Period		
				Financial		Physical (% of Total Project) A) Target B) Progress	Fin. Total PA (% of Projects Cost)	Physical Progress in %	
				Allocation	Expenditure				
Implementation Period	Development Partner	A) Total B) Taka C) PA D) RPA	A) Total B) Taka C) PA D) RPA E) CDVAT	A) Total B) Taka C) PA D) RPA E) CDVAT	% of Allocation				
1	2	3	4	5	6	7	8	9	
237	2561-5065	Special Development of Begum Rokeya University, Rangpur	9,750.00 9,750.00 0.00	500.00 500.00 0.00	500.00 500.00 0.00	100.00 % 100.00 % 0.00 %	5.12 % 5.12 % 0.00 %	900.00 0.00 9.23 % 0.00 %	9.22%
1-Jan-15 to 30-Jun-18	Non-Donor Project		0.00	0.00	0.00	0.00 %			
				0.00	0.00	0.00 %		Taka Release : 500.00 % of Allocation : 100.00 %	
238	2561-5086	Construction of the Remaining Part of 7 March Building of Rokeya Hall of Dhaka University.	4,429.00 4,429.00 0.00	3,118.00 3,118.00 0.00	3,118.00 3,118.00 0.00	100.00 % 100.00 % 0.00 %	70.39 % 70.39 % 0.00 %	3,119.00 0.00 70.42 % 0.00 %	70.39%
1-Jan-15 to 30-Jun-17	Non-Donor Project		0.00	0.00	0.00	0.00 %			
				0.00	0.00	0.00 %		Taka Release : 3,118.00 % of Allocation : 100.00 %	
239	2561-5087	Resource on Disasters Prevention Mitigation Measures against Flood and Storm Surges in Bangladesh.	2,838.00 0.00 2,838.00	700.00 0.00 700.00	0.00 0.00 0.00	0.00 % 0.00 % 0.00 %	20.00 % 20.00 % 0.00 %	100.00 100.00 3.52 % 3.52 %	24.00%
1-Jul-14 to 30-Jun-19	JICA		0.00	0.00	0.00	0.00 %			
				0.00	0.00	0.00 %		Taka Release : 0.00 % of Allocation : 0.00 %	

## Project-wise Implementation Status of the project under Ministry of Education

Reporting Period: July 2015 To June 2016

RADP:2015-16

(Taka in Lakh)

SI No.	Ministry/Division Name Agency Name Project Code and Name		Project Cost	Target and Progress			Cumulative Progress upto Reporting Period		
				Financial		Physical (% of Total Project) A) Target B) Progress	Fin. Total PA (% of Projects Cost)	Physical Progress in %	
	Allocation	Expenditure							
		A) Total B) Taka C) PA D) RPA E) CDVAT		A) Total B) Taka C) PA D) RPA E) CDVAT	% of Allocation				
1	2	3	4	5	6	7	8	9	
240	2561-5088	Creating the Residential Facilities for the Buddhist & other Minorities Students of Chittagong Univeristy.	2,415.00 2,415.00 0.00	1,068.00 1,068.00 0.00	1,068.00 1,068.00 0.00	100.00 % 100.00 % 0.00 %	44.22 % 44.22 % 0.00 %	1,068.00 0.00 44.22 % 0.00 %	44.22 %
1-Jan-15	to 30-Jun-17	Non-Donor Project	0.00	0.00	0.00	0.00 %			
				0.00	0.00	0.00 %	<b>Taka Release :</b> <b>% of Allocation :</b>	1,068.00 100.00 %	
241	2561-5089	Construction of a 20-storied Sheik Rasel Tower Building for the Officers' of Dhaka University.	8,781.00 8,781.00 0.00	200.00 200.00 0.00	200.00 200.00 0.00	100.00 % 100.00 % 0.00 %	2.27 % 2.27 % 0.00 %	200.00 0.00 2.28 % 0.00 %	2.27 %
1-Jul-15	to 30-Jun-18	Non-Donor Project	0.00	0.00	0.00	0.00 %			
				0.00	0.00	0.00 %	<b>Taka Release :</b> <b>% of Allocation :</b>	200.00 100.00 %	
242	2561-5092	Development of Bangladesh University of Professionals	25,688.00 25,688.00 0.00	1,000.00 1,000.00 0.00	1,000.00 1,000.00 0.00	100.00 % 100.00 % 0.00 %	3.89 % 3.89 % 0.00 %	1,000.00 0.00 3.89 % 0.00 %	3.89 %
1-Jul-15	to 31-Dec-18	Non-Donor Project	0.00	0.00	0.00	0.00 %			
				0.00	0.00	0.00 %	<b>Taka Release :</b> <b>% of Allocation :</b>	1,000.00 100.00 %	

## Project-wise Implementation Status of the project under Ministry of Education

Reporting Period: July 2015 To June 2016

RADP:2015-16

(Taka in Lakh)

SI No.	Ministry/Division Name Agency Name Project Code and Name		Project Cost	Target and Progress			Cumulative Progress upto Reporting Period		
				Financial		Physical (% of Total Project) A) Target B) Progress	Fin. Total PA (% of Projects Cost)	Physical Progress in %	
				Allocation	Expenditure				
Implementation Period	Development Partner	A) Total B) Taka C) PA D) RPA	A) Total B) Taka C) PA D) RPA E) CDVAT	A) Total B) Taka C) PA D) RPA E) CDVAT	% of Allocation				
1	2	3	4	5	6	7	8	9	
243	2561-5090	Creation of Physical and other Facilities for the Faculty of Agricultural Economics and Rural Development at Bangabandhu Sheikh Mujibur Rahman Agricultural University (BSMRAU)	3,474.00 3,474.00 0.00	500.00 500.00 0.00	500.00 500.00 0.00	100.00 % 100.00 % 0.00 %	14.39 % 14.39 % 0.00 %	500.00 0.00 14.39 % 0.00 %	14.39 %
1-Jan-14 to 30-Jun-17	Non-Donor Project		0.00	0.00	0.00	0.00 %			
				0.00	0.00	0.00 %	<b>Taka Release :</b> <b>% of Allocation :</b>	500.00 100.00 %	
244	2561-5091	Construction of 120 Bedded Female Dormitory with Common Facilities Building at IUT, Board Bazar, Gazipur	1,640.00 1,640.00 0.00	656.00 656.00 0.00	656.00 656.00 0.00	100.00 % 100.00 % 0.00 %	40.01 % 40.01 % 0.00 %	656.00 0.00 40.00 % 0.00 %	40.01 %
1-Jan-15 to 30-Jun-17	Non-Donor Project		0.00	0.00	0.00	0.00 %			
				0.00	0.00	0.00 %	<b>Taka Release :</b> <b>% of Allocation :</b>	656.00 100.00 %	
245	2561-5000	Academic and Infrastructural Development of Jessore University of Science and Technology	28,189.00 28,189.00 0.00	100.00 100.00 0.00	100.00 100.00 0.00	100.00 % 100.00 % 0.00 %	0.35 % 0.35 % 0.00 %	100.00 0.00 0.35 % 0.00 %	0.35 %
1-Dec-15 to 30-Jun-20	Non-Donor Project		0.00	0.00	0.00	0.00 %			
				0.00	0.00	0.00 %	<b>Taka Release :</b> <b>% of Allocation :</b>	100.00 100.00 %	

## Project-wise Implementation Status of the project under Ministry of Education

Reporting Period: July 2015 To June 2016

RADP:2015-16

(Taka in Lakh)

SI No.	Ministry/Division Name Agency Name Project Code and Name		Project Cost	Target and Progress			Cumulative Progress upto Reporting Period		
				Financial		Physical (% of Total Project) A) Target B) Progress	Fin. Total PA (% of Projects Cost)	Physical Progress in %	
				Allocation	Expenditure				
Implementation Period	Development Partner	A) Total B) Taka C) PA D) RPA	A) Total B) Taka C) PA D) RPA E) CDVAT	A) Total B) Taka C) PA D) RPA E) CDVAT	% of Allocation				
1	2	3	4	5	6	7	8	9	
246	2561-5093	Establishment of Ship Model Testing Centre (Towing Tank) at Buet	4,884.00 4,884.00 0.00 0.00	100.00 100.00 0.00 0.00	100.00 100.00 0.00 0.00	100.00 % 100.00 % 0.00 % 0.00 %	2.05 % 2.05 % 0.00 % 0.00 %	100.00 0.00 2.05 % 0.00 %	2.05 %
1-Jul-15	to 31-Dec-17	Non-Donor Project							
							Taka Release : % of Allocation :	100.00 100.00 %	
<b>Executing Agency Total</b>			567,454.71 384,519.38 182,935.33 179,154.00	98,653.00 76,437.00 22,216.00 0.00 0.00	97,902.00 76,436.00 21,466.00 0.00 0.00	99.24 % 100.00 % 96.62 % 0.00 % 0.00 %		Taka Release : % of Allocation :	76,436.00 100.00 %
<b>Facilities Department</b>									
247	2571-5021	Strengthening the Education Engineering Department by establishing head Quarter and District Offices.	11,862.45 11,862.45 0.00 0.00	800.00 800.00 0.00 0.00	800.00 800.00 0.00 0.00	100.00 % 100.00 % 0.00 % 0.00 %	6.72 % 6.72 % 0.00 % 0.00 %	1,428.00 0.00 12.04 % 0.00 %	12.00 %
1-Jan-14	to 31-Dec-16	Non-Donor Project							
							Taka Release : % of Allocation :	800.00 100.00 %	

## Project-wise Implementation Status of the project under Ministry of Education

Reporting Period: July 2015 To June 2016

RADP:2015-16

(Taka in Lakh)

SI No.	Ministry/Division Name Agency Name Project Code and Name		Project Cost	Target and Progress			Cumulative Progress upto Reporting Period	
				Financial		Physical (% of Total Project) A) Target B) Progress	Fin. Total PA (% of Projects Cost)	Physical Progress in %
				Allocation	Expenditure			
Implementation Period	Development Partner	A) Total B) Taka C) PA D) RPA	A) Total B) Taka C) PA D) RPA E) CDVAT	A) Total B) Taka C) PA D) RPA E) CDVAT	% of Allocation			
1	2	3	4	5	6	7	8	9

<b>Executing Agency Total</b>	11,862.45	800.00	800.00	100.00 %	<b>Taka Release :</b>	800.00
	11,862.45	800.00	800.00	100.00 %	<b>% of Allocation :</b>	100.00 %
	0.00	0.00	0.00	0.00 %		
	0.00	0.00	0.00	0.00 %		

**Bureau of Educational Information and Statistics**

248	2579-5017	Establishment of Upazilla ICT Training and Resource Centre for Education (UITRCE).	40,377.76	2,052.00	2,012.00	98.05 %	5.08 %	30,954.00	86.98 %
			13,662.76	2,052.00	2,012.00	98.05 %	4.98 %	26,715.00	
			26,715.00	0.00	0.00	0.00 %		76.66 %	
			0.00	0.00	0.00	0.00 %		100.00 %	
1-Aug-10 to 30-Jun-17	South Korea			0.00	0.00	0.00 %			
				0.00	0.00	0.00 %			
							<b>Taka Release :</b>	2,052.00	
							<b>% of Allocation :</b>	100.00 %	

<b>Executing Agency Total</b>	40,377.76	2,052.00	2,012.00	98.05 %	<b>Taka Release :</b>	2,052.00
	13,662.76	2,052.00	2,012.00	98.05 %	<b>% of Allocation :</b>	100.00 %
	26,715.00	0.00	0.00	0.00 %		
	0.00	0.00	0.00	0.00 %		

**Department of Education Engineering**

## Project-wise Implementation Status of the project under Ministry of Education

Reporting Period: July 2015 To June 2016

RADP:2015-16

(Taka in Lakh)

SI No.	Ministry/Division Name Agency Name Project Code and Name		Project Cost	Target and Progress			Cumulative Progress upto Reporting Period		
				Financial		Physical (% of Total Project) A) Target B) Progress	Fin. Total PA (% of Projects Cost)	Physical Progress in %	
				Allocation	Expenditure				
Implementation Period	Development Partner	A) Total B) Taka C) PA D) RPA	A) Total B) Taka C) PA D) RPA E) CDVAT	A) Total B) Taka C) PA D) RPA E) CDVAT	% of Allocation				
1	2	3	4	5	6	7	8	9	
249	2571-8074	Development of Physical Infrastructure of Selected Non-Govt. Secondary Schools.	225,315.41 225,315.41 0.00	25,000.00 25,000.00 0.00	25,000.00 25,000.00 0.00	100.00 % 100.00 % 0.00 %	11.09 % 11.09 % 0.00 %	156,530.00 0.00 69.47 % 0.00 %	96.09 %
1-Jan-11 to 30-Jun-16	Non-Donor Project		0.00	0.00	0.00	0.00 %			
				0.00	0.00	0.00 %		Taka Release : 25,000.00 % of Allocation : 100.00 %	
250	2571-8072	Construction of Academic Building to Selected Non-Govt. Madrashas.	73,824.00 73,824.00 0.00	12,000.00 12,000.00 0.00	11,997.00 11,997.00 0.00	99.98 % 99.98 % 0.00 %	16.26 % 16.26 % 0.00 %	63,499.00 0.00 86.01 % 0.00 %	86.00 %
1-Jul-11 to 30-Jun-16	Non-Donor Project		0.00	0.00	0.00	0.00 %			
				0.00	0.00	0.00 %		Taka Release : 12,000.00 % of Allocation : 100.00 %	
251	2571-8073	Development of Guide House of Bangladesh Girl Guides Association and Girl Guide Camp at Baroy Para of Kaliakoir.	1,911.79 1,911.79 0.00	502.00 502.00 0.00	502.00 502.00 0.00	100.00 % 100.00 % 0.00 %	26.26 % 26.26 % 0.00 %	1,751.00 0.00 91.59 % 0.00 %	100.00 %
1-Jul-12 to 30-Jun-16	Non-Donor Project		0.00	0.00	0.00	0.00 %			
				0.00	0.00	0.00 %		Taka Release : 502.00 % of Allocation : 100.00 %	

## Project-wise Implementation Status of the project under Ministry of Education

Reporting Period: July 2015 To June 2016

RADP:2015-16

(Taka in Lakh)

SI No.	Ministry/Division Name Agency Name Project Code and Name		Project Cost	Target and Progress			Cumulative Progress upto Reporting Period		
				Financial		Physical (% of Total Project) A) Target B) Progress	Fin. Total PA (% of Projects Cost)	Physical Progress in %	
				Allocation	Expenditure				
Implementation Period	Development Partner	A) Total B) Taka C) PA D) RPA	A) Total B) Taka C) PA D) RPA E) CDVAT	A) Total B) Taka C) PA D) RPA E) CDVAT	% of Allocation				
1	2	3	4	5	6	7	8	9	
252	2571-8080	Development of Mohammedpur Central College, Lalmatia Women's College and Agargaon Taltala Government Colony School & College.	2,761.92 2,761.92 0.00	520.00 520.00 0.00	520.00 520.00 0.00	100.00 % 100.00 % 0.00 %	18.83 % 18.83 % 0.00 %	2,001.00 0.00 72.45 % 0.00 %	72.00 %
1-Jan-13 to 30-Jun-16	Non-Donor Project		0.00	0.00	0.00	0.00 %			
				0.00	0.00	0.00 %	<b>Taka Release :</b> <b>% of Allocation :</b>	520.00 100.00 %	
253	2571-8092	Enhancement the Learning Environment of Selected Madrasa in Bangladesh.	11,096.10 2,720.10 8,376.00	2,850.00 350.00 2,500.00	2,427.00 350.00 2,077.00	85.16 % 100.00 % 83.08 %	25.00 % 21.00 % 83.08 %	4,998.00 4,134.00 45.04 % 49.36 %	47.21 %
1-Apr-13 to 30-Jun-16	IDB		0.00	2,500.00	2,077.00	83.08 %			
				0.00	0.00	0.00 %	<b>Taka Release :</b> <b>% of Allocation :</b>	350.00 100.00 %	
254	2571-5018	Construction of 500 Seated Bangamata Fazilatunnesa Female Hostel at Sakhipur Residential Mohila College, Sakhipur Upazila, Tangail District.	2,202.20 2,202.20 0.00	725.00 725.00 0.00	725.00 725.00 0.00	100.00 % 100.00 % 0.00 %	32.92 % 32.92 % 0.00 %	1,627.00 0.00 73.88 % 0.00 %	74.00 %
1-Jul-13 to 30-Jun-16	Non-Donor Project		0.00	0.00	0.00	0.00 %			
				0.00	0.00	0.00 %	<b>Taka Release :</b> <b>% of Allocation :</b>	725.00 100.00 %	



## Project-wise Implementation Status of the project under Ministry of Education

Reporting Period: July 2015 To June 2016

RADP:2015-16

(Taka in Lakh)

SI No.	Ministry/Division Name Agency Name Project Code and Name		Project Cost	Target and Progress			Cumulative Progress upto Reporting Period		
				Financial		Physical (% of Total Project) A) Target B) Progress	Fin. Total PA (% of Projects Cost)	Physical Progress in %	
				Allocation	Expenditure				
Implementation Period	Development Partner	A) Total B) Taka C) PA D) RPA	A) Total B) Taka C) PA D) RPA E) CDVAT	A) Total B) Taka C) PA D) RPA E) CDVAT	% of Allocation				
1	2	3	4	5	6	7	8	9	
255	2571-5019	Establishment of Paikgacha Agriculral College, Dhaka.	4,536.00 4,536.00 0.00	4.00 4.00 0.00	4.00 4.00 0.00	100.00 % 100.00 % 0.00 %	0.08 % 0.08 % 0.00 %	345.00 0.00 7.61 % 0.00 %	8.00 %
1-Jan-14 to 30-Jun-16	Non-Donor Project		0.00	0.00	0.00	0.00 %			
				0.00	0.00	0.00 %	Taka Release : 4.00 % of Allocation : 100.00 %		
256	2571-5020	Infrastructure Development of Sheikh Hasina Academy & Womens College, Kalkeni Upazilla, Madaripur District.	1,812.00 1,812.00 0.00	351.00 351.00 0.00	351.00 351.00 0.00	100.00 % 100.00 % 0.00 %	19.00 % 19.00 % 0.00 %	351.00 0.00 19.37 % 0.00 %	19.00 %
1-Jul-14 to 30-Jun-16	Non-Donor Project		0.00	0.00	0.00	0.00 %			
				0.00	0.00	0.00 %	Taka Release : 351.00 % of Allocation : 100.00 %		
257	2571-5000	infrastructure development of Ideal D.K Syed Atahar Ali Academy and College, kalakini, Madaripur	1,846.00 1,846.00 0.00	1.00 1.00 0.00	1.00 1.00 0.00	100.00 % 100.00 % 0.00 %	5.41 % 0.05 % 0.00 %	1.00 0.00 0.05 % 0.00 %	0.05 %
1-Jul-15 to 30-Jun-17	Non-Donor Project		0.00	0.00	0.00	0.00 %			
				0.00	0.00	0.00 %	Taka Release : 1.00 % of Allocation : 100.00 %		

## Project-wise Implementation Status of the project under Ministry of Education

Reporting Period: July 2015 To June 2016

RADP:2015-16

(Taka in Lakh)

SI No.	Ministry/Division Name Agency Name Project Code and Name		Project Cost	Target and Progress			Cumulative Progress upto Reporting Period		
				Financial		Physical (% of Total Project) A) Target B) Progress	Fin. Total PA (% of Projects Cost)	Physical Progress in %	
				Allocation	Expenditure				
1	2	3	4	5	6	7	8	9	
	Implementation Period	Development Partner	A) Total B) Taka C) PA D) RPA	A) Total B) Taka C) PA D) RPA E) CDVAT	A) Total B) Taka C) PA D) RPA E) CDVAT	% of Allocation			
258	2571-5001 Improvement of maligamo Ideal High School at Daudkandi Upazilain Comilla district.		2,097.00 2,097.00 0.00 0.00	1.00 1.00 0.00 0.00	1.00 1.00 0.00 0.00	100.00 % 100.00 % 0.00 % 0.00 %	0.05 % 0.05 % 0.05 % 0.00 %	1.00 0.00 0.05 % 0.00 %	0.05 %
1-Jan-15 to 30-Jun-17	Non-Donor Project		0.00	0.00	0.00	0.00 %			
				0.00	0.00	0.00 %		Taka Release : 1.00 % of Allocation : 100.00 %	
<b>Executing Agency Total</b>			327,402.42 319,026.42 8,376.00 0.00	41,954.00 39,454.00 2,500.00 2,500.00 0.00	41,528.00 39,451.00 2,077.00 2,077.00 0.00	98.98 % 99.99 % 83.08 % 83.08 % 0.00 %		Taka Release : 39,454.00 % of Allocation : 100.00 %	
<b>Bangladesh Scouts</b>									
259	2505-7010 Establishment of International Mother Language Institute (2nd Phase).		5,477.00 5,477.00 0.00 0.00	1,608.00 1,608.00 0.00 0.00	1,178.00 1,178.00 0.00 0.00	73.26 % 73.26 % 0.00 % 0.00 %	23.00 % 21.00 % 61.88 % 0.00 %	3,389.00 0.00 61.88 % 0.00 %	62.00 %
1-Nov-11 to 30-Oct-16	Non-Donor Project		0.00	0.00	0.00	0.00 %			
				0.00	0.00	0.00 %		Taka Release : 1,608.00 % of Allocation : 100.00 %	

## Project-wise Implementation Status of the project under Ministry of Education

Reporting Period: July 2015 To June 2016

RADP:2015-16

(Taka in Lakh)

SI No.	Ministry/Division Name Agency Name Project Code and Name		Project Cost	Target and Progress			Cumulative Progress upto Reporting Period	
				Financial		Physical (% of Total Project) A) Target B) Progress	Fin. Total PA (% of Projects Cost)	Physical Progress in %
				Allocation	Expenditure			
Implementation Period	Development Partner	A) Total B) Taka C) PA D) RPA	A) Total B) Taka C) PA D) RPA E) CDVAT	A) Total B) Taka C) PA D) RPA E) CDVAT	% of Allocation			
1	2	3	4	5	6	7	8	9

<b>Executing Agency Total</b>	5,477.00	1,608.00	1,178.00	73.26 %	<b>Taka Release :</b>	1,608.00
	5,477.00	1,608.00	1,178.00	73.26 %	<b>% of Allocation :</b>	100.00 %
	0.00	0.00	0.00	0.00 %		
	0.00	0.00	0.00	0.00 %		

**Bangladesh Madrasa Education Board**

260	2581-0002	Construction of Madrasa Education Board Building.	975.00	1.00	0.00	0.00 %	0.10 %	0.00	0.00 %
			975.00	1.00	0.00	0.00 %	0.00 %	0.00	
			0.00	0.00	0.00	0.00 %		0.00 %	
1-Jan-13 to 31-Jul-14	Non-Donor Project		0.00	0.00	0.00	0.00 %		0.00 %	
				0.00	0.00	0.00 %	<b>Taka Release :</b>	0.00	
							<b>% of Allocation :</b>	0.00 %	

<b>Executing Agency Total</b>	975.00	1.00	0.00	0.00 %	<b>Taka Release :</b>	0.00
	975.00	1.00	0.00	0.00 %	<b>% of Allocation :</b>	0.00 %
	0.00	0.00	0.00	0.00 %		
	0.00	0.00	0.00	0.00 %		

**Technical Education Board**

## Project-wise Implementation Status of the project under Ministry of Education

Reporting Period: July 2015 To June 2016

RADP:2015-16

(Taka in Lakh)

SI No.	Ministry/Division Name Agency Name Project Code and Name		Project Cost	Target and Progress			Cumulative Progress upto Reporting Period		
				Allocation	Financial		Physical (% of Total Project) A) Target B) Progress	Fin. Total PA (% of Projects Cost)	Physical Progress in %
					A) Total B) Taka C) PA D) RPA E) CDVAT	A) Total B) Taka C) PA D) RPA E) CDVAT			
1	2	3	4	5	6	7	8	9	
261	2582-0004	Creating Accomodation Facilities for BTEB Employees.	3,231.00 3,231.00 0.00 0.00	1.00 1.00 0.00 0.00	0.00 0.00 0.00 0.00	0.00 % 0.00 % 0.00 % 0.00 %	0.00 % 0.00 % 61.90 % 0.00 %	2,000.00 0.00 61.90 % 0.00 %	100.00 %
1-Apr-12	to 30-Jun-15	Non-Donor Project	0.00	0.00	0.00	0.00 %			
				0.00	0.00	0.00 %		<b>Taka Release :</b> 0.00 <b>% of Allocation :</b> 0.00 %	
262	2582-0005	Finishing the incomplete work of BTEB Bhavan-2.	2,000.00 1,000.00 1,000.00 800.00	550.00 550.00 0.00 0.00	400.00 400.00 0.00 0.00	72.73 % 72.73 % 0.00 % 0.00 %	9.00 % 7.00 % 0.00 % 0.00 %	400.00 0.00 20.00 % 0.00 %	7.00 %
1-Oct-14	to 30-Jun-17	Non-Donor Project	800.00	0.00	0.00	0.00 %			
				0.00	0.00	0.00 %		<b>Taka Release :</b> 400.00 <b>% of Allocation :</b> 72.73 %	
<b>Executing Agency Total</b>			5,231.00 4,231.00 1,000.00 800.00	551.00 551.00 0.00 0.00	400.00 400.00 0.00 0.00	72.60 % 72.60 % 0.00 % 0.00 %		<b>Taka Release :</b> 400.00 <b>% of Allocation :</b> 72.60 %	

**National Curriculum and Textbook Board (NC & TB)**

## Project-wise Implementation Status of the project under Ministry of Education

Reporting Period: July 2015 To June 2016

RADP:2015-16

(Taka in Lakh)

SI No.	Ministry/Division Name Agency Name Project Code and Name		Project Cost	Target and Progress			Cumulative Progress upto Reporting Period		
				Financial		Physical (% of Total Project) A) Target B) Progress	Fin. Total PA (% of Projects Cost)	Physical Progress in %	
				Allocation	Expenditure				
Implementation Period	Development Partner	A) Total B) Taka C) PA D) RPA	A) Total B) Taka C) PA D) RPA E) CDVAT	A) Total B) Taka C) PA D) RPA E) CDVAT	% of Allocation				
1	2	3	4	5	6	7	8	9	
263	2583-0001	Development of National Curriculum and Textbook Board.	2,500.00	1.00	0.00	0.00 %	0.04 %	2,000.00	80.00 %
			2,500.00	1.00	0.00	0.00 %	0.00 %	0.00	
			0.00	0.00	0.00	0.00 %		80.00 %	
			0.00	0.00	0.00	0.00 %		0.00 %	
1-Mar-13 to 30-Jun-16	Non-Donor Project		0.00	0.00	0.00	0.00 %			
			0.00	0.00	0.00	0.00 %			
							<b>Taka Release :</b>	0.00	
							<b>% of Allocation :</b>	0.00 %	
	<b>Executing Agency Total</b>		2,500.00	1.00	0.00	0.00 %			
			2,500.00	1.00	0.00	0.00 %			
			0.00	0.00	0.00	0.00 %			
			0.00	0.00	0.00	0.00 %			
							<b>Taka Release :</b>	0.00	
							<b>% of Allocation :</b>	0.00 %	
<b>Secondary and Higher Secondary Education Board, Dinajpur</b>									
264	2584-0001	Development of Secondary and Higher Secondary Education Board, Dinajpur	2,864.00	1,600.00	951.86	59.49 %	50.00 %	1,951.86	83.00 %
			2,864.00	1,600.00	951.86	59.49 %	33.00 %	0.00	
			0.00	0.00	0.00	0.00 %		68.15 %	
			0.00	0.00	0.00	0.00 %		0.00 %	
1-Apr-13 to 30-Jun-15	Non-Donor Project		0.00	0.00	0.00	0.00 %			
			0.00	0.00	0.00	0.00 %			
							<b>Taka Release :</b>	951.86	
							<b>% of Allocation :</b>	59.49 %	

## Project-wise Implementation Status of the project under Ministry of Education

Reporting Period: July 2015 To June 2016

RADP:2015-16

(Taka in Lakh)

SI No.	Ministry/Division Name Agency Name Project Code and Name		Project Cost	Target and Progress			Cumulative Progress upto Reporting Period		
				Financial		Physical (% of Total Project) A) Target B) Progress	Fin. Total PA (% of Projects Cost)	Physical Progress in %	
	Allocation	Expenditure							
		A) Total B) Taka C) PA D) RPA E) CDVAT		A) Total B) Taka C) PA D) RPA E) CDVAT	% of Allocation				
1	2	3	4	5	6	7	8	9	
265	2584-0002	Secondary and Higher Secondary Education Board, Chittagong.	2,542.00	124.00	124.00	100.00 %	4.88 %	124.00	4.88 %
		Development Partner	2,542.00	124.00	124.00	100.00 %	4.88 %	0.00	
			0.00	0.00	0.00	0.00 %		4.88 %	
			0.00	0.00	0.00	0.00 %		0.00 %	
1-Jul-14	to 30-Jun-16	<b>Non-Donor Project</b>	0.00	0.00	0.00	0.00 %			
				0.00	0.00	0.00 %		<b>Taka Release :</b> 124.00	
								<b>% of Allocation :</b> 100.00 %	
<b>Executing Agency Total</b>			5,406.00	1,724.00	1,075.86	62.40 %		<b>Taka Release :</b> 1,075.86	
			5,406.00	1,724.00	1,075.86	62.40 %		<b>% of Allocation :</b> 62.40 %	
			0.00	0.00	0.00	0.00 %			
			0.00	0.00	0.00	0.00 %			
				0.00	0.00	0.00 %			
				0.00	0.00	0.00 %			
<b>Ministry Total</b>			2,727,936.46	427,999.00	422,002.07	98.60 %		<b>Taka Release :</b> 309,942.86	
			2,050,148.34	312,278.00	308,821.42	98.89 %		<b>% of Allocation :</b> 99.25 %	
			677,788.12	115,721.00	113,180.65	97.80 %			
			496,697.86	85,432.00	84,181.96	98.54 %			
				40.00	0.00	0.00 %			

## Project-wise Implementation Status of the project under Ministry of Science and Technology

Reporting Period: July 2015 To June 2016

RADP:2015-16

(Taka in Lakh)

SI No.	Ministry/Division Name Agency Name Project Code and Name		Project Cost	Target and Progress			Cumulative Progress upto Reporting Period		
				Financial		Physical (% of Total Project) A) Target B) Progress	Fin. Total PA (% of Projects Cost)	Physical Progress in %	
	Allocation	Expenditure							
	Implementation Period	Development Partner	A) Total B) Taka C) PA D) RPA	A) Total B) Taka C) PA D) RPA E) CDVAT	A) Total B) Taka C) PA D) RPA E) CDVAT	% of Allocation			
	1	2	3	4	5	6	7	8	9

**Ministry of Science and Technology**  
**Ministry's Own**

266	2601-5190	National Oceanographic Research institute (Phase- 1)	10,234.00 10,234.00 0.00 0.00	2,260.00 2,260.00 0.00 0.00	1,217.66 1,217.66 0.00 0.00	53.88 % 53.88 % 0.00 % 0.00 %	2.50 % 2.00 % 71.70 % 0.00 %	7,337.66 0.00 0.00 % 0.00 %	80.00 %
	1-Jul-00	to 30-Jun-17	Non-Donor Project					Taka Release : 1,962.50 % of Allocation : 86.84 %	
267	2601-5538	Bangabandhu Fellowship on SICT.	8,596.00 8,596.00 0.00 0.00	1,207.00 1,207.00 0.00 0.00	1,204.10 1,204.10 0.00 0.00	99.76 % 99.76 % 0.00 % 0.00 %	5.00 % 5.00 % 86.45 % 0.00 %	7,431.10 0.00 0.00 % 0.00 %	90.00 %
	1-Jul-10	to 30-Jun-16	Non-Donor Project					Taka Release : 1,207.00 % of Allocation : 100.00 %	
268	2601-5014	Study Project for Establishing of Marine Aquarium at Bangladesh Oceanographic Research Institute Cox's Bazar	195.00 195.00 0.00 0.00	30.00 30.00 0.00 0.00	6.81 6.81 0.00 0.00	22.70 % 22.70 % 0.00 % 0.00 %	25.00 % 25.00 % 3.49 % 0.00 %	6.81 0.00 0.00 % 0.00 %	30.00 %
	1-Sep-15	to 31-Dec-16	Non-Donor Project					Taka Release : 25.00 % of Allocation : 83.33 %	

## Project-wise Implementation Status of the project under Ministry of Science and Technology

Reporting Period: July 2015 To June 2016

RADP:2015-16

(Taka in Lakh)

SI No.	Ministry/Division Name Agency Name Project Code and Name		Project Cost	Target and Progress			Cumulative Progress upto Reporting Period	
				Financial		Physical (% of Total Project) A) Target B) Progress	Fin. Total PA (% of Projects Cost)	Physical Progress in %
				Allocation	Expenditure			
Implementation Period	Development Partner	A) Total B) Taka C) PA D) RPA	A) Total B) Taka C) PA D) RPA E) CDVAT	A) Total B) Taka C) PA D) RPA E) CDVAT	% of Allocation			
1	2	3	4	5	6	7	8	9

<b>Executing Agency Total</b>	19,025.00	3,497.00	2,428.57	69.45 %	<b>Taka Release :</b>	3,194.50
	19,025.00	3,497.00	2,428.57	69.45 %	<b>% of Allocation :</b>	91.35 %
	0.00	0.00	0.00	0.00 %		
	0.00	0.00	0.00	0.00 %		

**Bangladesh Atomic Energy Commission**

269	2605-7500	Establishment of Pet-City with Cyclotrine Facilities.	12,000.00	5,100.00	5,100.00	100.00 %	35.00 %	8,627.00	75.00 %
			12,000.00	5,100.00	5,100.00	100.00 %	35.00 %	0.00	
			0.00	0.00	0.00	0.00 %		71.89 %	
			0.00	0.00	0.00	0.00 %		0.00 %	
1-Oct-11	to 30-Sep-16	Non-Donor Project		0.00	0.00	0.00 %			
				50.00	0.00	0.00 %	<b>Taka Release :</b>	5,100.00	
							<b>% of Allocation :</b>	100.00 %	
270	2605-5072	Establishment of Radioactivity Testing and Monitoring Laboratories (RTML) Port (2nd Revised).	1,712.00	755.00	754.00	99.87 %	27.00 %	1,668.54	80.00 %
			1,712.00	755.00	754.00	99.87 %	27.00 %	0.00	
			0.00	0.00	0.00	0.00 %		97.46 %	
			0.00	0.00	0.00	0.00 %		0.00 %	
1-Jul-12	to 30-Jun-17	Non-Donor Project		0.00	0.00	0.00 %			
				30.00	0.00	0.00 %	<b>Taka Release :</b>	755.00	
							<b>% of Allocation :</b>	100.00 %	



## Project-wise Implementation Status of the project under Ministry of Science and Technology

Reporting Period: July 2015 To June 2016

RADP:2015-16

(Taka in Lakh)

SI No.	Ministry/Division Name Agency Name Project Code and Name		Project Cost	Target and Progress			Cumulative Progress upto Reporting Period		
				Financial		Physical (% of Total Project) A) Target B) Progress	Fin. Total PA (% of Projects Cost)	Physical Progress in %	
				Allocation	Expenditure				
Implementation Period	Development Partner	A) Total B) Taka C) PA D) RPA	A) Total B) Taka C) PA D) RPA E) CDVAT	A) Total B) Taka C) PA D) RPA E) CDVAT	% of Allocation				
1	2	3	4	5	6	7	8	9	
271	2605-5096	Establishment of Rooppur Nuclear Power Plant (1st Phase).	508,709.00 108,709.00 400,000.00	59,513.00 27,113.00 32,400.00	59,315.26 26,915.26 32,400.00	99.67 % 99.27 % 100.00 %	2.00 % 2.00 % 90.85 % 99.35 %	462,145.57 397,412.00	80.00 %
1-Mar-13 to 30-Jun-17	Non-Donor Project		0.00	0.00	0.00	0.00 %			
				5,000.00	0.00	0.00 %		Taka Release : 27,113.00 % of Allocation : 100.00 %	
272	2605-5063	Establishment of Institute of Nuclear Medical Physics.	5,710.00 5,710.00 0.00 0.00	1,504.00 1,504.00 0.00 0.00	1,504.00 1,504.00 0.00 0.00	100.00 % 100.00 % 0.00 % 0.00 %	56.73 % 56.73 % 29.49 % 0.00 %	1,683.98 0.00 29.49 % 0.00 %	60.00 %
1-Sep-13 to 30-Jun-17	Non-Donor Project		0.00	0.00	0.00	0.00 %			
				0.00	0.00	0.00 %		Taka Release : 1,504.00 % of Allocation : 100.00 %	
273	2605-5112	Upgrading and Strengthening the Facilities of National Institute of Nuclear Medicine and Allied Sciences.	2,475.00 2,475.00 0.00 0.00	1,129.00 1,129.00 0.00 0.00	1,128.70 1,128.70 0.00 0.00	99.97 % 99.97 % 0.00 % 0.00 %	64.80 % 64.80 % 45.81 % 0.00 %	1,133.70 0.00 45.81 % 0.00 %	65.00 %
1-Jan-15 to 30-Sep-17	Non-Donor Project		0.00	0.00	0.00	0.00 %			
				40.00	0.00	0.00 %		Taka Release : 1,129.00 % of Allocation : 100.00 %	

## Project-wise Implementation Status of the project under Ministry of Science and Technology

Reporting Period: July 2015 To June 2016

RADP:2015-16

(Taka in Lakh)

SI No.	Ministry/Division Name Agency Name Project Code and Name		Project Cost	Target and Progress			Cumulative Progress upto Reporting Period	
				Financial		Physical (% of Total Project) A) Target B) Progress	Fin. Total PA (% of Projects Cost)	Physical Progress in %
				Allocation	Expenditure			
Implementation Period	Development Partner	A) Total B) Taka C) PA D) RPA	A) Total B) Taka C) PA D) RPA E) CDVAT	A) Total B) Taka C) PA D) RPA E) CDVAT	% of Allocation			
1	2	3	4	5	6	7	8	9

<b>Executing Agency Total</b>	530,606.00	68,001.00	67,801.96	99.71 %	<b>Taka Release :</b>	35,601.00
	130,606.00	35,601.00	35,401.96	99.44 %	<b>% of Allocation :</b>	100.00 %
	400,000.00	32,400.00	32,400.00	100.00 %		
	0.00	0.00	0.00	0.00 %		
		5,120.00	0.00	0.00 %		

**Bangladesh Council for Scientific and Industrial Research**

274	2605-7400	Support to BCSIR Instrumentation and Calibration Laboratory ICSL for Metrology under BEST Programme.	295.00	55.00	55.00	100.00 %	17.16 %	295.00	100.00 %
			75.00	5.00	5.00	100.00 %	17.16 %	200.00	
			220.00	50.00	50.00	100.00 %		100.00 %	
			0.00	0.00	0.00	0.00 %		90.91 %	
1-Jul-10	to 30-Jun-15	EC		0.00	0.00	0.00 %			
				0.00	0.00	0.00 %			
							<b>Taka Release :</b>	5.00	
							<b>% of Allocation :</b>	100.00 %	
275	2605-5067	Development of Techonology for Generation of Solar Power through Low Price.	2,777.43	838.00	830.11	99.06 %	16.16 %	2,753.57	100.00 %
			2,777.43	838.00	830.11	99.06 %	16.16 %	0.00	
			0.00	0.00	0.00	0.00 %		99.14 %	
			0.00	0.00	0.00	0.00 %		0.00 %	
1-Jan-12	to 30-Jun-16	Non-Donor Project		0.00	0.00	0.00 %			
				2.00	0.00	0.00 %			
							<b>Taka Release :</b>	831.25	
							<b>% of Allocation :</b>	99.19 %	

## Project-wise Implementation Status of the project under Ministry of Science and Technology

Reporting Period: July 2015 To June 2016

RADP:2015-16

(Taka in Lakh)

SI No.	Ministry/Division Name Agency Name Project Code and Name		Project Cost	Target and Progress			Cumulative Progress upto Reporting Period		
				Financial		Physical (% of Total Project) A) Target B) Progress	Fin. Total PA (% of Projects Cost)	Physical Progress in %	
				Allocation	Expenditure				
Implementation Period	Development Partner	A) Total B) Taka C) PA D) RPA	A) Total B) Taka C) PA D) RPA E) CDVAT	A) Total B) Taka C) PA D) RPA E) CDVAT	% of Allocation				
1	2	3	4	5	6	7	8	9	
276	2605-5068	Establishment of Designated Reference Institute for Chemical Measurements.	3,075.00 3,075.00 0.00	500.00 500.00 0.00	499.24 499.24 0.00	99.85 % 99.85 % 0.00 %	2.00 % 2.00 % 0.00 %	2,770.70 0.00 90.10 % 0.00 %	90.00 %
1-Jul-12 to 30-Jun-17	Non-Donor Project		0.00	0.00	0.00	0.00 %			
				0.00	0.00	0.00 %		Taka Release : 500.00 % of Allocation : 100.00 %	
277	2605-5071	Modernization of Animal Laboratory for Bio-medical and Toxicological Research.	2,594.47 2,594.47 0.00	892.00 892.00 0.00	891.61 891.61 0.00	99.96 % 99.96 % 0.00 %	33.00 % 33.00 % 0.00 %	2,588.61 0.00 99.77 % 0.00 %	100.00 %
1-Jul-12 to 30-Jun-16	Non-Donor Project		0.00	0.00	0.00	0.00 %			
				6.00	0.00	0.00 %		Taka Release : 891.61 % of Allocation : 99.96 %	
278	2605-5069	Development of Fibre and Polimer Laboratory of BCSIR.	2,635.70 2,635.70 0.00	878.00 878.00 0.00	877.41 877.41 0.00	99.93 % 99.93 % 0.00 %	31.00 % 31.00 % 0.00 %	2,667.41 0.00 101.20 % 0.00 %	100.00 %
1-Jul-12 to 30-Jun-16	Non-Donor Project		0.00	0.00	0.00	0.00 %			
				9.00	0.00	0.00 %		Taka Release : 878.00 % of Allocation : 100.00 %	

## Project-wise Implementation Status of the project under Ministry of Science and Technology

Reporting Period: July 2015 To June 2016

RADP:2015-16

(Taka in Lakh)

SI No.	Ministry/Division Name Agency Name Project Code and Name		Project Cost	Target and Progress			Cumulative Progress upto Reporting Period		
				Financial		Physical (% of Total Project) A) Target B) Progress	Fin. Total PA (% of Projects Cost)	Physical Progress in %	
				Allocation	Expenditure				
Implementation Period	Development Partner	A) Total B) Taka C) PA D) RPA	A) Total B) Taka C) PA D) RPA E) CDVAT	A) Total B) Taka C) PA D) RPA E) CDVAT	% of Allocation				
1	2	3	4	5	6	7	8	9	
279	2605-5097	Modernization of Pilot Plant Unit to Commercialize the most viable R&D Products of BCSIR.	1,712.00 1,712.00 0.00	1,287.00 1,287.00 0.00	1,277.00 1,277.00 0.00	99.22 % 99.22 % 0.00 %	72.78 % 72.78 % 0.00 %	1,701.16 0.00 99.37 % 0.00 %	100.00 %
1-Jul-13 to 30-Jun-16	Non-Donor Project		0.00	0.00	0.00	0.00 %			
				23.00	0.00	0.00 %		Taka Release : 1,287.00 % of Allocation : 100.00 %	
280	2605-5114	Creation of Physical Facilities to Technology hand over and innovation of BCSIR..	3,663.00 3,663.00 0.00	1,000.00 1,000.00 0.00	980.00 980.00 0.00	98.00 % 98.00 % 0.00 %	30.00 % 30.00 % 0.00 %	980.00 0.00 26.75 % 0.00 %	30.00 %
1-Oct-15 to 30-Sep-17	Non-Donor Project		0.00	0.00	0.00	0.00 %			
				0.00	0.00	0.00 %		Taka Release : 1,000.00 % of Allocation : 100.00 %	
<b>Executing Agency Total</b>			16,752.60 16,532.60 220.00 0.00	5,450.00 5,400.00 50.00 0.00	5,410.37 5,360.37 50.00 0.00	99.27 % 99.27 % 100.00 % 0.00 %		Taka Release : 5,392.86 % of Allocation : 99.87 %	

**National Science and Technology Museum**

## Project-wise Implementation Status of the project under Ministry of Science and Technology

Reporting Period: July 2015 To June 2016

RADP:2015-16

(Taka in Lakh)

SI No.	Ministry/Division Name Agency Name Project Code and Name		Project Cost	Target and Progress			Cumulative Progress upto Reporting Period		
				Financial		Physical (% of Total Project) A) Target B) Progress	Fin. Total PA (% of Projects Cost)	Physical Progress in %	
				Allocation	Expenditure				
1	2	3	4	5	6	7	8	9	
281	2605-5108	Establishment of a National Science and Technology Complex (1st Revised)..	9,949.86 9,949.86 0.00 0.00	2,865.00 2,865.00 0.00 0.00	2,865.00 2,865.00 0.00 0.00	100.00 % 100.00 % 0.00 % 0.00 %	12.46 % 12.46 % 0.00 % 0.00 %	3,156.00 0.00 31.72 % 0.00 %	30.00 %
1-Jan-14	to 30-Jun-18	Non-Donor Project	0.00	0.00	0.00	0.00 %			
				0.00	0.00	0.00 %	<b>Taka Release :</b>	2,865.00	
							<b>% of Allocation :</b>	100.00 %	
282	2605-5113	Study Project for Establishing A World Class State of the Art Science & Technology Museum.	195.00 195.00 0.00 0.00	151.00 151.00 0.00 0.00	151.00 151.00 0.00 0.00	100.00 % 100.00 % 0.00 % 0.00 %	77.44 % 77.44 % 0.00 % 0.00 %	151.00 0.00 77.44 % 0.00 %	77.44 %
1-Jul-15	to 31-Dec-16	Non-Donor Project	0.00	0.00	0.00	0.00 %			
				0.00	0.00	0.00 %	<b>Taka Release :</b>	151.00	
							<b>% of Allocation :</b>	100.00 %	
<b>Executing Agency Total</b>			10,144.86	3,016.00	3,016.00	100.00 %	<b>Taka Release :</b>	3,016.00	
			10,144.86	3,016.00	3,016.00	100.00 %	<b>% of Allocation :</b>	100.00 %	
			0.00	0.00	0.00	0.00 %			
			0.00	0.00	0.00	0.00 %			

## Project-wise Implementation Status of the project under Ministry of Science and Technology

Reporting Period: July 2015 To June 2016

RADP:2015-16

(Taka in Lakh)

SI No.	Ministry/Division Name Agency Name Project Code and Name		Project Cost	Target and Progress			Cumulative Progress upto Reporting Period		
				Allocation	Financial		Physical (% of Total Project) A) Target B) Progress	Fin. Total PA (% of Projects Cost)	Physical Progress in %
					A) Total B) Taka C) PA D) RPA E) CDVAT	A) Total B) Taka C) PA D) RPA E) CDVAT			
Implementation Period	Development Partner								
1	2	3	4	5	6	7	8	9	

<b>Ministry Total</b>	576,528.46	79,964.00	78,656.90	98.37 %	<b>Taka Release :</b>	47,204.36
	176,308.46	47,514.00	46,206.90	97.25 %	<b>% of Allocation :</b>	99.35 %
	400,220.00	32,450.00	32,450.00	100.00 %		
	0.00	0.00	0.00	0.00 %		
		5,160.00	0.00	0.00 %		

## Project-wise Implementation Status of the project under Ministry of Health and Family Welfare

Reporting Period: July 2015 To June 2016

RADP:2015-16

(Taka in Lakh)

SI No.	Ministry/Division Name Agency Name Project Code and Name		Project Cost	Target and Progress			Cumulative Progress upto Reporting Period	
				Financial		Physical (% of Total Project) A) Target B) Progress	Fin. Total PA (% of Projects Cost)	Physical Progress in %
				Allocation	Expenditure			
Implementation Period	Development Partner	A) Total B) Taka C) PA D) RPA	A) Total B) Taka C) PA D) RPA E) CDVAT	A) Total B) Taka C) PA D) RPA E) CDVAT	% of Allocation			
1	2	3	4	5	6	7	8	9

## Ministry of Health and Family Welfare

## Ministry's Own

283	2701-7080	Establishment of 250 bedded National Institute of Ophthalmology & Hospital.	13,287.43 8,117.70 5,169.73 0.00	20.00 20.00 0.00 0.00	11.00 11.00 0.00 0.00	55.00 % 55.00 % 0.00 % 0.00 %	2.00 % 2.00 % 83.47 % 59.53 %	11,090.73 3,077.70 83.47 % 59.53 %	97.00 %
1-Jul-03	to 31-Dec-16	SFD						Taka Release : 15.00 % of Allocation : 75.00 %	
284	2701-7110	Upgradation of National Institute of Cancer Research and Hospital from 50 bedded to 300 bedded (1st Phase 150 bedded)	29,552.00 19,067.00 10,485.00 0.00	750.00 250.00 500.00 0.00	485.99 232.45 253.54 0.00	64.80 % 92.98 % 50.71 % 0.00 %	5.00 % 3.00 % 60.27 % 64.50 %	17,810.98 6,762.74 60.27 % 64.50 %	83.65 %
1-Jul-03	to 31-Dec-17	SFD						Taka Release : 250.00 % of Allocation : 100.00 %	
285	2701-5300	Conversion of Bangabandhu Shekh Muzib Medical University (BSMMU) into Centre of Excellence (2nd phase)	52,558.00 52,558.00 0.00 0.00	6,862.00 6,862.00 0.00 0.00	6,191.65 6,191.65 0.00 0.00	90.23 % 90.23 % 0.00 % 0.00 %	15.00 % 15.00 % 28.66 % 0.00 %	15,061.25 0.00 28.66 % 0.00 %	46.86 %
1-Jan-10	to 30-Jun-17	Non-Donor Project						Taka Release : 6,862.00 % of Allocation : 100.00 %	

## Project-wise Implementation Status of the project under Ministry of Health and Family Welfare

Reporting Period: July 2015 To June 2016

RADP:2015-16

(Taka in Lakh)

SI No.	Ministry/Division Name Agency Name Project Code and Name		Project Cost	Target and Progress			Cumulative Progress upto Reporting Period		
				Financial		Physical (% of Total Project) A) Target B) Progress	Fin. Total PA (% of Projects Cost)	Physical Progress in %	
				Allocation	Expenditure				
Implementation Period	Development Partner	A) Total B) Taka C) PA D) RPA	A) Total B) Taka C) PA D) RPA E) CDVAT	A) Total B) Taka C) PA D) RPA E) CDVAT	% of Allocation	A) Target B) Progress	Fin. Total PA (% of Projects Cost)	Physical Progress in %	
1	2	3	4	5	6	7	8	9	
286	2701-2701	Provision for Equipment and Professional Training for Ahsania Mission Cancer Hospital.	6,000.00 6,000.00 0.00	2,000.00 2,000.00 0.00	2,000.00 2,000.00 0.00	100.00 % 100.00 % 0.00 %	20.00 % 20.00 % 0.00 %	6,000.00 0.00 100.00 % 0.00 %	100.00 %
1-Jul-09 to 30-Jun-16	Non-Donor Project		0.00	0.00	0.00	0.00 %			
				0.00	0.00	0.00 %	<b>Taka Release :</b>	2,000.00	
					0.00	0.00 %	<b>% of Allocation :</b>	100.00 %	
287	2701-5200	Establishment of National Institute of Laboratory Medicine and Referral Centre.	13,814.00 13,814.00 0.00	4,885.00 4,885.00 0.00	3,576.52 3,576.52 0.00	73.21 % 73.21 % 0.00 %	20.00 % 16.00 % 0.00 %	7,338.68 0.00 53.12 % 0.00 %	52.00 %
1-Jul-10 to 30-Jun-17	Non-Donor Project		0.00	0.00	0.00	0.00 %			
				333.00	0.00	0.00 %	<b>Taka Release :</b>	4,885.00	
					0.00	0.00 %	<b>% of Allocation :</b>	100.00 %	
288	2701-5220	Establish of the 3rd Plant of the Essential Drugs Company Ltd in Gopalgonj.	59,728.75 59,728.75 0.00	11,615.00 11,615.00 0.00	5,929.72 5,929.72 0.00	51.05 % 51.05 % 0.00 %	25.00 % 17.00 % 0.00 %	9,500.80 0.00 15.91 % 0.00 %	35.88 %
1-Jan-11 to 30-Jun-17	Non-Donor Project		0.00	0.00	0.00	0.00 %			
				305.00	0.00	0.00 %	<b>Taka Release :</b>	7,317.32	
					0.00	0.00 %	<b>% of Allocation :</b>	63.00 %	



## Project-wise Implementation Status of the project under Ministry of Health and Family Welfare

Reporting Period: July 2015 To June 2016

RADP:2015-16

(Taka in Lakh)

SI No.	Ministry/Division Name Agency Name Project Code and Name		Project Cost	Target and Progress			Cumulative Progress upto Reporting Period		
				Financial		Physical (% of Total Project) A) Target B) Progress	Fin. Total PA (% of Projects Cost)	Physical Progress in %	
				Allocation	Expenditure				
Implementation Period	Development Partner	A) Total B) Taka C) PA D) RPA	A) Total B) Taka C) PA D) RPA E) CDVAT	A) Total B) Taka C) PA D) RPA E) CDVAT	% of Allocation				
1	2	3	4	5	6	7	8	9	
289	2701-5480	Physical Facilities Development.	538,868.00	89,735.00	85,265.60	95.02 %	15.00 %	264,593.52	72.00 %
			430,973.00	76,235.00	75,748.56	99.36 %	15.00 %	62,317.04	
			107,895.00	13,500.00	9,517.04	70.50 %		49.10 %	
			107,495.00	13,500.00	9,517.04	70.50 %		57.76 %	
1-Jul-11	to 31-Dec-16	IDB, USAID		0.00	0.00	0.00 %			
								<b>Taka Release :</b> 75,748.56	
								<b>% of Allocation :</b> 99.36 %	
290	2701-5490	Human Resource Management (MO HFW).	3,541.00	330.00	220.78	66.90 %	10.00 %	1,862.87	37.00 %
			488.00	150.00	118.60	79.07 %	6.00 %	1,444.88	
			3,053.00	180.00	102.18	56.77 %		52.61 %	
			25.00	175.00	102.18	58.39 %		47.33 %	
1-Jul-11	to 30-Jun-16	JICA, CIDA		0.00	0.00	0.00 %			
								<b>Taka Release :</b> 150.00	
								<b>% of Allocation :</b> 100.00 %	
291	2701-5510	Sector wide Programme Management and Monitoring and Evaluation.	9,595.00	528.00	272.30	51.57 %	0.00 %	1,376.35	36.27 %
			156.00	43.00	13.83	32.16 %	0.00 %	1,292.21	
			9,439.00	485.00	258.47	53.29 %		14.34 %	
			1,554.00	285.00	153.15	53.74 %		13.69 %	
1-Jul-11	to 30-Jun-16	DFID, USAID, WHO		0.00	0.00	0.00 %			
								<b>Taka Release :</b> 40.00	
								<b>% of Allocation :</b> 93.02 %	

## Project-wise Implementation Status of the project under Ministry of Health and Family Welfare

Reporting Period: July 2015 To June 2016

RADP:2015-16

(Taka in Lakh)

SI No.	Ministry/Division Name Agency Name Project Code and Name		Project Cost	Target and Progress			Cumulative Progress upto Reporting Period		
				Financial		Physical (% of Total Project) A) Target B) Progress	Fin. Total PA (% of Projects Cost)	Physical Progress in %	
				Allocation	Expenditure				
Implementation Period	Development Partner	A) Total B) Taka C) PA D) RPA	A) Total B) Taka C) PA D) RPA E) CDVAT	A) Total B) Taka C) PA D) RPA E) CDVAT	% of Allocation				
1	2	3	4	5	6	7	8	9	
292	2701-5520	Improved financial Management (Health).	2,050.00	540.00	453.73	84.02 %	27.00 %	1,695.50	92.13 %
			522.59	120.00	81.03	67.53 %	22.00 %	1,332.80	
			1,527.41	420.00	372.70	88.74 %		82.71 %	
			1,512.41	420.00	372.70	88.74 %		87.26 %	
1-Jul-11	to 30-Jun-16	Non-Donor Project		0.00	0.00	0.00 %			
							<b>Taka Release :</b>	92.00	
							<b>% of Allocation :</b>	76.67 %	
293	2701-5530	Health Economics, Financing and GNSP.	8,284.00	1,900.00	605.95	31.89 %	23.00 %	2,624.51	80.00 %
			1,717.00	435.00	116.89	26.87 %	7.00 %	2,131.64	
			6,567.00	1,465.00	489.06	33.38 %		31.68 %	
			3,256.00	1,215.00	332.94	27.40 %		32.46 %	
1-Jul-11	to 30-Jun-16	CIDA, GTZ, WHO		0.00	0.00	0.00 %			
							<b>Taka Release :</b>	325.00	
							<b>% of Allocation :</b>	74.71 %	
294	2701-5013	Sustaining Influenza Surveillance Network and Response to Seasonal and Pandemic Influenza in Bangladesh	627.00	130.00	251.97	193.82 %	40.00 %	444.00	86.00 %
			25.00	0.00	0.00	0.00 %	35.00 %	444.00	
			602.00	130.00	251.97	193.82 %		70.81 %	
			0.00	0.00	0.00	0.00 %		73.75 %	
1-Jan-12	to 31-Dec-17	Non-Donor Project		0.00	0.00	0.00 %			
							<b>Taka Release :</b>	0.00	
							<b>% of Allocation :</b>	0.00 %	

## Project-wise Implementation Status of the project under Ministry of Health and Family Welfare

Reporting Period: July 2015 To June 2016

RADP:2015-16

(Taka in Lakh)

SI No.	Ministry/Division Name Agency Name Project Code and Name		Project Cost	Target and Progress			Cumulative Progress upto Reporting Period		
				Allocation	Financial		Physical (% of Total Project) A) Target B) Progress	Fin. Total PA (% of Projects Cost)	Physical Progress in %
					A) Total B) Taka C) PA D) RPA E) CDVAT	A) Total B) Taka C) PA D) RPA E) CDVAT			
1	2	3	4	5	6	7	8	9	
295	2701-5001	Enforcement of the National Tobacco Control Legislation in Bangladesh.	307.00	193.00	120.23	62.30 %	35.00 %	120.23	33.00 %
			0.00	0.00	0.00	0.00 %	33.00 %	120.23	
			307.00	193.00	120.23	62.30 %		39.16 %	
1-Sep-13 to 31-Mar-16	EU		0.00	0.00	0.00	0.00 %		39.16 %	
				0.00	0.00	0.00 %			
							<b>Taka Release :</b>	0.00	
							<b>% of Allocation :</b>	0.00 %	
<b>Executing Agency Total</b>			738,212.18	119,488.00	105,385.44	88.20 %	<b>Taka Release :</b>	97,684.88	
			593,167.04	102,615.00	94,020.25	91.62 %	<b>% of Allocation :</b>	95.20 %	
			145,045.14	16,873.00	11,365.19	67.36 %			
			113,842.41	15,595.00	10,478.01	67.19 %			
				638.00	0.00	0.00 %			
<b>Autonomous Bodies &amp; Other Institutions</b>									
296	2705-7040	Development of National Centre for Cervical and Breast Cancer Screening and Training.	2,361.00	210.00	206.58	98.37 %	12.00 %	1,186.12	67.00 %
			2,361.00	210.00	206.58	98.37 %	12.00 %	0.00	
			0.00	0.00	0.00	0.00 %		50.24 %	
			0.00	0.00	0.00	0.00 %		0.00 %	
1-Jan-12 to 31-Dec-16	Non-Donor Project		0.00	0.00	0.00	0.00 %			
				0.00	0.00	0.00 %			
							<b>Taka Release :</b>	210.00	
							<b>% of Allocation :</b>	100.00 %	

## Project-wise Implementation Status of the project under Ministry of Health and Family Welfare

Reporting Period: July 2015 To June 2016

RADP:2015-16

(Taka in Lakh)

SI No.	Ministry/Division Name Agency Name Project Code and Name		Project Cost	Target and Progress			Cumulative Progress upto Reporting Period		
				Financial		Physical (% of Total Project) A) Target B) Progress	Fin. Total PA (% of Projects Cost)	Physical Progress in %	
				Allocation	Expenditure				
Implementation Period	Development Partner	A) Total B) Taka C) PA D) RPA	A) Total B) Taka C) PA D) RPA E) CDVAT	A) Total B) Taka C) PA D) RPA E) CDVAT	% of Allocation				
1	2	3	4	5	6	7	8	9	
297	2705-5011	Safe Motherhood Promotion Operations Research on Safe Motherhood and Newborn Survival.	3,249.00 3,249.00 0.00	800.00 800.00 0.00	45.00 45.00 0.00	5.63 % 5.63 % 0.00 %	20.00 % 6.00 %	45.00 0.00 1.39 % 0.00 %	6.00 %
1-Jul-15	to 30-Jun-19	Non-Donor Project	0.00	0.00	0.00	0.00 %			
				0.00	0.00	0.00 %			
							Taka Release : % of Allocation :	200.00 25.00 %	
<b>Executing Agency Total</b>			5,610.00	1,010.00	251.58	24.91 %			
			5,610.00	1,010.00	251.58	24.91 %			
			0.00	0.00	0.00	0.00 %			
			0.00	0.00	0.00	0.00 %			
				0.00	0.00	0.00 %			
							Taka Release : % of Allocation :	410.00 40.59 %	
<b>Department of Health Services</b>									
298	2711-5050	Maternal, Newnetal, Child and Adolescent Health Care.	315,704.00 27,413.00 288,291.00 140,340.00	57,788.00 5,343.00 52,445.00 27,650.00	48,739.27 5,056.27 43,683.00 23,580.00	84.34 % 94.63 % 83.29 % 85.28 %	18.00 % 15.00 %	238,905.22 217,653.66 75.67 % 75.50 %	90.32 %
1-Jul-11	to 31-Dec-16	UNICEF, UNFPA, WHO		0.00	0.00	0.00 %			
							Taka Release : % of Allocation :	5,327.00 99.70 %	

## Project-wise Implementation Status of the project under Ministry of Health and Family Welfare

Reporting Period: July 2015 To June 2016

RADP:2015-16

(Taka in Lakh)

SI No.	Ministry/Division Name Agency Name Project Code and Name		Project Cost	Target and Progress			Cumulative Progress upto Reporting Period		
				Financial		Physical (% of Total Project) A) Target B) Progress	Fin. Total PA (% of Projects Cost)	Physical Progress in %	
				Allocation	Expenditure				
Implementation Period	Development Partner	A) Total B) Taka C) PA D) RPA	A) Total B) Taka C) PA D) RPA E) CDVAT	A) Total B) Taka C) PA D) RPA E) CDVAT	% of Allocation				
1	2	3	4	5	6	7	8	9	
299	2711-5080	T.B. and Leprosy Control.	36,774.00	13,250.00	9,214.89	69.55 %	36.00 %	31,231.20	91.86 %
			1,880.00	450.00	205.99	45.78 %	24.00 %	29,760.03	
			34,894.00	12,800.00	9,008.90	70.38 %		84.93 %	
			5,643.00	3,500.00	393.50	11.24 %		85.29 %	
1-Jul-11	to 31-Dec-16	CIDA, USAID, WHO		0.00	0.00	0.00 %			
							<b>Taka Release :</b>	300.00	
							<b>% of Allocation :</b>	66.67 %	
300	2711-5090	National AIDS/STD Programme and Safe Blood Transfusion.	19,165.00	3,950.00	2,700.00	68.35 %	21.00 %	11,808.65	100.00 %
			0.00	150.00	50.00	33.33 %	15.00 %	11,296.82	
			19,165.00	3,800.00	2,650.00	69.74 %		61.62 %	
			17,445.00	3,800.00	2,650.00	69.74 %		58.95 %	
1-Jul-11	to 30-Jun-16	Non-Donor Project		0.00	0.00	0.00 %			
							<b>Taka Release :</b>	75.00	
							<b>% of Allocation :</b>	50.00 %	
301	2711-5100	Communicable Diseases Control.	56,902.00	14,000.00	15,968.91	114.06 %	25.00 %	55,676.76	100.00 %
			10,870.00	3,300.00	3,280.00	99.39 %	23.00 %	46,089.56	
			46,032.00	10,700.00	12,688.91	118.59 %		97.85 %	
			19,056.00	4,600.00	3,294.64	71.62 %		100.13 %	
1-Jul-11	to 30-Jun-16	WHO		0.00	0.00	0.00 %			
							<b>Taka Release :</b>	3,300.00	
							<b>% of Allocation :</b>	100.00 %	

## Project-wise Implementation Status of the project under Ministry of Health and Family Welfare

Reporting Period: July 2015 To June 2016

RADP:2015-16

(Taka in Lakh)

SI No.	Ministry/Division Name Agency Name Project Code and Name		Project Cost	Target and Progress			Cumulative Progress upto Reporting Period		
				Financial		Physical (% of Total Project) A) Target B) Progress	Fin. Total PA (% of Projects Cost)	Physical Progress in %	
				Allocation	Expenditure				
Implementation Period	Development Partner	A) Total B) Taka C) PA D) RPA	A) Total B) Taka C) PA D) RPA E) CDVAT	A) Total B) Taka C) PA D) RPA E) CDVAT	% of Allocation				
1	2	3	4	5	6	7	8	9	
302	2711-5110	Non-communicable Diseases and other Public Health Interventions.	34,373.00	5,500.00	2,714.22	49.35 %	16.00 %	26,403.52	90.00 %
			12,868.00	2,000.00	1,595.74	79.79 %	10.00 %	14,763.30	
			21,505.00	3,500.00	1,118.48	31.96 %		76.81 %	
1-Jul-11	to 31-Dec-16	POOL	20,986.00	3,450.00	1,081.75	31.36 %		68.65 %	
				0.00	0.00	0.00 %			
							<b>Taka Release :</b>	2,000.00	
							<b>% of Allocation :</b>	100.00 %	
303	2711-5130	Hospital Service Management and Safe Blood Transfusion.	196,232.00	51,700.00	46,395.68	89.74 %	20.00 %	182,300.46	100.00 %
			50,377.00	13,000.00	10,858.78	83.53 %	20.00 %	134,580.65	
			145,855.00	38,700.00	35,536.90	91.83 %		92.90 %	
1-Jul-11	to 31-Dec-16	USAID, POOL	143,343.00	38,200.00	35,155.56	92.03 %		92.27 %	
				15.00	0.00	0.00 %			
							<b>Taka Release :</b>	13,000.00	
							<b>% of Allocation :</b>	100.00 %	
304	2711-5030	Establishment of Faridpur Medical College and Hospital.	55,388.00	11,200.00	10,757.73	96.05 %	20.00 %	29,405.87	70.00 %
			55,388.00	11,200.00	10,757.73	96.05 %	20.00 %	0.00	
			0.00	0.00	0.00	0.00 %		53.09 %	
1-Jul-11	to 30-Jun-17	Non-Donor Project	0.00	0.00	0.00	0.00 %		0.00 %	
				0.00	0.00	0.00 %			
							<b>Taka Release :</b>	10,926.74	
							<b>% of Allocation :</b>	97.56 %	

## Project-wise Implementation Status of the project under Ministry of Health and Family Welfare

Reporting Period: July 2015 To June 2016

RADP:2015-16

(Taka in Lakh)

SI No.	Ministry/Division Name Agency Name Project Code and Name		Project Cost	Target and Progress			Cumulative Progress upto Reporting Period		
				Financial		Physical (% of Total Project) A) Target B) Progress	Fin. Total PA (% of Projects Cost)	Physical Progress in %	
				Allocation	Expenditure				
Implementation Period	Development Partner	A) Total B) Taka C) PA D) RPA	A) Total B) Taka C) PA D) RPA E) CDVAT	A) Total B) Taka C) PA D) RPA E) CDVAT	% of Allocation	A) Target B) Progress	8	9	
305	2711-5230	Establishment of Satkhira Medical College and Hospital.	29,272.14 29,272.14 0.00 0.00	3,500.00 3,500.00 0.00 0.00	3,446.00 3,446.00 0.00 0.00	98.46 % 98.46 % 0.00 % 0.00 %	15.00 % 15.00 % 34.93 % 0.00 %	10,226.12 0.00 34.93 % 0.00 %	43.08 %
1-Jan-12 to 30-Jun-18	Non-Donor Project		0.00	0.00	0.00	0.00 %			
				0.00	0.00	0.00 %	<b>Taka Release :</b> <b>% of Allocation :</b>	3,446.00 98.46 %	
306	2711-5240	National Institute of Digestive Diseases Research and Hospital.	15,185.00 15,185.00 0.00 0.00	2,000.00 2,000.00 0.00 0.00	1,907.53 1,907.53 0.00 0.00	95.38 % 95.38 % 0.00 % 0.00 %	20.00 % 20.00 % 29.26 % 0.00 %	4,442.89 0.00 29.26 % 0.00 %	50.00 %
1-Sep-11 to 30-Jun-17	Non-Donor Project		0.00	0.00	0.00	0.00 %			
				0.00	0.00	0.00 %	<b>Taka Release :</b> <b>% of Allocation :</b>	2,000.00 100.00 %	
307	2711-5250	Sheik Saira Khatun Medical College & Hospital and Nursing Institute.	50,975.00 50,975.00 0.00 0.00	4,800.00 4,800.00 0.00 0.00	4,796.71 4,796.71 0.00 0.00	99.93 % 99.93 % 0.00 % 0.00 %	20.00 % 20.00 % 20.76 % 0.00 %	10,584.65 0.00 20.76 % 0.00 %	31.39 %
1-Mar-12 to 30-Jun-17	Non-Donor Project		0.00	0.00	0.00	0.00 %			
				0.00	0.00	0.00 %	<b>Taka Release :</b> <b>% of Allocation :</b>	4,800.00 100.00 %	

## Project-wise Implementation Status of the project under Ministry of Health and Family Welfare

Reporting Period: July 2015 To June 2016

RADP:2015-16

(Taka in Lakh)

SI No.	Ministry/Division Name Agency Name Project Code and Name		Project Cost	Target and Progress			Cumulative Progress upto Reporting Period		
				Financial		Physical (% of Total Project) A) Target B) Progress	Fin. Total PA (% of Projects Cost)	Physical Progress in %	
				Allocation	Expenditure				
Implementation Period	Development Partner	A) Total B) Taka C) PA D) RPA	A) Total B) Taka C) PA D) RPA E) CDVAT	A) Total B) Taka C) PA D) RPA E) CDVAT	% of Allocation				
1	2	3	4	5	6	7	8	9	
308	2711-5140	Alternative Medical Care.	10,150.00	3,500.00	3,132.56	89.50 %	35.00 %	7,530.48	93.00 %
			8,914.00	3,100.00	3,040.00	98.06 %	35.00 %	526.51	
			1,236.00	400.00	92.56	23.14 %		74.19 %	
			1,236.00	400.00	92.56	23.14 %		42.60 %	
1-Jul-11	to 31-Dec-16	POOL		0.00	0.00	0.00 %			
							<b>Taka Release :</b>	3,100.00	
							<b>% of Allocation :</b>	100.00 %	
309	2711-5150	In-service Training.	17,614.00	3,100.00	2,413.75	77.86 %	18.00 %	14,724.72	85.00 %
			2,928.00	700.00	634.00	90.57 %	14.00 %	12,355.27	
			14,686.00	2,400.00	1,779.75	74.16 %		83.60 %	
			14,686.00	2,400.00	1,779.75	74.16 %		84.13 %	
1-Jul-11	to 31-Dec-16	WHO, POOL		0.00	0.00	0.00 %			
							<b>Taka Release :</b>	682.50	
							<b>% of Allocation :</b>	97.50 %	
310	2711-5160	Pre-service Education.	77,000.00	17,500.00	17,203.12	98.30 %	23.00 %	74,103.39	100.00 %
			27,300.00	5,500.00	5,227.51	95.05 %	23.00 %	48,147.14	
			49,700.00	12,000.00	11,975.61	99.80 %		96.24 %	
			49,700.00	12,000.00	11,975.61	99.80 %		96.88 %	
1-Jul-11	to 31-Dec-16	POOL		0.00	0.00	0.00 %			
							<b>Taka Release :</b>	5,500.00	
							<b>% of Allocation :</b>	100.00 %	



## Project-wise Implementation Status of the project under Ministry of Health and Family Welfare

Reporting Period: July 2015 To June 2016

RADP:2015-16

(Taka in Lakh)

SI No.	Ministry/Division Name Agency Name Project Code and Name		Project Cost	Target and Progress			Cumulative Progress upto Reporting Period		
				Financial		Physical (% of Total Project) A) Target B) Progress	Fin. Total PA (% of Projects Cost)	Physical Progress in %	
				Allocation	Expenditure				
1	2	3	4	5	6	7	8	9	
311	2711-5170	Planning, Monitoring and Research (Health).	4,588.00	575.00	392.40	68.24 %	0.00 %	3,374.21	100.00 %
			1,000.00	200.00	192.20	96.10 %	0.00 %	2,661.80	
			3,588.00	375.00	200.20	53.39 %		73.54 %	
1-Jul-11	to 31-Dec-16	WHO, POOL	3,100.00	350.00	175.20	50.06 %		74.19 %	
				0.00	0.00	0.00 %			
							<b>Taka Release :</b>	200.00	
							<b>% of Allocation :</b>	100.00 %	
312	2711-5190	Health Education and Promotion.	14,615.00	3,200.00	2,238.03	69.94 %	22.00 %	9,699.80	100.00 %
			4,225.00	1,250.00	1,218.00	97.44 %	16.00 %	5,577.10	
			10,390.00	1,950.00	1,020.03	52.31 %		66.37 %	
1-Jul-11	to 31-Dec-16	WHO	4,240.00	1,650.00	720.03	43.64 %		53.68 %	
				0.00	0.00	0.00 %			
							<b>Taka Release :</b>	1,250.00	
							<b>% of Allocation :</b>	100.00 %	
313	2711-5180	Health Information System and e-Health.	44,000.00	6,600.00	6,551.75	99.27 %	15.00 %	36,102.86	98.00 %
			18,567.00	4,500.00	4,499.98	100.00 %	15.00 %	19,846.52	
			25,433.00	2,100.00	2,051.77	97.70 %		82.05 %	
1-Jul-11	to 31-Dec-16	Non-Donor Project	23,233.00	2,000.00	1,909.77	95.49 %		78.03 %	
				0.00	0.00	0.00 %			
							<b>Taka Release :</b>	4,500.00	
							<b>% of Allocation :</b>	100.00 %	

## Project-wise Implementation Status of the project under Ministry of Health and Family Welfare

Reporting Period: July 2015 To June 2016

RADP:2015-16

(Taka in Lakh)

SI No.	Ministry/Division Name Agency Name Project Code and Name		Project Cost	Target and Progress			Cumulative Progress upto Reporting Period		
				Allocation	Financial		Physical (% of Total Project) A) Target B) Progress	Fin. Total PA (% of Projects Cost)	Physical Progress in %
					A) Total B) Taka C) PA D) RPA E) CDVAT	A) Total B) Taka C) PA D) RPA E) CDVAT			
1	2	3	4	5	6	7	8	9	
314	2711-5200	Procurement, Logistics and Supplies Management (PLSM).	44,306.00	12,597.00	11,640.84	92.41 %	30.00 %	41,099.08	100.00 %
			40,674.00	11,597.00	11,577.15	99.83 %	27.00 %	882.67	
			3,632.00	1,000.00	63.69	6.37 %		92.76 %	
			3,432.00	1,000.00	63.69	6.37 %		24.30 %	
1-Jul-11	to 31-Dec-16	USAID		9,597.00	0.00	0.00 %			
							<b>Taka Release :</b>	11,597.00	
							<b>% of Allocation :</b>	100.00 %	
315	2711-5220	National Nutrition Services (NNS).	45,324.00	8,900.00	4,444.78	49.94 %	20.00 %	27,504.12	50.00 %
			4,395.00	900.00	648.32	72.04 %	15.00 %	24,109.61	
			40,929.00	8,000.00	3,796.46	47.46 %		60.68 %	
			28,950.00	7,500.00	3,296.64	43.96 %		58.91 %	
1-Jul-11	to 31-Dec-16	WHO		0.00	0.00	0.00 %			
							<b>Taka Release :</b>	822.00	
							<b>% of Allocation :</b>	91.33 %	
316	2711-5310	Planning, Monitoring and Evaluation of Family Planning.	1,141.00	340.00	251.45	73.96 %	30.00 %	934.86	60.00 %
			300.00	110.00	102.98	93.62 %	22.00 %	662.62	
			841.00	230.00	148.47	64.55 %		81.93 %	
			841.00	230.00	148.47	64.55 %		78.79 %	
1-Jul-11	to 31-Dec-16	CIDA		0.00	0.00	0.00 %			
							<b>Taka Release :</b>	110.00	
							<b>% of Allocation :</b>	100.00 %	

## Project-wise Implementation Status of the project under Ministry of Health and Family Welfare

Reporting Period: July 2015 To June 2016

RADP:2015-16

(Taka in Lakh)

SI No.	Ministry/Division Name Agency Name Project Code and Name		Project Cost	Target and Progress			Cumulative Progress upto Reporting Period		
				Financial		Physical (% of Total Project) A) Target B) Progress	Fin. Total PA (% of Projects Cost)	Physical Progress in %	
				Allocation	Expenditure				
Implementation Period	Development Partner	A) Total B) Taka C) PA D) RPA	A) Total B) Taka C) PA D) RPA E) CDVAT	A) Total B) Taka C) PA D) RPA E) CDVAT	% of Allocation				
1	2	3	4	5	6	7	8	9	
317	2711-5010	Strengthening of Drug Administration and Management.	5,974.00	814.00	151.69	18.64 %	15.00 %	2,149.80	70.00 %
			2,108.00	264.00	23.60	8.94 %	3.00 %	1,282.09	
			3,866.00	550.00	128.09	23.29 %		35.99 %	
1-Jul-11 to 31-Dec-16	USAID		3,866.00	550.00	128.09	23.29 %		33.16 %	
				0.00	0.00	0.00 %			
							<b>Taka Release :</b>	150.00	
							<b>% of Allocation :</b>	56.82 %	
318	2711-5071	Community Based Health Care.	109,564.00	55,000.00	42,381.03	77.06 %	50.00 %	52,722.44	98.00 %
			51,682.00	33,000.00	30,167.11	91.42 %	60.00 %	37,076.14	
			57,882.00	22,000.00	12,213.92	55.52 %		48.12 %	
1-Jul-11 to 31-Dec-16	UNICEF, WHO		38,886.00	21,100.00	11,820.13	56.02 %		64.05 %	
				0.00	0.00	0.00 %			
							<b>Taka Release :</b>	32,514.00	
							<b>% of Allocation :</b>	98.53 %	
319	2711-5060	Essential Service Care.	25,274.90	11,500.00	4,451.00	38.70 %	46.00 %	16,772.80	82.00 %
			8,050.90	3,500.00	2,223.98	63.54 %	20.00 %	10,696.30	
			17,224.00	8,000.00	2,227.02	27.84 %		66.36 %	
1-Jul-11 to 31-Dec-16	DFID, EC		17,176.00	8,000.00	2,227.02	27.84 %		62.10 %	
				0.00	0.00	0.00 %			
							<b>Taka Release :</b>	2,380.64	
							<b>% of Allocation :</b>	68.02 %	

## Project-wise Implementation Status of the project under Ministry of Health and Family Welfare

Reporting Period: July 2015 To June 2016

RADP:2015-16

(Taka in Lakh)

SI No.	Ministry/Division Name Agency Name Project Code and Name		Project Cost	Target and Progress			Cumulative Progress upto Reporting Period		
				Financial		Physical (% of Total Project) A) Target B) Progress	Fin. Total PA (% of Projects Cost)	Physical Progress in %	
				Allocation	Expenditure				
Implementation Period	Development Partner	A) Total B) Taka C) PA D) RPA	A) Total B) Taka C) PA D) RPA E) CDVAT	A) Total B) Taka C) PA D) RPA E) CDVAT	% of Allocation				
1	2	3	4	5	6	7	8	9	
320	2711-5120	National Eye Care.	2,213.00	432.00	333.18	77.13 %	20.00 %	1,687.55	100.00 %
			921.00	160.00	142.13	88.83 %	15.00 %	820.49	
			1,292.00	272.00	191.05	70.24 %		76.26 %	
			1,227.00	272.00	191.05	70.24 %		63.51 %	
1-Jul-11	to 31-Dec-16	POOL		0.00	0.00	0.00 %			
							<b>Taka Release :</b>	160.00	
							<b>% of Allocation :</b>	100.00 %	
321	2711-5011	Establishment of a Kushtia Medical College.	27,500.00	6,003.00	5,148.05	85.76 %	15.00 %	11,329.05	41.00 %
			27,500.00	6,003.00	5,148.05	85.76 %	13.00 %	0.00	
			0.00	0.00	0.00	0.00 %		41.20 %	
			0.00	0.00	0.00	0.00 %		0.00 %	
1-Jan-12	to 31-Dec-16	Non-Donor Project		0.00	0.00	0.00 %			
							<b>Taka Release :</b>	6,003.00	
							<b>% of Allocation :</b>	100.00 %	
322	2711-5015	Establishment of a Shaheed Syed Nazrul Islam Medical College Hospital, Kishoregonj.	56,586.62	12,281.00	10,581.00	86.16 %	20.00 %	34,880.00	82.00 %
			56,586.62	12,281.00	10,581.00	86.16 %	20.00 %	0.00	
			0.00	0.00	0.00	0.00 %		61.64 %	
			0.00	0.00	0.00	0.00 %		0.00 %	
1-Jul-12	to 30-Jun-17	Non-Donor Project		0.00	0.00	0.00 %			
							<b>Taka Release :</b>	12,281.00	
							<b>% of Allocation :</b>	100.00 %	

## Project-wise Implementation Status of the project under Ministry of Health and Family Welfare

Reporting Period: July 2015 To June 2016

RADP:2015-16

(Taka in Lakh)

SI No.	Ministry/Division Name Agency Name Project Code and Name		Project Cost	Target and Progress			Cumulative Progress upto Reporting Period		
				Financial		Physical (% of Total Project) A) Target B) Progress	Fin. Total PA (% of Projects Cost)	Physical Progress in %	
				Allocation	Expenditure				
Implementation Period	Development Partner	A) Total B) Taka C) PA D) RPA	A) Total B) Taka C) PA D) RPA E) CDVAT	A) Total B) Taka C) PA D) RPA E) CDVAT	% of Allocation				
1	2	3	4	5	6	7	8	9	
323	2711-8680	Extension of Shaheed Sheik Abu Naser Specialized Hospital, Khulna.	5,792.00 5,792.00 0.00	1,990.00 1,990.00 0.00	995.00 995.00 0.00	50.00 % 50.00 % 0.00 %	0.00 % 0.00 % 0.00 %	3,791.00 0.00 65.45 % 0.00 %	61.92%
1-Jul-12	to 30-Jun-16	Non-Donor Project	0.00	0.00	0.00	0.00 %			
				0.00	0.00	0.00 %	<b>Taka Release :</b> <b>% of Allocation :</b>	1,990.00 100.00 %	
324	2711-5012	Establishment of a Trauma Centre at Gopalganj.	1,529.00 1,529.00 0.00	735.00 735.00 0.00	236.32 236.32 0.00	32.15 % 32.15 % 0.00 %	20.00 % 12.00 % 0.00 %	884.46 0.00 57.85 % 0.00 %	50.00%
1-Jul-12	to 31-Dec-16	Non-Donor Project	0.00	0.00	0.00	0.00 %			
				0.00	0.00	0.00 %	<b>Taka Release :</b> <b>% of Allocation :</b>	507.39 69.03 %	
325	2711-5016	Extension of National Institute of Orthopadic Hospital and Rehabilitation Center (NITOR).	33,638.00 33,638.00 0.00	5,000.00 5,000.00 0.00	4,457.89 4,457.89 0.00	89.16 % 89.16 % 0.00 %	0.00 % 0.00 % 0.00 %	9,435.67 0.00 28.05 % 0.00 %	20.21%
1-Jul-13	to 30-Jun-17	Non-Donor Project	0.00	0.00	0.00	0.00 %			
				0.00	0.00	0.00 %	<b>Taka Release :</b> <b>% of Allocation :</b>	5,000.00 100.00 %	

## Project-wise Implementation Status of the project under Ministry of Health and Family Welfare

Reporting Period: July 2015 To June 2016

RADP:2015-16

(Taka in Lakh)

SI No.	Ministry/Division Name Agency Name Project Code and Name		Project Cost	Target and Progress			Cumulative Progress upto Reporting Period		
				Financial		Physical (% of Total Project) A) Target B) Progress	Fin. Total PA (% of Projects Cost)	Physical Progress in %	
				Allocation	Expenditure				
Implementation Period	Development Partner	A) Total B) Taka C) PA D) RPA	A) Total B) Taka C) PA D) RPA E) CDVAT	A) Total B) Taka C) PA D) RPA E) CDVAT	% of Allocation				
1	2	3	4	5	6	7	8	9	
326	2711-5017	Establishment of Sheikh Lutfar Rahman Dental College.	8,869.00 8,869.00 0.00 0.00	800.00 800.00 0.00 0.00	187.58 187.58 0.00 0.00	23.45 % 23.45 % 0.00 % 0.00 %	10.00 % 4.00 %	752.38 0.00 8.48 % 0.00 %	13.73 %
1-Jan-14 to 30-Jun-18	Non-Donor Project		0.00	0.00	0.00	0.00 %			
				0.00	0.00	0.00 %	<b>Taka Release :</b> <b>% of Allocation :</b>	515.66 64.46 %	
327	2711-5023	Establishment of National Institute of Advanced Practice Nurses in Bangladesh.	12,800.00 1,516.00 11,284.00 0.00	2,085.00 425.00 1,660.00 0.00	1,209.79 2.61 1,207.18 0.00	58.02 % 0.61 % 72.72 % 0.00 %	12.00 % 9.00 %	5,209.00 1,207.18 40.70 % 10.70 %	44.00 %
1-Jan-14 to 30-Jun-18	Non-Donor Project		0.00	0.00	0.00	0.00 %			
				300.00	0.00	0.00 %	<b>Taka Release :</b> <b>% of Allocation :</b>	25.00 5.88 %	
328	2711-5021	Establishment of Institute of Pediatric Neuro-disorder and Autism in BSMMU.	2,208.00 2,208.00 0.00 0.00	425.00 425.00 0.00 0.00	151.81 151.81 0.00 0.00	35.72 % 35.72 % 0.00 % 0.00 %	10.00 % 7.00 %	225.86 0.00 10.23 % 0.00 %	12.24 %
1-Jul-14 to 30-Jun-17	Non-Donor Project		0.00	0.00	0.00	0.00 %			
				0.00	0.00	0.00 %	<b>Taka Release :</b> <b>% of Allocation :</b>	425.00 100.00 %	

## Project-wise Implementation Status of the project under Ministry of Health and Family Welfare

Reporting Period: July 2015 To June 2016

RADP:2015-16

(Taka in Lakh)

SI No.	Ministry/Division Name Agency Name Project Code and Name		Project Cost	Target and Progress			Cumulative Progress upto Reporting Period		
				Financial		Physical (% of Total Project) A) Target B) Progress	Fin. Total PA (% of Projects Cost)	Physical Progress in %	
				Allocation	Expenditure				
Implementation Period	Development Partner	A) Total B) Taka C) PA D) RPA	A) Total B) Taka C) PA D) RPA E) CDVAT	A) Total B) Taka C) PA D) RPA E) CDVAT	% of Allocation				
1	2	3	4	5	6	7	8	9	
329	2711-5000	Establishment of Manikganj Medical College and Hospital.	61,552.00 61,552.00 0.00	4,000.00 4,000.00 0.00	3,984.74 3,984.74 0.00	99.62 % 99.62 % 0.00 %	15.00 % 15.00 % 0.00 %	3,984.74 0.00 6.47 % 0.00 %	15.00 %
1-Jul-15	to 30-Jun-19	Non-Donor Project	0.00	0.00	0.00	0.00 %			
				0.00	0.00	0.00 %	<b>Taka Release :</b> <b>% of Allocation :</b>	4,000.00 100.00 %	
330	2711-5002	Establishment of a Medical College in Tangail and Upgradation of a 250 beded General Hospital into 500- beded Hospital.	63,510.00 63,510.00 0.00	300.00 300.00 0.00	94.07 94.07 0.00	31.36 % 31.36 % 0.00 %	10.00 % 2.00 % 0.00 %	94.07 0.00 0.15 % 0.00 %	2.00 %
1-Jul-16	to 30-Jun-19	Non-Donor Project	0.00	0.00	0.00	0.00 %			
				0.00	0.00	0.00 %	<b>Taka Release :</b> <b>% of Allocation :</b>	300.00 100.00 %	
331	2711-5003	Establishment of Shaheed M Mansur Ali Medical College and 500-beded hospital, Sirajganj.	63,637.00 63,637.00 0.00	4,800.00 4,800.00 0.00	4,594.45 4,594.45 0.00	95.72 % 95.72 % 0.00 %	10.00 % 10.00 % 0.00 %	4,594.45 0.00 7.22 % 0.00 %	10.00 %
1-Jul-16	to 30-Jun-19	Non-Donor Project	0.00	0.00	0.00	0.00 %			
				0.00	0.00	0.00 %	<b>Taka Release :</b> <b>% of Allocation :</b>	4,600.00 95.83 %	

## Project-wise Implementation Status of the project under Ministry of Health and Family Welfare

Reporting Period: July 2015 To June 2016

RADP:2015-16

(Taka in Lakh)

SI No.	Ministry/Division Name Agency Name Project Code and Name		Project Cost	Target and Progress			Cumulative Progress upto Reporting Period		
				Financial		Physical (% of Total Project) A) Target B) Progress	Fin. Total PA (% of Projects Cost)	Physical Progress in %	
				Allocation	Expenditure				
Implementation Period	Development Partner	A) Total B) Taka C) PA D) RPA	A) Total B) Taka C) PA D) RPA E) CDVAT	A) Total B) Taka C) PA D) RPA E) CDVAT	% of Allocation				
1	2	3	4	5	6	7	8	9	
332	2711-5001 One Health Fellowship Integrated Education and Action for Health One Health in Bangladesh.		128.00 0.00 128.00	50.00 0.00 50.00	65.72 0.00 65.72	131.44 % 0.00 % 131.44 %	50.00 % 50.00 %	65.72 65.72 51.34 % 51.34 %	50.00 %
1-Jul-15 to 31-Dec-16	EU		0.00	0.00	0.00	0.00 %			
							<b>Taka Release :</b>	0.00	
							<b>% of Allocation :</b>	0.00 %	
333	2711-5024 National Burn and Plastic Surgery Institute.		52,239.00 52,239.00 0.00 0.00	200.00 200.00 0.00 0.00	102.84 102.84 0.00 0.00	51.42 % 51.42 % 0.00 % 0.00 %	0.00 % 0.00 %	102.84 0.00 0.20 % 0.00 %	0.00 %
1-Jan-16 to 31-Dec-18	Non-Donor Project		0.00	0.00	0.00	0.00 %			
							<b>Taka Release :</b>	200.00	
							<b>% of Allocation :</b>	100.00 %	
<b>Executing Agency Total</b>			1,601,722.66 803,869.66 797,853.00 537,386.00	330,415.00 147,483.00 182,932.00 138,652.00 9,912.00	274,035.78 132,188.07 141,847.71 100,683.46 0.00	82.94 % 89.63 % 77.54 % 72.62 % 0.00 %		<b>Taka Release :</b> 143,987.93	
							<b>% of Allocation :</b>	<b>97.63 %</b>	

Directorate of Nursing



## Project-wise Implementation Status of the project under Ministry of Health and Family Welfare

Reporting Period: July 2015 To June 2016

RADP:2015-16

(Taka in Lakh)

SI No.	Ministry/Division Name Agency Name Project Code and Name		Project Cost	Target and Progress			Cumulative Progress upto Reporting Period		
				Financial		Physical (% of Total Project) A) Target B) Progress	Fin. Total PA (% of Projects Cost)	Physical Progress in %	
				Allocation	Expenditure				
Implementation Period	Development Partner	A) Total B) Taka C) PA D) RPA	A) Total B) Taka C) PA D) RPA E) CDVAT	A) Total B) Taka C) PA D) RPA E) CDVAT	% of Allocation	A) Target B) Progress	8	9	
334	2716-8681	Expansion and Quality Improvement of Nursing Education.	10,000.00 10,000.00 0.00 0.00	2,405.00 2,405.00 0.00 0.00	1,406.63 1,406.63 0.00 0.00	58.49 % 58.49 % 0.00 % 0.00 %	10.00 % 8.00 %	8,102.80 0.00 81.03 % 0.00 %	97.08 %
1-Jul-08	to 30-Jun-17	Non-Donor Project	0.00	0.00	0.00	0.00 %			
							<b>Taka Release :</b>	2,405.00	
							<b>% of Allocation :</b>	100.00 %	
335	2716-5020	Nursing Education and Services.	33,890.00 5,252.00 28,638.00 16,442.00	7,670.00 1,000.00 6,670.00 4,670.00	4,042.90 877.48 3,165.42 1,165.42	52.71 % 87.75 % 47.46 % 24.96 %	25.00 % 13.00 %	21,932.22 18,028.18 64.72 % 62.95 %	86.00 %
1-Jul-11	to 31-Dec-16	CIDA, WHO	0.00	0.00	0.00	0.00 %			
							<b>Taka Release :</b>	1,000.00	
							<b>% of Allocation :</b>	100.00 %	
336	2716-5011	Establishment of Nursing Institute of Pabna (ADP).	1,635.00 1,635.00 0.00 0.00	607.00 607.00 0.00 0.00	606.73 606.73 0.00 0.00	99.96 % 99.96 % 0.00 % 0.00 %	25.00 % 25.00 %	942.00 0.00 57.61 % 0.00 %	73.00 %
1-Jul-13	to 30-Jun-17	Non-Donor Project	0.00	0.00	0.00	0.00 %			
							<b>Taka Release :</b>	607.00	
							<b>% of Allocation :</b>	100.00 %	

## Project-wise Implementation Status of the project under Ministry of Health and Family Welfare

Reporting Period: July 2015 To June 2016

RADP:2015-16

(Taka in Lakh)

SI No.	Ministry/Division Name Agency Name Project Code and Name		Project Cost	Target and Progress			Cumulative Progress upto Reporting Period	
				Financial		Physical (% of Total Project) A) Target B) Progress	Fin. Total PA (% of Projects Cost)	Physical Progress in %
				Allocation	Expenditure			
Implementation Period	Development Partner	A) Total B) Taka C) PA D) RPA	A) Total B) Taka C) PA D) RPA E) CDVAT	A) Total B) Taka C) PA D) RPA E) CDVAT	% of Allocation			
1	2	3	4	5	6	7	8	9

## Executing Agency Total

45,525.00	10,682.00	6,056.26	56.70 %
16,887.00	4,012.00	2,890.84	72.05 %
28,638.00	6,670.00	3,165.42	47.46 %
16,442.00	4,670.00	1,165.42	24.96 %
	0.00	0.00	0.00 %

Taka Release :	4,012.00
% of Allocation :	100.00 %

## Department of Family Planning

337	2781-5260	Maternal Child, Reproductive and Adolescent Health.	75,596.00	13,500.00	11,126.84	82.42 %	20.00 %	86,901.58	98.00 %
			15,165.00	3,200.00	3,090.79	96.59 %	15.00 %	39,157.79	
			60,431.00	10,300.00	8,036.05	78.02 %		114.96 %	
			50,517.00	9,100.00	6,776.69	74.47 %		64.80 %	
1-Jul-11	to 31-Dec-16	UNFPA		0.00	0.00	0.00 %			
								Taka Release : 3,200.00	
								% of Allocation : 100.00 %	
338	2781-5290	Clinical Contraception Services Delivery.	82,116.00	16,450.00	11,335.57	68.91 %	20.00 %	61,384.57	87.00 %
			52,022.00	9,000.00	8,824.72	98.05 %	15.00 %	17,876.39	
			30,094.00	7,450.00	2,510.85	33.70 %		74.75 %	
			27,662.00	6,570.00	1,915.26	29.15 %		59.40 %	
1-Jul-11	to 31-Dec-16	UNFPA		0.00	0.00	0.00 %			
								Taka Release : 9,000.00	
								% of Allocation : 100.00 %	

## Project-wise Implementation Status of the project under Ministry of Health and Family Welfare

Reporting Period: July 2015 To June 2016

RADP:2015-16

(Taka in Lakh)

SI No.	Ministry/Division Name Agency Name Project Code and Name		Project Cost	Target and Progress			Cumulative Progress upto Reporting Period		
				Financial		Physical (% of Total Project) A) Target B) Progress	Fin. Total PA (% of Projects Cost)	Physical Progress in %	
				Allocation	Expenditure				
Implementation Period	Development Partner	A) Total B) Taka C) PA D) RPA	A) Total B) Taka C) PA D) RPA E) CDVAT	A) Total B) Taka C) PA D) RPA E) CDVAT	% of Allocation				
1	2	3	4	5	6	7	8	9	
339	2781-5300	Family Planning Field Services Delivery.	108,049.00	12,000.00	3,868.47	32.24 %	12.00 %	147,363.49	82.00 %
			17,555.00	3,800.00	3,676.26	96.74 %	4.00 %	113,741.09	
			90,494.00	8,200.00	192.21	2.34 %		136.39 %	
			87,422.00	8,000.00	0.00	0.00 %		125.69 %	
1-Jul-11	to 31-Dec-16	KfW		0.00	0.00	0.00 %			
								<b>Taka Release :</b> 3,800.00	
								<b>% of Allocation :</b> 100.00 %	
340	2781-5330	Management Information Systems.	5,100.00	1,080.00	359.52	33.29 %	22.00 %	3,527.07	97.00 %
			1,058.00	230.00	108.59	47.21 %	7.00 %	2,740.46	
			4,042.00	850.00	250.93	29.52 %		69.16 %	
			3,660.00	850.00	250.93	29.52 %		67.80 %	
1-Jul-11	to 31-Dec-16	WHO		0.00	0.00	0.00 %			
								<b>Taka Release :</b> 125.00	
								<b>% of Allocation :</b> 54.35 %	
341	2781-5350	Information, Education and Communication (FP).	12,380.00	2,840.00	2,436.25	85.78 %	25.00 %	10,181.00	100.00 %
			5,376.00	1,100.00	932.80	84.80 %	21.00 %	5,713.17	
			7,004.00	1,740.00	1,503.45	86.41 %		82.24 %	
			5,798.00	1,640.00	1,403.45	85.58 %		81.57 %	
1-Jul-11	to 31-Dec-16	UNFPA, USAID		0.00	0.00	0.00 %			
								<b>Taka Release :</b> 1,100.00	
								<b>% of Allocation :</b> 100.00 %	

## Project-wise Implementation Status of the project under Ministry of Health and Family Welfare

Reporting Period: July 2015 To June 2016

RADP:2015-16

(Taka in Lakh)

SI No.	Ministry/Division Name Agency Name Project Code and Name		Project Cost	Target and Progress			Cumulative Progress upto Reporting Period		
				Financial		Physical (% of Total Project) A) Target B) Progress	Fin. Total PA (% of Projects Cost)	Physical Progress in %	
				Allocation	Expenditure				
1	2	3	4	5	6	7	8	9	
342	2781-5360	Procurement, Storage and Supplies Management (DFP).	6,822.00	2,270.00	1,671.82	73.65 %	35.00 %	5,956.78	99.00 %
			6,398.00	2,170.00	1,644.62	75.79 %	25.00 %	328.67	
			424.00	100.00	27.20	27.20 %		87.32 %	
			364.00	100.00	27.20	27.20 %		77.52 %	
1-Jul-11	to 31-Dec-16	UNFPA		150.00	0.00	0.00 %			
							<b>Taka Release :</b>	1,900.00	
							<b>% of Allocation :</b>	87.56 %	
<b>Executing Agency Total</b>			290,063.00	48,140.00	30,798.47	63.98 %			
			97,574.00	19,500.00	18,277.78	93.73 %			
			192,489.00	28,640.00	12,520.69	43.72 %			
			175,423.00	26,260.00	10,373.53	39.50 %			
				150.00	0.00	0.00 %			
							<b>Taka Release :</b>	19,125.00	
							<b>% of Allocation :</b>	98.08 %	
<b>Other Family Welfare Facilities</b>									
343	2791-5010	Training, Research and Development (NIPORT).	10,986.00	2,380.00	853.11	35.84 %	25.00 %	7,084.61	92.00 %
			3,831.00	380.00	104.12	27.40 %	9.00 %	3,841.70	
			7,155.00	2,000.00	748.99	37.45 %		64.49 %	
			7,120.00	1,990.00	748.99	37.64 %		53.69 %	
1-Jul-11	to 31-Dec-16	UNFPA		0.00	0.00	0.00 %			
							<b>Taka Release :</b>	176.50	
							<b>% of Allocation :</b>	46.45 %	

## Project-wise Implementation Status of the project under Ministry of Health and Family Welfare

Reporting Period: July 2015 To June 2016

RADP:2015-16

(Taka in Lakh)

SI No.	Ministry/Division Name Agency Name Project Code and Name		Project Cost	Target and Progress			Cumulative Progress upto Reporting Period		
				Allocation	Financial		Physical (% of Total Project) A) Target B) Progress	Fin. Total PA (% of Projects Cost)	Physical Progress in %
					Expenditure				
Implementation Period	Development Partner	A) Total B) Taka C) PA D) RPA	A) Total B) Taka C) PA D) RPA E) CDVAT	A) Total B) Taka C) PA D) RPA E) CDVAT	% of Allocation				
1	2	3	4	5	6	7	8	9	

<b>Executing Agency Total</b>	10,986.00	2,380.00	853.11	35.84 %	<b>Taka Release :</b>	176.50
	3,831.00	380.00	104.12	27.40 %	<b>% of Allocation :</b>	<b>46.45 %</b>
	7,155.00	2,000.00	748.99	37.45 %		
	7,120.00	1,990.00	748.99	37.64 %		
		0.00	0.00	0.00 %		
<b>Ministry Total</b>	2,692,118.84	512,115.00	417,380.64	81.50 %	<b>Taka Release :</b>	265,396.31
	1,520,938.70	275,000.00	247,732.64	90.08 %	<b>% of Allocation :</b>	<b>96.51 %</b>
	1,171,180.14	237,115.00	169,648.00	71.55 %		
	850,213.41	187,167.00	123,449.41	65.96 %		
		10,700.00	0.00	0.00 %		

## Project-wise Implementation Status of the project under Ministry of Social Welfare

Reporting Period: July 2015 To June 2016

RADP:2015-16

(Taka in Lakh)

SI No.	Ministry/Division Name Agency Name Project Code and Name		Project Cost	Target and Progress			Cumulative Progress upto Reporting Period		
				Financial		Physical (% of Total Project) A) Target B) Progress	Fin. Total PA (% of Projects Cost)	Physical Progress in %	
	Allocation	Expenditure							
	Implementation Period	Development Partner	A) Total B) Taka C) PA D) RPA	A) Total B) Taka C) PA D) RPA E) CDVAT	A) Total B) Taka C) PA D) RPA E) CDVAT	% of Allocation			
	1	2	3	4	5	6	7	8	9

## Ministry of Social Welfare

## Ministry's Own

344	2901-5030	Establishment of Sonaimoori Blind Welfare Association Eye Hospital.	1,240.00	110.00	105.10	95.55 %	7.13 %	1,235.05	100.00 %
			1,240.00	110.00	105.10	95.55 %	7.13 %	0.00	
			0.00	0.00	0.00	0.00 %		99.60 %	
			0.00	0.00	0.00	0.00 %		0.00 %	
1-Jul-11	to 30-Jun-16	Non-Donor Project							
				0.00	0.00	0.00 %			
					0.00	0.00 %			
								Taka Release :	105.97
								% of Allocation :	96.34 %

## Executing Agency Total

1,240.00	110.00	105.10	95.55 %
1,240.00	110.00	105.10	95.55 %
0.00	0.00	0.00	0.00 %
0.00	0.00	0.00	0.00 %
	0.00	0.00	0.00 %

Taka Release :	105.97
% of Allocation :	96.34 %

## Department of Social Services

345	2931-7973	Services for Children At Risk (SCAR).	7,555.00	2,210.00	2,056.75	93.07 %	29.25 %	4,395.53	85.00 %
			100.00	20.00	16.37	81.85 %	29.25 %	4,323.65	
			7,455.00	2,190.00	2,040.38	93.17 %		58.18 %	
			7,455.00	2,190.00	2,040.38	93.17 %		58.00 %	
1-Jan-09	to 30-Jun-16	IDA, World Bank							
				0.00	0.00	0.00 %			
								Taka Release :	20.00
								% of Allocation :	100.00 %

## Project-wise Implementation Status of the project under Ministry of Social Welfare

Reporting Period: July 2015 To June 2016

RADP:2015-16

(Taka in Lakh)

SI No.	Ministry/Division Name Agency Name Project Code and Name		Project Cost	Target and Progress			Cumulative Progress upto Reporting Period		
				Financial		Physical (% of Total Project) A) Target B) Progress	Fin. Total PA (% of Projects Cost)	Physical Progress in %	
				Allocation	Expenditure				
Implementation Period	Development Partner	A) Total B) Taka C) PA D) RPA	A) Total B) Taka C) PA D) RPA E) CDVAT	A) Total B) Taka C) PA D) RPA E) CDVAT	% of Allocation				
1	2	3	4	5	6	7	8	9	
346	2931-7983	Establishment of Hostel for the Visually Impaired Children (37 Unit).	5,493.36 5,493.36 0.00	1,354.00 1,354.00 0.00	1,288.23 1,288.23 0.00	95.14 % 95.14 % 0.00 %	24.64 % 24.54 % 0.00 %	4,709.75 0.00 85.74 % 0.00 %	86.74 %
1-Jul-11	to 31-Dec-16	Non-Donor Project	0.00	0.00	0.00	0.00 %			
				0.00	0.00	0.00 %	<b>Taka Release :</b>	1,288.23	
							<b>% of Allocation :</b>	95.14 %	
347	2931-5019	Child Sensetive Social Protection in Bangladesh (CSPB).	4,621.51 21.51 4,600.00	1,213.00 13.00 1,200.00	1,031.79 11.79 1,020.00	85.06 % 90.69 % 85.00 %	9.66 % 8.22 %	5,653.30 5,620.00 122.33 % 122.17 %	56.00 %
1-Jan-10	to 31-Dec-16	UNFPA	0.00	0.00	0.00	0.00 %			
				0.00	0.00	0.00 %	<b>Taka Release :</b>	11.79	
							<b>% of Allocation :</b>	90.69 %	
348	2931-5027	Expansion and Development of Nilphamary Diabetic Hospital.	1,778.06 1,778.06 0.00	800.00 800.00 0.00	393.48 393.48 0.00	49.19 % 49.19 % 0.00 %	55.00 % 22.00 %	993.48 0.00 55.87 % 0.00 %	49.00 %
1-Jul-13	to 30-Jun-17	Non-Donor Project	0.00	0.00	0.00	0.00 %			
				0.00	0.00	0.00 %	<b>Taka Release :</b>	393.48	
							<b>% of Allocation :</b>	49.19 %	

## Project-wise Implementation Status of the project under Ministry of Social Welfare

Reporting Period: July 2015 To June 2016

RADP:2015-16

(Taka in Lakh)

SI No.	Ministry/Division Name Agency Name Project Code and Name		Project Cost	Target and Progress			Cumulative Progress upto Reporting Period		
				Financial		Physical (% of Total Project) A) Target B) Progress	Fin. Total PA (% of Projects Cost)	Physical Progress in %	
				Allocation	Expenditure				
Implementation Period	Development Partner	A) Total B) Taka C) PA D) RPA	A) Total B) Taka C) PA D) RPA E) CDVAT	A) Total B) Taka C) PA D) RPA E) CDVAT	% of Allocation				
1	2	3	4	5	6	7	8	9	
349	2931-5036	Construction of 5-Storeyed Tribal Welfare Association Central Office-cum-Community Hall at Balaspur, Mymensingh.	450.29 450.29 0.00 0.00	300.00 300.00 0.00 0.00	300.00 300.00 0.00 0.00	100.00 % 100.00 % 0.00 % 0.00 %	66.55 % 50.13 % 84.61 % 0.00 %	381.00 0.00 84.61 % 0.00 %	72.02 %
1-Jul-13 to 30-Jun-17	Non-Donor Project		0.00	0.00	0.00	0.00 %			
							Taka Release : % of Allocation :	300.00 100.00 %	
350	2931-8015	Construction of a Hostel for the Government Shishu Paribar (8 Unit).	8,631.00 8,631.00 0.00 0.00	2,147.00 2,147.00 0.00 0.00	2,146.91 2,146.91 0.00 0.00	100.00 % 100.00 % 0.00 % 0.00 %	24.88 % 24.87 % 27.57 % 0.00 %	2,379.89 0.00 27.57 % 0.00 %	27.57 %
1-Jan-14 to 30-Jun-17	Non-Donor Project		0.00	0.00	0.00	0.00 %			
							Taka Release : % of Allocation :	2,147.00 100.00 %	
351	2931-5041	Establishment of Laxmipur Diabetic Hospital.	911.23 911.23 0.00 0.00	750.00 750.00 0.00 0.00	720.00 720.00 0.00 0.00	96.00 % 96.00 % 0.00 % 0.00 %	76.88 % 67.34 % 79.01 % 0.00 %	720.00 0.00 79.01 % 0.00 %	76.35 %
1-Jul-14 to 31-Dec-17	Non-Donor Project		0.00	0.00	0.00	0.00 %			
							Taka Release : % of Allocation :	720.00 96.00 %	



## Project-wise Implementation Status of the project under Ministry of Social Welfare

Reporting Period: July 2015 To June 2016

RADP:2015-16

(Taka in Lakh)

SI No.	Ministry/Division Name Agency Name Project Code and Name		Project Cost	Target and Progress			Cumulative Progress upto Reporting Period		
				Financial		Physical (% of Total Project) A) Target B) Progress	Fin. Total PA (% of Projects Cost)	Physical Progress in %	
				Allocation	Expenditure				
Implementation Period	Development Partner	A) Total B) Taka C) PA D) RPA	A) Total B) Taka C) PA D) RPA E) CDVAT	A) Total B) Taka C) PA D) RPA E) CDVAT	% of Allocation				
1	2	3	4	5	6	7	8	9	
352	2931-8021	To Establish Modern Medical Service & Rehabilitation for Diabetic, Daibetic Related & Non-diabetic Patients at Rajbary	708.00 708.00 0.00	350.00 350.00 0.00	350.00 350.00 0.00	100.00 % 100.00 % 0.00 %	38.08 % 32.79 % 0.00 %	450.00 0.00 63.56 % 0.00 %	62.15%
1-Jul-14	to 30-Jun-17	Non-Donor Project	0.00	0.00	0.00	0.00 %			
				0.00	0.00	0.00 %	<b>Taka Release :</b>	350.00	
						0.00 %	<b>% of Allocation :</b>	100.00 %	
353	2931-8001	Extension & Modernization of Dharmarajika Bouddha Mahabihar Auditorium Complex for the Orphans and Underprivileged Community Members of the Society.	1,163.01 1,163.01 0.00	100.00 100.00 0.00	2.00 2.00 0.00	2.00 % 2.00 % 0.00 %	5.92 % 0.72 % 0.00 %	2.00 0.00 0.17 % 0.00 %	29.19%
1-Nov-14	to 30-Jun-17	Non-Donor Project	0.00	0.00	0.00	0.00 %			
				0.00	0.00	0.00 %	<b>Taka Release :</b>	98.00	
						0.00 %	<b>% of Allocation :</b>	98.00 %	
354	2931-5051	Establishment of Munshiganj Diabetic Hospital.	1,966.52 1,966.52 0.00	100.00 100.00 0.00	100.00 100.00 0.00	100.00 % 100.00 % 0.00 %	6.29 % 4.02 % 0.00 %	100.00 0.00 5.09 % 0.00 %	17.27%
1-Jan-15	to 30-Jun-17	Non-Donor Project	0.00	0.00	0.00	0.00 %			
				0.00	0.00	0.00 %	<b>Taka Release :</b>	100.00	
						0.00 %	<b>% of Allocation :</b>	100.00 %	

## Project-wise Implementation Status of the project under Ministry of Social Welfare

Reporting Period: July 2015 To June 2016

RADP:2015-16

(Taka in Lakh)

SI No.	Ministry/Division Name Agency Name Project Code and Name		Project Cost	Target and Progress			Cumulative Progress upto Reporting Period		
				Financial		Physical (% of Total Project) A) Target B) Progress	Fin. Total PA (% of Projects Cost)	Physical Progress in %	
				Allocation	Expenditure				
Implementation Period	Development Partner	A) Total B) Taka C) PA D) RPA	A) Total B) Taka C) PA D) RPA E) CDVAT	A) Total B) Taka C) PA D) RPA E) CDVAT	% of Allocation				
1	2	3	4	5	6	7	8	9	
355	2931-5052	Establishment of Diabetic Hospital in Netrokona.	990.00 990.00 0.00	50.00 50.00 0.00	0.00 0.00 0.00	0.00 % 0.00 % 0.00 %	0.00 % 0.00 % 0.00 %	0.00 0.00 0.00 % 0.00 %	0.00 %
1-Jan-15 to 31-Dec-16	Non-Donor Project		0.00	0.00	0.00	0.00 %			
				0.00	0.00	0.00 %			
							<b>Taka Release :</b>	0.00	
							<b>% of Allocation :</b>	0.00 %	
356	2931-5053	Safe Motherhood Activities in 4 Upazillas of Comilla District	438.99 438.99 0.00	329.00 329.00 0.00	171.94 171.94 0.00	52.26 % 52.26 % 0.00 %	71.60 % 44.87 % 0.00 %	171.94 0.00 39.17 % 0.00 %	44.87 %
1-Jan-15 to 31-Dec-16	Non-Donor Project		0.00	0.00	0.00	0.00 %			
				0.00	0.00	0.00 %			
							<b>Taka Release :</b>	329.00	
							<b>% of Allocation :</b>	100.00 %	
<b>Executing Agency Total</b>			34,706.97	9,703.00	8,561.10	88.23 %	<b>Taka Release :</b>	5,757.50	
			22,651.97	6,313.00	5,500.72	87.13 %	<b>% of Allocation :</b>	<b>91.20 %</b>	
			12,055.00	3,390.00	3,060.38	90.28 %			
			7,455.00	2,190.00	2,040.38	93.17 %			
				0.00	0.00	0.00 %			

**National Handicapped Development Foundation**

## Project-wise Implementation Status of the project under Ministry of Social Welfare

Reporting Period: July 2015 To June 2016

RADP:2015-16

(Taka in Lakh)

SI No.	Ministry/Division Name Agency Name Project Code and Name		Project Cost	Target and Progress			Cumulative Progress upto Reporting Period		
				Financial		Physical (% of Total Project) A) Target B) Progress	Fin. Total PA (% of Projects Cost)	Physical Progress in %	
				Allocation	Expenditure				
Implementation Period	Development Partner	A) Total B) Taka C) PA D) RPA	A) Total B) Taka C) PA D) RPA E) CDVAT	A) Total B) Taka C) PA D) RPA E) CDVAT	% of Allocation				
1	2	3	4	5	6	7	8	9	
357	2905-7015	Promotion of Services and Opportunity to the Disabled Person in Bangladesh	20,689.38	6,514.00	5,368.85	82.42 %	31.00 %	10,826.61	80.00 %
			10,344.69	0.00	0.00	0.00 %	31.00 %	5,368.85	
			10,344.69	6,514.00	5,368.85	82.42 %		52.33 %	
			10,344.69	6,514.00	5,368.85	82.42 %		51.90 %	
1-Jul-08	to 30-Jun-16	IDA, World Bank		0.00	0.00	0.00 %			
							<b>Taka Release :</b>	0.00	
							<b>% of Allocation :</b>	0.00 %	
358	2905-5010	Construction of a National Handicapped Building.	8,353.15	1,358.00	1,026.00	75.55 %	16.00 %	1,142.76	16.00 %
			8,353.15	1,358.00	1,026.00	75.55 %	14.00 %	0.00	
			0.00	0.00	0.00	0.00 %		13.68 %	
			0.00	0.00	0.00	0.00 %		0.00 %	
1-Jul-13	to 30-Jun-18	Non-Donor Project		0.00	0.00	0.00 %			
				0.00	0.00	0.00 %			
							<b>Taka Release :</b>	1,358.00	
							<b>% of Allocation :</b>	100.00 %	
<b>Executing Agency Total</b>			29,042.53	7,872.00	6,394.85	81.24 %			
			18,697.84	1,358.00	1,026.00	75.55 %			
			10,344.69	6,514.00	5,368.85	82.42 %			
			10,344.69	6,514.00	5,368.85	82.42 %			
				0.00	0.00	0.00 %			

## Project-wise Implementation Status of the project under Ministry of Social Welfare

Reporting Period: July 2015 To June 2016

RADP:2015-16

(Taka in Lakh)

SI No.	Ministry/Division Name Agency Name Project Code and Name		Project Cost	Target and Progress			Cumulative Progress upto Reporting Period		
				Financial		Physical (% of Total Project) A) Target B) Progress	Fin. Total PA (% of Projects Cost)	Physical Progress in %	
	Allocation	Expenditure							
	Implementation Period	Development Partner	A) Total B) Taka C) PA D) RPA	A) Total B) Taka C) PA D) RPA E) CDVAT	A) Total B) Taka C) PA D) RPA E) CDVAT	% of Allocation			
	1	2	3	4	5	6	7	8	9
<b>Ministry Total</b>			64,989.50	17,685.00	15,061.05	85.16 %	Taka Release : 7,221.47		
			42,589.81	7,781.00	6,631.82	85.23 %	% of Allocation : 92.81 %		
			22,399.69	9,904.00	8,429.23	85.11 %			
			17,799.69	8,704.00	7,409.23	85.12 %			
				0.00	0.00	0.00 %			

## Project-wise Implementation Status of the project under Ministry of Women and Children Affairs

Reporting Period: July 2015 To June 2016

RADP:2015-16

(Taka in Lakh)

SI No.	Ministry/Division Name Agency Name Project Code and Name		Project Cost	Target and Progress			Cumulative Progress upto Reporting Period		
				Financial		Physical (% of Total Project) A) Target B) Progress	Fin. Total PA (% of Projects Cost)	Physical Progress in %	
	Allocation	Expenditure							
	Implementation Period	Development Partner	A) Total B) Taka C) PA D) RPA	A) Total B) Taka C) PA D) RPA E) CDVAT	A) Total B) Taka C) PA D) RPA E) CDVAT	% of Allocation			
	1	2	3	4	5	6	7	8	9

## Ministry of Women and Children Affairs

## Ministry's Own

359	3001-5041	Multi-Sectoral Programme on Violence Against Women (3rd phase).	4,872.29 2,374.09 2,498.20 0.00	1,517.00 995.00 522.00 0.00	1,515.06 994.16 520.90 0.00	99.87 % 99.92 % 99.79 % 0.00 %	23.22 % 23.22 % 99.81 % 99.94 %	4,863.07 2,496.65 99.81 % 99.94 %	100.00 %
1-Jul-11	to 30-Jun-16	DANIDA, World Bank		20.00	0.00	0.00 %		Taka Release : 995.00 % of Allocation : 100.00 %	
360	3001-5014	Enabling Environmental for Child Rights (EECR) Project.	31,840.18 300.18 31,540.00 0.00	2,343.54 60.00 2,283.54 0.00	2,170.11 54.84 2,115.27 0.00	92.60 % 91.40 % 92.63 % 0.00 %	7.36 % 6.80 % 44.76 %	17,455.56 14,118.67 54.82 % 44.76 %	55.00 %
1-Jul-12	to 30-Jun-17	UNICEF		0.00	0.00	0.00 %		Taka Release : 60.00 % of Allocation : 100.00 %	
361	3001-5015	Investment Component for Vulnerable Group development programme.	3,889.00 976.00 2,913.00 0.00	1,143.00 938.00 205.00 0.00	1,127.57 922.57 205.00 0.00	98.65 % 98.36 % 100.00 % 0.00 %	30.00 % 29.00 %	1,572.00 1,572.00 40.42 % 53.96 %	41.00 %
1-Jan-14	to 30-Jun-18	WFP		0.00	0.00	0.00 %		Taka Release : 938.00 % of Allocation : 100.00 %	

## Project-wise Implementation Status of the project under Ministry of Women and Children Affairs

Reporting Period: July 2015 To June 2016

RADP:2015-16

(Taka in Lakh)

SI No.	Ministry/Division Name Agency Name Project Code and Name		Project Cost	Target and Progress			Cumulative Progress upto Reporting Period	
				Financial		Physical (% of Total Project) A) Target B) Progress	Fin. Total PA (% of Projects Cost)	Physical Progress in %
				Allocation	Expenditure			
Implementation Period	Development Partner	A) Total B) Taka C) PA D) RPA	A) Total B) Taka C) PA D) RPA E) CDVAT	A) Total B) Taka C) PA D) RPA E) CDVAT	% of Allocation			
1	2	3	4	5	6	7	8	9

<b>Executing Agency Total</b>	40,601.47	5,003.54	4,812.74	96.19 %	<b>Taka Release :</b>	1,993.00
	3,650.27	1,993.00	1,971.57	98.92 %	<b>% of Allocation :</b>	100.00 %
	36,951.20	3,010.54	2,841.17	94.37 %		
	0.00	0.00	0.00	0.00 %		
		20.00	0.00	0.00 %		

**Department of Women Affairs**

362	3021-5130 Daycare Programme for the Children of Lower and Middle Income Working Women.	1,650.00	436.00	412.06	94.51 %	22.14 %	1,627.01	100.00 %
		1,650.00	436.00	412.06	94.51 %	22.14 %	0.00	
		0.00	0.00	0.00	0.00 %		98.61 %	
		0.00	0.00	0.00	0.00 %		0.00 %	
1-Jul-09 to 30-Jun-16	Non-Donor Project	0.00	0.00	0.00	0.00 %			
			0.00	0.00	0.00 %		<b>Taka Release :</b>	433.00
							<b>% of Allocation :</b>	99.31 %
363	3021-5270 Establishment of Pediatric and Women Cardiac Unit at National Heart Foundation.	1,549.16	296.00	252.00	85.14 %	19.00 %	1,505.00	100.00 %
		1,549.16	296.00	252.00	85.14 %	19.00 %	0.00	
		0.00	0.00	0.00	0.00 %		97.15 %	
		0.00	0.00	0.00	0.00 %		0.00 %	
1-Jan-12 to 31-Dec-15	Non-Donor Project	0.00	0.00	0.00	0.00 %			
			0.00	0.00	0.00 %		<b>Taka Release :</b>	296.00
							<b>% of Allocation :</b>	100.00 %

## Project-wise Implementation Status of the project under Ministry of Women and Children Affairs

Reporting Period: July 2015 To June 2016

RADP:2015-16

(Taka in Lakh)

SI No.	Ministry/Division Name Agency Name Project Code and Name		Project Cost	Target and Progress			Cumulative Progress upto Reporting Period		
				Financial		Physical (% of Total Project) A) Target B) Progress	Fin. Total PA (% of Projects Cost)	Physical Progress in %	
				Allocation	Expenditure				
1	2	3	4	5	6	7	8	9	
364	3021-5015	Establishment of Carrer Women's Hostel Cum Training Centre at Nalitabari Upazilla.	1,093.34	191.00	190.89	99.94 %	20.00 %	935.07	90.00 %
			1,093.34	191.00	190.89	99.94 %	20.00 %	0.00	
			0.00	0.00	0.00	0.00 %		85.52 %	
			0.00	0.00	0.00	0.00 %		0.00 %	
1-Jul-12 to 30-Jun-17	Non-Donor Project		0.00	0.00	0.00	0.00 %			
			0.00	0.00	0.00	0.00 %	<b>Taka Release :</b>	191.00	
							<b>% of Allocation :</b>	100.00 %	
365	3021-5017	Construction of Hotel for Garments Warkers at Baro-Ashulia, Savar, Dhaka.	2,843.56	564.04	539.13	95.58 %	20.00 %	2,212.11	96.00 %
			267.37	55.00	30.09	54.71 %	19.00 %	2,128.50	
			2,576.19	509.04	509.04	100.00 %		77.79 %	
			0.00	0.00	0.00	0.00 %		82.62 %	
1-Apr-13 to 30-Jun-17	Non-Donor Project		0.00	0.00	0.00	0.00 %			
			0.00	0.00	0.00	0.00 %	<b>Taka Release :</b>	48.79	
							<b>% of Allocation :</b>	88.71 %	
366	3021-5016	Advancement and Promotion Women's Rights	2,090.00	308.00	250.00	81.17 %	11.96 %	983.91	47.07 %
			0.00	0.00	0.00	0.00 %	11.96 %	983.91	
			2,090.00	308.00	250.00	81.17 %		47.08 %	
			0.00	0.00	0.00	0.00 %		47.08 %	
1-Jan-13 to 31-Dec-16	UNFPA		0.00	0.00	0.00	0.00 %			
			0.00	0.00	0.00	0.00 %	<b>Taka Release :</b>	0.00	
							<b>% of Allocation :</b>	0.00 %	

## Project-wise Implementation Status of the project under Ministry of Women and Children Affairs

Reporting Period: July 2015 To June 2016

RADP:2015-16

(Taka in Lakh)

SI No.	Ministry/Division Name Agency Name Project Code and Name		Project Cost	Target and Progress			Cumulative Progress upto Reporting Period		
				Financial		Physical (% of Total Project) A) Target B) Progress	Fin. Total PA (% of Projects Cost)	Physical Progress in %	
				Allocation	Expenditure				
1	2	3	4	5	6	7	8	9	
367	3021-5026	Vocational Training for Women Worker in RMG Industries in Bangladesh.	269.50	120.50	79.54	66.01 %	18.00 %	228.54	86.86 %
			19.50	19.50	15.54	79.69 %	12.00 %	213.00	
			250.00	101.00	64.00	63.37 %		84.80 %	
								85.20 %	
1-Sep-13 to 31-Dec-15	GIZ		0.00	0.00	0.00	0.00 %			
				0.00	0.00	0.00 %			
							<b>Taka Release :</b>	19.50	
							<b>% of Allocation :</b>	100.00 %	
368	3021-5022	Establishment of a 50 bedded Diabetes, Endocrine and Metabolic Hospital for Women and Children, Uttara, Dhaka.	1,439.75	400.00	400.00	100.00 %	24.00 %	750.00	49.00 %
			1,439.75	400.00	400.00	100.00 %	24.00 %	0.00	
			0.00	0.00	0.00	0.00 %		52.09 %	
			0.00	0.00	0.00	0.00 %		0.00 %	
1-Jul-14 to 30-Jun-17	Non-Donor Project		0.00	0.00	0.00	0.00 %			
				0.00	0.00	0.00 %			
							<b>Taka Release :</b>	400.00	
							<b>% of Allocation :</b>	100.00 %	
369	3021-5039	Establishment of Vocational Training Centre and Hostel at Sonaimuri, Kaligong, Arahazar & Modhbaria Upazilla.	5,249.70	1,186.00	1,107.21	93.36 %	21.00 %	1,238.63	24.00 %
			5,249.70	1,186.00	1,107.21	93.36 %	21.00 %	0.00	
			0.00	0.00	0.00	0.00 %		23.59 %	
			0.00	0.00	0.00	0.00 %		0.00 %	
1-Jul-14 to 30-Jun-19	Non-Donor Project		0.00	0.00	0.00	0.00 %			
				0.00	0.00	0.00 %			
							<b>Taka Release :</b>	1,186.00	
							<b>% of Allocation :</b>	100.00 %	



## Project-wise Implementation Status of the project under Ministry of Women and Children Affairs

Reporting Period: July 2015 To June 2016

RADP:2015-16

(Taka in Lakh)

SI No.	Ministry/Division Name Agency Name Project Code and Name		Project Cost	Target and Progress			Cumulative Progress upto Reporting Period		
				Financial		Physical (% of Total Project) A) Target B) Progress	Fin. Total PA (% of Projects Cost)	Physical Progress in %	
				Allocation	Expenditure				
1	2	3	4	5	6	7	8	9	
370	3021-5034	Generation Breakthrough: A Multipronged Approach Building Health Relationship for Primary Prevention of Gender based Violence and Meeting SRHR Needs of Adolescence in Bangladesh.	789.49 0.00 789.49	188.00 0.00 188.00	154.30 0.00 154.30	82.07 % 0.00 % 82.07 %	23.00 % 23.00 %	407.44 154.30 51.61 % 19.54 %	52.00 %
1-Jul-13 to 31-Dec-16	UNFPA		0.00	0.00	0.00	0.00 %			
				0.00	0.00	0.00 %	<b>Taka Release :</b>	0.00	
							<b>% of Allocation :</b>	0.00 %	
371	3021-5041	Establishment of Nurses Hostel in National Heart Foundation of Bangladesh.	1,258.40 1,258.40 0.00 0.00	50.00 50.00 0.00 0.00	50.00 50.00 0.00 0.00	100.00 % 100.00 % 0.00 % 0.00 %	4.00 % 4.00 %	50.00 0.00 3.97 % 0.00 %	8.00 %
1-Jun-15 to 30-Jun-18	Non-Donor Project		0.00	0.00	0.00	0.00 %			
				0.00	0.00	0.00 %	<b>Taka Release :</b>	50.00	
							<b>% of Allocation :</b>	100.00 %	
<b>Executing Agency Total</b>			18,232.90 12,527.22 5,705.68 0.00	3,739.54 2,633.50 1,106.04 0.00	3,435.13 2,457.79 977.34 0.00	91.86 % 93.33 % 88.36 % 0.00 %	<b>Taka Release :</b>	2,624.29	
							<b>% of Allocation :</b>	99.65 %	

**Bangladesh Shishu Academy**

## Project-wise Implementation Status of the project under Ministry of Women and Children Affairs

Reporting Period: July 2015 To June 2016

RADP:2015-16

(Taka in Lakh)

SI No.	Ministry/Division Name Agency Name Project Code and Name		Project Cost	Target and Progress			Cumulative Progress upto Reporting Period		
				Financial		Physical (% of Total Project) A) Target B) Progress	Fin. Total PA (% of Projects Cost)	Physical Progress in %	
				Allocation	Expenditure				
Implementation Period	Development Partner	A) Total B) Taka C) PA D) RPA	A) Total B) Taka C) PA D) RPA E) CDVAT	A) Total B) Taka C) PA D) RPA E) CDVAT	% of Allocation				
1	2	3	4	5	6	7	8	9	
372	3005-7234	Construction of 6 Districts Section Complex Bhabn Of Bangladesh Sishu Academy.	7,317.97 7,317.97 0.00	2,114.00 2,114.00 0.00	1,398.97 1,398.97 0.00	66.18 % 66.18 % 0.00 %	19.12 % 19.12 % 0.00 %	6,594.89 0.00 90.12 % 0.00 %	90.12%
1-Jan-10 to 30-Jun-17	Non-Donor Project		0.00	0.00	0.00	0.00 %			
			0.00	0.00	0.00	0.00 %		Taka Release : 1,472.00 % of Allocation : 69.63 %	
373	3005-5550	Early Learning for Child Development (2nd phase).	4,196.79 346.79 3,850.00	1,695.00 80.00 1,615.00	1,691.18 76.18 1,615.00	99.77 % 95.23 % 100.00 %	41.00 % 41.00 % 94.94 %	3,779.08 3,655.09 90.05 % 94.94 %	91.00%
1-Jan-14 to 31-Dec-16	UNICEF		0.00	0.00	0.00	0.00 %			
			0.00	0.00	0.00	0.00 %		Taka Release : 78.00 % of Allocation : 97.50 %	
<b>Executing Agency Total</b>			11,514.76 7,664.76 3,850.00 0.00	3,809.00 2,194.00 1,615.00 0.00	3,090.15 1,475.15 1,615.00 0.00	81.13 % 67.24 % 100.00 % 0.00 %		Taka Release : 1,550.00 % of Allocation : 70.65 %	

**National Women Agency**

## Project-wise Implementation Status of the project under Ministry of Women and Children Affairs

Reporting Period: July 2015 To June 2016

RADP:2015-16

(Taka in Lakh)

SI No.	Ministry/Division Name Agency Name Project Code and Name		Project Cost	Target and Progress			Cumulative Progress upto Reporting Period		
				Financial		Physical (% of Total Project) A) Target B) Progress	Fin. Total PA (% of Projects Cost)	Physical Progress in %	
				Allocation	Expenditure				
Implementation Period	Development Partner	A) Total B) Taka C) PA D) RPA	A) Total B) Taka C) PA D) RPA E) CDVAT	A) Total B) Taka C) PA D) RPA E) CDVAT	% of Allocation				
1	2	3	4	5	6	7	8	9	
374	3005-7040	Urban Based Women Development Project.	1,880.00 1,880.00 0.00	198.00 198.00 0.00	179.48 179.48 0.00	90.65 % 90.65 % 0.00 %	10.50 % 9.50 % 0.00 %	1,703.78 0.00 90.63 % 0.00 %	91.00 %
1-Oct-08 to 30-Sep-15	Non-Donor Project		0.00	0.00	0.00	0.00 %			
				0.00	0.00	0.00 %		Taka Release : 198.00 % of Allocation : 100.00 %	
375	3005-7219	Promotion of Women Entrepreneurship for Economic Empowerment (Phase-3).	1,384.50 1,384.50 0.00	400.00 400.00 0.00	391.00 391.00 0.00	97.75 % 97.75 % 0.00 %	4.53 % 4.42 % 0.00 %	391.00 0.00 28.24 % 0.00 %	4.42 %
1-Jul-15 to 30-Jun-20	Non-Donor Project		0.00	0.00	0.00	0.00 %			
				0.00	0.00	0.00 %		Taka Release : 400.00 % of Allocation : 100.00 %	
376	3005-7050	Information APA : Empowerment of Women through Information Technology to Build up Digital Bangladesh.	1,321.70 1,321.70 0.00	230.00 230.00 0.00	220.62 220.62 0.00	95.92 % 95.92 % 0.00 %	17.40 % 16.65 % 0.00 %	1,312.32 0.00 99.29 % 0.00 %	100.00 %
1-Jul-11 to 31-Dec-15	Non-Donor Project		0.00	0.00	0.00	0.00 %			
				0.00	0.00	0.00 %		Taka Release : 230.00 % of Allocation : 100.00 %	

## Project-wise Implementation Status of the project under Ministry of Women and Children Affairs

Reporting Period: July 2015 To June 2016

RADP:2015-16

(Taka in Lakh)

SI No.	Ministry/Division Name Agency Name Project Code and Name		Project Cost	Target and Progress			Cumulative Progress upto Reporting Period		
				Financial		Physical (% of Total Project) A) Target B) Progress	Fin. Total PA (% of Projects Cost)	Physical Progress in %	
				Allocation	Expenditure				
Implementation Period	Development Partner	A) Total B) Taka C) PA D) RPA	A) Total B) Taka C) PA D) RPA E) CDVAT	A) Total B) Taka C) PA D) RPA E) CDVAT	% of Allocation				
1	2	3	4	5	6	7	8	9	
377	3005-5020	District based Women Computer Training Project (64 district).	5,253.51 5,253.51 0.00 0.00	1,268.00 1,268.00 0.00 0.00	1,264.38 1,264.38 0.00 0.00	99.71 % 99.71 % 0.00 % 0.00 %	24.14 % 24.14 % 44.35 % 0.00 %	2,329.94 0.00 44.35 % 0.00 %	44.35 %
1-Jul-13 to 30-Jun-18	Non-Donor Project		0.00	0.00	0.00	0.00 %			
				0.00	0.00	0.00 %			
							Taka Release : % of Allocation :	1,268.00 100.00 %	
<b>Executing Agency Total</b>			9,839.71 9,839.71 0.00 0.00	2,096.00 2,096.00 0.00 0.00	2,055.48 2,055.48 0.00 0.00	98.07 % 98.07 % 0.00 % 0.00 %			
							Taka Release : % of Allocation :	2,096.00 100.00 %	
<b>Ministry Total</b>			80,188.84 33,681.96 46,506.88 0.00	14,648.08 8,916.50 5,731.58 20.00	13,393.50 7,959.99 5,433.51 0.00	91.44 % 89.27 % 94.80 % 0.00 %			
							Taka Release : % of Allocation :	8,263.29 92.67 %	

## Project-wise Implementation Status of the project under Ministry of Labour and Employment

Reporting Period: July 2015 To June 2016

RADP:2015-16

(Taka in Lakh)

SI No.	Ministry/Division Name Agency Name Project Code and Name		Project Cost A) Total B) Taka C) PA D) RPA	Target and Progress			Cumulative Progress upto Reporting Period		
				Financial		Physical (% of Total Project) A) Target B) Progress	Fin. Total PA (% of Projects Cost)	Physical Progress in %	
	Allocation	Expenditure							
	Implementation Period	Development Partner		A) Total B) Taka C) PA D) RPA E) CDVAT	A) Total B) Taka C) PA D) RPA E) CDVAT	% of Allocation			
	1	2	3	4	5	6	7	8	9

## Ministry of Labour and Employment

## Ministry's Own

378	3101-5230	Nothern Areas Reduction of Poverty Initiative (NARI).	32,434.00 8,419.00 24,015.00 24,015.00	4,511.00 0.00 4,511.00 4,511.00	1,060.00 0.00 1,060.00 1,060.00	23.50 % 0.00 % 23.50 % 23.50 %	13.91 % 13.91 % 59.21 % 13.79 %	19,202.68 3,311.62 59.21 % 13.79 %	56.62%
	1-Jan-12 to 31-Dec-18	World Bank		0.00 0.00	0.00 0.00	0.00 % 0.00 %		Taka Release : % of Allocation :	0.00 0.00 %
379	3101-5012	Changing Gender Norms of Garment Employees Change.	520.00 0.00 520.00 0.00	160.00 0.00 160.00 0.00	160.00 0.00 160.00 0.00	100.00 % 0.00 % 100.00 % 0.00 %	15.00 % 15.00 % 53.68 % 53.68 %	279.12 279.12 53.68 % 53.68 %	38.00%
	1-Oct-14 to 31-Dec-16	UNFPA		0.00 0.00	0.00 0.00	0.00 % 0.00 %		Taka Release : % of Allocation :	0.00 0.00 %
380	3101-5013	Improving Working Conditions in the Ready-Made Garment Sector in Bangladesh	19,153.00 0.00 19,153.00 0.00	8,932.00 0.00 8,932.00 0.00	9,152.00 0.00 9,152.00 0.00	102.46 % 0.00 % 102.46 % 0.00 %	20.00 % 20.00 % 90.14 % 90.14 %	17,264.00 17,264.00 90.14 % 90.14 %	62.00%
	1-Jan-14 to 31-Mar-17	DFID, USAID, Netherlands		0.00 0.00	0.00 0.00	0.00 % 0.00 %		Taka Release : % of Allocation :	0.00 0.00 %

## Project-wise Implementation Status of the project under Ministry of Labour and Employment

Reporting Period: July 2015 To June 2016

RADP:2015-16

(Taka in Lakh)

SI No.	Ministry/Division Name Agency Name Project Code and Name		Project Cost	Target and Progress			Cumulative Progress upto Reporting Period		
				Allocation	Financial		Physical (% of Total Project) A) Target B) Progress	Fin. Total PA (% of Projects Cost)	Physical Progress in %
					A) Total B) Taka C) PA D) RPA E) CDVAT	A) Total B) Taka C) PA D) RPA E) CDVAT			
1	2	3	4	5	6	7	8	9	
381	3101-5014	Promoting Fundamental Rights at Work and Labour Relations in Export Oriented Industries in Bangladesh.	1,988.00 0.00 1,988.00	720.00 0.00 720.00	711.00 0.00 711.00	98.75 % 0.00 % 98.75 %	25.00 % 23.00 % 99.55 %	1,979.00 1,979.00 99.55 %	88.00 %
1-May-14 to 31-Aug-15	Netherlands		0.00	0.00	0.00	0.00 %			
				0.00	0.00	0.00 %	<b>Taka Release :</b> <b>% of Allocation :</b>	0.00 0.00 %	
382	3101-5001	Ensuring improvement of the Fire and General Building Safety in Bangladesh.	1,186.00 0.00 1,186.00	942.00 0.00 942.00	915.00 0.00 915.00	97.13 % 0.00 % 97.13 %	38.00 % 35.00 % 82.04 %	973.00 973.00 82.04 %	72.00 %
1-Jan-14 to 31-Dec-16	USDA		0.00	0.00	0.00	0.00 %			
				0.00	0.00	0.00 %	<b>Taka Release :</b> <b>% of Allocation :</b>	0.00 0.00 %	
383	3101-5002	Labor Law Compliance Improvement and Practice of Appropriate Labor Standards in the Shrimp Export Ector of Bangladesh.	810.00 0.00 810.00	402.00 0.00 402.00	382.00 0.00 382.00	95.02 % 0.00 % 95.02 %	32.00 % 32.00 % 47.16 %	382.00 382.00 47.16 %	90.00 %
1-Jan-14 to 30-Jun-16	USAID		0.00	0.00	0.00	0.00 %			
				0.00	0.00	0.00 %	<b>Taka Release :</b> <b>% of Allocation :</b>	0.00 0.00 %	

## Project-wise Implementation Status of the project under Ministry of Labour and Employment

Reporting Period: July 2015 To June 2016

RADP:2015-16

(Taka in Lakh)

SI No.	Ministry/Division Name Agency Name Project Code and Name		Project Cost	Target and Progress			Cumulative Progress upto Reporting Period	
				Financial		Physical (% of Total Project) A) Target B) Progress	Fin. Total PA (% of Projects Cost)	Physical Progress in %
				Allocation	Expenditure			
Implementation Period	Development Partner	A) Total B) Taka C) PA D) RPA	A) Total B) Taka C) PA D) RPA E) CDVAT	A) Total B) Taka C) PA D) RPA E) CDVAT	% of Allocation			
1	2	3	4	5	6	7	8	9

<b>Executing Agency Total</b>	56,091.00	15,667.00	12,380.00	79.02 %	<b>Taka Release :</b>	0.00
	8,419.00	0.00	0.00	0.00 %	<b>% of Allocation :</b>	0.00 %
	47,672.00	15,667.00	12,380.00	79.02 %		
	24,015.00	4,511.00	1,060.00	23.50 %		
		0.00	0.00	0.00 %		

**Directorate of Labour**

384	3141-5010 Reconstruction and Modernization of 3 Industrial Relations Institutes and 22 Labour Welfare Centres Project.	1,098.00	127.00	116.63	91.83 %	35.00 %	1,080.51	88.00 %
		1,098.00	127.00	116.63	91.83 %	35.00 %	0.00	
		0.00	0.00	0.00	0.00 %		98.41 %	
		0.00	0.00	0.00	0.00 %		0.00 %	
1-Jul-11 to 31-Dec-16	Non-Donor Project	0.00	0.00	0.00	0.00 %			
			0.00	0.00	0.00 %	<b>Taka Release :</b>	116.63	
						<b>% of Allocation :</b>	91.83 %	
385	3141-5012 Construction of Sromo Bhaban.	6,306.00	700.00	670.00	95.71 %	15.00 %	672.85	25.00 %
		6,306.00	700.00	670.00	95.71 %	15.00 %	0.00	
		0.00	0.00	0.00	0.00 %		10.67 %	
		0.00	0.00	0.00	0.00 %		0.00 %	
1-Oct-14 to 31-Dec-17	Non-Donor Project	0.00	0.00	0.00	0.00 %			
			0.00	0.00	0.00 %	<b>Taka Release :</b>	670.00	
						<b>% of Allocation :</b>	95.71 %	

## Project-wise Implementation Status of the project under Ministry of Labour and Employment

Reporting Period: July 2015 To June 2016

RADP:2015-16

(Taka in Lakh)

SI No.	Ministry/Division Name Agency Name Project Code and Name		Project Cost	Target and Progress			Cumulative Progress upto Reporting Period		
				Allocation	Financial		Physical (% of Total Project) A) Target B) Progress	Fin. Total PA (% of Projects Cost)	Physical Progress in %
					Expenditure				
Implementation Period	Development Partner	A) Total B) Taka C) PA D) RPA	A) Total B) Taka C) PA D) RPA E) CDVAT	A) Total B) Taka C) PA D) RPA E) CDVAT	% of Allocation				
1	2	3	4	5	6	7	8	9	

<b>Executing Agency Total</b>	7,404.00	827.00	786.63	95.12 %	<b>Taka Release :</b>	786.63
	7,404.00	827.00	786.63	95.12 %	<b>% of Allocation :</b>	95.12 %
	0.00	0.00	0.00	0.00 %		
	0.00	0.00	0.00	0.00 %		

**Inspector of Factories**

386	3143-5010 Modernization & Strengthening of Factories & Institutions Inspection Directorate and Establishment of 9 district offices.	7,250.00	2,100.00	1,083.47	51.59 %	20.00 %	2,525.27	45.00 %
		7,250.00	2,100.00	1,083.47	51.59 %	13.00 %	0.00	
		0.00	0.00	0.00	0.00 %		34.83 %	
		0.00	0.00	0.00	0.00 %		0.00 %	
1-Jul-11 to 31-Dec-16	Non-Donor Project	0.00	0.00	0.00	0.00 %			
			0.00	0.00	0.00 %		<b>Taka Release :</b>	2,100.00
							<b>% of Allocation :</b>	100.00 %

<b>Executing Agency Total</b>	7,250.00	2,100.00	1,083.47	51.59 %	<b>Taka Release :</b>	2,100.00
	7,250.00	2,100.00	1,083.47	51.59 %	<b>% of Allocation :</b>	100.00 %
	0.00	0.00	0.00	0.00 %		
	0.00	0.00	0.00	0.00 %		



## Project-wise Implementation Status of the project under Ministry of Labour and Employment

Reporting Period: July 2015 To June 2016

RADP:2015-16

(Taka in Lakh)

SI No.	Ministry/Division Name Agency Name Project Code and Name		Project Cost	Target and Progress			Cumulative Progress upto Reporting Period		
				Financial		Physical (% of Total Project) A) Target B) Progress	Fin. Total PA (% of Projects Cost)	Physical Progress in %	
	Allocation	Expenditure							
	Implementation Period	Development Partner	A) Total B) Taka C) PA D) RPA	A) Total B) Taka C) PA D) RPA E) CDVAT	A) Total B) Taka C) PA D) RPA E) CDVAT	% of Allocation			
	1	2	3	4	5	6	7	8	9
<b>Ministry Total</b>			70,745.00	18,594.00	14,250.10	76.64 %	<b>Taka Release :</b> 2,886.63		
			23,073.00	2,927.00	1,870.10	63.89 %	<b>% of Allocation :</b> 98.62 %		
			47,672.00	15,667.00	12,380.00	79.02 %			
			24,015.00	4,511.00	1,060.00	23.50 %			
				0.00	0.00	0.00 %			

## Project-wise Implementation Status of the project under Ministry of Housing and Public Works

Reporting Period: July 2015 To June 2016

RADP:2015-16

(Taka in Lakh)

SI No.	Ministry/Division Name Agency Name Project Code and Name		Project Cost	Target and Progress			Cumulative Progress upto Reporting Period	
				Financial		Physical (% of Total Project) A) Target B) Progress	Fin. Total PA (% of Projects Cost)	Physical Progress in %
				Allocation	Expenditure			
Implementation Period	Development Partner	A) Total B) Taka C) PA D) RPA	A) Total B) Taka C) PA D) RPA E) CDVAT	A) Total B) Taka C) PA D) RPA E) CDVAT	% of Allocation			
1	2	3	4	5	6	7	8	9

## Ministry of Housing and Public Works

## Department of Urban Development

387	3235-5013	Preparation of Development Plan for Benapole-Jessore Highway Corridore.	218.54	114.00	69.86	61.28 %	44.00 %	174.09	90.00 %
			218.54	114.00	69.86	61.28 %	25.00 %	0.00	
			0.00	0.00	0.00	0.00 %		79.66 %	
			0.00	0.00	0.00	0.00 %		0.00 %	

1-Jul-13 to 30-Jun-16

Non-Donor Project

0.00

0.00

0.00

0.00 %

Taka Release :	71.25
% of Allocation :	62.50 %

388 3235-5015 Preparation of Development Plan for Fourteen Upazillas.

2,054.44

453.01

449.71

99.27 %

28.00 %

805.02

45.00 %

2,054.44

453.01

449.71

99.27 %

17.50 %

0.00

0.00

0.00

0.00

0.00 %

0.00 %

39.18 %

0.00

0.00

0.00

0.00 %

0.00 %

0.00 %

1-Jul-13 to 30-Jun-18

Non-Donor Project

0.00

0.00

0.00

0.00 %

Taka Release :	452.00
% of Allocation :	99.78 %

## Executing Agency Total

2,272.98

567.01

519.57

91.63 %

Taka Release :	523.25
% of Allocation :	92.28 %

2,272.98

567.01

519.57

91.63 %

0.00

0.00

0.00

0.00 %

0.00

0.00

0.00

0.00 %

## Public Works Department

## Project-wise Implementation Status of the project under Ministry of Housing and Public Works

Reporting Period: July 2015 To June 2016

RADP:2015-16

(Taka in Lakh)

SI No.	Ministry/Division Name Agency Name Project Code and Name		Project Cost	Target and Progress			Cumulative Progress upto Reporting Period		
				Financial		Physical (% of Total Project) A) Target B) Progress	Fin. Total PA (% of Projects Cost)	Physical Progress in %	
				Allocation	Expenditure				
Implementation Period	Development Partner	A) Total B) Taka C) PA D) RPA	A) Total B) Taka C) PA D) RPA E) CDVAT	A) Total B) Taka C) PA D) RPA E) CDVAT	% of Allocation	A) Target B) Progress	Fin. Total PA (% of Projects Cost)	Physical Progress in %	
1	2	3	4	5	6	7	8	9	
389	3251-5040	Construction of 448 Flats for Govt. Employees of Bangladesh National Parliament Secretariate (inclusive of 24 Nos. Earmarked for PWD) at Sher-e-Bangla Nagar, Dhaka,	21,847.14 21,847.14 0.00	5,950.00 5,950.00 0.00	5,950.00 5,950.00 0.00	100.00 % 100.00 % 0.00 %	22.00 % 22.00 % 0.00 %	17,653.06 0.00 80.80 % 0.00 %	88.00 %
1-Jul-11 to 31-Dec-16	Non-Donor Project		0.00	0.00	0.00	0.00 %			
				0.00	0.00	0.00 %	<b>Taka Release :</b> <b>% of Allocation :</b>	5,950.00 100.00 %	
390	3251-5050	Construction of High Rise Residential Building the Hon'ble Justices of Supreme Court.	17,383.48 17,383.48 0.00	5,000.00 5,000.00 0.00	5,000.00 5,000.00 0.00	100.00 % 100.00 % 0.00 %	30.00 % 30.00 % 0.00 %	12,417.50 0.00 71.43 % 0.00 %	84.00 %
1-Jan-12 to 31-Dec-16	Non-Donor Project		0.00	0.00	0.00	0.00 %			
				0.00	0.00	0.00 %	<b>Taka Release :</b> <b>% of Allocation :</b>	5,000.00 100.00 %	
391	3251-5015	Construction of multistoried residential building at Azimpur Govt. colony, Dhaka.	24,875.93 24,875.93 0.00	3,500.00 3,500.00 0.00	3,500.00 3,500.00 0.00	100.00 % 100.00 % 0.00 %	15.00 % 15.00 % 0.00 %	3,500.00 0.00 14.07 % 0.00 %	15.00 %
1-Jul-14 to 30-Jun-18	Non-Donor Project		0.00	0.00	0.00	0.00 %			
				0.00	0.00	0.00 %	<b>Taka Release :</b> <b>% of Allocation :</b>	3,500.00 100.00 %	

## Project-wise Implementation Status of the project under Ministry of Housing and Public Works

Reporting Period: July 2015 To June 2016

RADP:2015-16

(Taka in Lakh)

SI No.	Ministry/Division Name Agency Name Project Code and Name		Project Cost	Target and Progress			Cumulative Progress upto Reporting Period		
				Financial		Physical (% of Total Project) A) Target B) Progress	Fin. Total PA (% of Projects Cost)	Physical Progress in %	
				Allocation	Expenditure				
Implementation Period	Development Partner	A) Total B) Taka C) PA D) RPA	A) Total B) Taka C) PA D) RPA E) CDVAT	A) Total B) Taka C) PA D) RPA E) CDVAT	% of Allocation				
1	2	3	4	5	6	7	8	9	
392	3251-5016	Construction of multistoried residential building at Motijheel Govt. Colony.	20,618.87 20,618.87 0.00	2,500.00 2,500.00 0.00	2,479.00 2,479.00 0.00	99.16 % 99.16 % 0.00 %	15.00 % 15.00 % 12.02 % 0.00 %	2,479.00 0.00 12.02 % 0.00 %	15.00 %
1-Jul-14	to 30-Jun-18	Non-Donor Project	0.00	0.00	0.00	0.00 %			
				0.00	0.00	0.00 %	<b>Taka Release :</b> <b>% of Allocation :</b>	2,500.00 100.00 %	
393	3251-5001	Construction of Residential Flats for the 1064 Government Officers / Employees at section 6, Mirpur Dhaka,	85,239.00 85,239.00 0.00	350.00 350.00 0.00	350.00 350.00 0.00	100.00 % 100.00 % 0.00 %	0.50 % 0.50 % 0.00 %	350.00 0.00 0.41 % 0.00 %	0.50 %
1-Jul-15	to 30-Jun-19	Non-Donor Project	0.00	0.00	0.00	0.00 %			
				0.00	0.00	0.00 %	<b>Taka Release :</b> <b>% of Allocation :</b>	350.00 100.00 %	
394	3251-5002	Construction of Residential Flats for the 608 Government Officers / Employees at Pikepara, Mirpur Dhaka,	45,862.00 45,862.00 0.00	125.00 125.00 0.00	125.00 125.00 0.00	100.00 % 100.00 % 0.00 %	0.30 % 0.30 % 0.00 %	125.00 0.00 0.27 % 0.00 %	0.30 %
1-Jul-15	to 30-Jun-19	Non-Donor Project	0.00	0.00	0.00	0.00 %			
				0.00	0.00	0.00 %	<b>Taka Release :</b> <b>% of Allocation :</b>	125.00 100.00 %	

## Project-wise Implementation Status of the project under Ministry of Housing and Public Works

Reporting Period: July 2015 To June 2016

RADP:2015-16

(Taka in Lakh)

SI No.	Ministry/Division Name Agency Name Project Code and Name		Project Cost	Target and Progress			Cumulative Progress upto Reporting Period		
				Financial		Physical (% of Total Project) A) Target B) Progress	Fin. Total PA (% of Projects Cost)	Physical Progress in %	
				Allocation	Expenditure				
Implementation Period	Development Partner	A) Total B) Taka C) PA D) RPA	A) Total B) Taka C) PA D) RPA E) CDVAT	A) Total B) Taka C) PA D) RPA E) CDVAT	% of Allocation				
1	2	3	4	5	6	7	8	9	
395	3251-5003	Development. of Public works, electrical and Instrumental systems of the National Assembly building,	10,352.00 10,352.00 0.00	800.00 800.00 0.00	800.00 800.00 0.00	100.00 % 100.00 % 0.00 %	8.00 % 8.00 % 0.00 %	800.00 0.00 7.73 % 0.00 %	8.00 %
1-Jul-15 to 31-Dec-16	Non-Donor Project		0.00	0.00	0.00	0.00 %			
			0.00	0.00	0.00	0.00 %	<b>Taka Release :</b>	800.00	
				0.00	0.00	0.00 %	<b>% of Allocation :</b>	100.00 %	
396	3251-5004	President abhyantatare President's Residence purbadike swimming pool adjacent to the established block.	1,250.00 1,250.00 0.00	5.00 5.00 0.00	5.00 5.00 0.00	100.00 % 100.00 % 0.00 %	0.00 % 0.00 % 0.00 %	5.00 0.00 0.40 % 0.00 %	0.00 %
1-Dec-15 to 30-Jun-17	Non-Donor Project		0.00	0.00	0.00	0.00 %			
			0.00	0.00	0.00	0.00 %	<b>Taka Release :</b>	5.00	
				0.00	0.00	0.00 %	<b>% of Allocation :</b>	100.00 %	
397	3251-5005	Construction of residence for honorable Ministers at Bailey Road in Dhaka (Ministers apartment 3)	4,775.00 4,775.00 0.00	10.00 10.00 0.00	5.00 5.00 0.00	50.00 % 50.00 % 0.00 %	0.00 % 0.00 % 0.00 %	5.00 0.00 0.10 % 0.00 %	0.00 %
1-Jul-15 to 30-Jun-18	Non-Donor Project		0.00	0.00	0.00	0.00 %			
			0.00	0.00	0.00	0.00 %	<b>Taka Release :</b>	10.00	
				0.00	0.00	0.00 %	<b>% of Allocation :</b>	100.00 %	

## Project-wise Implementation Status of the project under Ministry of Housing and Public Works

Reporting Period: July 2015 To June 2016

RADP:2015-16

(Taka in Lakh)

SI No.	Ministry/Division Name Agency Name Project Code and Name		Project Cost	Target and Progress			Cumulative Progress upto Reporting Period		
				Financial		Physical (% of Total Project) A) Target B) Progress	Fin. Total PA (% of Projects Cost)	Physical Progress in %	
				Allocation	Expenditure				
Implementation Period	Development Partner	A) Total B) Taka C) PA D) RPA	A) Total B) Taka C) PA D) RPA E) CDVAT	A) Total B) Taka C) PA D) RPA E) CDVAT	% of Allocation				
1	2	3	4	5	6	7	8	9	
398	3251-5008	Construction of residential flats at Eskatonin Dhaka for Senior Secretary, Secretary and officials of Grade -1.	27,396.00 27,396.00 0.00	10.00 10.00 0.00	5.00 5.00 0.00	50.00 % 50.00 % 0.00 %	0.00 % 0.00 % 0.02 % 0.00 %	5.00 0.00 0.02 % 0.00 %	0.00 %
1-Jan-16 to 30-Jun-18	Non-Donor Project		0.00	0.00	0.00	0.00 %			
				0.00	0.00	0.00 %	Taka Release : % of Allocation :	10.00 100.00 %	
399	3251-5006	Construction of multi-storied buildings for public office in Madaripur.	5,981.00 5,981.00 0.00	9.00 9.00 0.00	0.00 0.00 0.00	0.00 % 0.00 % 0.00 %	0.00 % 0.00 % 0.00 %	0.00 0.00 0.00 % 0.00 %	0.00 %
1-Jan-16 to 31-Dec-17	Non-Donor Project		0.00	0.00	0.00	0.00 %			
				0.00	0.00	0.00 %	Taka Release : % of Allocation :	0.00 0.00 %	
400	3251-5007	Construction of 288 Residential flats for the officers / Employees of the Department of Public Works at section 6 , Mirpur, Dhaka,	12,014.00 12,014.00 0.00	10.00 10.00 0.00	10.00 10.00 0.00	100.00 % 100.00 % 0.00 %	0.00 % 0.00 % 0.00 %	10.00 0.00 0.08 % 0.00 %	0.00 %
1-Jan-16 to 30-Jun-19	Non-Donor Project		0.00	0.00	0.00	0.00 %			
				0.00	0.00	0.00 %	Taka Release : % of Allocation :	10.00 100.00 %	

## Project-wise Implementation Status of the project under Ministry of Housing and Public Works

Reporting Period: July 2015 To June 2016

RADP:2015-16

(Taka in Lakh)

SI No.	Ministry/Division Name Agency Name Project Code and Name		Project Cost	Target and Progress			Cumulative Progress upto Reporting Period		
				Financial		Physical (% of Total Project) A) Target B) Progress	Fin. Total PA (% of Projects Cost)	Physical Progress in %	
				Allocation	Expenditure				
1	2	3	4	5	6	7	8	9	
401	3251-5009	Construction of 456 flats for the Government Officials / Employees at Malibagh, Dhaka .	19,469.00	10.00	10.00	100.00 %	0.00 %	10.00	0.00 %
			19,469.00	10.00	10.00	100.00 %	0.00 %	0.00	0.00 %
			0.00	0.00	0.00	0.00 %	0.00 %	0.05 %	0.00 %
			0.00	0.00	0.00	0.00 %	0.00 %	0.00 %	0.00 %
1-Jan-16 to 30-Jun-19	Non-Donor Project		0.00	0.00	0.00	0.00 %			
				0.00	0.00	0.00 %	<b>Taka Release :</b>	10.00	
						0.00 %	<b>% of Allocation :</b>	100.00 %	
402	3251-5013	Building Protection Projects in the Town	57,172.00	128.00	126.50	98.83 %	1.00 %	126.50	1.00 %
			57,172.00	128.00	126.50	98.83 %	1.00 %	0.00	0.00 %
			0.00	0.00	0.00	0.00 %	0.00 %	0.22 %	0.00 %
			0.00	0.00	0.00	0.00 %	0.00 %	0.00 %	0.00 %
1-Jan-16 to 30-Jun-23	JICA		0.00	0.00	0.00	0.00 %			
				0.00	0.00	0.00 %	<b>Taka Release :</b>	128.00	
						0.00 %	<b>% of Allocation :</b>	100.00 %	
403	3251-5111	Establishment of A Garden located in Chittagong jambari gardens with Modern Facilities	1,975.00	10.00	10.00	100.00 %	0.50 %	10.00	0.50 %
			1,975.00	10.00	10.00	100.00 %	0.50 %	0.00	0.00 %
			0.00	0.00	0.00	0.00 %	0.00 %	0.51 %	0.00 %
			0.00	0.00	0.00	0.00 %	0.00 %	0.00 %	0.00 %
1-Jan-16 to 31-Dec-17	Non-Donor Project		0.00	0.00	0.00	0.00 %			
				0.00	0.00	0.00 %	<b>Taka Release :</b>	10.00	
						0.00 %	<b>% of Allocation :</b>	100.00 %	

## Project-wise Implementation Status of the project under Ministry of Housing and Public Works

Reporting Period: July 2015 To June 2016

RADP:2015-16

(Taka in Lakh)

SI No.	Ministry/Division Name Agency Name Project Code and Name		Project Cost	Target and Progress			Cumulative Progress upto Reporting Period		
				Financial		Physical (% of Total Project) A) Target B) Progress	Fin. Total PA (% of Projects Cost)	Physical Progress in %	
	Allocation	Expenditure							
	Implementation Period	Development Partner	A) Total B) Taka C) PA D) RPA	A) Total B) Taka C) PA D) RPA E) CDVAT	A) Total B) Taka C) PA D) RPA E) CDVAT	% of Allocation			
	1	2	3	4	5	6	7	8	9

<b>Executing Agency Total</b>	356,210.42	18,417.00	18,375.50	99.77 %	<b>Taka Release :</b>	18,408.00
	356,210.42	18,417.00	18,375.50	99.77 %	<b>% of Allocation :</b>	<b>99.95 %</b>
	0.00	0.00	0.00	0.00 %		
	0.00	0.00	0.00	0.00 %		

**Chittagong Development Authority**

404	3205-7260	Construction of Flyover in Muradpur, 2 no. Gate and GEC Junction.	46,229.59	20,462.00	20,462.00	100.00 %	40.00 %	23,092.00	51.00 %
			46,229.59	20,462.00	20,462.00	100.00 %	39.00 %	0.00	
			0.00	0.00	0.00	0.00 %		49.95 %	
			0.00	0.00	0.00	0.00 %		0.00 %	
1-Jul-10	to 30-Jun-17	Non-Donor Project							
			0.00	0.00	0.00	0.00 %			
								<b>Taka Release :</b>	20,462.00
								<b>% of Allocation :</b>	100.00 %
405	3205-9991	Chittagong City Outer Ring Road (from Patenga to Sagorica ).	141,387.00	21,200.00	21,200.00	100.00 %	20.00 %	85,700.21	61.00 %
			69,829.00	10,000.00	10,000.00	100.00 %	16.00 %	25,339.00	
			71,558.00	11,200.00	11,200.00	100.00 %		60.61 %	
			500.00	1,200.00	1,200.00	100.00 %		35.41 %	
1-Jan-11	to 30-Jun-17	JICA							
				0.00	0.00	0.00 %		<b>Taka Release :</b>	10,000.00
								<b>% of Allocation :</b>	100.00 %



## Project-wise Implementation Status of the project under Ministry of Housing and Public Works

Reporting Period: July 2015 To June 2016

RADP:2015-16

(Taka in Lakh)

SI No.	Ministry/Division Name Agency Name Project Code and Name		Project Cost	Target and Progress			Cumulative Progress upto Reporting Period		
				Financial		Physical (% of Total Project) A) Target B) Progress	Fin. Total PA (% of Projects Cost)	Physical Progress in %	
				Allocation	Expenditure				
Implementation Period	Development Partner	A) Total B) Taka C) PA D) RPA	A) Total B) Taka C) PA D) RPA E) CDVAT	A) Total B) Taka C) PA D) RPA E) CDVAT	% of Allocation				
1	2	3	4	5	6	7	8	9	
406	3205-0053	Extension & Renovation of CDA Bipani Bitan .	3,064.30 3,064.30 0.00 0.00	400.00 400.00 0.00 0.00	390.00 390.00 0.00 0.00	97.50 % 97.50 % 0.00 % 0.00 %	20.00 % 15.00 % 0.00 % 0.00 %	967.82 0.00 31.58 % 0.00 %	60.00 %
1-Jan-09 to 30-Jun-18	Non-Donor Project		0.00	0.00	0.00	0.00 %			
				0.00	0.00	0.00 %		Taka Release : 390.00 % of Allocation : 97.50 %	
407	3205-0047	Development of Anannaya Residential Area at Kulgaon.	39,767.00 39,767.00 0.00 0.00	1,400.00 1,400.00 0.00 0.00	1,400.00 1,400.00 0.00 0.00	100.00 % 100.00 % 0.00 % 0.00 %	5.00 % 4.00 % 0.00 % 0.00 %	35,935.27 0.00 90.36 % 0.00 %	99.00 %
1-Jul-05 to 31-Dec-16	Non-Donor Project		0.00	0.00	0.00	0.00 %			
				0.00	0.00	0.00 %		Taka Release : 1,400.00 % of Allocation : 100.00 %	
408	3205-0049	Construction of Kitchen Market & Apartment Complex at Kazirdewri.	4,432.00 4,432.00 0.00 0.00	1,000.00 1,000.00 0.00 0.00	1,197.00 1,197.00 0.00 0.00	119.70 % 119.70 % 0.00 % 0.00 %	27.00 % 27.00 % 0.00 % 0.00 %	3,505.13 0.00 79.09 % 0.00 %	74.00 %
1-Jan-08 to 31-Dec-16	Non-Donor Project		0.00	0.00	0.00	0.00 %			
				0.00	0.00	0.00 %		Taka Release : 1,197.00 % of Allocation : 119.70 %	

## Project-wise Implementation Status of the project under Ministry of Housing and Public Works

Reporting Period: July 2015 To June 2016

RADP:2015-16

(Taka in Lakh)

SI No.	Ministry/Division Name Agency Name Project Code and Name		Project Cost	Target and Progress			Cumulative Progress upto Reporting Period		
				Financial		Physical (% of Total Project) A) Target B) Progress	Fin. Total PA (% of Projects Cost)	Physical Progress in %	
				Allocation	Expenditure				
Implementation Period	Development Partner	A) Total B) Taka C) PA D) RPA	A) Total B) Taka C) PA D) RPA E) CDVAT	A) Total B) Taka C) PA D) RPA E) CDVAT	% of Allocation				
1	2	3	4	5	6	7	8	9	
409	3205-0050	Construction of Dormitory for working women and commercial building at Saltgola (for Women garment labors involved in CEPZ).	9,207.10 9,207.10 0.00	700.00 700.00 0.00	709.32 709.32 0.00	101.33 % 101.33 % 0.00 %	17.00 % 17.00 % 0.00 %	2,913.70 0.00 31.65 % 0.00 %	60.00 %
1-Jan-09 to 30-Jun-18	Non-Donor Project		0.00	0.00	0.00	0.00 %			
				0.00	0.00	0.00 %	<b>Taka Release :</b> <b>% of Allocation :</b>	709.32 101.33 %	
410	3205-0076	Construction of CDA Squire at Nasirabad, Chittagong.	15,319.43 15,319.43 0.00	300.00 300.00 0.00	300.00 300.00 0.00	100.00 % 100.00 % 0.00 %	20.00 % 17.00 % 0.00 %	524.15 0.00 3.42 % 0.00 %	22.00 %
1-Nov-11 to 30-Jun-19	Non-Donor Project		0.00	0.00	0.00	0.00 %			
				0.00	0.00	0.00 %	<b>Taka Release :</b> <b>% of Allocation :</b>	300.00 100.00 %	
411	3205-5015	Expansion and Development of DC Road.	2,312.48 2,312.48 0.00	244.00 244.00 0.00	244.00 244.00 0.00	100.00 % 100.00 % 0.00 %	10.00 % 8.00 % 0.00 %	1,369.00 0.00 59.20 % 0.00 %	88.00 %
1-Jul-13 to 30-Jun-16	Non-Donor Project		0.00	0.00	0.00	0.00 %			
				0.00	0.00	0.00 %	<b>Taka Release :</b> <b>% of Allocation :</b>	244.00 100.00 %	

## Project-wise Implementation Status of the project under Ministry of Housing and Public Works

Reporting Period: July 2015 To June 2016

RADP:2015-16

(Taka in Lakh)

SI No.	Ministry/Division Name Agency Name Project Code and Name		Project Cost	Target and Progress			Cumulative Progress upto Reporting Period		
				Financial		Physical (% of Total Project) A) Target B) Progress	Fin. Total PA (% of Projects Cost)	Physical Progress in %	
				Allocation	Expenditure				
Implementation Period	Development Partner	A) Total B) Taka C) PA D) RPA	A) Total B) Taka C) PA D) RPA E) CDVAT	A) Total B) Taka C) PA D) RPA E) CDVAT	% of Allocation				
1	2	3	4	5	6	7	8	9	
412	3205-5018	Construction of Link Road from Dhaka Trunk Road to Baizid Bostami Road including Loop Road at the outer periphery of Asian University for Women (AUW) at Chittagong.	17,249.32 17,249.32 0.00	5,000.00 5,000.00 0.00	5,000.00 5,000.00 0.00	100.00 % 100.00 % 0.00 %	45.00 % 45.00 % 0.00 %	5,810.00 0.00 33.68 % 0.00 %	60.00 %
1-Oct-13 to 31-Dec-17	Non-Donor Project		0.00	0.00	0.00	0.00 %			
				0.00	0.00	0.00 %	<b>Taka Release :</b> <b>% of Allocation :</b>	5,000.00 100.00 %	
413	3205-0089	Construction of 10-Storeyed Apartment Complex at Dewanhat, Chittagong.	2,602.08 2,602.08 0.00	100.00 100.00 0.00	100.00 100.00 0.00	100.00 % 100.00 % 0.00 %	12.00 % 12.00 % 0.00 %	255.13 0.00 9.80 % 0.00 %	17.00 %
1-Nov-13 to 30-Jun-18	Non-Donor Project		0.00	0.00	0.00	0.00 %			
				0.00	0.00	0.00 %	<b>Taka Release :</b> <b>% of Allocation :</b>	100.00 100.00 %	
414	3205-0090	Development of Sisimpur Residential Area Extension (east) at Sisimpur, Chittagong.	3,599.00 3,599.00 0.00	200.00 200.00 0.00	200.00 200.00 0.00	100.00 % 100.00 % 0.00 %	13.00 % 13.00 % 0.00 %	519.63 0.00 14.44 % 0.00 %	63.00 %
1-Sep-13 to 30-Jun-17	Non-Donor Project		0.00	0.00	0.00	0.00 %			
				0.00	0.00	0.00 %	<b>Taka Release :</b> <b>% of Allocation :</b>	200.00 100.00 %	

## Project-wise Implementation Status of the project under Ministry of Housing and Public Works

Reporting Period: July 2015 To June 2016

RADP:2015-16

(Taka in Lakh)

SI No.	Ministry/Division Name Agency Name Project Code and Name		Project Cost	Target and Progress			Cumulative Progress upto Reporting Period	
				Financial		Physical (% of Total Project) A) Target B) Progress	Fin. Total PA (% of Projects Cost)	Physical Progress in %
				Allocation	Expenditure			
Implementation Period	Development Partner	A) Total B) Taka C) PA D) RPA	A) Total B) Taka C) PA D) RPA E) CDVAT	A) Total B) Taka C) PA D) RPA E) CDVAT	% of Allocation			
1	2	3	4	5	6	7	8	9

<b>Executing Agency Total</b>	285,169.30	51,006.00	51,202.32	100.38 %	<b>Taka Release :</b> 40,002.32 <b>% of Allocation :</b> 100.49 %
	213,611.30	39,806.00	40,002.32	100.49 %	
	71,558.00	11,200.00	11,200.00	100.00 %	
	500.00	1,200.00	1,200.00	100.00 %	
		0.00	0.00	0.00 %	

**Khulna Development Authority**

415	3205-0054	Construction of Commercial Complex at Nirala Residential Area, Khulna.	1,006.00	1.00	0.00	0.00 %	0.00 %	83.22	10.00 %
			1,006.00	1.00	0.00	0.00 %	0.00 %	0.00	
			0.00	0.00	0.00	0.00 %		8.27 %	
			0.00	0.00	0.00	0.00 %		0.00 %	
1-Jul-10	to 30-Jun-18	Non-Donor Project	0.00	0.00	0.00	0.00 %			
				0.00	0.00	0.00 %	<b>Taka Release :</b> 0.00 <b>% of Allocation :</b> 0.00 %		
416	3205-0057	Development of Ahsanabad Residential Area.	23,482.11	10.00	3.15	31.50 %	30.00 %	18,683.47	29.00 %
			23,482.11	10.00	3.15	31.50 %	4.00 %	0.00	
			0.00	0.00	0.00	0.00 %		79.56 %	
			0.00	0.00	0.00	0.00 %		0.00 %	
1-Jul-10	to 30-Jun-17	Non-Donor Project	0.00	0.00	0.00	0.00 %			
				0.00	0.00	0.00 %	<b>Taka Release :</b> 3.15 <b>% of Allocation :</b> 31.50 %		

## Project-wise Implementation Status of the project under Ministry of Housing and Public Works

Reporting Period: July 2015 To June 2016

RADP:2015-16

(Taka in Lakh)

SI No.	Ministry/Division Name Agency Name Project Code and Name		Project Cost	Target and Progress			Cumulative Progress upto Reporting Period		
				Financial		Physical (% of Total Project) A) Target B) Progress	Fin. Total PA (% of Projects Cost)	Physical Progress in %	
				Allocation	Expenditure				
Implementation Period	Development Partner	A) Total B) Taka C) PA D) RPA	A) Total B) Taka C) PA D) RPA E) CDVAT	A) Total B) Taka C) PA D) RPA E) CDVAT	% of Allocation				
1	2	3	4	5	6	7	8	9	
417	3205-0058	Construction of KDA Rest House Project.	401.57 401.57 0.00 0.00	18.00 18.00 0.00 0.00	14.74 14.74 0.00 0.00	81.89 % 81.89 % 0.00 % 0.00 %	10.00 % 7.00 %	26.87 0.00 6.69 % 0.00 %	19.00 %
1-Jan-13 to 30-Jun-18	Non-Donor Project		0.00	0.00	0.00	0.00 %			
							Taka Release : % of Allocation :	0.00 0.00 %	
418	3205-0060	Construction of Digital Archives and Management Software.	539.47 539.47 0.00 0.00	78.00 78.00 0.00 0.00	57.36 57.36 0.00 0.00	73.54 % 73.54 % 0.00 % 0.00 %	25.00 % 25.00 %	324.50 0.00 60.15 % 0.00 %	100.00 %
1-Jul-12 to 30-Jun-16	Non-Donor Project		0.00	0.00	0.00	0.00 %			
							Taka Release : % of Allocation :	0.00 0.00 %	
419	3205-9860	Widening and Improvement of Khulna Shipyard Road.	9,890.48 9,890.48 0.00 0.00	1,700.00 1,700.00 0.00 0.00	1,700.00 1,700.00 0.00 0.00	100.00 % 100.00 % 0.00 % 0.00 %	6.00 % 6.00 %	5,750.00 0.00 58.14 % 0.00 %	26.00 %
1-Jul-13 to 30-Jun-17	Non-Donor Project		0.00	0.00	0.00	0.00 %			
							Taka Release : % of Allocation :	1,700.00 100.00 %	

## Project-wise Implementation Status of the project under Ministry of Housing and Public Works

Reporting Period: July 2015 To June 2016

RADP:2015-16

(Taka in Lakh)

SI No.	Ministry/Division Name Agency Name Project Code and Name		Project Cost	Target and Progress			Cumulative Progress upto Reporting Period		
				Allocation	Financial		Physical (% of Total Project) A) Target B) Progress	Fin. Total PA (% of Projects Cost)	Physical Progress in %
					A) Total B) Taka C) PA D) RPA E) CDVAT	A) Total B) Taka C) PA D) RPA E) CDVAT			
1	2	3	4	5	6	7	8	9	
420	3205-5002	Reconstruction of The main Roads in the Saromani industrial area.	2,209.00 2,209.00 0.00 0.00	200.00 200.00 0.00 0.00	199.40 199.40 0.00 0.00	99.70 % 99.70 % 0.00 % 0.00 %	10.00 % 10.00 % 9.03 % 0.00 %	199.40 0.00 9.03 % 0.00 %	10.00 % 10.00 % 9.03 % 0.00 %
1-Jan-15	to 30-Jun-17	Non-Donor Project							
								Taka Release : 200.00 % of Allocation : 100.00 %	
<b>Executing Agency Total</b>			37,528.63 37,528.63 0.00 0.00	2,007.00 2,007.00 0.00 0.00	1,974.65 1,974.65 0.00 0.00	98.39 % 98.39 % 0.00 % 0.00 %		Taka Release : 1,903.15 % of Allocation : 94.83 %	
<b>Rajshahi Development Authority</b>									
421	3205-0061	Extension Banalata Commercial Area and Development of Residential Area.	7,300.05 7,300.05 0.00 0.00	500.00 500.00 0.00 0.00	699.88 699.88 0.00 0.00	139.98 % 139.98 % 0.00 % 0.00 %	6.85 % 7.00 % 88.95 % 0.00 %	6,493.34 0.00 88.95 % 0.00 %	89.00 % 89.00 % 88.95 % 0.00 %
1-Jul-06	to 31-Dec-16	Non-Donor Project							
								Taka Release : 699.88 % of Allocation : 139.98 %	

## Project-wise Implementation Status of the project under Ministry of Housing and Public Works

Reporting Period: July 2015 To June 2016

RADP:2015-16

(Taka in Lakh)

SI No.	Ministry/Division Name Agency Name Project Code and Name		Project Cost	Target and Progress			Cumulative Progress upto Reporting Period		
				Financial		Physical (% of Total Project) A) Target B) Progress	Fin. Total PA (% of Projects Cost)	Physical Progress in %	
				Allocation	Expenditure				
Implementation Period	Development Partner	A) Total B) Taka C) PA D) RPA	A) Total B) Taka C) PA D) RPA E) CDVAT	A) Total B) Taka C) PA D) RPA E) CDVAT	% of Allocation				
1	2	3	4	5	6	7	8	9	
422	3205-0063	Development of Barnoi Residential Area.	4,372.54 4,372.54 0.00	500.00 500.00 0.00	5.12 5.12 0.00	1.02 % 1.02 % 0.00 %	12.00 % 5.00 % 0.00 %	59.41 0.00 1.36 % 0.00 %	7.00 %
31-Dec-10 to 31-Dec-17	Non-Donor Project		0.00	0.00	0.00	0.00 %			
				0.00	0.00	0.00 %	<b>Taka Release :</b> <b>% of Allocation :</b>	5.12 1.02 %	
423	3205-0064	Development of PRANTIK Residential Area.	3,877.85 3,877.85 0.00	10.00 10.00 0.00	10.00 10.00 0.00	100.00 % 100.00 % 0.00 %	10.00 % 2.75 % 0.00 %	143.03 0.00 3.69 % 0.00 %	6.25 %
1-Jan-13 to 31-Dec-17	Non-Donor Project		0.00	0.00	0.00	0.00 %			
				0.00	0.00	0.00 %	<b>Taka Release :</b> <b>% of Allocation :</b>	10.00 100.00 %	
424	3205-9862	Widening of Road from Court to Rajshahi Bipass Road.	7,431.44 7,431.44 0.00	1,952.00 1,952.00 0.00	1,952.00 1,952.00 0.00	100.00 % 100.00 % 0.00 %	27.00 % 23.00 % 0.00 %	5,969.00 0.00 80.32 % 0.00 %	80.00 %
1-Jan-13 to 31-Dec-17	Non-Donor Project		0.00	0.00	0.00	0.00 %			
				0.00	0.00	0.00 %	<b>Taka Release :</b> <b>% of Allocation :</b>	1,952.00 100.00 %	

## Project-wise Implementation Status of the project under Ministry of Housing and Public Works

Reporting Period: July 2015 To June 2016

RADP:2015-16

(Taka in Lakh)

SI No.	Ministry/Division Name Agency Name Project Code and Name		Project Cost	Target and Progress			Cumulative Progress upto Reporting Period		
				Financial		Physical (% of Total Project) A) Target B) Progress	Fin. Total PA (% of Projects Cost)	Physical Progress in %	
				Allocation	Expenditure				
Implementation Period	Development Partner	A) Total B) Taka C) PA D) RPA	A) Total B) Taka C) PA D) RPA E) CDVAT	A) Total B) Taka C) PA D) RPA E) CDVAT	% of Allocation	A) Target B) Progress	Fin. Total PA (% of Projects Cost)	Physical Progress in %	
1	2	3	4	5	6	7	8	9	
425	3205-5014	Widening of Road from Natore Road to (RUET) to Bypass Road Project.	8,736.12	812.00	812.00	100.00 %	15.00 %	5,424.00	65.00 %
			8,736.12	812.00	812.00	100.00 %	10.00 %	0.00	
			0.00	0.00	0.00	0.00 %		62.09 %	
			0.00	0.00	0.00	0.00 %		0.00 %	
1-Feb-13	to 31-Dec-17	Non-Donor Project	0.00	0.00	0.00	0.00 %			
				0.00	0.00	0.00 %			
								Taka Release :	812.00
								% of Allocation :	100.00 %
		<b>Executing Agency Total</b>	31,718.00	3,774.00	3,479.00	92.18 %			
			31,718.00	3,774.00	3,479.00	92.18 %			
			0.00	0.00	0.00	0.00 %			
			0.00	0.00	0.00	0.00 %			
				0.00	0.00	0.00 %			
								Taka Release :	3,479.00
								% of Allocation :	92.18 %
<b>Rajdhani Unnayan Kartripakhya</b>									
426	3205-8050	Hatirjheel Area Integrated Development Project Including Begunbari.	223,602.33	10,700.00	10,417.75	97.36 %	3.00 %	220,550.46	98.00 %
			223,602.33	10,700.00	10,417.75	97.36 %	3.00 %	0.00	
			0.00	0.00	0.00	0.00 %		98.64 %	
			0.00	0.00	0.00	0.00 %		0.00 %	
1-Jul-07	to 31-Dec-16	JDCF	0.00	0.00	0.00	0.00 %			
				0.00	0.00	0.00 %			
								Taka Release :	10,700.00
								% of Allocation :	100.00 %



## Project-wise Implementation Status of the project under Ministry of Housing and Public Works

Reporting Period: July 2015 To June 2016

RADP:2015-16

(Taka in Lakh)

SI No.	Ministry/Division Name Agency Name Project Code and Name		Project Cost	Target and Progress			Cumulative Progress upto Reporting Period		
				Financial		Physical (% of Total Project) A) Target B) Progress	Fin. Total PA (% of Projects Cost)	Physical Progress in %	
				Allocation	Expenditure				
Implementation Period	Development Partner	A) Total B) Taka C) PA D) RPA	A) Total B) Taka C) PA D) RPA E) CDVAT	A) Total B) Taka C) PA D) RPA E) CDVAT	% of Allocation				
1	2	3	4	5	6	7	8	9	
427	3205-8080	Development of Gulshan-Banani-Baridhara Lake.	41,025.52 41,025.52 0.00 0.00	6,250.00 6,250.00 0.00 0.00	6,246.50 6,246.50 0.00 0.00	99.94 % 99.94 % 0.00 % 0.00 %	40.00 % 38.00 % 48.60 % 0.00 %	19,938.68 0.00 48.60 % 0.00 %	75.50 %
1-Apr-10 to 30-Jun-15	Non-Donor Project		0.00	0.00	0.00	0.00 %			
				0.00	0.00	0.00 %	<b>Taka Release :</b> <b>% of Allocation :</b>	6,246.50 99.94 %	
428	3205-0039	Development of City for low and middle income group people by the side of Dhaka-Mowa road (Jhilmil).	33,573.07 33,573.07 0.00 0.00	800.00 800.00 0.00 0.00	1,148.52 1,148.52 0.00 0.00	143.57 % 143.57 % 0.00 % 0.00 %	10.00 % 13.00 % 0.00 % 0.00 %	28,541.32 0.00 85.01 % 0.00 %	98.00 %
1-Jul-97 to 31-Dec-16	Non-Donor Project		0.00	0.00	0.00	0.00 %			
				0.00	0.00	0.00 %	<b>Taka Release :</b> <b>% of Allocation :</b>	1,148.52 143.57 %	
429	3205-0040	Purbachal New Town (Yousufgonj) Project.	778,214.57 778,214.57 0.00 0.00	20,000.00 20,000.00 0.00 0.00	29,755.00 29,755.00 0.00 0.00	148.78 % 148.78 % 0.00 % 0.00 %	30.00 % 30.00 % 0.00 % 0.00 %	255,658.45 0.00 32.85 % 0.00 %	56.00 %
1-Jul-95 to 30-Jun-18	Non-Donor Project		0.00	0.00	0.00	0.00 %			
				0.00	0.00	0.00 %	<b>Taka Release :</b> <b>% of Allocation :</b>	29,755.00 148.78 %	

## Project-wise Implementation Status of the project under Ministry of Housing and Public Works

Reporting Period: July 2015 To June 2016

RADP:2015-16

(Taka in Lakh)

SI No.	Ministry/Division Name Agency Name Project Code and Name		Project Cost	Target and Progress			Cumulative Progress upto Reporting Period		
				Financial		Physical (% of Total Project) A) Target B) Progress	Fin. Total PA (% of Projects Cost)	Physical Progress in %	
				Allocation	Expenditure				
Implementation Period	Development Partner	A) Total B) Taka C) PA D) RPA	A) Total B) Taka C) PA D) RPA E) CDVAT	A) Total B) Taka C) PA D) RPA E) CDVAT	% of Allocation				
1	2	3	4	5	6	7	8	9	
430	3205-0041	Uttara Model Residential Town (3rd Phase) Project.	234,021.52 234,021.52 0.00	10,000.00 10,000.00 0.00	14,834.68 14,834.68 0.00	148.35 % 148.35 % 0.00 %	20.00 % 20.00 % 0.00 %	155,536.22 0.00 66.46 % 0.00 %	78.50 %
1-Jul-99 to 31-Dec-16	Non-Donor Project		0.00	0.00	0.00	0.00 %			
				0.00	0.00	0.00 %	Taka Release : 14,834.68 % of Allocation : 148.35 %		
431	3205-0044	Construction of Residential Flats in Sector-18 of Uttara for low and middle income group people.	903,071.87 903,071.87 0.00	60,000.00 60,000.00 0.00	119,990.63 119,990.63 0.00	199.98 % 199.98 % 0.00 %	10.00 % 8.00 % 0.00 %	165,898.89 0.00 18.37 % 0.00 %	18.00 %
1-Nov-11 to 30-Jun-18	Non-Donor Project		0.00	0.00	0.00	0.00 %			
				0.00	0.00	0.00 %	Taka Release : 119,990.63 % of Allocation : 199.98 %		
432	3205-0045	Construction of Apartments for rehabilitation of affected owners and selling of Integrated Development of Hatirjheel Area including Begunbari Khal.	5,172.25 5,172.25 0.00	250.00 250.00 0.00	360.78 360.78 0.00	144.31 % 144.31 % 0.00 %	15.00 % 15.00 % 0.00 %	3,623.86 0.00 70.06 % 0.00 %	76.00 %
1-Jan-10 to 30-Jun-17	Non-Donor Project		0.00	0.00	0.00	0.00 %			
				0.00	0.00	0.00 %	Taka Release : 360.78 % of Allocation : 144.31 %		

## Project-wise Implementation Status of the project under Ministry of Housing and Public Works

Reporting Period: July 2015 To June 2016

RADP:2015-16

(Taka in Lakh)

SI No.	Ministry/Division Name Agency Name Project Code and Name		Project Cost	Target and Progress			Cumulative Progress upto Reporting Period		
				Financial		Physical (% of Total Project) A) Target B) Progress	Fin. Total PA (% of Projects Cost)	Physical Progress in %	
				Allocation	Expenditure				
Implementation Period	Development Partner	A) Total B) Taka C) PA D) RPA	A) Total B) Taka C) PA D) RPA E) CDVAT	A) Total B) Taka C) PA D) RPA E) CDVAT	% of Allocation				
1	2	3	4	5	6	7	8	9	
433	3205-0088	Gulshan Apartment Project (Phase-II).	3,158.00 3,158.00 0.00	500.00 500.00 0.00	493.83 493.83 0.00	98.77 % 98.77 % 0.00 %	10.00 % 6.00 % 0.00 %	2,392.05 0.00 75.75 % 0.00 %	76.00 %
1-Jul-12	to 31-Dec-13	Non-Donor Project	0.00	0.00	0.00	0.00 %			
							<b>Taka Release :</b>	493.83	
							<b>% of Allocation :</b>	98.77 %	
434	3205-5020	Uttara Lake Development Project.	3,732.97 3,732.97 0.00	0.00 0.00 0.00	0.00 0.00 0.00	0.00 % 0.00 % 0.00 %	0.00 % 0.00 % 0.00 %	1,188.00 0.00 31.82 % 0.00 %	9.00 %
1-Jul-14	to 30-Jun-17	Non-Donor Project	0.00	0.00	0.00	0.00 %			
							<b>Taka Release :</b>	0.00	
							<b>% of Allocation :</b>	0.00 %	
435	3205-0097	Construction of a Multistoried Green Office Building at Mohakali in Dhaka.	90,000.00 90,000.00 0.00	100.00 100.00 0.00	119.17 119.17 0.00	119.17 % 119.17 % 0.00 %	1.70 % 1.70 % 0.00 %	119.17 0.00 0.13 % 0.00 %	1.70 %
1-Jul-14	to 30-Jun-20	Non-Donor Project	0.00	0.00	0.00	0.00 %			
							<b>Taka Release :</b>	119.17	
							<b>% of Allocation :</b>	119.17 %	

## Project-wise Implementation Status of the project under Ministry of Housing and Public Works

Reporting Period: July 2015 To June 2016

RADP:2015-16

(Taka in Lakh)

SI No.	Ministry/Division Name Agency Name Project Code and Name		Project Cost	Target and Progress			Cumulative Progress upto Reporting Period		
				Allocation	Financial		Physical (% of Total Project) A) Target B) Progress	Fin. Total PA (% of Projects Cost)	Physical Progress in %
					A) Total B) Taka C) PA D) RPA E) CDVAT	A) Total B) Taka C) PA D) RPA E) CDVAT			
1	2	3	4	5	6	7	8	9	
436	3205-5001	Development and Excavation of 100-foot-wide Canal beside Kuril Purbachal link Road (Kuril to sand river).	553,013.00	177,902.00	177,622.93	99.84 %	32.00 %	177,622.93	32.00 %
			553,013.00	177,902.00	177,622.93	99.84 %	32.00 %	0.00	
			0.00	0.00	0.00	0.00 %		32.12 %	
			0.00	0.00	0.00	0.00 %		0.00 %	
1-Sep-15 to 31-Aug-18	Non-Donor Project		0.00	0.00	0.00	0.00 %			
				0.00	0.00	0.00 %			
							<b>Taka Release :</b>	177,902.00	
							<b>% of Allocation :</b>	100.00 %	
437	3205-5025	Urban Resilience Project (RAJUK part).	42,990.00	260.00	62.26	23.95 %	0.18 %	62.26	0.04 %
			2,180.00	10.00	10.00	100.00 %	0.04 %	52.26	
			40,810.00	250.00	52.26	20.90 %		0.14 %	
			0.00	0.00	0.00	0.00 %		0.13 %	
1-Jul-15 to 30-Jun-20	World Bank		0.00	0.00	0.00	0.00 %			
				0.00	0.00	0.00 %			
							<b>Taka Release :</b>	10.00	
							<b>% of Allocation :</b>	100.00 %	
<b>Executing Agency Total</b>			2,911,575.10	286,762.00	361,052.05	125.91 %			
			2,870,765.10	286,512.00	360,999.79	126.00 %			
			40,810.00	250.00	52.26	20.90 %			
			0.00	0.00	0.00	0.00 %			
				0.00	0.00	0.00 %			
							<b>Taka Release :</b>	361,561.11	
							<b>% of Allocation :</b>	126.19 %	

Housing and Building Research Institute (IHBR)

## Project-wise Implementation Status of the project under Ministry of Housing and Public Works

Reporting Period: July 2015 To June 2016

RADP:2015-16

(Taka in Lakh)

SI No.	Ministry/Division Name Agency Name Project Code and Name		Project Cost	Target and Progress			Cumulative Progress upto Reporting Period		
				Financial		Physical (% of Total Project) A) Target B) Progress	Fin. Total PA (% of Projects Cost)	Physical Progress in %	
				Allocation	Expenditure				
Implementation Period	Development Partner	A) Total B) Taka C) PA D) RPA	A) Total B) Taka C) PA D) RPA E) CDVAT	A) Total B) Taka C) PA D) RPA E) CDVAT	% of Allocation				
1	2	3	4	5	6	7	8	9	
438	3205-5023	Determination of Soil Technological Quality for Construction of Building of Detailed Area Plan Franchise Area of Dhaka City.	194.07 194.07 0.00	43.52 43.52 0.00	5.52 5.52 0.00	12.68 % 12.68 % 0.00 %	25.00 % 5.00 %	25.52 0.00 13.15 % 0.00 %	15.00 %
1-Jul-14 to 30-Jun-17	Non-Donor Project		0.00	0.00	0.00	0.00 %			
				0.00	0.00	0.00 %	<b>Taka Release :</b> <b>% of Allocation :</b>	43.52 100.00 %	
439	3205-5021	Application of Ferrocement Techonology in Rural Housing.	195.50 195.50 0.00	178.00 178.00 0.00	124.00 124.00 0.00	69.66 % 69.66 % 0.00 %	70.00 % 54.00 %	145.00 0.00 74.17 % 0.00 %	75.00 %
1-Jul-14 to 30-Jun-17	Non-Donor Project		0.00	0.00	0.00	0.00 %			
				0.00	0.00	0.00 %	<b>Taka Release :</b> <b>% of Allocation :</b>	133.50 75.00 %	
440	3205-5022	Innovation and Development of Bricks Alternative.	196.00 196.00 0.00	176.00 176.00 0.00	83.00 83.00 0.00	47.16 % 47.16 % 0.00 %	60.00 % 49.00 %	103.00 0.00 52.55 % 0.00 %	60.00 %
1-Jul-14 to 30-Jun-17	Non-Donor Project		0.00	0.00	0.00	0.00 %			
				0.00	0.00	0.00 %	<b>Taka Release :</b> <b>% of Allocation :</b>	88.00 50.00 %	

## Project-wise Implementation Status of the project under Ministry of Housing and Public Works

Reporting Period: July 2015 To June 2016

RADP:2015-16

(Taka in Lakh)

SI No.	Ministry/Division Name Agency Name Project Code and Name		Project Cost	Target and Progress			Cumulative Progress upto Reporting Period		
				Allocation	Financial		Physical (% of Total Project) A) Target B) Progress	Fin. Total PA (% of Projects Cost)	Physical Progress in %
					A) Total B) Taka C) PA D) RPA E) CDVAT	A) Total B) Taka C) PA D) RPA E) CDVAT			
1	2	3	4	5	6	7	8	9	
441	3205-0101	Update the National Building Code.	287.00	178.00	97.24	54.63 %	10.00 %	206.34	92.00 %
			287.00	178.00	97.24	54.63 %	2.00 %	0.00	
			0.00	0.00	0.00	0.00 %		71.90 %	
			0.00	0.00	0.00	0.00 %		0.00 %	
1-Jan-08 to 30-Jun-18	Non-Donor Project		0.00	0.00	0.00	0.00 %			
				0.00	0.00	0.00 %			
								Taka Release : 97.24	
								% of Allocation : 54.63 %	
	<b>Executing Agency Total</b>		872.57	575.52	309.76	53.82 %			
			872.57	575.52	309.76	53.82 %			
			0.00	0.00	0.00	0.00 %			
			0.00	0.00	0.00	0.00 %			
				0.00	0.00	0.00 %			
								Taka Release : 362.26	
								% of Allocation : 62.94 %	
<b>Institute of Diploma Engineers, Bangladesh (IDEB)</b>									
442	3205-5019	Capacity Development for Training and Research including utilities enhancement of IDEB central Bhaban Complex.	1,055.78	305.00	305.00	100.00 %	30.00 %	1,055.78	100.00 %
			1,055.78	305.00	305.00	100.00 %	30.00 %	0.00	
			0.00	0.00	0.00	0.00 %		100.00 %	
			0.00	0.00	0.00	0.00 %		0.00 %	
1-Jan-14 to 30-Jun-16	Non-Donor Project		0.00	0.00	0.00	0.00 %			
				0.00	0.00	0.00 %			
								Taka Release : 305.00	
								% of Allocation : 100.00 %	

## Project-wise Implementation Status of the project under Ministry of Housing and Public Works

Reporting Period: July 2015 To June 2016

RADP:2015-16

(Taka in Lakh)

SI No.	Ministry/Division Name Agency Name Project Code and Name		Project Cost	Target and Progress			Cumulative Progress upto Reporting Period	
				Financial		Physical (% of Total Project) A) Target B) Progress	Fin. Total PA (% of Projects Cost)	Physical Progress in %
				Allocation	Expenditure			
Implementation Period	Development Partner	A) Total B) Taka C) PA D) RPA	A) Total B) Taka C) PA D) RPA E) CDVAT	A) Total B) Taka C) PA D) RPA E) CDVAT	% of Allocation			
1	2	3	4	5	6	7	8	9

<b>Executing Agency Total</b>	1,055.78	305.00	305.00	100.00 %	<b>Taka Release :</b>	305.00
	1,055.78	305.00	305.00	100.00 %	<b>% of Allocation :</b>	100.00 %
	0.00	0.00	0.00	0.00 %		
	0.00	0.00	0.00	0.00 %		
		0.00	0.00	0.00 %		

**National Housing Authority**

443	3205-5011	Pro-poor Slum Integration Project.	839.00	65.00	58.00	89.23 %	15.00 %	716.63	100.00 %
			21.00	0.00	0.00	0.00 %	15.00 %	58.00	
			818.00	65.00	58.00	89.23 %		85.41 %	
1-Jul-12	to 31-Dec-16	World Bank	0.00	0.00	0.00	0.00 %		7.09 %	
				0.00	0.00	0.00 %	<b>Taka Release :</b>	0.00	
							<b>% of Allocation :</b>	0.00 %	
444	3205-0001	Construction of 1020 Residential Flat at Mohammadpur "F" Block for Sale to the People of Limited Income Project.	50,031.10	3,500.00	5,049.41	144.27 %	15.00 %	18,025.43	67.00 %
			50,031.10	3,500.00	5,049.41	144.27 %	15.00 %	0.00	
			0.00	0.00	0.00	0.00 %		36.03 %	
			0.00	0.00	0.00	0.00 %		0.00 %	
1-Jul-06	to 31-Dec-17	Non-Donor Project		0.00	0.00	0.00 %	<b>Taka Release :</b>	5,049.41	
				0.00	0.00	0.00 %	<b>% of Allocation :</b>	144.27 %	

## Project-wise Implementation Status of the project under Ministry of Housing and Public Works

Reporting Period: July 2015 To June 2016

RADP:2015-16

(Taka in Lakh)

SI No.	Ministry/Division Name Agency Name Project Code and Name		Project Cost	Target and Progress			Cumulative Progress upto Reporting Period		
				Financial		Physical (% of Total Project) A) Target B) Progress	Fin. Total PA (% of Projects Cost)	Physical Progress in %	
				Allocation	Expenditure				
Implementation Period	Development Partner	A) Total B) Taka C) PA D) RPA	A) Total B) Taka C) PA D) RPA E) CDVAT	A) Total B) Taka C) PA D) RPA E) CDVAT	% of Allocation				
1	2	3	4	5	6	7	8	9	
445	3205-0005	Construction of Anandanagar Residential Flats at Mirpur-16, Dhaka (1230 sqft. 1716 flats in 14 storied 33 buildings with car parking in ground floor).	54,417.31 54,417.31 0.00	2.00 2.00 0.00	0.00 0.00 0.00	0.00 % 0.00 % 0.00 %	0.00 % 0.00 % 0.00 %	0.00 0.00 0.00 % 0.00 %	0.00 %
1-Jan-10 to 31-Dec-15	Non-Donor Project		0.00	0.00	0.00	0.00 %			
				0.00	0.00	0.00 %	Taka Release : 0.00 % of Allocation : 0.00 %		
446	3205-0009	Construction of 10-storied Residential Flats for low and middle income group people in Bogra Housing Estate (1565 sqft 45 flats, 1341 sqft 54 flats and 1228 sqft 36 flats total 135 flats).	5,051.79 5,051.79 0.00	1,760.00 1,760.00 0.00	654.34 654.34 0.00	37.18 % 37.18 % 0.00 %	28.00 % 19.00 % 0.00 %	4,113.14 0.00 81.42 % 0.00 %	91.00 %
1-Jan-10 to 1-Sep-16	Non-Donor Project		0.00	0.00	0.00	0.00 %			
				0.00	0.00	0.00 %	Taka Release : 654.34 % of Allocation : 37.18 %		
447	3205-0012	Development of Site & Services Residential Plot for Low and Middle Income Group of People at Maizdi of Noakhali District Project (2.65 katha to 5.00 katha 304 plot).	2,664.39 2,664.39 0.00	500.00 500.00 0.00	197.14 197.14 0.00	39.43 % 39.43 % 0.00 %	7.00 % 3.00 % 0.00 %	1,280.31 0.00 48.05 % 0.00 %	96.00 %
1-Jul-11 to 31-Dec-16	Non-Donor Project		0.00	0.00	0.00	0.00 %			
				0.00	0.00	0.00 %	Taka Release : 197.14 % of Allocation : 39.43 %		



## Project-wise Implementation Status of the project under Ministry of Housing and Public Works

Reporting Period: July 2015 To June 2016

RADP:2015-16

(Taka in Lakh)

SI No.	Ministry/Division Name Agency Name Project Code and Name		Project Cost	Target and Progress			Cumulative Progress upto Reporting Period		
				Financial		Physical (% of Total Project) A) Target B) Progress	Fin. Total PA (% of Projects Cost)	Physical Progress in %	
				Allocation	Expenditure				
Implementation Period	Development Partner	A) Total B) Taka C) PA D) RPA	A) Total B) Taka C) PA D) RPA E) CDVAT	A) Total B) Taka C) PA D) RPA E) CDVAT	% of Allocation				
1	2	3	4	5	6	7	8	9	
448	3205-0014	Development of Site & Services Residential Plot beside the Cittagong-Kaptai Road at Roujan Upazilla of Chittaong for Low and Middle Income Group of People.(3 katha of 230 plot).	3,560.31 3,560.31 0.00	500.00 500.00 0.00	0.00 0.00 0.00	0.00 % 0.00 % 0.00 %	38.00 % 3.00 % 0.00 %	1,971.09 0.00 55.36 % 0.00 %	65.00 %
1-Jan-10 to 30-Jun-17	Non-Donor Project		0.00	0.00	0.00	0.00 %			
				0.00	0.00	0.00 %	<b>Taka Release :</b> <b>% of Allocation :</b>	0.00 0.00 %	
449	3205-0015	Development of Sites & Services Residential Plots by the side of Chittagong-Rangamati Highway at Rauzan, Chittagong (3.00 katha, 266 plots).	2,283.51 2,283.51 0.00	300.00 300.00 0.00	0.00 0.00 0.00	0.00 % 0.00 % 0.00 %	18.00 % 8.00 % 0.00 %	3,219.27 0.00 140.98 % 0.00 %	90.00 %
1-Jan-10 to 30-Jun-16	Non-Donor Project		0.00	0.00	0.00	0.00 %			
				0.00	0.00	0.00 %	<b>Taka Release :</b> <b>% of Allocation :</b>	0.00 0.00 %	
450	3205-0016	Construction of 144 flats (1000 sqft) and 72 flats (800 sqft) totaling 216 flats for low and middle income group people at Halishahar Housing Estate, Chittagong (2nd Phase).	7,226.13 7,226.13 0.00	500.00 500.00 0.00	452.94 452.94 0.00	90.59 % 90.59 % 0.00 %	15.00 % 10.00 % 0.00 %	4,472.21 0.00 61.89 % 0.00 %	95.00 %
1-Jan-10 to 31-Dec-16	Non-Donor Project		0.00	0.00	0.00	0.00 %			
				0.00	0.00	0.00 %	<b>Taka Release :</b> <b>% of Allocation :</b>	452.94 90.59 %	

## Project-wise Implementation Status of the project under Ministry of Housing and Public Works

Reporting Period: July 2015 To June 2016

RADP:2015-16

(Taka in Lakh)

SI No.	Ministry/Division Name Agency Name Project Code and Name		Project Cost	Target and Progress			Cumulative Progress upto Reporting Period		
				Financial		Physical (% of Total Project) A) Target B) Progress	Fin. Total PA (% of Projects Cost)	Physical Progress in %	
				Allocation	Expenditure				
Implementation Period	Development Partner	A) Total B) Taka C) PA D) RPA	A) Total B) Taka C) PA D) RPA E) CDVAT	A) Total B) Taka C) PA D) RPA E) CDVAT	% of Allocation				
1	2	3	4	5	6	7	8	9	
451	3205-0019	Construction of 14 storied 1250 sqft 100 flats at Section-15,Mirpur.	3,500.00 3,500.00 0.00	400.00 400.00 0.00	492.00 492.00 0.00	123.00 % 123.00 % 0.00 %	25.00 % 20.00 % 0.00 %	1,066.61 0.00 30.47 % 0.00 %	42.00 %
1-Jul-11	to 30-Jun-17	Non-Donor Project	0.00	0.00	0.00	0.00 %			
				0.00	0.00	0.00 %	<b>Taka Release :</b> <b>% of Allocation :</b>	492.00 123.00 %	
452	3205-0020	Construction of Flat at Shahjalal Housing Estate,Sylhet (9 storied 3 buildings 1500 sqft 88 flats).	4,040.44 4,040.44 0.00	400.00 400.00 0.00	400.00 400.00 0.00	100.00 % 100.00 % 0.00 %	32.00 % 10.00 % 0.00 %	1,581.82 0.00 39.15 % 0.00 %	56.00 %
1-Jul-10	to 30-Jun-17	Non-Donor Project	0.00	0.00	0.00	0.00 %			
				0.00	0.00	0.00 %	<b>Taka Release :</b> <b>% of Allocation :</b>	400.00 100.00 %	
453	3205-0021	Construction of 10 storied Residential cum commercial building at Dinajpur Housing Estate (1298.00 sqft,72 flats).	4,469.77 4,469.77 0.00	850.00 850.00 0.00	901.50 901.50 0.00	106.06 % 106.06 % 0.00 %	23.00 % 22.00 % 0.00 %	2,285.60 0.00 51.13 % 0.00 %	41.00 %
1-Jul-11	to 30-Jun-17	Non-Donor Project	0.00	0.00	0.00	0.00 %			
				0.00	0.00	0.00 %	<b>Taka Release :</b> <b>% of Allocation :</b>	901.50 106.06 %	

## Project-wise Implementation Status of the project under Ministry of Housing and Public Works

Reporting Period: July 2015 To June 2016

RADP:2015-16

(Taka in Lakh)

SI No.	Ministry/Division Name Agency Name Project Code and Name		Project Cost	Target and Progress			Cumulative Progress upto Reporting Period		
				Allocation	Financial		Physical (% of Total Project) A) Target B) Progress	Fin. Total PA (% of Projects Cost)	Physical Progress in %
					A) Total B) Taka C) PA D) RPA E) CDVAT	A) Total B) Taka C) PA D) RPA E) CDVAT			
1	2	3	4	5	6	7	8	9	
454	3205-0022	Construction of Flats at Maizdi Noakhali (9 storied 5 buildings 1224 sqft 64 flats).	1,938.05 1,938.05 0.00	500.00 500.00 0.00	325.75 325.75 0.00	65.15 % 65.15 % 0.00 %	40.00 % 26.00 % 0.00 %	1,519.75 0.00 78.42 % 0.00 %	86.00 %
1-May-11 to 31-Dec-15	Non-Donor Project		0.00	0.00	0.00	0.00 %			
							<b>Taka Release :</b> <b>% of Allocation :</b>	325.75 65.15 %	
455	3205-0025	Construction of 15 storied Residential flats for limited income group people at Gahira, Raujan Thana, Chittagong district.	8,944.85 8,944.85 0.00	1.00 1.00 0.00	0.00 0.00 0.00	0.00 % 0.00 % 0.00 %	0.00 % 0.00 % 0.00 %	0.00 0.00 0.00 % 0.00 %	0.00 %
1-Sep-11 to 30-Jun-15	Non-Donor Project		0.00	0.00	0.00	0.00 %			
							<b>Taka Release :</b> <b>% of Allocation :</b>	0.00 0.00 %	
456	3205-0026	Construction of 15 storied Residential flats for limited income group people at Noapara, Raujan Thana, Chittagong district.	13,276.97 13,276.97 0.00	1.00 1.00 0.00	0.00 0.00 0.00	0.00 % 0.00 % 0.00 %	0.00 % 0.00 % 0.00 %	0.00 0.00 0.00 % 0.00 %	0.00 %
1-Sep-11 to 30-Jun-15	Non-Donor Project		0.00	0.00	0.00	0.00 %			
							<b>Taka Release :</b> <b>% of Allocation :</b>	0.00 0.00 %	

## Project-wise Implementation Status of the project under Ministry of Housing and Public Works

Reporting Period: July 2015 To June 2016

RADP:2015-16

(Taka in Lakh)

SI No.	Ministry/Division Name Agency Name Project Code and Name		Project Cost	Target and Progress			Cumulative Progress upto Reporting Period		
				Financial		Physical (% of Total Project) A) Target B) Progress	Fin. Total PA (% of Projects Cost)	Physical Progress in %	
				Allocation	Expenditure				
Implementation Period	Development Partner	A) Total B) Taka C) PA D) RPA	A) Total B) Taka C) PA D) RPA E) CDVAT	A) Total B) Taka C) PA D) RPA E) CDVAT	% of Allocation				
1	2	3	4	5	6	7	8	9	
457	3205-0027	Construction of flats for middle income group people in Jessore District.	5,494.34 5,494.34 0.00	500.00 500.00 0.00	1,200.00 1,200.00 0.00	240.00 % 240.00 % 0.00 %	10.00 % 4.00 % 0.00 %	4,168.29 0.00 75.87 % 0.00 %	94.00 %
1-Jan-11 to 31-Dec-16	Non-Donor Project		0.00	0.00	0.00	0.00 %			
				0.00	0.00	0.00 %	Taka Release : 1,200.00 % of Allocation : 240.00 %		
458	3205-0028	Construction of 1230. 75 sqft.676 residential flats for Govt/Semi Government officers at Joynagar, Section 15,Mirpur,Dhaka.	32,186.23 32,186.23 0.00	3,500.00 3,500.00 0.00	5,003.07 5,003.07 0.00	142.94 % 142.94 % 0.00 %	25.00 % 20.00 % 0.00 %	6,254.86 0.00 19.43 % 0.00 %	40.00 %
1-Jul-11 to 31-Dec-15	Non-Donor Project		0.00	0.00	0.00	0.00 %			
				0.00	0.00	0.00 %	Taka Release : 5,003.07 % of Allocation : 142.94 %		
459	3205-0030	Development of Site & Services Residential plots at Mirzapur Upazila of Tangail.	4,384.09 4,384.09 0.00	1.00 1.00 0.00	0.00 0.00 0.00	0.00 % 0.00 % 0.00 %	0.00 % 0.00 % 0.00 %	0.00 0.00 0.00 % 0.00 %	0.00 %
1-Jan-12 to 31-Dec-15	Non-Donor Project		0.00	0.00	0.00	0.00 %			
				0.00	0.00	0.00 %	Taka Release : 0.00 % of Allocation : 0.00 %		

## Project-wise Implementation Status of the project under Ministry of Housing and Public Works

Reporting Period: July 2015 To June 2016

RADP:2015-16

(Taka in Lakh)

SI No.	Ministry/Division Name Agency Name Project Code and Name		Project Cost	Target and Progress			Cumulative Progress upto Reporting Period		
				Financial		Physical (% of Total Project) A) Target B) Progress	Fin. Total PA (% of Projects Cost)	Physical Progress in %	
				Allocation	Expenditure				
Implementation Period	Development Partner	A) Total B) Taka C) PA D) RPA	A) Total B) Taka C) PA D) RPA E) CDVAT	A) Total B) Taka C) PA D) RPA E) CDVAT	% of Allocation				
1	2	3	4	5	6	7	8	9	
460	3205-0032	Construction of 5 storied Residential flats at Patli Upazilla of Barisal District.	2,604.88 2,604.88 0.00	5.00 5.00 0.00	0.00 0.00 0.00	0.00 % 0.00 % 0.00 %	0.00 % 0.00 % 0.00 %	0.00 0.00 0.00 % 0.00 %	0.00 %
1-Jul-12 to 30-Jun-16	Non-Donor Project		0.00	0.00	0.00	0.00 %			
				0.00	0.00	0.00 %	Taka Release : 0.00 % of Allocation : 0.00 %		
461	3205-0033	Construction of multistoried residential flats at Chot Bonogram of Rajshahi District.	12,788.08 12,788.08 0.00	2.00 2.00 0.00	1.83 1.83 0.00	91.50 % 91.50 % 0.00 %	0.00 % 0.00 % 0.00 %	1.83 0.00 0.01 % 0.00 %	0.00 %
1-Jul-12 to 30-Jun-16	Non-Donor Project		0.00	0.00	0.00	0.00 %			
				0.00	0.00	0.00 %	Taka Release : 1.83 % of Allocation : 91.50 %		
462	3205-0034	Development of Sites & Services Residential Plots at Sunamgonj of Sylhet.	3,185.68 3,185.68 0.00	2.00 2.00 0.00	0.00 0.00 0.00	0.00 % 0.00 % 0.00 %	1.00 % 0.00 % 0.00 %	0.00 0.00 0.00 % 0.00 %	0.00 %
1-Jul-12 to 30-Jun-16	Non-Donor Project		0.00	0.00	0.00	0.00 %			
				0.00	0.00	0.00 %	Taka Release : 0.00 % of Allocation : 0.00 %		

## Project-wise Implementation Status of the project under Ministry of Housing and Public Works

Reporting Period: July 2015 To June 2016

RADP:2015-16

(Taka in Lakh)

SI No.	Ministry/Division Name Agency Name Project Code and Name		Project Cost	Target and Progress			Cumulative Progress upto Reporting Period		
				Financial		Physical (% of Total Project) A) Target B) Progress	Fin. Total PA (% of Projects Cost)	Physical Progress in %	
				Allocation	Expenditure				
Implementation Period	Development Partner	A) Total B) Taka C) PA D) RPA	A) Total B) Taka C) PA D) RPA E) CDVAT	A) Total B) Taka C) PA D) RPA E) CDVAT	% of Allocation				
1	2	3	4	5	6	7	8	9	
463	3205-0035	Construction of Multistoried Residential-cum-Commercial Building at Nowabgonj upazila of Dhaka District.	3,455.81 3,455.81 0.00	1.00 1.00 0.00	0.00 0.00 0.00	0.00 % 0.00 % 0.00 %	0.00 % 0.00 % 0.00 %	0.00 0.00 0.00 % 0.00 %	0.00 %
1-Jul-12 to 30-Jun-16	Non-Donor Project		0.00	0.00	0.00	0.00 %			
				0.00	0.00	0.00 %	<b>Taka Release :</b>	0.00	
							<b>% of Allocation :</b>	0.00 %	
464	3205-0038	Development of Sites & Services Residential Plots for low and middle income group people in Chapainowadgonj District.	2,971.12 2,971.12 0.00	300.00 300.00 0.00	286.81 286.81 0.00	95.60 % 95.60 % 0.00 %	7.00 % 2.00 % 0.00 %	2,363.61 0.00 79.55 % 0.00 %	95.00 %
1-Jul-11 to 31-Dec-15	Non-Donor Project		0.00	0.00	0.00	0.00 %			
				0.00	0.00	0.00 %	<b>Taka Release :</b>	286.81	
							<b>% of Allocation :</b>	95.60 %	
465	3205-0066	Construction of Storied Residential Building in Government Plot in Cox's Bazar.	16,003.43 16,003.43 0.00	500.00 500.00 0.00	1,704.25 1,704.25 0.00	340.85 % 340.85 % 0.00 %	30.00 % 16.00 % 0.00 %	2,138.96 0.00 13.37 % 0.00 %	25.00 %
1-Dec-12 to 31-Dec-16	Non-Donor Project		0.00	0.00	0.00	0.00 %			
				0.00	0.00	0.00 %	<b>Taka Release :</b>	1,704.25	
							<b>% of Allocation :</b>	340.85 %	

## Project-wise Implementation Status of the project under Ministry of Housing and Public Works

Reporting Period: July 2015 To June 2016

RADP:2015-16

(Taka in Lakh)

SI No.	Ministry/Division Name Agency Name Project Code and Name		Project Cost	Target and Progress			Cumulative Progress upto Reporting Period		
				Financial		Physical (% of Total Project) A) Target B) Progress	Fin. Total PA (% of Projects Cost)	Physical Progress in %	
				Allocation	Expenditure				
Implementation Period	Development Partner	A) Total B) Taka C) PA D) RPA	A) Total B) Taka C) PA D) RPA E) CDVAT	A) Total B) Taka C) PA D) RPA E) CDVAT	% of Allocation				
1	2	3	4	5	6	7	8	9	
466	3205-0067	Construction of site and services Residential Plot at Choto Bangram in the District of Rajshahi.	1,085.40 1,085.40 0.00	200.00 200.00 0.00	93.81 93.81 0.00	46.91 % 46.91 % 0.00 %	27.00 % 21.00 % 0.00 %	853.90 0.00 78.67 % 0.00 %	94.00 %
1-Aug-12 to 31-Dec-16	Non-Donor Project		0.00	0.00	0.00	0.00 %			
			0.00	0.00	0.00	0.00 %	Taka Release : % of Allocation :	93.81 46.91 %	
467	3205-0069	Development of site services Residential Plot at Avay Nagar Upazila in the District of Jessore	1,165.73 1,165.73 0.00	1.00 1.00 0.00	0.00 0.00 0.00	0.00 % 0.00 % 0.00 %	0.00 % 0.00 % 0.00 %	0.00 0.00 0.00 % 0.00 %	0.00 %
1-Sep-12 to 31-Dec-15	Non-Donor Project		0.00	0.00	0.00	0.00 %			
			0.00	0.00	0.00	0.00 %	Taka Release : % of Allocation :	0.00 0.00 %	
468	3205-0070	Development Residential Plot at sadar Upazila in the District of Jhenidah.	2,514.27 2,514.27 0.00	2.00 2.00 0.00	0.00 0.00 0.00	0.00 % 0.00 % 0.00 %	0.00 % 0.00 % 0.00 %	0.00 0.00 0.00 % 0.00 %	0.00 %
1-Sep-12 to 30-Jun-17	Non-Donor Project		0.00	0.00	0.00	0.00 %			
			0.00	0.00	0.00	0.00 %	Taka Release : % of Allocation :	0.00 0.00 %	

## Project-wise Implementation Status of the project under Ministry of Housing and Public Works

Reporting Period: July 2015 To June 2016

RADP:2015-16

(Taka in Lakh)

SI No.	Ministry/Division Name Agency Name Project Code and Name		Project Cost	Target and Progress			Cumulative Progress upto Reporting Period		
				Allocation	Financial		Physical (% of Total Project) A) Target B) Progress	Fin. Total PA (% of Projects Cost)	Physical Progress in %
					A) Total B) Taka C) PA D) RPA E) CDVAT	A) Total B) Taka C) PA D) RPA E) CDVAT			
1	2	3	4	5	6	7	8	9	
469	3205-0073	Development of site and services Residential Plot (Second phase) at Sadar Upazila in Gopalganj District.	2,054.75 2,054.75 0.00	2.00 2.00 0.00	0.00 0.00 0.00	0.00 % 0.00 % 0.00 %	50.00 % 0.00 % 0.00 %	0.00 0.00 0.00 %	0.00 % 0.00 % 0.00 %
31-May-13to	31-Dec-16	Non-Donor Project	0.00	0.00	0.00	0.00 %			
				0.00	0.00	0.00 %	Taka Release : % of Allocation :	0.00 0.00 %	
470	3205-0071	Development of site and services Residential Plot at sadar upazila in the District of Narail.	2,628.74 2,628.74 0.00	300.00 300.00 0.00	300.00 300.00 0.00	100.00 % 100.00 % 0.00 %	30.00 % 15.00 % 0.00 %	957.19 0.00 36.41 %	45.00 % 0.00 % 0.00 %
1-Jul-12	to 30-Jun-17	Non-Donor Project	0.00	0.00	0.00	0.00 %			
				0.00	0.00	0.00 %	Taka Release : % of Allocation :	300.00 100.00 %	
471	3205-0083	Development of Site Services Residential Plot at Sadar Upazila in the District of Rajbari.	1,022.15 1,022.15 0.00	1.00 1.00 0.00	0.00 0.00 0.00	0.00 % 0.00 % 0.00 %	0.00 % 0.00 % 0.00 %	0.00 0.00 0.00 %	0.00 % 0.00 % 0.00 %
1-Jul-12	to 31-Dec-14	Non-Donor Project	0.00	0.00	0.00	0.00 %			
				0.00	0.00	0.00 %	Taka Release : % of Allocation :	0.00 0.00 %	



## Project-wise Implementation Status of the project under Ministry of Housing and Public Works

Reporting Period: July 2015 To June 2016

RADP:2015-16

(Taka in Lakh)

SI No.	Ministry/Division Name Agency Name Project Code and Name		Project Cost	Target and Progress			Cumulative Progress upto Reporting Period		
				Financial		Physical (% of Total Project) A) Target B) Progress	Fin. Total PA (% of Projects Cost)	Physical Progress in %	
				Allocation	Expenditure				
Implementation Period	Development Partner	A) Total B) Taka C) PA D) RPA	A) Total B) Taka C) PA D) RPA E) CDVAT	A) Total B) Taka C) PA D) RPA E) CDVAT	% of Allocation				
1	2	3	4	5	6	7	8	9	
472	3205-0084	Development of Residential Site and Services of Sadar Upazila of Dinajpur District.	1,003.00 1,003.00 0.00	2.00 2.00 0.00	0.00 0.00 0.00	0.00 % 0.00 % 0.00 %	31.00 % 0.00 % 0.00 %	0.00 0.00 0.00 %	0.00 %
1-Jul-13 to 30-Jun-18	Non-Donor Project		0.00	0.00	0.00	0.00 %		0.00	
				0.00	0.00	0.00 %	<b>Taka Release :</b>	0.00	
							<b>% of Allocation :</b>	0.00 %	
473	3205-0085	Development of 10-Storeyed Residential Plot of Chittagong Firojshah & Halihsahar Housing Estate.	9,158.00 9,158.00 0.00	1.00 1.00 0.00	0.00 0.00 0.00	0.00 % 0.00 % 0.00 %	0.00 % 0.00 % 0.00 %	0.00 0.00 0.00 %	0.00 %
1-Dec-13 to 30-Jun-16	Non-Donor Project		0.00	0.00	0.00	0.00 %		0.00	
				0.00	0.00	0.00 %	<b>Taka Release :</b>	0.00	
							<b>% of Allocation :</b>	0.00 %	
474	3205-0086	Plot Development of Fultala Upzilla of Khulna District.	2,899.04 2,899.04 0.00	2,000.00 2,000.00 0.00	1,931.72 1,931.72 0.00	96.59 % 96.59 % 0.00 %	50.00 % 45.00 % 0.00 %	1,931.72 0.00 66.63 %	45.00 %
1-Jul-13 to 30-Jun-16	Non-Donor Project		0.00	0.00	0.00	0.00 %		0.00	
				0.00	0.00	0.00 %	<b>Taka Release :</b>	1,931.72	
							<b>% of Allocation :</b>	96.59 %	

## Project-wise Implementation Status of the project under Ministry of Housing and Public Works

Reporting Period: July 2015 To June 2016

RADP:2015-16

(Taka in Lakh)

SI No.	Ministry/Division Name Agency Name Project Code and Name		Project Cost	Target and Progress			Cumulative Progress upto Reporting Period		
				Financial		Physical (% of Total Project) A) Target B) Progress	Fin. Total PA (% of Projects Cost)	Physical Progress in %	
				Allocation	Expenditure				
Implementation Period	Development Partner	A) Total B) Taka C) PA D) RPA	A) Total B) Taka C) PA D) RPA E) CDVAT	A) Total B) Taka C) PA D) RPA E) CDVAT	% of Allocation				
1	2	3	4	5	6	7	8	9	
475	3205-0091 Site & Services Residential Plot Development of Boufal Upazila of Patuakhali District.		841.54 841.54 0.00	2.00 2.00 0.00	0.00 0.00 0.00	0.00 % 0.00 % 0.00 %	50.00 % 0.00 % 0.00 %	0.00 0.00 0.00 %	0.00 %
1-Jan-14 to 31-Dec-16	Non-Donor Project		0.00	0.00	0.00	0.00 %			
			0.00	0.00	0.00	0.00 %	Taka Release : % of Allocation :	0.00 0.00 %	
476	3205-0092 Site & Services Residential Plot Development of Kalapara Upazilla of Patuakhali District.		783.75 783.75 0.00	2.00 2.00 0.00	0.00 0.00 0.00	0.00 % 0.00 % 0.00 %	0.00 % 0.00 % 0.00 %	0.00 0.00 0.00 %	0.00 %
1-Jan-14 to 31-Dec-15	Non-Donor Project		0.00	0.00	0.00	0.00 %			
			0.00	0.00	0.00	0.00 %	Taka Release : % of Allocation :	0.00 0.00 %	
477	3205-0093 Site & Services Residential Plot Development of Mirsarai Upazilla of Chittagong District.		3,743.33 3,743.33 0.00	200.00 200.00 0.00	168.73 168.73 0.00	84.37 % 84.37 % 0.00 %	50.00 % 40.00 % 0.00 %	3,051.73 0.00 81.52 %	45.00 %
1-Feb-14 to 31-Dec-15	Non-Donor Project		0.00	0.00	0.00	0.00 %			
			0.00	0.00	0.00	0.00 %	Taka Release : % of Allocation :	168.73 84.37 %	

## Project-wise Implementation Status of the project under Ministry of Housing and Public Works

Reporting Period: July 2015 To June 2016

RADP:2015-16

(Taka in Lakh)

SI No.	Ministry/Division Name Agency Name Project Code and Name		Project Cost	Target and Progress			Cumulative Progress upto Reporting Period		
				Financial		Physical (% of Total Project) A) Target B) Progress	Fin. Total PA (% of Projects Cost)	Physical Progress in %	
				Allocation	Expenditure				
Implementation Period	Development Partner	A) Total B) Taka C) PA D) RPA	A) Total B) Taka C) PA D) RPA E) CDVAT	A) Total B) Taka C) PA D) RPA E) CDVAT	% of Allocation	A) Target B) Progress	Fin. Total PA (% of Projects Cost)	Physical Progress in %	
1	2	3	4	5	6	7	8	9	
478	3205-0095	Development of Site & Services Residential Plot (190) for the Small & Medium Income People at Sadar Upazilla of Bhola District.	2,605.35 2,605.35 0.00	2.00 2.00 0.00	0.00 0.00 0.00	0.00 % 0.00 % 0.00 %	0.00 % 0.00 % 0.00 %	0.00 0.00 0.00 % 0.00 %	0.00 %
1-Jan-14 to 31-Dec-15	Non-Donor Project		0.00	0.00	0.00	0.00 %			
				0.00	0.00	0.00 %	<b>Taka Release :</b>	0.00	
							<b>% of Allocation :</b>	0.00 %	
479	3205-0096	Construction of 132 Residential Flats for the Govt. Officers at Lalmatia of Mohammedpur in Dhaka.	10,895.00 10,895.00 0.00	500.00 500.00 0.00	268.00 268.00 0.00	53.60 % 53.60 % 0.00 %	0.10 % 5.00 % 0.00 %	268.50 0.00 2.46 % 0.00 %	5.00 %
1-Nov-14 to 30-Jun-17	Non-Donor Project		0.00	0.00	0.00	0.00 %			
				0.00	0.00	0.00 %	<b>Taka Release :</b>	268.00	
							<b>% of Allocation :</b>	53.60 %	
480	3205-0102	Construction of Residential Flats (1040) in ten 14-storied building for the small & medium income people at Section-9 of Mirpur.	66,971.00 66,971.00 0.00	5,000.00 5,000.00 0.00	10,000.00 10,000.00 0.00	200.00 % 200.00 % 0.00 %	25.00 % 16.00 % 0.00 %	10,042.29 0.00 14.99 % 0.00 %	16.00 %
1-Mar-15 to 30-Jun-18	Non-Donor Project		0.00	0.00	0.00	0.00 %			
				0.00	0.00	0.00 %	<b>Taka Release :</b>	10,000.00	
							<b>% of Allocation :</b>	200.00 %	

## Project-wise Implementation Status of the project under Ministry of Housing and Public Works

Reporting Period: July 2015 To June 2016

RADP:2015-16

(Taka in Lakh)

SI No.	Ministry/Division Name Agency Name Project Code and Name		Project Cost	Target and Progress			Cumulative Progress upto Reporting Period		
				Financial		Physical (% of Total Project) A) Target B) Progress	Fin. Total PA (% of Projects Cost)	Physical Progress in %	
				Allocation	Expenditure				
Implementation Period	Development Partner	A) Total B) Taka C) PA D) RPA	A) Total B) Taka C) PA D) RPA E) CDVAT	A) Total B) Taka C) PA D) RPA E) CDVAT	% of Allocation				
1	2	3	4	5	6	7	8	9	
481	3205-0103	Improvement of sound services residential and commercial plot for the small & medium income people at Kismat Jafrabad Moza of Upazilla Mirsarai in Chittagong.	4,237.21 4,237.21 0.00	3,300.00 3,300.00 0.00	3,480.53 3,480.53 0.00	105.47 % 105.47 % 0.00 %	1.00 % 1.00 % 0.00 %	3,480.53 0.00 82.14 % 0.00 %	1.00 %
1-Apr-15 to 30-Jun-17	Non-Donor Project		0.00	0.00	0.00	0.00 %			
				0.00	0.00	0.00 %	<b>Taka Release :</b>	3,480.53	
					0.00	0.00 %	<b>% of Allocation :</b>	105.47 %	
482	3205-0104	Construction of Residential Building at Firozshah & Halishar Housing Estate in Chittagong.	13,798.26 13,798.26 0.00	1.00 1.00 0.00	0.00 0.00 0.00	0.00 % 0.00 % 0.00 %	0.00 % 0.00 % 0.00 %	0.00 0.00 0.00 % 0.00 %	0.00 %
1-Apr-15 to 30-Jun-17	Non-Donor Project		0.00	0.00	0.00	0.00 %			
				0.00	0.00	0.00 %	<b>Taka Release :</b>	0.00	
					0.00	0.00 %	<b>% of Allocation :</b>	0.00 %	
483	3205-0105	Construction of Residential 120 Flat at lalamatiyaya Newoaloni in Dhaka for Rehabilitation.	4,813.00 4,813.00 0.00	200.00 200.00 0.00	304.50 304.50 0.00	152.25 % 152.25 % 0.00 %	4.00 % 5.00 % 0.00 %	304.50 0.00 6.33 % 0.00 %	5.00 %
1-Jul-15 to 30-Jun-18	Non-Donor Project		0.00	0.00	0.00	0.00 %			
				0.00	0.00	0.00 %	<b>Taka Release :</b>	304.50	
					0.00	0.00 %	<b>% of Allocation :</b>	152.25 %	

## Project-wise Implementation Status of the project under Ministry of Housing and Public Works

Reporting Period: July 2015 To June 2016

RADP:2015-16

(Taka in Lakh)

SI No.	Ministry/Division Name Agency Name Project Code and Name		Project Cost	Target and Progress			Cumulative Progress upto Reporting Period		
				Allocation	Financial		Physical (% of Total Project) A) Target B) Progress	Fin. Total PA (% of Projects Cost)	Physical Progress in %
					Expenditure				
1	2	3	4	5	6	7	8	9	
	Implementation Period	Development Partner	A) Total B) Taka C) PA D) RPA	A) Total B) Taka C) PA D) RPA E) CDVAT	A) Total B) Taka C) PA D) RPA E) CDVAT	% of Allocation			
484	3205-0106	Development of Bangabandhu sub-city cum-residential area at Galachipa Upazila in Patuakhali District.	1,309.00 1,309.00 0.00 0.00	2.00 2.00 0.00 0.00	0.00 0.00 0.00 0.00	0.00 % 0.00 % 0.00 % 0.00 %	0.00 % 0.00 % 0.00 % 0.00 %	0.00 0.00 0.00 % 0.00 %	0.00 % 0.00 % 0.00 % 0.00 %
1-Jul-15	to 30-Jun-17	Non-Donor Project		0.00 0.00	0.00 0.00	0.00 % 0.00 %			
<b>Executing Agency Total</b>			378,845.80 378,027.80 818.00 0.00	25,808.00 25,743.00 65.00 0.00	33,274.33 33,216.33 58.00 0.00	128.93 % 129.03 % 89.23 % 0.00 %			
<b>Ministry Total</b>			4,005,248.58 3,892,062.58 113,186.00 500.00	389,221.53 377,706.53 11,515.00 1,200.00 0.00	470,492.18 459,181.92 11,310.26 1,200.00 0.00	120.88 % 121.57 % 98.22 % 100.00 % 0.00 %			
							<b>Taka Release :</b> <b>% of Allocation :</b>	0.00 0.00 %	
							<b>Taka Release :</b> <b>% of Allocation :</b>	33,216.33 129.03 %	
							<b>Taka Release :</b> <b>% of Allocation :</b>	459,760.42 121.72 %	

## Project-wise Implementation Status of the project under Ministry of Information

Reporting Period: July 2015 To June 2016

RADP:2015-16

(Taka in Lakh)

SI No.	Ministry/Division Name Agency Name Project Code and Name		Project Cost	Target and Progress			Cumulative Progress upto Reporting Period	
				Financial		Physical (% of Total Project) A) Target B) Progress	Fin. Total PA (% of Projects Cost)	Physical Progress in %
				Allocation	Expenditure			
Implementation Period	Development Partner	A) Total B) Taka C) PA D) RPA	A) Total B) Taka C) PA D) RPA E) CDVAT	A) Total B) Taka C) PA D) RPA E) CDVAT	% of Allocation			
1	2	3	4	5	6	7	8	9

## Ministry of Information

## Ministry's Own

485	3301-5013	Communication Programs for the Development of Women and Children.	20,225.00	1,575.00	1,872.73	118.90 %	8.00 %	7,566.90	37.00 %
			2,865.00	575.00	570.16	99.16 %	8.00 %	5,921.14	
			17,360.00	1,000.00	1,302.57	130.26 %		37.41 %	
			0.00	0.00	0.00	0.00 %		34.11 %	

1-Jul-12 to 30-Jun-17

Non-Donor Project

Taka Release :	575.00
% of Allocation :	100.00 %

486	3301-5014	Making a March Towards Universal Health Coverage in Bangladesh Training up Journalists and Capacitating PIB.	157.00	98.00	98.00	100.00 %	62.00 %	156.76	82.00 %
			0.00	0.00	0.00	0.00 %	62.00 %	156.76	
			157.00	98.00	98.00	100.00 %		99.85 %	
			0.00	0.00	0.00	0.00 %		99.85 %	

1-May-13 to 30-Jun-16

RF

Taka Release :	0.00
% of Allocation :	0.00 %

## Executing Agency Total

20,382.00	1,673.00	1,970.73	117.80 %
2,865.00	575.00	570.16	99.16 %
17,517.00	1,098.00	1,400.57	127.56 %
0.00	0.00	0.00	0.00 %
	0.00	0.00	0.00 %

Taka Release :	575.00
% of Allocation :	100.00 %

## Department of Films and Publications

## Project-wise Implementation Status of the project under Ministry of Information

Reporting Period: July 2015 To June 2016

RADP:2015-16

(Taka in Lakh)

SI No.	Ministry/Division Name Agency Name Project Code and Name		Project Cost	Target and Progress			Cumulative Progress upto Reporting Period		
				Allocation	Financial		Physical (% of Total Project) A) Target B) Progress	Fin. Total PA (% of Projects Cost)	Physical Progress in %
					A) Total B) Taka C) PA D) RPA E) CDVAT	A) Total B) Taka C) PA D) RPA E) CDVAT			
1	2	3	4	5	6	7	8	9	
487	3333-5014	Construction of anTotthya Bhaban.	6,073.65 6,073.65 0.00 0.00	950.00 950.00 0.00 0.00	947.30 947.30 0.00 0.00	99.72 % 99.72 % 0.00 % 0.00 %	16.00 % 16.00 % 17.52 % 0.00 %	1,064.09 0.00 17.52 % 0.00 %	34.38 %
1-Jul-13	to 30-Jun-16	Non-Donor Project	0.00	0.00	0.00	0.00 %			
							<b>Taka Release :</b>	950.00	
							<b>% of Allocation :</b>	100.00 %	
<b>Executing Agency Total</b>			6,073.65 6,073.65 0.00 0.00	950.00 950.00 0.00 0.00	947.30 947.30 0.00 0.00	99.72 % 99.72 % 0.00 % 0.00 %			
							<b>Taka Release :</b>	950.00	
							<b>% of Allocation :</b>	100.00 %	
<b>Bangladesh Betar</b>									
488	3351-5015	Shifting, Construction & Modernization of Bangladesh Betar, Shahbag Complex at Agargaon, Dhaka. (1st Phase) (Revised)	8,874.07 8,874.07 0.00 0.00	4,213.00 4,213.00 0.00 0.00	4,099.33 4,099.33 0.00 0.00	97.30 % 97.30 % 0.00 % 0.00 %	46.00 % 46.00 % 72.98 % 0.00 %	6,476.33 0.00 72.98 % 0.00 %	73.00 %
1-Jul-12	to 30-Jun-17	Non-Donor Project	0.00	0.00	0.00	0.00 %			
							<b>Taka Release :</b>	4,100.00	
							<b>% of Allocation :</b>	97.32 %	

## Project-wise Implementation Status of the project under Ministry of Information

Reporting Period: July 2015 To June 2016

RADP:2015-16

(Taka in Lakh)

SI No.	Ministry/Division Name Agency Name Project Code and Name		Project Cost	Target and Progress			Cumulative Progress upto Reporting Period		
				Financial		Physical (% of Total Project) A) Target B) Progress	Fin. Total PA (% of Projects Cost)	Physical Progress in %	
				Allocation	Expenditure				
Implementation Period	Development Partner	A) Total B) Taka C) PA D) RPA	A) Total B) Taka C) PA D) RPA E) CDVAT	A) Total B) Taka C) PA D) RPA E) CDVAT	% of Allocation	A) Target B) Progress	8	9	
1	2	3	4	5	6	7	8	9	
489	3351-5014	Establishment of self contained 10 K.W. FM Radio Stations at Mymensingh and Gopalganj of Bangladesh Radio.	7,631.00 7,631.00 0.00	1,475.00 1,475.00 0.00	1,431.87 1,431.87 0.00	97.08 % 97.08 % 0.00 %	20.00 % 20.00 % 0.00 %	2,878.87 0.00 37.73 % 0.00 %	37.00 %
1-Jul-12 to 30-Jun-16	Non-Donor Project		0.00	0.00	0.00	0.00 %			
				0.00	0.00	0.00 %	<b>Taka Release :</b> <b>% of Allocation :</b>	1,475.00 100.00 %	
<b>Executing Agency Total</b>			16,505.07 16,505.07 0.00 0.00	5,688.00 5,688.00 0.00 100.00	5,531.20 5,531.20 0.00 0.00	97.24 % 97.24 % 0.00 % 0.00 %	<b>Taka Release :</b> <b>% of Allocation :</b>	5,575.00 98.01 %	
<b>Bangladesh Film Archives</b>									
490	3373-5020	Construction of Bangladesh Films Archives Bhaban (Revised).	8,675.00 8,675.00 0.00	2,000.00 2,000.00 0.00	1,984.92 1,984.92 0.00	99.25 % 99.25 % 0.00 %	23.05 % 22.88 % 0.00 %	8,094.91 0.00 93.31 % 0.00 %	93.31 %
1-Jul-11 to 30-Jun-17	Non-Donor Project		0.00	0.00	0.00	0.00 %			
				20.00	0.00	0.00 %	<b>Taka Release :</b> <b>% of Allocation :</b>	2,000.00 100.00 %	



## Project-wise Implementation Status of the project under Ministry of Information

Reporting Period: July 2015 To June 2016

RADP:2015-16

(Taka in Lakh)

SI No.	Ministry/Division Name Agency Name Project Code and Name		Project Cost	Target and Progress			Cumulative Progress upto Reporting Period		
				Allocation	Financial		Physical (% of Total Project) A) Target B) Progress	Fin. Total PA (% of Projects Cost)	Physical Progress in %
					A) Total B) Taka C) PA D) RPA E) CDVAT	A) Total B) Taka C) PA D) RPA E) CDVAT			
1	2	3	4	5	6	7	8	9	

<b>Executing Agency Total</b>	8,675.00	2,000.00	1,984.92	99.25 %	<b>Taka Release :</b>	2,000.00
	8,675.00	2,000.00	1,984.92	99.25 %	<b>% of Allocation :</b>	100.00 %
	0.00	0.00	0.00	0.00 %		
	0.00	0.00	0.00	0.00 %		
		20.00	0.00	0.00 %		

**Bangladesh Film Development Corporation (BFDC)**

491	3305-7000	Modernization and Extension of BFDC. (Revised)	5,860.00	1,500.00	1,449.00	96.60 %	25.00 %	4,809.00	82.00 %
			5,860.00	1,500.00	1,449.00	96.60 %	25.00 %	0.00	
			0.00	0.00	0.00	0.00 %		82.06 %	
			0.00	0.00	0.00	0.00 %		0.00 %	
1-Jan-12	to 31-Dec-16	Non-Donor Project		0.00	0.00	0.00 %			
				51.00	0.00	0.00 %	<b>Taka Release :</b>	1,449.00	
							<b>% of Allocation :</b>	96.60 %	
492	3305-5020	Bangabandhu Film City (Phase-1)	1,980.00	100.00	95.00	95.00 %	5.00 %	95.00	5.00 %
			1,980.00	100.00	95.00	95.00 %	5.00 %	0.00	
			0.00	0.00	0.00	0.00 %		4.80 %	
			0.00	0.00	0.00	0.00 %		0.00 %	
1-Oct-15	to 30-Jun-17	Non-Donor Project		0.00	0.00	0.00 %			
				0.00	0.00	0.00 %	<b>Taka Release :</b>	100.00	
							<b>% of Allocation :</b>	100.00 %	

## Project-wise Implementation Status of the project under Ministry of Information

Reporting Period: July 2015 To June 2016

RADP:2015-16

(Taka in Lakh)

SI No.	Ministry/Division Name Agency Name Project Code and Name		Project Cost	Target and Progress			Cumulative Progress upto Reporting Period		
				Financial		Physical (% of Total Project) A) Target B) Progress	Fin. Total PA (% of Projects Cost)	Physical Progress in %	
	Allocation	Expenditure							
	Implementation Period	Development Partner	A) Total B) Taka C) PA D) RPA	A) Total B) Taka C) PA D) RPA E) CDVAT	A) Total B) Taka C) PA D) RPA E) CDVAT	% of Allocation			
	1	2	3	4	5	6	7	8	9

<b>Executing Agency Total</b>	7,840.00	1,600.00	1,544.00	96.50 %	<b>Taka Release :</b> 1,549.00 <b>% of Allocation :</b> 96.81 %
	7,840.00	1,600.00	1,544.00	96.50 %	
	0.00	0.00	0.00	0.00 %	
	0.00	0.00	0.00	0.00 %	
		51.00	0.00	0.00 %	
<b>Ministry Total</b>	59,475.72	11,911.00	11,978.15	100.56 %	<b>Taka Release :</b> 10,649.00 <b>% of Allocation :</b> 98.48 %
	41,958.72	10,813.00	10,577.58	97.82 %	
	17,517.00	1,098.00	1,400.57	127.56 %	
	0.00	0.00	0.00	0.00 %	
		171.00	0.00	0.00 %	

## Project-wise Implementation Status of the project under Ministry of Cultural Affairs

Reporting Period: July 2015 To June 2016

RADP:2015-16

(Taka in Lakh)

SI No.	Ministry/Division Name Agency Name Project Code and Name		Project Cost	Target and Progress			Cumulative Progress upto Reporting Period	
				Financial		Physical (% of Total Project) A) Target B) Progress	Fin. Total PA (% of Projects Cost)	Physical Progress in %
				Allocation	Expenditure			
Implementation Period	Development Partner	A) Total B) Taka C) PA D) RPA	A) Total B) Taka C) PA D) RPA E) CDVAT	A) Total B) Taka C) PA D) RPA E) CDVAT	% of Allocation			
1	2	3	4	5	6	7	8	9

## Ministry of Cultural Affairs

## Department of Archaeology

493	3431-5010	South Asian Tourism Infrastructure Development Project.	11,580.00	3,500.00	3,387.05	96.77 %	30.00 %	8,194.39	65.00 %
			2,700.00	600.00	595.02	99.17 %	15.00 %	6,975.30	
			8,880.00	2,900.00	2,792.03	96.28 %		70.76 %	
1-Jan-10 to 31-Dec-16	ADB		8,880.00	2,750.00	2,750.00	100.00 %		78.55 %	
				0.00	0.00	0.00 %			
							<b>Taka Release :</b>	600.00	
							<b>% of Allocation :</b>	100.00 %	

## Executing Agency Total

11,580.00	3,500.00	3,387.05	96.77 %
2,700.00	600.00	595.02	99.17 %
8,880.00	2,900.00	2,792.03	96.28 %
8,880.00	2,750.00	2,750.00	100.00 %
	0.00	0.00	0.00 %

<b>Taka Release :</b>	600.00
<b>% of Allocation :</b>	100.00 %

## Department of Public Libraries

494	3435-5011	Development of the Public Library in Six Districts.	4,953.00	1,307.00	1,200.53	91.85 %	7.00 %	1,200.53	5.00 %
			4,953.00	1,307.00	1,200.53	91.85 %	5.00 %	0.00	
			0.00	0.00	0.00	0.00 %		24.24 %	
1-Jan-15 to 30-Jun-17	Non-Donor Project		0.00	0.00	0.00	0.00 %		0.00 %	
				0.00	0.00	0.00 %			
							<b>Taka Release :</b>	1,307.00	
							<b>% of Allocation :</b>	100.00 %	

## Project-wise Implementation Status of the project under Ministry of Cultural Affairs

Reporting Period: July 2015 To June 2016

RADP:2015-16

(Taka in Lakh)

SI No.	Ministry/Division Name Agency Name Project Code and Name		Project Cost	Target and Progress			Cumulative Progress upto Reporting Period	
				Financial		Physical (% of Total Project) A) Target B) Progress	Fin. Total PA (% of Projects Cost)	Physical Progress in %
				Allocation	Expenditure			
Implementation Period	Development Partner	A) Total B) Taka C) PA D) RPA	A) Total B) Taka C) PA D) RPA E) CDVAT	A) Total B) Taka C) PA D) RPA E) CDVAT	% of Allocation			
1	2	3	4	5	6	7	8	9

**Executing Agency Total**

4,953.00	1,307.00	1,200.53	91.85 %
4,953.00	1,307.00	1,200.53	91.85 %
0.00	0.00	0.00	0.00 %
0.00	0.00	0.00	0.00 %
	0.00	0.00	0.00 %

<b>Taka Release :</b>	1,307.00
<b>% of Allocation :</b>	100.00 %

**Bangla Academy**

495	3405-5012	Construction of Bangla Academy Staff Quarters.	5,299.00	242.00	241.63	99.85 %	40.00 %	5,299.00	100.00 %
			5,299.00	242.00	241.63	99.85 %	40.00 %	0.00	
			0.00	0.00	0.00	0.00 %		100.00 %	
			0.00	0.00	0.00	0.00 %		0.00 %	

1-Jan-13 to 31-Dec-15

Non-Donor Project

0.00	0.00	0.00	0.00 %
	0.00	0.00	0.00 %

<b>Taka Release :</b>	241.95
<b>% of Allocation :</b>	99.98 %

**Executing Agency Total**

5,299.00	242.00	241.63	99.85 %
5,299.00	242.00	241.63	99.85 %
0.00	0.00	0.00	0.00 %
0.00	0.00	0.00	0.00 %
	0.00	0.00	0.00 %

<b>Taka Release :</b>	241.95
<b>% of Allocation :</b>	99.98 %

**Bangladesh National Museum**

## Project-wise Implementation Status of the project under Ministry of Cultural Affairs

Reporting Period: July 2015 To June 2016

RADP:2015-16

(Taka in Lakh)

SI No.	Ministry/Division Name Agency Name Project Code and Name		Project Cost	Target and Progress				Cumulative Progress upto Reporting Period	
				Financial			Physical (% of Total Project) A) Target B) Progress	Fin. Total PA (% of Projects Cost)	Physical Progress in %
	Allocation	Expenditure		%					
		A) Total B) Taka C) PA D) RPA E) CDVAT			A) Total B) Taka C) PA D) RPA E) CDVAT	% of Allocation			
1	2	3	4	5	6	7	8	9	
496	3405-5011	Construction of Journalist Kangal Horinath Museum, Kushthia.	735.00	97.00	11.80	12.16 %	25.00 %	676.61	99.99 %
			735.00	97.00	11.80	12.16 %	25.00 %	0.00	
			0.00	0.00	0.00	0.00 %		92.06 %	
			0.00	0.00	0.00	0.00 %		0.00 %	
1-Jul-12	to 30-Jun-16	Non-Donor Project	0.00	0.00	0.00	0.00 %			
			0.00	0.00	0.00	0.00 %			
								<b>Taka Release :</b>	48.92
								<b>% of Allocation :</b>	50.43 %
		<b>Executing Agency Total</b>	735.00	97.00	11.80	12.16 %		<b>Taka Release :</b>	48.92
			735.00	97.00	11.80	12.16 %		<b>% of Allocation :</b>	50.43 %
			0.00	0.00	0.00	0.00 %			
			0.00	0.00	0.00	0.00 %			
<b>Bangladesh Shilpakala Academy</b>									
497	3405-7210	Training on Fine and Performing Arts (2nd Phase).	2,831.79	1.00	0.00	0.00 %	0.00 %	0.00	0.00 %
			2,831.79	1.00	0.00	0.00 %	0.00 %	0.00	
			0.00	0.00	0.00	0.00 %		0.00 %	
			0.00	0.00	0.00	0.00 %		0.00 %	
1-Jul-06	to 30-Jun-09	Non-Donor Project	0.00	0.00	0.00	0.00 %			
			0.00	0.00	0.00	0.00 %			
								<b>Taka Release :</b>	0.00
								<b>% of Allocation :</b>	0.00 %

## Project-wise Implementation Status of the project under Ministry of Cultural Affairs

Reporting Period: July 2015 To June 2016

RADP:2015-16

(Taka in Lakh)

SI No.	Ministry/Division Name Agency Name Project Code and Name		Project Cost	Target and Progress			Cumulative Progress upto Reporting Period		
				Financial		Physical (% of Total Project) A) Target B) Progress	Fin. Total PA (% of Projects Cost)	Physical Progress in %	
				Allocation	Expenditure				
Implementation Period	Development Partner	A) Total B) Taka C) PA D) RPA	A) Total B) Taka C) PA D) RPA E) CDVAT	A) Total B) Taka C) PA D) RPA E) CDVAT	% of Allocation				
1	2	3	4	5	6	7	8	9	
498	3405-5013	Construction of a Cultural Academy for Ethnic Minority of Haluaghat, Dinajpur and Naogaon Districts.	2,374.00 2,374.00 0.00	1,000.00 1,000.00 0.00	995.00 995.00 0.00	99.50 % 99.50 % 0.00 %	42.00 % 41.50 % 0.00 %	1,368.00 0.00 57.62 % 0.00 %	56.50 %
1-Mar-13 to 30-Jun-16	Non-Donor Project		0.00	0.00	0.00	0.00 %			
				0.00	0.00	0.00 %	<b>Taka Release :</b> <b>% of Allocation :</b>	1,000.00 100.00 %	
499	3405-5014	Construction of Divisional and Zilla Shipakala Academies.	19,357.00 19,357.00 0.00	2,111.00 2,111.00 0.00	1,665.00 1,665.00 0.00	78.87 % 78.87 % 0.00 %	40.00 % 38.00 % 0.00 %	2,278.81 0.00 11.77 % 0.00 %	43.00 %
1-Jan-14 to 30-May-17	Non-Donor Project		0.00	0.00	0.00	0.00 %			
				0.00	0.00	0.00 %	<b>Taka Release :</b> <b>% of Allocation :</b>	2,111.00 100.00 %	
500	3405-5016	Renewal, Renovation and Repairs Arts Academy in 15 District .	4,055.00 0.00 4,055.00 0.00	1,000.00 1,000.00 0.00 0.00	997.00 997.00 0.00 0.00	99.70 % 99.70 % 0.00 % 0.00 %	35.00 % 35.00 % 0.00 % 0.00 %	997.00 0.00 24.59 % 0.00 %	70.00 %
1-Jan-15 to 31-Dec-16	Non-Donor Project		0.00	0.00	0.00	0.00 %			
				0.00	0.00	0.00 %	<b>Taka Release :</b> <b>% of Allocation :</b>	1,000.00 100.00 %	

## Project-wise Implementation Status of the project under Ministry of Cultural Affairs

Reporting Period: July 2015 To June 2016

RADP:2015-16

(Taka in Lakh)

SI No.	Ministry/Division Name Agency Name Project Code and Name		Project Cost	Target and Progress			Cumulative Progress upto Reporting Period		
				Financial		Physical (% of Total Project) A) Target B) Progress	Fin. Total PA (% of Projects Cost)	Physical Progress in %	
	Allocation	Expenditure							
	Implementation Period	Development Partner	A) Total B) Taka C) PA D) RPA	A) Total B) Taka C) PA D) RPA E) CDVAT	A) Total B) Taka C) PA D) RPA E) CDVAT	% of Allocation			
	1	2	3	4	5	6	7	8	9

**Executing Agency Total**

28,617.79	4,112.00	3,657.00	88.93 %
24,562.79	4,112.00	3,657.00	88.93 %
4,055.00	0.00	0.00	0.00 %
0.00	0.00	0.00	0.00 %
	0.00	0.00	0.00 %

<b>Taka Release :</b>	4,111.00
<b>% of Allocation :</b>	<b>99.98 %</b>

**Tribal Cultural Institute, Bandarban**

501	3405-7040	Establishment of Regional Center of Bandarban Khudra Nri-Gosthir Sangskritik Institute at Ruma upazila	697.00	240.30	167.69	69.78 %	44.00 %	719.01	100.00 %
			697.00	240.30	167.69	69.78 %	44.00 %	0.00	
			0.00	0.00	0.00	0.00 %		103.16 %	
			0.00	0.00	0.00	0.00 %		0.00 %	

1-Jan-11 to 30-Jun-15

Non-Donor Project

0.00	0.00	0.00	0.00 %
	0.00	0.00	0.00 %

<b>Taka Release :</b>	240.30
<b>% of Allocation :</b>	<b>100.00 %</b>

**Executing Agency Total**

697.00	240.30	167.69	69.78 %
697.00	240.30	167.69	69.78 %
0.00	0.00	0.00	0.00 %
0.00	0.00	0.00	0.00 %
	0.00	0.00	0.00 %

<b>Taka Release :</b>	240.30
<b>% of Allocation :</b>	<b>100.00 %</b>

**Bishwo Shahitto Kendro**

## Project-wise Implementation Status of the project under Ministry of Cultural Affairs

Reporting Period: July 2015 To June 2016

RADP:2015-16

(Taka in Lakh)

SI No.	Ministry/Division Name Agency Name Project Code and Name		Project Cost	Target and Progress			Cumulative Progress upto Reporting Period		
				Financial			Physical (% of Total Project) A) Target B) Progress	Fin. Total PA (% of Projects Cost)	Physical Progress in %
				Allocation	Expenditure				
					A) Total B) Taka C) PA D) RPA E) CDVAT	A) Total B) Taka C) PA D) RPA E) CDVAT			
1	2	3	4	5	6	7	8	9	
502	3405-5015	Expansion of Mobile Library Program of Bishwo Shahitto Kendro.	1,904.00	650.00	650.00	100.00 %	65.00 %	858.90	75.00%
			1,904.00	650.00	650.00	100.00 %	60.00 %	0.00	
			0.00	0.00	0.00	0.00 %		45.11 %	
			0.00	0.00	0.00	0.00 %		0.00 %	
1-Jul-14	to 31-Dec-16	<b>Non-Donor Project</b>							
							<b>Taka Release :</b>	650.00	
							<b>% of Allocation :</b>		100.00 %
<b>Executing Agency Total</b>			1,904.00	650.00	650.00	100.00 %	<b>Taka Release :</b>	650.00	
			1,904.00	650.00	650.00	100.00 %	<b>% of Allocation :</b>		100.00 %
			0.00	0.00	0.00	0.00 %			
			0.00	0.00	0.00	0.00 %			
<b>Ministry Total</b>			53,785.79	10,148.30	9,315.70	91.80 %	<b>Taka Release :</b>	7,199.17	
			40,850.79	7,248.30	6,523.67	90.00 %	<b>% of Allocation :</b>		99.32 %
			12,935.00	2,900.00	2,792.03	96.28 %			
			8,880.00	2,750.00	2,750.00	100.00 %			
				0.00	0.00	0.00 %			



## Project-wise Implementation Status of the project under Ministry of Religious Affairs

Reporting Period: July 2015 To June 2016

RADP:2015-16

(Taka in Lakh)

SI No.	Ministry/Division Name Agency Name Project Code and Name		Project Cost	Target and Progress			Cumulative Progress upto Reporting Period	
				Financial		Physical (% of Total Project) A) Target B) Progress	Fin. Total PA (% of Projects Cost)	Physical Progress in %
				Allocation	Expenditure			
Implementation Period	Development Partner	A) Total B) Taka C) PA D) RPA	A) Total B) Taka C) PA D) RPA E) CDVAT	A) Total B) Taka C) PA D) RPA E) CDVAT	% of Allocation			
1	2	3	4	5	6	7	8	9

**Ministry of Religious Affairs**  
**Islamic Foundation**

503	3505-5011	Expansion and Strengthening of Masjid Libraries.	1,874.00	600.00	599.00	99.83 %	28.50 %	1,188.30	71.70 %
			1,874.00	600.00	599.00	99.83 %	28.50 %	0.00	
			0.00	0.00	0.00	0.00 %		63.41 %	
			0.00	0.00	0.00	0.00 %		0.00 %	
1-Jul-12	to 30-Jun-17	Non-Donor Project	0.00	0.00	0.00	0.00 %			
				0.00	0.00	0.00 %		<b>Taka Release :</b>	600.00
								<b>% of Allocation :</b>	100.00 %
504	3505-5014	Mosque Based Child and Mass Literacy Program (6th Phase).	150,593.00	25,576.00	25,536.09	99.84 %	15.00 %	34,171.09	27.00 %
			150,593.00	25,576.00	25,536.09	99.84 %	15.00 %	0.00	
			0.00	0.00	0.00	0.00 %		22.69 %	
			0.00	0.00	0.00	0.00 %		0.00 %	
1-Jan-15	to 31-Dec-19	Non-Donor Project	0.00	0.00	0.00	0.00 %			
				0.00	0.00	0.00 %		<b>Taka Release :</b>	25,576.00
								<b>% of Allocation :</b>	100.00 %
<b>Executing Agency Total</b>			152,467.00	26,176.00	26,135.09	99.84 %		<b>Taka Release :</b>	26,176.00
			152,467.00	26,176.00	26,135.09	99.84 %		<b>% of Allocation :</b>	100.00 %
			0.00	0.00	0.00	0.00 %			
			0.00	0.00	0.00	0.00 %			

**Hindu Religion Welfare Trust (HRWT)**

## Project-wise Implementation Status of the project under Ministry of Religious Affairs

Reporting Period: July 2015 To June 2016

RADP:2015-16

(Taka in Lakh)

SI No.	Ministry/Division Name Agency Name Project Code and Name		Project Cost	Target and Progress			Cumulative Progress upto Reporting Period		
				Financial		Physical (% of Total Project) A) Target B) Progress	Fin. Total PA (% of Projects Cost)	Physical Progress in %	
				Allocation	Expenditure				
Implementation Period	Development Partner	A) Total B) Taka C) PA D) RPA	A) Total B) Taka C) PA D) RPA E) CDVAT	A) Total B) Taka C) PA D) RPA E) CDVAT	% of Allocation				
1	2	3	4	5	6	7	8	9	
505	3505-5012	Temple Based Child and Mass Literacy Program (4th Phase).	9,931.00 9,931.00 0.00	3,300.00 3,300.00 0.00	3,282.00 3,282.00 0.00	99.45 % 99.45 % 0.00 %	34.37 % 34.37 % 0.00 %	5,907.00 0.00 59.48 % 0.00 %	67.66 %
1-Jul-14	to 30-Jun-17	Non-Donor Project	0.00	0.00	0.00	0.00 %			
				0.00	0.00	0.00 %	<b>Taka Release :</b> <b>% of Allocation :</b>	3,300.00 100.00 %	
506	3505-5015	Strengthening the Religious and Socio-economic Capacity of Purohit & Sebait.	1,500.00 1,500.00 0.00	317.00 317.00 0.00	173.58 173.58 0.00	54.76 % 54.76 % 0.00 %	22.00 % 12.00 % 0.00 %	252.75 0.00 16.85 % 0.00 %	17.00 %
1-Jan-15	to 31-Dec-17	Non-Donor Project	0.00	0.00	0.00	0.00 %			
				0.00	0.00	0.00 %	<b>Taka Release :</b> <b>% of Allocation :</b>	300.00 94.64 %	
<b>Executing Agency Total</b>			11,431.00 11,431.00 0.00 0.00	3,617.00 3,617.00 0.00 0.00	3,455.58 3,455.58 0.00 0.00	95.54 % 95.54 % 0.00 % 0.00 %	<b>Taka Release :</b> <b>% of Allocation :</b>	3,600.00 99.53 %	

**Buddist Religious Welfare Trust**

**Project-wise Implementation Status of the project under Ministry of Religious Affairs**

Reporting Period: July 2015 To June 2016

RADP:2015-16

(Taka in Lakh)

SI No.	Ministry/Division Name Agency Name Project Code and Name		Project Cost	Target and Progress				Cumulative Progress upto Reporting Period		
				Allocation	Financial			Physical (% of Total Project) A) Target B) Progress	Fin. Total PA (% of Projects Cost)	Physical Progress in %
					Expenditure					
					A) Total B) Taka C) PA D) RPA E) CDVAT	A) Total B) Taka C) PA D) RPA E) CDVAT	% of Allocation			
1	2	3	4	5	6	7	8	9		
507	3505-5013	Pagoda Based Pre-Primary Education Project.	303.00	90.00	89.94	99.93 %	29.68 %	119.99	49.80 %	
			303.00	90.00	89.94	99.93 %	29.68 %	0.00		
			0.00	0.00	0.00	0.00 %		39.60 %		
			0.00	0.00	0.00	0.00 %		0.00 %		
1-Jan-15	to 31-Dec-17	Non-Donor Project								
								Taka Release :	90.00	
								% of Allocation :	100.00 %	
	<b>Executing Agency Total</b>		303.00	90.00	89.94	99.93 %		Taka Release :	90.00	
			303.00	90.00	89.94	99.93 %		% of Allocation :	100.00 %	
			0.00	0.00	0.00	0.00 %				
			0.00	0.00	0.00	0.00 %				
	<b>Ministry Total</b>		164,201.00	29,883.00	29,680.61	99.32 %		Taka Release :	29,866.00	
			164,201.00	29,883.00	29,680.61	99.32 %		% of Allocation :	99.94 %	
			0.00	0.00	0.00	0.00 %				
			0.00	0.00	0.00	0.00 %				
				0.00	0.00	0.00 %				

## Project-wise Implementation Status of the project under Ministry of Youth and Sports

Reporting Period: July 2015 To June 2016

RADP:2015-16

(Taka in Lakh)

SI No.	Ministry/Division Name Agency Name Project Code and Name		Project Cost	Target and Progress			Cumulative Progress upto Reporting Period	
				Financial		Physical (% of Total Project) A) Target B) Progress	Fin. Total PA (% of Projects Cost)	Physical Progress in %
				Allocation	Expenditure			
Implementation Period	Development Partner	A) Total B) Taka C) PA D) RPA	A) Total B) Taka C) PA D) RPA E) CDVAT	A) Total B) Taka C) PA D) RPA E) CDVAT	% of Allocation			
1	2	3	4	5	6	7	8	9

## Ministry of Youth and Sports

## Department of Youth Development

508	3640-5110	Establishment of New Youth Training Centre in 11 Rest of the Districts (2nd Revised).	21,450.45 21,450.45 0.00 0.00	2,500.00 2,500.00 0.00 0.00	2,406.65 2,406.65 0.00 0.00	96.27 % 96.27 % 0.00 % 0.00 %	11.65 % 11.22 % 61.39 % 0.00 %	13,167.63 0.00 61.39 % 0.00 %	61.39%
1-Jul-10	to 30-Jun-18	Non-Donor Project						Taka Release : % of Allocation :	2,449.80 97.99 %
509	3640-5150	Strengthening Training Programme at Upazilla Level for Creation of Employment and Self-employment (Revised).	10,582.61 10,582.61 0.00 0.00	2,366.00 2,366.00 0.00 0.00	2,338.98 2,338.98 0.00 0.00	98.86 % 98.86 % 0.00 % 0.00 %	22.36 % 22.10 % 66.85 % 0.00 %	7,074.00 0.00 66.85 % 0.00 %	66.84%
1-Jan-12	to 31-Dec-17	Non-Donor Project						Taka Release : % of Allocation :	2,366.00 100.00 %
510	3640-5160	Employment of Unemployed Youth of 7 Districts of North Bengal and Creation of Self-employment Facilities (2nd Revised).	6,496.14 6,496.14 0.00 0.00	1,195.00 1,195.00 0.00 0.00	1,181.98 1,181.98 0.00 0.00	98.91 % 98.91 % 0.00 % 0.00 %	18.00 % 18.00 % 99.80 % 0.00 %	6,483.11 0.00 99.80 % 0.00 %	100.00%
1-Feb-12	to 30-Jun-16	Non-Donor Project						Taka Release : % of Allocation :	1,195.00 100.00 %

## Project-wise Implementation Status of the project under Ministry of Youth and Sports

Reporting Period: July 2015 To June 2016

RADP:2015-16

(Taka in Lakh)

SI No.	Ministry/Division Name Agency Name Project Code and Name		Project Cost	Target and Progress			Cumulative Progress upto Reporting Period		
				Financial		Physical (% of Total Project) A) Target B) Progress	Fin. Total PA (% of Projects Cost)	Physical Progress in %	
				Allocation	Expenditure				
Implementation Period	Development Partner	A) Total B) Taka C) PA D) RPA	A) Total B) Taka C) PA D) RPA E) CDVAT	A) Total B) Taka C) PA D) RPA E) CDVAT	% of Allocation				
1	2	3	4	5	6	7	8	9	
511	3640-5013 Innovative Management of Resource for Poverty Alleviation through Comprehensive Technology (IMPACT) (2nd phase) (Revised).		5,121.78 5,121.78 0.00	1,348.00 1,348.00 0.00	1,341.69 1,341.69 0.00	99.53 % 99.53 % 0.00 %	26.32 % 26.20 % 0.00 %	1,730.45 0.00 33.79 % 0.00 %	33.79 %
1-Jan-14 to 30-Jun-18	Non-Donor Project		0.00	0.00	0.00	0.00 %			
				0.00	0.00	0.00 %	<b>Taka Release :</b> <b>% of Allocation :</b>	1,348.00 100.00 %	
512	3640-5022 Technology Empowerment Centre on Wheels for Underprivileged Rural Young People of Bangladesh (TECUYB).		2,020.00 20.00 2,000.00 0.00	873.00 873.00 0.00 0.00	792.00 792.00 0.00 0.00	90.72 % 90.72 % 0.00 % 0.00 %	43.65 % 39.61 % 0.00 % 0.00 %	792.00 0.00 39.21 % 0.00 %	39.61 %
1-Jan-15 to 31-Dec-19	DRGA		0.00	0.00	0.00	0.00 %			
				0.00	0.00	0.00 %	<b>Taka Release :</b> <b>% of Allocation :</b>	858.50 98.34 %	
513	3640-5019 Strengthening and Modernization of Sheikh Hasina National Youth Center.		2,090.00 2,090.00 0.00 0.00	641.00 641.00 0.00 0.00	633.87 633.87 0.00 0.00	98.89 % 98.89 % 0.00 % 0.00 %	30.68 % 30.34 % 0.00 % 0.00 %	656.90 0.00 31.43 % 0.00 %	31.44 %
1-Mar-15 to 31-Dec-19	Non-Donor Project		0.00	0.00	0.00	0.00 %			
				0.00	0.00	0.00 %	<b>Taka Release :</b> <b>% of Allocation :</b>	641.00 100.00 %	

## Project-wise Implementation Status of the project under Ministry of Youth and Sports

Reporting Period: July 2015 To June 2016

RADP:2015-16

(Taka in Lakh)

SI No.	Ministry/Division Name Agency Name Project Code and Name		Project Cost	Target and Progress			Cumulative Progress upto Reporting Period	
				Financial		Physical (% of Total Project) A) Target B) Progress	Fin. Total PA (% of Projects Cost)	Physical Progress in %
				Allocation	Expenditure			
Implementation Period	Development Partner	A) Total B) Taka C) PA D) RPA	A) Total B) Taka C) PA D) RPA E) CDVAT	A) Total B) Taka C) PA D) RPA E) CDVAT	% of Allocation			
1	2	3	4	5	6	7	8	9

<b>Executing Agency Total</b>	47,760.98	8,923.00	8,695.17	97.45 %	<b>Taka Release :</b>	8,858.30
	45,760.98	8,923.00	8,695.17	97.45 %	<b>% of Allocation :</b>	<b>99.27 %</b>
	2,000.00	0.00	0.00	0.00 %		
	0.00	0.00	0.00	0.00 %		
		0.00	0.00	0.00 %		

**Bangladesh Krira Shiksha Pratisthan**

514	3605-5033	Extensive Training Tjrough Talent Hunt Program at Grass Root level and Modernization of Sports Fasilitites at BKSP.	4,184.00	1,811.00	1,806.95	99.78 %	43.28 %	1,856.24	43.19%
			4,184.00	1,811.00	1,806.95	99.78 %	43.19 %	0.00	
			0.00	0.00	0.00	0.00 %		44.37 %	
			0.00	0.00	0.00	0.00 %		0.00 %	

1-Jan-15	to 31-Dec-17	<b>Non-Donor Project</b>	0.00	0.00	0.00	0.00 %			
				0.00	0.00	0.00 %			
					0.00	0.00 %	<b>Taka Release :</b>	1,811.00	
							<b>% of Allocation :</b>	100.00 %	

515	3605-5034	Establishment of Sports School under BKSP at Chittagong and Rajshahi.	8,767.00	1,206.00	1,162.49	96.39 %	13.76 %	1,162.49	13.49%
			8,767.00	1,206.00	1,162.49	96.39 %	13.49 %	0.00	
			0.00	0.00	0.00	0.00 %		13.26 %	
			0.00	0.00	0.00	0.00 %		0.00 %	

1-Jul-14	to 30-Jun-17	<b>Non-Donor Project</b>	0.00	0.00	0.00	0.00 %			
				0.00	0.00	0.00 %			
							<b>Taka Release :</b>	1,185.00	
							<b>% of Allocation :</b>	98.26 %	

## Project-wise Implementation Status of the project under Ministry of Youth and Sports

Reporting Period: July 2015 To June 2016

RADP:2015-16

(Taka in Lakh)

SI No.	Ministry/Division Name Agency Name Project Code and Name		Project Cost	Target and Progress			Cumulative Progress upto Reporting Period		
				Allocation	Financial		Physical (% of Total Project) A) Target B) Progress	Fin. Total PA (% of Projects Cost)	Physical Progress in %
					A) Total B) Taka C) PA D) RPA E) CDVAT	A) Total B) Taka C) PA D) RPA E) CDVAT			
Implementation Period	Development Partner	A) Total B) Taka C) PA D) RPA	A) Total B) Taka C) PA D) RPA E) CDVAT	A) Total B) Taka C) PA D) RPA E) CDVAT	% of Allocation	A) Target B) Progress	Fin. Total PA (% of Projects Cost)	Physical Progress in %	
1	2	3	4	5	6	7	8	9	

<b>Executing Agency Total</b>	12,951.00	3,017.00	2,969.44	98.42 %	<b>Taka Release :</b>	2,996.00
	12,951.00	3,017.00	2,969.44	98.42 %	<b>% of Allocation :</b>	<b>99.30 %</b>
	0.00	0.00	0.00	0.00 %		
	0.00	0.00	0.00	0.00 %		

**National Sports Council**

516	3605-5027	Upgradation of Sylhet Division Stadium to an Internationally Standard.	10,532.00	622.00	622.00	100.00 %	6.00 %	9,264.00	96.00 %
			10,532.00	622.00	622.00	100.00 %	6.00 %	0.00	
			0.00	0.00	0.00	0.00 %		87.96 %	
			0.00	0.00	0.00	0.00 %		0.00 %	
1-Jul-12	to 31-Dec-16	Non-Donor Project	0.00	0.00	0.00	0.00 %			
				0.00	0.00	0.00 %			
							<b>Taka Release :</b>	622.00	
							<b>% of Allocation :</b>	100.00 %	
517	3605-5029	Renovation and Development of Existing District Stadiums of the Country (1st Phase) (Revised).	12,038.92	4,073.00	4,073.00	100.00 %	28.00 %	11,738.74	98.00 %
			12,038.92	4,073.00	4,073.00	100.00 %	28.00 %	0.00	
			0.00	0.00	0.00	0.00 %		97.51 %	
			0.00	0.00	0.00	0.00 %		0.00 %	
1-Jul-13	to 30-Jun-17	Non-Donor Project	0.00	0.00	0.00	0.00 %			
				0.00	0.00	0.00 %			
							<b>Taka Release :</b>	4,073.00	
							<b>% of Allocation :</b>	100.00 %	

## Project-wise Implementation Status of the project under Ministry of Youth and Sports

Reporting Period: July 2015 To June 2016

RADP:2015-16

(Taka in Lakh)

SI No.	Ministry/Division Name Agency Name Project Code and Name		Project Cost	Target and Progress			Cumulative Progress upto Reporting Period		
				Financial		Physical (% of Total Project) A) Target B) Progress	Fin. Total PA (% of Projects Cost)	Physical Progress in %	
				Allocation	Expenditure				
Implementation Period	Development Partner	A) Total B) Taka C) PA D) RPA	A) Total B) Taka C) PA D) RPA E) CDVAT	A) Total B) Taka C) PA D) RPA E) CDVAT	% of Allocation				
1	2	3	4	5	6	7	8	9	
518	3605-5032	Development of Nilphamari, Netrokona District Stadium & Construction of Rangpur Women Sports Complex.	7,638.49 7,638.49 0.00	4,500.00 4,500.00 0.00	4,500.00 4,500.00 0.00	100.00 % 100.00 % 0.00 %	58.00 % 58.00 % 0.00 %	5,500.00 0.00 72.00 % 0.00 %	73.00 %
1-Oct-14	to 31-Dec-16	Non-Donor Project	0.00	0.00	0.00	0.00 %			
				0.00	0.00	0.00 %	<b>Taka Release :</b> <b>% of Allocation :</b>	4,500.00 100.00 %	
519	3605-5035	Development of Venues for ICC U-19 Cricket World Cup-2016.	1,593.00 1,593.00 0.00	1,593.00 1,593.00 0.00	1,588.51 1,588.51 0.00	99.72 % 99.72 % 0.00 %	100.00 % 100.00 % 0.00 %	1,588.51 0.00 99.72 % 0.00 %	100.00 %
1-Oct-15	to 30-Jun-16	Non-Donor Project	0.00	0.00	0.00	0.00 %			
				0.00	0.00	0.00 %	<b>Taka Release :</b> <b>% of Allocation :</b>	1,592.96 100.00 %	
520	3605-5000	Establishment of Ivy Rahman stadium at Bhairab upazila and Development of Syed Nazrul Islam stadium in Kishoreganj District.	2,462.00 2,462.00 0.00	918.00 918.00 0.00	918.00 918.00 0.00	100.00 % 100.00 % 0.00 %	40.00 % 40.00 % 0.00 %	918.00 0.00 37.29 % 0.00 %	40.00 %
1-Jan-15	to 30-Jun-17	Non-Donor Project	0.00	0.00	0.00	0.00 %			
				0.00	0.00	0.00 %	<b>Taka Release :</b> <b>% of Allocation :</b>	918.00 100.00 %	



## Project-wise Implementation Status of the project under Ministry of Youth and Sports

Reporting Period: July 2015 To June 2016

RADP:2015-16

(Taka in Lakh)

SI No.	Ministry/Division Name Agency Name Project Code and Name		Project Cost	Target and Progress			Cumulative Progress upto Reporting Period		
				Financial		Physical (% of Total Project) A) Target B) Progress	Fin. Total PA (% of Projects Cost)	Physical Progress in %	
				Allocation	Expenditure				
Implementation Period	Development Partner	A) Total B) Taka C) PA D) RPA	A) Total B) Taka C) PA D) RPA E) CDVAT	A) Total B) Taka C) PA D) RPA E) CDVAT	% of Allocation				
1	2	3	4	5	6	7	8	9	
521	3605-5001	Construction of Indoor Stadium in Natore and Gaibandha Districts.	1,163.00 1,163.00 0.00 0.00	500.00 500.00 0.00 0.00	500.00 500.00 0.00 0.00	100.00 % 100.00 % 0.00 % 0.00 %	43.00 % 43.00 % 0.00 % 0.00 %	500.00 0.00 42.99 % 0.00 %	43.00 %
1-Jan-16 to 30-Jun-17	Non-Donor Project		0.00	0.00	0.00	0.00 %			
				0.00	0.00	0.00 %	<b>Taka Release :</b> <b>% of Allocation :</b>	500.00 100.00 %	
522	3605-5002	Development of Shaheed Dhirendranath Dutta Stadium (Comilla Stadium) and Construction of Swimming pool at Comilla district head quarter.	2,400.00 2,400.00 0.00 0.00	800.00 800.00 0.00 0.00	800.00 800.00 0.00 0.00	100.00 % 100.00 % 0.00 % 0.00 %	33.00 % 33.00 % 0.00 % 0.00 %	800.00 0.00 33.33 % 0.00 %	33.00 %
1-Jan-16 to 30-Jun-17	Non-Donor Project		0.00	0.00	0.00	0.00 %			
				0.00	0.00	0.00 %	<b>Taka Release :</b> <b>% of Allocation :</b>	800.00 100.00 %	
<b>Executing Agency Total</b>			37,827.41 37,827.41 0.00 0.00	13,006.00 13,006.00 0.00 0.00	13,001.51 13,001.51 0.00 0.00	99.97 % 99.97 % 0.00 % 0.00 %	<b>Taka Release :</b> <b>% of Allocation :</b>	13,005.96 100.00 %	

## Project-wise Implementation Status of the project under Ministry of Youth and Sports

Reporting Period: July 2015 To June 2016

RADP:2015-16

(Taka in Lakh)

SI No.	Ministry/Division Name Agency Name Project Code and Name		Project Cost	Target and Progress			Cumulative Progress upto Reporting Period		
				Allocation	Financial		Physical (% of Total Project) A) Target B) Progress	Fin. Total PA (% of Projects Cost)	Physical Progress in %
					Expenditure				
Implementation Period	Development Partner	A) Total B) Taka C) PA D) RPA	A) Total B) Taka C) PA D) RPA E) CDVAT	A) Total B) Taka C) PA D) RPA E) CDVAT	% of Allocation				
1	2	3	4	5	6	7	8	9	
<b>Ministry Total</b>		98,539.39	24,946.00	24,666.12	98.88 %	<b>Taka Release :</b> 24,860.26			
		96,539.39	24,946.00	24,666.12	98.88 %	<b>% of Allocation :</b> 99.66 %			
		2,000.00	0.00	0.00	0.00 %				
		0.00	0.00	0.00	0.00 %				
			0.00	0.00	0.00 %				

## Project-wise Implementation Status of the project under Local Government Division

Reporting Period: July 2015 To June 2016

RADP:2015-16

(Taka in Lakh)

SI No.	Ministry/Division Name Agency Name Project Code and Name		Project Cost	Target and Progress			Cumulative Progress upto Reporting Period		
				Financial		Physical (% of Total Project) A) Target B) Progress	Fin. Total PA (% of Projects Cost)	Physical Progress in %	
	Allocation	Expenditure							
	Implementation Period	Development Partner	A) Total B) Taka C) PA D) RPA	A) Total B) Taka C) PA D) RPA E) CDVAT	A) Total B) Taka C) PA D) RPA E) CDVAT	% of Allocation			
	1	2	3	4	5	6	7	8	9

**Local Government Division**  
**Ministry's Own**

523	3701-5010	Block allocation for development assistance to Upazillas.	43,000.00 43,000.00 0.00 0.00	43,000.00 43,000.00 0.00 0.00	43,000.00 43,000.00 0.00 0.00	100.00 % 100.00 % 0.00 % 0.00 %	100.00 % 100.00 % 100.00 % 0.00 %	43,000.00 0.00 100.00 % 0.00 %	100.00 %    
1-Jul-15	to 30-Jun-16	Non-Donor Project						Taka Release : % of Allocation :	43,000.00 100.00 %
524	3701-5020	Block allocation for development assistance to Pourashavas.	37,000.00 37,000.00 0.00 0.00	37,000.00 37,000.00 0.00 0.00	37,000.00 37,000.00 0.00 0.00	100.00 % 100.00 % 0.00 % 0.00 %	100.00 % 100.00 % 100.00 % 0.00 %	37,000.00 0.00 100.00 % 0.00 %	100.00 %    
1-Jul-15	to 30-Jun-16	Non-Donor Project						Taka Release : % of Allocation :	37,000.00 100.00 %
525	3701-5080	Block allocation for Zilla Parishad.	38,000.00 38,000.00 0.00 0.00	38,000.00 38,000.00 0.00 0.00	38,000.00 38,000.00 0.00 0.00	100.00 % 100.00 % 0.00 % 0.00 %	100.00 % 100.00 % 100.00 % 0.00 %	38,000.00 0.00 100.00 % 0.00 %	100.00 %    
1-Jul-15	to 30-Jun-16	Non-Donor Project						Taka Release : % of Allocation :	38,000.00 100.00 %

## Project-wise Implementation Status of the project under Local Government Division

Reporting Period: July 2015 To June 2016

RADP:2015-16

(Taka in Lakh)

SI No.	Ministry/Division Name Agency Name Project Code and Name		Project Cost	Target and Progress			Cumulative Progress upto Reporting Period		
				Financial		Physical (% of Total Project) A) Target B) Progress	Fin. Total PA (% of Projects Cost)	Physical Progress in %	
				Allocation	Expenditure				
Implementation Period	Development Partner	A) Total B) Taka C) PA D) RPA	A) Total B) Taka C) PA D) RPA E) CDVAT	A) Total B) Taka C) PA D) RPA E) CDVAT	% of Allocation				
1	2	3	4	5	6	7	8	9	
526	3701-7460	City Corporations Development Assistance.	71,000.00 71,000.00 0.00	71,000.00 71,000.00 0.00	71,000.00 71,000.00 0.00	100.00 % 100.00 % 0.00 %	100.00 % 100.00 % 0.00 %	71,000.00 0.00 100.00 % 0.00 %	100.00 %
1-Jul-15	to 30-Jun-16	Non-Donor Project	0.00	0.00	0.00	0.00 %			
				0.00	0.00	0.00 %		Taka Release : 71,000.00 % of Allocation : 100.00 %	
527	3701-5110	Block Allocation for Union Parishad.	1,000.00 1,000.00 0.00	1,000.00 1,000.00 0.00	1,000.00 1,000.00 0.00	100.00 % 100.00 % 0.00 %	100.00 % 100.00 % 0.00 %	1,000.00 0.00 100.00 % 0.00 %	100.00 %
1-Jul-15	to 30-Jun-16	Non-Donor Project	0.00	0.00	0.00	0.00 %			
				0.00	0.00	0.00 %		Taka Release : 1,000.00 % of Allocation : 100.00 %	
528	3701-7478	Activating Village Court in Bangladesh.	12,154.66 957.33 11,197.33 0.00	700.00 385.00 315.00 0.00	700.00 385.00 315.00 0.00	100.00 % 100.00 % 100.00 % 0.00 %	5.75 % 5.75 % 100.00 % 0.00 %	11,944.34 10,987.52 98.27 % 98.13 %	98.26 %
1-Jan-09	to 31-Dec-15	UNDP, EC							
				0.00	0.00	0.00 %		Taka Release : 385.00 % of Allocation : 100.00 %	

## Project-wise Implementation Status of the project under Local Government Division

Reporting Period: July 2015 To June 2016

RADP:2015-16

(Taka in Lakh)

SI No.	Ministry/Division Name Agency Name Project Code and Name		Project Cost	Target and Progress			Cumulative Progress upto Reporting Period		
				Financial		Physical (% of Total Project) A) Target B) Progress	Fin. Total PA (% of Projects Cost)	Physical Progress in %	
				Allocation	Expenditure				
Implementation Period	Development Partner	A) Total B) Taka C) PA D) RPA	A) Total B) Taka C) PA D) RPA E) CDVAT	A) Total B) Taka C) PA D) RPA E) CDVAT	% of Allocation				
1	2	3	4	5	6	7	8	9	
529	3701-7479	Urban Public and Environmental Health Sector Development Project .	66,089.92 18,900.03 47,189.89	12,942.00 7,917.00 5,025.00	1,982.17 591.85 1,390.32	15.32 % 7.48 % 27.67 %	27.66 % 27.66 % 21.29 % 18.53 %	14,071.95 8,743.40 21.29 % 18.53 %	63.66 %
1-Jan-10 to 31-Dec-16	ADB		21,668.80	3,452.00 1,680.00	1,110.72 0.00	32.18 % 0.00 %		Taka Release : 6,112.51 % of Allocation : 77.21 %	
530	3701-5130	Second Local Governance Support Project (LGSP-II).	394,091.00 181,772.00 212,319.00	105,800.00 47,800.00 58,000.00	103,185.44 47,641.66 55,543.78	97.53 % 99.67 % 95.77 %	25.88 % 26.18 % 98.04 % 96.53 %	386,380.93 204,945.90 98.04 % 96.53 %	98.04 %
1-Jul-11 to 30-Jun-16	IDA		212,319.00	58,000.00 0.00	55,543.78 0.00	95.77 % 0.00 %		Taka Release : 47,676.00 % of Allocation : 99.74 %	
531	3701-5140	Upazilla Governance Project (UZGP).	15,762.00 2,568.00 13,194.00	4,304.00 0.00 4,304.00	4,272.00 0.00 4,272.00	99.26 % 0.00 % 99.26 %	19.11 % 19.11 % 87.53 % 92.68 %	13,796.43 12,227.65 87.53 % 92.68 %	80.00 %
1-Aug-11 to 30-Jun-16	UNDP, SDC, EU, UNCDF		0.00	0.00 0.00	0.00 0.00	0.00 % 0.00 %		Taka Release : 0.00 % of Allocation : 0.00 %	

## Project-wise Implementation Status of the project under Local Government Division

Reporting Period: July 2015 To June 2016

RADP:2015-16

(Taka in Lakh)

SI No.	Ministry/Division Name Agency Name Project Code and Name		Project Cost	Target and Progress			Cumulative Progress upto Reporting Period		
				Financial		Physical (% of Total Project) A) Target B) Progress	Fin. Total PA (% of Projects Cost)	Physical Progress in %	
				Allocation	Expenditure				
Implementation Period	Development Partner	A) Total B) Taka C) PA D) RPA	A) Total B) Taka C) PA D) RPA E) CDVAT	A) Total B) Taka C) PA D) RPA E) CDVAT	% of Allocation				
1	2	3	4	5	6	7	8	9	
532	3701-5150	Sector Policy Support Project of the Water Supply and Sanitation Sub-Sector in Bangladesh (phase-3).	2,403.26 765.26 1,638.00	575.00 275.00 300.00	476.72 265.85 210.87	82.91 % 96.67 % 70.29 %	23.93 % 19.84 % 80.49 % 86.01 %	1,934.37 1,408.89	80.49 %
1-Jan-12 to 31-Dec-16	DANIDA		0.00	0.00	0.00	0.00 %			
				0.00	0.00	0.00 %		Taka Release : 275.00 % of Allocation : 100.00 %	
533	3701-5019	Urban Primary Health Care Services Delivery (UPHCSDP).	65,964.00 7,612.00 58,352.00 53,256.00	12,911.00 1,920.00 10,991.00 10,871.00	11,938.41 1,403.43 10,534.98 10,512.24	92.47 % 73.10 % 95.85 % 96.70 %	19.57 % 18.10 % 51.60 % 49.94 %	34,038.67 29,142.32	59.72 %
1-Jul-12 to 30-Jun-17	Non-Donor Project			45.00	32.89	73.09 %			
								Taka Release : 1,406.25 % of Allocation : 73.24 %	
534	3701-5022	Birth and Death Registration (3rd Phase).	1,590.00 1,240.00 350.00 0.00	223.00 94.00 129.00 0.00	111.00 63.00 48.00 0.00	49.78 % 67.02 % 37.21 % 0.00 %	5.00 % 5.00 % 17.73 % 38.05 %	281.98 133.19	100.00 %
1-Jul-12 to 30-Jun-16	UNICEF			0.00	0.00	0.00 %			
								Taka Release : 88.75 % of Allocation : 94.41 %	

## Project-wise Implementation Status of the project under Local Government Division

Reporting Period: July 2015 To June 2016

RADP:2015-16

(Taka in Lakh)

SI No.	Ministry/Division Name Agency Name Project Code and Name		Project Cost	Target and Progress			Cumulative Progress upto Reporting Period		
				Financial		Physical (% of Total Project) A) Target B) Progress	Fin. Total PA (% of Projects Cost)	Physical Progress in %	
				Allocation	Expenditure				
Implementation Period	Development Partner	A) Total B) Taka C) PA D) RPA	A) Total B) Taka C) PA D) RPA E) CDVAT	A) Total B) Taka C) PA D) RPA E) CDVAT	% of Allocation				
1	2	3	4	5	6	7	8	9	
535	3701-5023	Union Parishad Governance Project (UPGP).	15,856.00 800.00	2,600.00 0.00	2,588.00 0.00	99.54 % 0.00 %	17.00 % 16.92 %	12,563.00 11,873.00	79.92 %
			15,056.00	2,600.00	2,588.00	99.54 %		79.23 %	
1-Dec-11 to 30-Nov-16	UNDP, UNCDF		14,039.00	2,497.00	2,497.00	100.00 %		78.86 %	
				0.00	0.00	0.00 %	<b>Taka Release :</b>	0.00	
							<b>% of Allocation :</b>	0.00 %	
536	3701-5026	Establishing a Regulatory Framework for Urban Water Supply and Sanitation.	672.98 75.00	295.00 0.00	295.00 0.00	100.00 % 0.00 %	20.00 % 20.00 %	598.75 598.08	100.00 %
			597.98	295.00	295.00	100.00 %		88.97 %	
1-Jul-13 to 31-Dec-15	ADB		0.00	0.00	0.00	0.00 %		100.02 %	
				0.00	0.00	0.00 %	<b>Taka Release :</b>	0.00	
							<b>% of Allocation :</b>	0.00 %	
537	3701-5025	Enhancing Urban Governance.	3,152.00 0.00	750.00 0.00	750.00 0.00	100.00 % 0.00 %	26.33 % 26.33 %	3,151.50 3,151.50	100.00 %
			3,152.00	750.00	750.00	100.00 %		99.98 %	
1-Jan-12 to 31-Dec-15	Non-Donor Project		0.00	0.00	0.00	0.00 %		99.98 %	
				0.00	0.00	0.00 %	<b>Taka Release :</b>	0.00	
							<b>% of Allocation :</b>	0.00 %	

## Project-wise Implementation Status of the project under Local Government Division

Reporting Period: July 2015 To June 2016

RADP:2015-16

(Taka in Lakh)

SI No.	Ministry/Division Name Agency Name Project Code and Name		Project Cost	Target and Progress			Cumulative Progress upto Reporting Period		
				Allocation	Financial		Physical (% of Total Project) A) Target B) Progress	Fin. Total PA (% of Projects Cost)	Physical Progress in %
					A) Total B) Taka C) PA D) RPA E) CDVAT	A) Total B) Taka C) PA D) RPA E) CDVAT			
1	2	3	4	5	6	7	8	9	
538	3701-5027	Local Climate Adaptive Living for Selected Upazilas and Union Parishads of Bangladesh.	282.00 0.00 282.00	177.00 0.00 177.00	176.00 0.00 176.00	99.44 % 0.00 % 99.44 %	62.76 % 61.41 %	281.00 281.00 99.65 % 99.65 %	77.41 %
1-Jan-14 to 30-Jun-15	UNDP, EC		0.00	0.00	0.00	0.00 %			
				0.00	0.00	0.00 %	<b>Taka Release :</b>	0.00	
							<b>% of Allocation :</b>	0.00 %	
539	3701-5028	Income Support Programme for the Poorest	237,781.00 3,781.00 234,000.00 234,000.00	1,786.00 30.00 1,756.00 1,756.00	381.14 14.77 366.37 366.37	21.34 % 49.23 % 20.86 % 20.86 %	0.75 % 0.16 %	391.59 375.39 0.16 % 0.16 %	0.20 %
1-Apr-15 to 30-Jun-20	IDA		234,000.00	1,756.00	366.37	20.86 %			
				0.00	0.00	0.00 %	<b>Taka Release :</b>	19.75	
							<b>% of Allocation :</b>	65.83 %	
540	3701-5004	Strengthening Municipality Governance Project.	3,868.00 0.00 3,868.00	2,689.00 0.00 2,689.00	2,689.00 0.00 2,689.00	100.00 % 0.00 % 100.00 %	69.51 % 69.51 %	2,689.00 2,689.00 69.52 % 69.52 %	69.51 %
1-Jul-16 to 30-Jun-18	JICA		0.00	0.00	0.00	0.00 %			
				0.00	0.00	0.00 %	<b>Taka Release :</b>	0.00	
							<b>% of Allocation :</b>	0.00 %	



## Project-wise Implementation Status of the project under Local Government Division

Reporting Period: July 2015 To June 2016

RADP:2015-16

(Taka in Lakh)

SI No.	Ministry/Division Name Agency Name Project Code and Name		Project Cost	Target and Progress			Cumulative Progress upto Reporting Period		
				Financial		Physical (% of Total Project) A) Target B) Progress	Fin. Total PA (% of Projects Cost)	Physical Progress in %	
				Allocation	Expenditure				
Implementation Period	Development Partner	A) Total B) Taka C) PA D) RPA	A) Total B) Taka C) PA D) RPA E) CDVAT	A) Total B) Taka C) PA D) RPA E) CDVAT	% of Allocation				
1	2	3	4	5	6	7	8	9	
541	3701-5003	Machineries and Equipment Purchase from Benaras for City Corporation and Paurasabha.	42,030.00 8,880.00 33,150.00	14,968.00 6,680.00 8,288.00	5,938.00 5,938.00 0.00	39.67 % 88.89 % 0.00 %	35.57 % 12.46 % 14.13 % 0.00 %	5,938.00 0.00 14.13 % 0.00 %	12.46 %
1-Jul-15 to 31-Dec-16	Belarus		0.00	0.00	0.00	0.00 %			
				732.00	0.00	0.00 %	<b>Taka Release :</b> <b>% of Allocation :</b>	5,938.00 88.89 %	
542	3701-5002	Improvement of Women Ability to Participate in Productive Potential Action (Sapna).	85,340.00 21,335.00 64,005.00 61,791.00	5,143.00 1,621.00 3,522.00 2,504.00	3,604.34 1,468.00 2,136.34 2,136.34	70.08 % 90.56 % 60.66 % 85.32 %	6.03 % 4.23 % 4.22 % 3.34 %	3,604.34 2,136.34 4.22 % 3.34 %	4.23 %
1-Apr-15 to 31-Dec-19	UNDP			0.00	0.00	0.00 %			
							<b>Taka Release :</b> <b>% of Allocation :</b>	1,468.00 90.56 %	
543	3701-5006	Support to Urban Health and Nutrition to the Bangladesh.	25,010.00 5,210.00 19,800.00	100.00 100.00 0.00	0.00 0.00 0.00	0.00 % 0.00 % 0.00 %	10.00 % 10.00 % 0.00 %	0.00 0.00 0.00 %	10.00 %
1-Jan-15 to 31-Dec-20	EU		0.00	0.00	0.00	0.00 %			
				0.00	0.00	0.00 %	<b>Taka Release :</b> <b>% of Allocation :</b>	0.00 0.00 %	

## Project-wise Implementation Status of the project under Local Government Division

Reporting Period: July 2015 To June 2016

RADP:2015-16

(Taka in Lakh)

SI No.	Ministry/Division Name Agency Name Project Code and Name		Project Cost	Target and Progress			Cumulative Progress upto Reporting Period		
				Financial		Physical (% of Total Project) A) Target B) Progress	Fin. Total PA (% of Projects Cost)	Physical Progress in %	
				Allocation	Expenditure				
Implementation Period	Development Partner	A) Total B) Taka C) PA D) RPA	A) Total B) Taka C) PA D) RPA E) CDVAT	A) Total B) Taka C) PA D) RPA E) CDVAT	% of Allocation				
1	2	3	4	5	6	7	8	9	
544	3701-5005	Upazila Governance and Development.	105,966.00	5.00	0.00	0.00 %	0.00 %	0.00 %	
			10,347.00	5.00	0.00	0.00 %	0.00 %	0.00 %	
			95,619.00	0.00	0.00	0.00 %	0.00 %	0.00 %	
1-Dec-15 to 30-Jun-21	Non-Donor Project		0.00	0.00	0.00	0.00 %			
				0.00	0.00	0.00 %	Taka Release : 0.00		
							% of Allocation : 0.00 %		
<b>Executing Agency Total</b>			1,268,012.82	355,968.00	329,087.22	92.45 %	Taka Release : 253,369.26		
			454,242.62	256,827.00	247,771.56	96.47 %	% of Allocation : 98.65 %		
			813,770.20	99,141.00	81,315.66	82.02 %			
			597,073.80	79,080.00	72,166.45	91.26 %			
				2,457.00	32.89	1.34 %			
<b>Local Government Engineering Department</b>									
545	3731-5050	Development of Public Priority Upazila Road Project.	53,200.00	3,135.00	3,135.00	100.00 %	5.89 %	49,969.31	96.92 %
			53,200.00	3,135.00	3,135.00	100.00 %	5.89 %	0.00	
			0.00	0.00	0.00	0.00 %		93.93 %	
			0.00	0.00	0.00	0.00 %		0.00 %	
1-Jul-04 to 30-Jun-17	Non-Donor Project		0.00	0.00	0.00	0.00 %			
				0.00	0.00	0.00 %	Taka Release : 3,135.00		
							% of Allocation : 100.00 %		

## Project-wise Implementation Status of the project under Local Government Division

Reporting Period: July 2015 To June 2016

RADP:2015-16

(Taka in Lakh)

SI No.	Ministry/Division Name Agency Name Project Code and Name		Project Cost	Target and Progress			Cumulative Progress upto Reporting Period		
				Financial		Physical (% of Total Project) A) Target B) Progress	Fin. Total PA (% of Projects Cost)	Physical Progress in %	
				Allocation	Expenditure				
Implementation Period	Development Partner	A) Total B) Taka C) PA D) RPA	A) Total B) Taka C) PA D) RPA E) CDVAT	A) Total B) Taka C) PA D) RPA E) CDVAT	% of Allocation				
1	2	3	4	5	6	7	8	9	
546	3731-5070	Upazila Road Development Project.	53,900.00 53,900.00 0.00 0.00	5,824.00 5,824.00 0.00 0.00	5,824.00 5,824.00 0.00 0.00	100.00 % 100.00 % 0.00 % 0.00 %	6.89 % 6.89 % 0.00 % 0.00 %	53,719.37 0.00 99.66 % 0.00 %	100.00 %
1-Jul-04	to 30-Jun-16	Non-Donor Project	0.00	0.00	0.00	0.00 %			
				0.00	0.00	0.00 %	<b>Taka Release :</b>	5,824.00	
							<b>% of Allocation :</b>	100.00 %	
547	3731-6570	Rural Infrastructure Development (Public Priority Rural Communication and Rural Market Development & Rehabilitation): Part- II.	103,253.00 103,253.00 0.00 0.00	15,265.00 15,265.00 0.00 0.00	15,264.68 15,264.68 0.00 0.00	100.00 % 100.00 % 0.00 % 0.00 %	14.78 % 14.78 % 0.00 % 0.00 %	103,252.33 0.00 100.00 % 0.00 %	100.00 %
1-Jul-05	to 30-Jun-16	Non-Donor Project	0.00	0.00	0.00	0.00 %			
				0.00	0.00	0.00 %	<b>Taka Release :</b>	15,265.00	
							<b>% of Allocation :</b>	100.00 %	
548	3731-5013	Construction of Newly Created and River Eroded Upazilla Complex - 2nd Revised.	18,855.00 18,855.00 0.00 0.00	1,505.00 1,505.00 0.00 0.00	1,482.50 1,482.50 0.00 0.00	98.50 % 98.50 % 0.00 % 0.00 %	8.00 % 8.00 % 0.00 % 0.00 %	17,591.90 0.00 93.30 % 0.00 %	97.00 %
1-Jul-05	to 30-Jun-16	Non-Donor Project	0.00	0.00	0.00	0.00 %			
				0.00	0.00	0.00 %	<b>Taka Release :</b>	1,505.00	
							<b>% of Allocation :</b>	100.00 %	

## Project-wise Implementation Status of the project under Local Government Division

Reporting Period: July 2015 To June 2016

RADP:2015-16

(Taka in Lakh)

SI No.	Ministry/Division Name Agency Name Project Code and Name		Project Cost	Target and Progress			Cumulative Progress upto Reporting Period		
				Financial		Physical (% of Total Project) A) Target B) Progress	Fin. Total PA (% of Projects Cost)	Physical Progress in %	
				Allocation	Expenditure				
Implementation Period	Development Partner	A) Total B) Taka C) PA D) RPA	A) Total B) Taka C) PA D) RPA E) CDVAT	A) Total B) Taka C) PA D) RPA E) CDVAT	% of Allocation				
1	2	3	4	5	6	7	8	9	
549	3731-5530	Urban Partnerships for Poverty Reduction Project.	81,986.68 3,862.30 78,124.38	1,592.00 95.00 1,497.00	1,592.19 94.81 1,497.38	100.01 % 99.80 % 100.03 %	2.25 % 2.25 % 99.65 % 100.00 %	81,695.85 78,124.28 99.65 % 100.00 %	100.00 %
1-Jul-07 to 31-Aug-15	DFID, UNDP		0.00	0.00	0.00	0.00 %			
				0.00	0.00	0.00 %	<b>Taka Release :</b>	94.81	
							<b>% of Allocation :</b>	99.80 %	
550	3731-5370	Development of Small Scale Water Resources at Greater Mymensingh, Sylhet and Faridpur.	56,871.16 15,641.60 41,229.56 35,349.55	9,435.00 3,944.00 5,491.00 5,256.00	8,866.12 3,505.10 5,361.02 5,125.93	93.97 % 88.87 % 97.63 % 97.53 %	6.55 % 6.55 % 99.53 % 98.84 %	56,602.24 40,752.55 99.53 % 98.84 %	100.00 %
1-Jul-07 to 30-Jun-16	JICA, JBIC			0.00	0.00	0.00 %	<b>Taka Release :</b>	3,944.00	
							<b>% of Allocation :</b>	100.00 %	
551	3731-8115	Rural Roads and Hat/Bazar Infrastructure Development.	57,200.00 57,200.00 0.00 0.00	7,500.00 7,500.00 0.00 0.00	7,499.00 7,499.00 0.00 0.00	99.99 % 99.99 % 0.00 % 0.00 %	13.11 % 13.11 % 89.56 % 0.00 %	51,226.47 0.00 89.56 % 0.00 %	94.56 %
1-Jul-08 to 30-Jun-16	Non-Donor Project		0.00	0.00	0.00	0.00 %	<b>Taka Release :</b>	7,500.00	
				0.00	0.00	0.00 %	<b>% of Allocation :</b>	100.00 %	

## Project-wise Implementation Status of the project under Local Government Division

Reporting Period: July 2015 To June 2016

RADP:2015-16

(Taka in Lakh)

SI No.	Ministry/Division Name Agency Name Project Code and Name		Project Cost	Target and Progress			Cumulative Progress upto Reporting Period		
				Financial		Physical (% of Total Project) A) Target B) Progress	Fin. Total PA (% of Projects Cost)	Physical Progress in %	
				Allocation	Expenditure				
Implementation Period	Development Partner	A) Total B) Taka C) PA D) RPA	A) Total B) Taka C) PA D) RPA E) CDVAT	A) Total B) Taka C) PA D) RPA E) CDVAT	% of Allocation	A) Target B) Progress	8	9	
1	2	3	4	5	6	7	8	9	
552	3731-8048	Union Road and other Infrastructure Development Project : (Dhaka, Narangonj, Munshigonj, Gazipur, Narsinshdi and Manikgonj Zilla).	32,680.22 32,680.22 0.00	5,097.00 5,097.00 0.00	5,096.29 5,096.29 0.00	99.99 % 99.99 % 0.00 %	18.00 % 17.19 % 0.00 %	28,226.50 0.00 86.37 % 0.00 %	89.90 %
1-Jul-08 to 30-Jun-17	Non-Donor Project		0.00	0.00	0.00	0.00 %			
				0.00	0.00	0.00 %	<b>Taka Release :</b> <b>% of Allocation :</b>	5,096.29 99.99 %	
553	3731-8046	Rural Infrastructure Development Project (Khulna, Bagerhat and Satkhira District).	19,078.84 19,078.84 0.00	3,765.00 3,765.00 0.00	3,761.79 3,761.79 0.00	99.91 % 99.91 % 0.00 %	15.00 % 15.00 % 0.00 %	19,052.45 0.00 99.86 % 0.00 %	100.00 %
1-Jul-08 to 30-Jun-16	Non-Donor Project		0.00	0.00	0.00	0.00 %			
				0.00	0.00	0.00 %	<b>Taka Release :</b> <b>% of Allocation :</b>	3,762.00 99.92 %	
554	3731-8089	Union Parishad Connecting Road Development : Patuakhali and Barguna District (2nd Phase).	36,224.35 36,224.35 0.00	4,219.00 4,219.00 0.00	4,210.61 4,210.61 0.00	99.80 % 99.80 % 0.00 %	16.00 % 16.00 % 0.00 %	25,859.94 0.00 71.39 % 0.00 %	79.00 %
1-Jul-08 to 30-Jun-17	Non-Donor Project		0.00	0.00	0.00	0.00 %			
				0.00	0.00	0.00 %	<b>Taka Release :</b> <b>% of Allocation :</b>	4,219.00 100.00 %	

## Project-wise Implementation Status of the project under Local Government Division

Reporting Period: July 2015 To June 2016

RADP:2015-16

(Taka in Lakh)

SI No.	Ministry/Division Name Agency Name Project Code and Name		Project Cost	Target and Progress			Cumulative Progress upto Reporting Period		
				Financial		Physical (% of Total Project) A) Target B) Progress	Fin. Total PA (% of Projects Cost)	Physical Progress in %	
				Allocation	Expenditure				
Implementation Period	Development Partner	A) Total B) Taka C) PA D) RPA	A) Total B) Taka C) PA D) RPA E) CDVAT	A) Total B) Taka C) PA D) RPA E) CDVAT	% of Allocation				
1	2	3	4	5	6	7	8	9	
555	3731-8211	Emergency 2007 Cyclone Recovery and Rehabilitation Project.	195,170.00	35,104.00	33,047.71	94.14 %	21.00 %	126,685.58	75.00 %
			795.00	104.00	95.45	91.78 %	21.00 %	126,275.59	
			194,375.00	35,000.00	32,952.26	94.15 %		64.91 %	
			194,375.00	35,000.00	32,952.26	94.15 %		64.96 %	
1-Aug-08 to 31-Dec-17	World Bank			0.00	0.00	0.00 %			
							<b>Taka Release :</b>	104.00	
							<b>% of Allocation :</b>	100.00 %	
556	3731-8230	Construction of Union Connecting Roads and Infrastructure Development Project : Greater Mymensingh (Mymensing., Tangail, Jamalpur, Sherpur, Kaligonj and Netrokona) Dist.	47,847.50	8,488.00	8,427.30	99.28 %	18.86 %	46,714.93	100.00 %
			47,847.50	8,488.00	8,427.30	99.28 %	18.86 %	0.00	
			0.00	0.00	0.00	0.00 %		97.63 %	
			0.00	0.00	0.00	0.00 %		0.00 %	
1-May-09 to 30-Jun-16	Non-Donor Project			0.00	0.00	0.00 %			
				0.00	0.00	0.00 %	<b>Taka Release :</b>	8,488.00	
							<b>% of Allocation :</b>	100.00 %	
557	3731-8240	Construction/Reconstruction Culvert, Bridge, Road of Union and Upazilla.	59,000.00	7,500.00	7,499.71	100.00 %	12.71 %	51,863.42	89.70 %
			59,000.00	7,500.00	7,499.71	100.00 %	12.71 %	0.00	
			0.00	0.00	0.00	0.00 %		87.90 %	
			0.00	0.00	0.00	0.00 %		0.00 %	
1-Jan-09 to 30-Jun-17	Non-Donor Project			0.00	0.00	0.00 %			
				0.00	0.00	0.00 %	<b>Taka Release :</b>	7,500.00	
							<b>% of Allocation :</b>	100.00 %	

## Project-wise Implementation Status of the project under Local Government Division

Reporting Period: July 2015 To June 2016

RADP:2015-16

(Taka in Lakh)

SI No.	Ministry/Division Name Agency Name Project Code and Name		Project Cost	Target and Progress			Cumulative Progress upto Reporting Period		
				Financial		Physical (% of Total Project) A) Target B) Progress	Fin. Total PA (% of Projects Cost)	Physical Progress in %	
				Allocation	Expenditure				
Implementation Period	Development Partner	A) Total B) Taka C) PA D) RPA	A) Total B) Taka C) PA D) RPA E) CDVAT	A) Total B) Taka C) PA D) RPA E) CDVAT	% of Allocation				
1	2	3	4	5	6	7	8	9	
558	3731-5500	Greater Faridpur District Rural Infrastructure Development (2nd Revised).	171,000.00 171,000.00 0.00 0.00	23,500.00 23,500.00 0.00 0.00	23,500.00 23,500.00 0.00 0.00	100.00 % 100.00 % 0.00 % 0.00 %	13.74 % 13.74 % 49.30 % 0.00 %	84,304.26 0.00 49.30 % 0.00 %	56.00 %
1-Jan-09 to 30-Jun-19	Non-Donor Project		0.00	0.00	0.00	0.00 %			
				0.00	0.00	0.00 %	<b>Taka Release :</b>	23,500.00	
						0.00 %	<b>% of Allocation :</b>	100.00 %	
559	3731-5550	Greater Barisal District Rural Communication and Hat-bazar Infrastructure Development (Barisal, Pirojpur, Bhola & Jhalkati Districts).	47,171.00 47,171.00 0.00 0.00	9,300.00 9,300.00 0.00 0.00	9,300.00 9,300.00 0.00 0.00	100.00 % 100.00 % 0.00 % 0.00 %	13.00 % 13.00 % 88.61 % 0.00 %	41,796.75 0.00 88.61 % 0.00 %	89.00 %
1-Jul-09 to 30-Jun-16	Non-Donor Project		0.00	0.00	0.00	0.00 %			
				0.00	0.00	0.00 %	<b>Taka Release :</b>	9,300.00	
						0.00 %	<b>% of Allocation :</b>	100.00 %	
560	3731-5590	Rural Roads, Bridges/Culverts and other Infrastructure Dev. of Backward Upazillas (Pabna, Sirajgonj, Natore, Naogaon, Rajshahi, Nababgonj and Bogra Dists.) in the North-West Region of the Country.	79,939.93 79,939.93 0.00 0.00	12,000.00 12,000.00 0.00 0.00	11,999.66 11,999.66 0.00 0.00	100.00 % 100.00 % 0.00 % 0.00 %	19.48 % 19.48 % 83.33 % 0.00 %	66,616.82 0.00 83.33 % 0.00 %	87.79 %
1-Jan-10 to 30-Jun-17	Non-Donor Project		0.00	0.00	0.00	0.00 %			
				0.00	0.00	0.00 %	<b>Taka Release :</b>	12,000.00	
						0.00 %	<b>% of Allocation :</b>	100.00 %	

## Project-wise Implementation Status of the project under Local Government Division

Reporting Period: July 2015 To June 2016

RADP:2015-16

(Taka in Lakh)

SI No.	Ministry/Division Name Agency Name Project Code and Name		Project Cost	Target and Progress			Cumulative Progress upto Reporting Period		
				Financial		Physical (% of Total Project) A) Target B) Progress	Fin. Total PA (% of Projects Cost)	Physical Progress in %	
				Allocation	Expenditure				
Implementation Period	Development Partner	A) Total B) Taka C) PA D) RPA	A) Total B) Taka C) PA D) RPA E) CDVAT	A) Total B) Taka C) PA D) RPA E) CDVAT	% of Allocation				
1	2	3	4	5	6	7	8	9	
561	3731-8241	Important Rural Infrastructure Development Project on Priority basis (IRDP).	489,284.00	34,796.00	34,796.00	100.00 %	7.38 %	487,921.62	100.00 %
			489,284.00	34,796.00	34,796.00	100.00 %	7.38 %	0.00	
			0.00	0.00	0.00	0.00 %		99.72 %	
			0.00	0.00	0.00	0.00 %		0.00 %	
1-Mar-10 to 30-Jun-16	Non-Donor Project		0.00	0.00	0.00	0.00 %			
				0.00	0.00	0.00 %		<b>Taka Release :</b>	34,796.00
					0.00	0.00 %		<b>% of Allocation :</b>	100.00 %
562	3731-8121	Union Link Road and Infrastructure Development Project : Greater Chittagong (Chittagong and Cox's-Bazar) District.	35,856.34	5,500.00	5,500.00	100.00 %	9.22 %	25,465.47	71.02 %
			35,856.34	5,500.00	5,500.00	100.00 %	9.22 %	0.00	
			0.00	0.00	0.00	0.00 %		71.02 %	
			0.00	0.00	0.00	0.00 %		0.00 %	
1-Mar-10 to 31-Dec-16	Non-Donor Project		0.00	0.00	0.00	0.00 %			
				0.00	0.00	0.00 %		<b>Taka Release :</b>	5,500.00
					0.00	0.00 %		<b>% of Allocation :</b>	100.00 %
563	3731-8070	Construction of Large Bridge in Upazilla and Union.	228,829.64	32,580.00	32,580.00	100.00 %	15.00 %	114,865.90	59.00 %
			228,829.64	32,580.00	32,580.00	100.00 %	15.00 %	0.00	
			0.00	0.00	0.00	0.00 %		50.20 %	
			0.00	0.00	0.00	0.00 %		0.00 %	
1-Feb-10 to 30-Jun-18	Non-Donor Project		0.00	0.00	0.00	0.00 %			
				0.00	0.00	0.00 %		<b>Taka Release :</b>	32,580.00
					0.00	0.00 %		<b>% of Allocation :</b>	100.00 %



## Project-wise Implementation Status of the project under Local Government Division

Reporting Period: July 2015 To June 2016

RADP:2015-16

(Taka in Lakh)

SI No.	Ministry/Division Name Agency Name Project Code and Name		Project Cost	Target and Progress			Cumulative Progress upto Reporting Period		
				Financial		Physical (% of Total Project) A) Target B) Progress	Fin. Total PA (% of Projects Cost)	Physical Progress in %	
				Allocation	Expenditure				
Implementation Period	Development Partner	A) Total B) Taka C) PA D) RPA	A) Total B) Taka C) PA D) RPA E) CDVAT	A) Total B) Taka C) PA D) RPA E) CDVAT	% of Allocation				
1	2	3	4	5	6	7	8	9	
564	3731-8081	South-Western Bangladesh Rural Infrastructure Development Project.	168,795.08 56,103.29 112,691.79	18,000.00 8,000.00 10,000.00	17,986.35 7,999.86 9,986.49	99.92 % 100.00 % 99.86 %	7.00 % 6.83 % 87.88 % 99.69 %	148,345.55 112,347.95	91.15 %
1-Jan-10 to 31-Dec-17	JICA		107,801.31	9,650.00 0.00	9,650.00 0.00	100.00 % 0.00 %		Taka Release : 8,000.00 % of Allocation : 100.00 %	
565	3731-5660	Union Infrastructure Development Project (Khulna, Bagerhat and Satkhira District)	30,276.60 30,276.60 0.00	5,500.00 5,500.00 0.00	5,499.96 5,499.96 0.00	100.00 % 100.00 % 0.00 %	20.51 % 20.51 % 0.00 %	19,197.30 0.00 63.41 % 0.00 %	65.71 %
1-Jul-10 to 30-Jun-16	Non-Donor Project		0.00	0.00 0.00	0.00 0.00	0.00 % 0.00 %		Taka Release : 5,500.00 % of Allocation : 100.00 %	
566	3731-5670	Greater Rangpur and Dinajpur District Rural Communication & other Infrastructure Improvement Project (2nd Revision).	63,395.00 63,395.00 0.00	9,503.00 9,503.00 0.00	9,502.93 9,502.93 0.00	100.00 % 100.00 % 0.00 %	15.12 % 15.12 % 0.00 %	41,932.07 0.00 66.14 % 0.00 %	66.21 %
1-Apr-10 to 30-Jun-18	Non-Donor Project		0.00	0.00 0.00	0.00 0.00	0.00 % 0.00 %		Taka Release : 9,503.00 % of Allocation : 100.00 %	

## Project-wise Implementation Status of the project under Local Government Division

Reporting Period: July 2015 To June 2016

RADP:2015-16

(Taka in Lakh)

SI No.	Ministry/Division Name Agency Name Project Code and Name		Project Cost	Target and Progress			Cumulative Progress upto Reporting Period		
				Financial		Physical (% of Total Project) A) Target B) Progress	Fin. Total PA (% of Projects Cost)	Physical Progress in %	
				Allocation	Expenditure				
Implementation Period	Development Partner	A) Total B) Taka C) PA D) RPA	A) Total B) Taka C) PA D) RPA E) CDVAT	A) Total B) Taka C) PA D) RPA E) CDVAT	% of Allocation				
1	2	3	4	5	6	7	8	9	
567	3731-8116	Participatory Small Scale Water Resources Sector Project (3rd Phase)	80,521.41 21,364.40 59,157.01	16,000.00 4,000.00 12,000.00	15,997.50 3,997.50 12,000.00	99.98 % 99.94 % 100.00 %	12.50 % 12.50 % 64.17 % 63.71 %	51,670.85 37,691.00	70.00 %
1-Jan-10 to 30-Jun-17	ADB, IFAD		54,287.53	11,500.00 100.00	11,500.00 100.00	100.00 % 100.00 %	Taka Release : 4,000.00 % of Allocation : 100.00 %		
568	3731-5770	Construction of Loop in Khilgaon Flyover (Sydabad border)	7,462.96 7,462.96 0.00 0.00	1,900.00 1,900.00 0.00 0.00	1,893.63 1,893.63 0.00 0.00	99.66 % 99.66 % 0.00 % 0.00 %	17.51 % 17.51 % 99.09 % 0.00 %	7,394.70 0.00 99.09 % 0.00 %	100.00 %
31-Oct-10 to 31-Dec-15	Non-Donor Project		0.00	0.00 0.00	0.00 0.00	0.00 % 0.00 %	Taka Release : 1,900.00 % of Allocation : 100.00 %		
569	3731-5780	Infrastructure Development of 19 Important Poursava.	61,214.00 61,214.00 0.00 0.00	12,324.00 12,324.00 0.00 0.00	12,323.99 12,323.99 0.00 0.00	100.00 % 100.00 % 0.00 % 0.00 %	20.13 % 20.13 % 58.20 % 0.00 %	35,627.49 0.00 58.20 % 0.00 %	58.20 %
1-Jan-11 to 30-Jun-18	Non-Donor Project		0.00	0.00 0.00	0.00 0.00	0.00 % 0.00 %	Taka Release : 12,324.00 % of Allocation : 100.00 %		

## Project-wise Implementation Status of the project under Local Government Division

Reporting Period: July 2015 To June 2016

RADP:2015-16

(Taka in Lakh)

SI No.	Ministry/Division Name Agency Name Project Code and Name		Project Cost	Target and Progress			Cumulative Progress upto Reporting Period		
				Financial		Physical (% of Total Project) A) Target B) Progress	Fin. Total PA (% of Projects Cost)	Physical Progress in %	
				Allocation	Expenditure				
Implementation Period	Development Partner	A) Total B) Taka C) PA D) RPA	A) Total B) Taka C) PA D) RPA E) CDVAT	A) Total B) Taka C) PA D) RPA E) CDVAT	% of Allocation				
1	2	3	4	5	6	7	8	9	
570	3731-5700	Greater Faridpur Rural Infrastructure Development (2nd phase).	149,000.00 149,000.00 0.00 0.00	24,722.00 24,722.00 0.00 0.00	24,721.71 24,721.71 0.00 0.00	100.00 % 100.00 % 0.00 % 0.00 %	16.59 % 16.59 % 47.51 % 0.00 %	70,786.93 0.00 47.51 % 0.00 %	49.55 %
1-Jul-10 to 30-Jun-19	Non-Donor Project		0.00	0.00	0.00	0.00 %			
				0.00	0.00	0.00 %	<b>Taka Release :</b> <b>% of Allocation :</b>	24,722.00 100.00 %	
571	3731-5710	Construction of 2 Bridges on the Bhramaputra River under Islampur Upazilla of Jamalpur District.	20,949.54 20,949.54 0.00 0.00	3,833.00 3,833.00 0.00 0.00	3,821.79 3,821.79 0.00 0.00	99.71 % 99.71 % 0.00 % 0.00 %	18.00 % 18.00 % 85.58 % 0.00 %	17,927.59 0.00 85.58 % 0.00 %	84.00 %
1-Aug-10 to 31-Dec-16	Non-Donor Project		0.00	0.00	0.00	0.00 %			
				0.00	0.00	0.00 %	<b>Taka Release :</b> <b>% of Allocation :</b>	3,833.00 100.00 %	
572	3731-6996	Char Development and Settlement-4 (LGED Component).	25,440.00 5,241.00 20,199.00 20,199.00	5,900.00 1,200.00 4,700.00 4,700.00	5,888.70 1,188.70 4,700.00 4,700.00	99.81 % 99.06 % 100.00 % 100.00 %	20.74 % 20.74 % 70.45 % 70.10 %	17,923.28 14,160.25 70.45 % 70.10 %	74.00 %
1-Jan-11 to 31-Dec-16	IFAD, Netherlands		0.00	0.00	0.00	0.00 %			
				0.00	0.00	0.00 %	<b>Taka Release :</b> <b>% of Allocation :</b>	1,200.00 100.00 %	

## Project-wise Implementation Status of the project under Local Government Division

Reporting Period: July 2015 To June 2016

RADP:2015-16

(Taka in Lakh)

SI No.	Ministry/Division Name Agency Name Project Code and Name		Project Cost	Target and Progress			Cumulative Progress upto Reporting Period		
				Financial		Physical (% of Total Project) A) Target B) Progress	Fin. Total PA (% of Projects Cost)	Physical Progress in %	
				Allocation	Expenditure				
Implementation Period	Development Partner	A) Total B) Taka C) PA D) RPA	A) Total B) Taka C) PA D) RPA E) CDVAT	A) Total B) Taka C) PA D) RPA E) CDVAT	% of Allocation				
1	2	3	4	5	6	7	8	9	
573	3731-5012	Rural Infrastructure Development Project: Greater Dhaka, Tangail and Kishoreganj District.	57,633.60 57,633.60 0.00	10,142.00 10,142.00 0.00	10,141.79 10,141.79 0.00	100.00 % 100.00 % 0.00 %	11.95 % 11.95 % 0.00 %	27,412.10 0.00 47.56 % 0.00 %	47.56 %
1-Mar-11 to 30-Jun-17	Non-Donor Project		0.00	0.00	0.00	0.00 %			
				0.00	0.00	0.00 %	<b>Taka Release :</b>	10,142.00	
							<b>% of Allocation :</b>	100.00 %	
574	3731-5019	Sustainable Rural Infrastructure Improvement Project (SRIP).	98,973.00 41,525.12 57,447.88	23,847.00 9,747.00 14,100.00	23,800.00 9,747.00 14,053.00	99.80 % 100.00 % 99.67 %	15.00 % 15.00 % 75.27 %	74,501.82 46,368.38 80.71 %	91.00 %
1-Jan-11 to 30-Jun-17	ADB, KfW, JFPR		53,380.10	13,600.00	13,553.00	99.65 %			
				0.00	0.00	0.00 %	<b>Taka Release :</b>	9,747.00	
							<b>% of Allocation :</b>	100.00 %	
575	3731-5018	Expansion of Upazilla Complex.	143,000.00 143,000.00 0.00	14,000.00 14,000.00 0.00	13,996.14 13,996.14 0.00	99.97 % 99.97 % 0.00 %	19.00 % 19.00 % 24.72 %	35,354.09 0.00 24.72 % 0.00 %	34.00 %
1-Apr-11 to 30-Jun-18	Non-Donor Project		0.00	0.00	0.00	0.00 %			
				0.00	0.00	0.00 %	<b>Taka Release :</b>	14,000.00	
							<b>% of Allocation :</b>	100.00 %	

## Project-wise Implementation Status of the project under Local Government Division

Reporting Period: July 2015 To June 2016

RADP:2015-16

(Taka in Lakh)

SI No.	Ministry/Division Name Agency Name Project Code and Name		Project Cost	Target and Progress			Cumulative Progress upto Reporting Period		
				Financial		Physical (% of Total Project) A) Target B) Progress	Fin. Total PA (% of Projects Cost)	Physical Progress in %	
				Allocation	Expenditure				
Implementation Period	Development Partner	A) Total B) Taka C) PA D) RPA	A) Total B) Taka C) PA D) RPA E) CDVAT	A) Total B) Taka C) PA D) RPA E) CDVAT	% of Allocation				
1	2	3	4	5	6	7	8	9	
576	3731-5022	Important Urban Infrastructure Development Project.	125,882.27	30,000.00	29,996.28	99.99 %	23.83 %	74,656.58	59.83 %
			125,882.27	30,000.00	29,996.28	99.99 %	23.83 %	0.00	
			0.00	0.00	0.00	0.00 %		59.31 %	
			0.00	0.00	0.00	0.00 %		0.00 %	
1-Jan-11 to 30-Jun-18	Non-Donor Project		0.00	0.00	0.00	0.00 %			
				0.00	0.00	0.00 %			
							<b>Taka Release :</b>	30,000.00	
							<b>% of Allocation :</b>	100.00 %	
577	3731-5027	Construction of Flyover Bridge in Dhaka City (Magbazar-Mouchak Combined Flyover) Project.	121,889.69	27,500.00	27,499.00	100.00 %	22.56 %	65,729.08	76.56 %
			44,273.01	5,000.00	4,999.00	99.98 %	22.56 %	49,500.00	
			77,616.68	22,500.00	22,500.00	100.00 %		53.93 %	
			77,616.68	22,500.00	22,500.00	100.00 %		63.77 %	
1-Jan-11 to 30-Jun-17	DFID, SFD								
				0.00	0.00	0.00 %			
							<b>Taka Release :</b>	5,000.00	
							<b>% of Allocation :</b>	100.00 %	
578	3731-5017	Infrastructure development in the Greater Jessore (Jessore, Jhenaidah, Magura and Narail district).	43,820.00	6,750.00	6,750.00	100.00 %	15.40 %	18,345.62	43.48 %
			43,820.00	6,750.00	6,750.00	100.00 %	15.40 %	0.00	
			0.00	0.00	0.00	0.00 %		41.87 %	
			0.00	0.00	0.00	0.00 %		0.00 %	
1-Mar-11 to 30-Jun-16	Non-Donor Project								
				0.00	0.00	0.00 %			
							<b>Taka Release :</b>	6,750.00	
							<b>% of Allocation :</b>	100.00 %	

## Project-wise Implementation Status of the project under Local Government Division

Reporting Period: July 2015 To June 2016

RADP:2015-16

(Taka in Lakh)

SI No.	Ministry/Division Name Agency Name Project Code and Name		Project Cost	Target and Progress			Cumulative Progress upto Reporting Period		
				Financial		Physical (% of Total Project) A) Target B) Progress	Fin. Total PA (% of Projects Cost)	Physical Progress in %	
				Allocation	Expenditure				
Implementation Period	Development Partner	A) Total B) Taka C) PA D) RPA	A) Total B) Taka C) PA D) RPA E) CDVAT	A) Total B) Taka C) PA D) RPA E) CDVAT	% of Allocation				
1	2	3	4	5	6	7	8	9	
579	3731-5091	Development of Bhangura-Noagaon GCM Road under Bhangura Upzilla of Pabna District.	10,836.00 10,836.00 0.00	2,300.00 2,300.00 0.00	2,300.00 2,300.00 0.00	100.00 % 100.00 % 0.00 %	21.23 % 21.23 % 0.00 %	6,778.87 0.00 62.56 % 0.00 %	64.00 %
1-Jul-11 to 30-Jun-18	Non-Donor Project		0.00	0.00	0.00	0.00 %			
				0.00	0.00	0.00 %	<b>Taka Release :</b> <b>% of Allocation :</b>	2,300.00 100.00 %	
580	3731-5790	Development of Sylhet Division Rural Infrastructure.	49,147.00 49,147.00 0.00	9,490.00 9,490.00 0.00	9,489.76 9,489.76 0.00	100.00 % 100.00 % 0.00 %	23.29 % 23.29 % 0.00 %	36,854.61 0.00 74.99 % 0.00 %	78.75 %
1-Jul-11 to 30-Jun-17	Non-Donor Project		0.00	0.00	0.00	0.00 %			
				0.00	0.00	0.00 %	<b>Taka Release :</b> <b>% of Allocation :</b>	9,490.00 100.00 %	
581	3731-5800	Construction of Union Council Complex Building (2nd Phase).	78,000.00 78,000.00 0.00	13,000.00 13,000.00 0.00	13,000.00 13,000.00 0.00	100.00 % 100.00 % 0.00 %	15.00 % 15.00 % 0.00 %	44,101.25 0.00 56.54 % 0.00 %	70.00 %
1-Jul-11 to 30-Jun-17	Non-Donor Project		0.00	0.00	0.00	0.00 %			
				0.00	0.00	0.00 %	<b>Taka Release :</b> <b>% of Allocation :</b>	13,000.00 100.00 %	

## Project-wise Implementation Status of the project under Local Government Division

Reporting Period: July 2015 To June 2016

RADP:2015-16

(Taka in Lakh)

SI No.	Ministry/Division Name Agency Name Project Code and Name		Project Cost	Target and Progress			Cumulative Progress upto Reporting Period		
				Financial		Physical (% of Total Project) A) Target B) Progress	Fin. Total PA (% of Projects Cost)	Physical Progress in %	
				Allocation	Expenditure				
Implementation Period	Development Partner	A) Total B) Taka C) PA D) RPA	A) Total B) Taka C) PA D) RPA E) CDVAT	A) Total B) Taka C) PA D) RPA E) CDVAT	% of Allocation				
1	2	3	4	5	6	7	8	9	
582	3731-5400	Urban Area Development Project.	139,597.75 34,941.12 104,656.63	48,500.00 12,800.00 35,700.00	48,485.57 12,785.57 35,700.00	99.97 % 99.89 % 100.00 %	31.00 % 31.00 % 65.32 % 65.99 %	91,190.48 69,066.70	66.00 %
1-Jul-11 to 31-Dec-16	ADB		92,195.45	30,000.00	30,000.00	100.00 %			
				0.00	0.00	0.00 %	<b>Taka Release :</b> <b>% of Allocation :</b>	12,800.00 100.00 %	
583	3731-5880	Rehabilitation of Narshunda River in Kishoregonj District and Development of Adjacent Area of Kishoregonj Pourashava.	11,085.25 11,085.25 0.00	3,651.00 3,651.00 0.00	3,651.00 3,651.00 0.00	100.00 % 100.00 % 0.00 %	30.00 % 30.00 % 95.49 % 0.00 %	10,584.96 0.00 95.49 % 0.00 %	96.00 %
1-Jan-12 to 30-Jun-16	Non-Donor Project		0.00	0.00	0.00	0.00 %			
				0.00	0.00	0.00 %	<b>Taka Release :</b> <b>% of Allocation :</b>	3,651.00 100.00 %	
584	3731-5890	Enhancement of Physical Facilities of Existing Engineering & Survey Institute, Rajshahi.	2,400.97 2,400.97 0.00	225.00 225.00 0.00	225.00 225.00 0.00	100.00 % 100.00 % 0.00 %	9.37 % 9.37 % 58.70 % 0.00 %	1,409.40 0.00 58.70 % 0.00 %	61.24 %
1-Jul-11 to 30-Jun-17	Non-Donor Project		0.00	0.00	0.00	0.00 %			
				0.00	0.00	0.00 %	<b>Taka Release :</b> <b>% of Allocation :</b>	225.00 100.00 %	

## Project-wise Implementation Status of the project under Local Government Division

Reporting Period: July 2015 To June 2016

RADP:2015-16

(Taka in Lakh)

SI No.	Ministry/Division Name Agency Name Project Code and Name		Project Cost	Target and Progress			Cumulative Progress upto Reporting Period		
				Financial		Physical (% of Total Project) A) Target B) Progress	Fin. Total PA (% of Projects Cost)	Physical Progress in %	
				Allocation	Expenditure				
Implementation Period	Development Partner	A) Total B) Taka C) PA D) RPA	A) Total B) Taka C) PA D) RPA E) CDVAT	A) Total B) Taka C) PA D) RPA E) CDVAT	% of Allocation				
1	2	3	4	5	6	7	8	9	
585	3731-5045	Infrastructure Development of Greater Kushtia District Project (Kushtia, Chuadanga & Meherpur District).	34,033.00 34,033.00 0.00	6,250.00 6,250.00 0.00	6,249.78 6,249.78 0.00	100.00 % 100.00 % 0.00 %	14.69 % 14.69 % 0.00 %	16,017.71 0.00 47.07 % 0.00 %	47.00 %
1-Jan-12 to 30-Jun-16	Non-Donor Project		0.00	0.00	0.00	0.00 %			
				0.00	0.00	0.00 %	<b>Taka Release :</b> <b>% of Allocation :</b>	6,250.00 100.00 %	
586	3731-5046	Development of Important Rural Infrastructures Project (DIRIP).	61,547.00 61,547.00 0.00	9,500.00 9,500.00 0.00	9,494.75 9,494.75 0.00	99.94 % 99.94 % 0.00 %	15.44 % 15.44 % 0.00 %	29,230.13 0.00 47.49 % 0.00 %	47.49 %
1-Jul-12 to 30-Jun-18	Non-Donor Project		0.00	0.00	0.00	0.00 %			
				0.00	0.00	0.00 %	<b>Taka Release :</b> <b>% of Allocation :</b>	9,500.00 100.00 %	
587	3731-5047	WFP Assisted Enhancing Resilience to Disaster and the Effects of Climate Change Project.	71,537.00 52,932.00 18,605.00	5,752.00 5,752.00 0.00	5,750.55 5,750.55 0.00	99.97 % 99.97 % 0.00 %	4.82 % 4.82 % 0.00 %	45,780.28 12,336.75 64.00 % 66.31 %	72.74 %
1-Jan-12 to 30-Jun-17	Non-Donor Project		0.00	0.00	0.00	0.00 %			
				0.00	0.00	0.00 %	<b>Taka Release :</b> <b>% of Allocation :</b>	5,752.00 100.00 %	



## Project-wise Implementation Status of the project under Local Government Division

Reporting Period: July 2015 To June 2016

RADP:2015-16

(Taka in Lakh)

SI No.	Ministry/Division Name Agency Name Project Code and Name		Project Cost	Target and Progress			Cumulative Progress upto Reporting Period		
				Financial		Physical (% of Total Project) A) Target B) Progress	Fin. Total PA (% of Projects Cost)	Physical Progress in %	
				Allocation	Expenditure				
Implementation Period	Development Partner	A) Total B) Taka C) PA D) RPA	A) Total B) Taka C) PA D) RPA E) CDVAT	A) Total B) Taka C) PA D) RPA E) CDVAT	% of Allocation				
1	2	3	4	5	6	7	8	9	
588	3731-5072	Capacity Development Project for Participatory Water Resources Management through Integrated Rural Development.	5,685.00	1,088.00	1,088.00	100.00 %	19.00 %	3,657.00	64.30 %
			655.00	0.00	0.00	0.00 %	19.00 %	3,342.00	
			5,030.00	1,088.00	1,088.00	100.00 %		64.33 %	
1-Sep-12 to 29-Sep-17	Non-Donor Project		0.00	0.00	0.00	0.00 %		66.44 %	
				0.00	0.00	0.00 %	<b>Taka Release :</b>	0.00	
							<b>% of Allocation :</b>	0.00 %	
589	3731-5054	Haor Infrastructure and Livelihood Improvement Project.	107,632.00	17,000.00	15,426.00	90.74 %	26.00 %	56,269.53	57.00 %
			26,992.76	3,500.00	3,500.00	100.00 %	26.00 %	43,122.73	
			80,639.24	13,500.00	11,926.00	88.34 %		52.28 %	
1-Jul-12 to 30-Jun-19	IFAD		80,639.24	13,500.00	11,926.00	88.34 %		53.48 %	
				0.00	0.00	0.00 %	<b>Taka Release :</b>	3,500.00	
							<b>% of Allocation :</b>	100.00 %	
590	3731-5057	Rural Transport Improvement Project-2 (RTIP-2).	334,304.77	49,200.00	49,198.63	100.00 %	14.70 %	112,325.93	41.06 %
			92,623.47	8,000.00	7,998.81	99.99 %	14.70 %	82,033.26	
			241,681.30	41,200.00	41,199.82	100.00 %		33.60 %	
1-Jul-12 to 30-Jun-17	IDA		241,681.30	41,200.00	41,199.82	100.00 %		33.94 %	
				0.00	0.00	0.00 %	<b>Taka Release :</b>	8,000.00	
							<b>% of Allocation :</b>	100.00 %	

## Project-wise Implementation Status of the project under Local Government Division

Reporting Period: July 2015 To June 2016

RADP:2015-16

(Taka in Lakh)

SI No.	Ministry/Division Name Agency Name Project Code and Name		Project Cost	Target and Progress			Cumulative Progress upto Reporting Period		
				Financial		Physical (% of Total Project) A) Target B) Progress	Fin. Total PA (% of Projects Cost)	Physical Progress in %	
				Allocation	Expenditure				
Implementation Period	Development Partner	A) Total B) Taka C) PA D) RPA	A) Total B) Taka C) PA D) RPA E) CDVAT	A) Total B) Taka C) PA D) RPA E) CDVAT	% of Allocation				
1	2	3	4	5	6	7	8	9	
591	3731-5058 Coastal Climate Change Resilient Infrastructure Improvement Project.		123,000.00 25,584.00 97,416.00 94,054.00	21,000.00 4,000.00 17,000.00 16,500.00 0.00	21,000.00 4,000.00 17,000.00 16,500.00 0.00	100.00 % 100.00 % 100.00 % 100.00 % 0.00 %	17.37 % 17.37 % 31.93 % 32.60 %	39,270.89 31,762.00 31.93 % 32.60 %	36.73 %
1-Jul-12 to 31-Dec-18	ADB, KfW, IFAD							Taka Release : 4,000.00 % of Allocation : 100.00 %	
592	3731-5078 Project Design Advancement (PDA) for Coastal Towns Infrastructure Improvement Project.		3,494.40 554.40 2,940.00 0.00	215.00 90.00 125.00 0.00 0.00	214.77 89.77 125.00 125.00 0.00 0.00	99.89 % 99.74 % 100.00 % 0.00 % 0.00 %	23.41 % 23.41 % 44.23 % 42.55 %	1,545.65 1,251.00 44.23 % 42.55 %	44.00 %
1-May-13 to 30-Apr-18	ADB							Taka Release : 90.00 % of Allocation : 100.00 %	
593	3731-5083 Technical Assistance for Transit Oriented Development and Improved Traffic Management in Tongi-Gazipur City Areas (Proposed Gazipur City Corporation).		1,026.45 205.35 821.10 0.00	400.00 0.00 400.00 0.00 0.00	400.00 0.00 400.00 400.00 0.00 0.00	100.00 % 0.00 % 100.00 % 100.00 % 0.00 %	40.00 % 40.00 % 38.97 % 48.72 %	400.00 400.00 38.97 % 48.72 %	40.00 %
1-Feb-13 to 31-Dec-16	ADB							Taka Release : 0.00 % of Allocation : 0.00 %	

## Project-wise Implementation Status of the project under Local Government Division

Reporting Period: July 2015 To June 2016

RADP:2015-16

(Taka in Lakh)

SI No.	Ministry/Division Name Agency Name Project Code and Name		Project Cost	Target and Progress			Cumulative Progress upto Reporting Period		
				Financial		Physical (% of Total Project) A) Target B) Progress	Fin. Total PA (% of Projects Cost)	Physical Progress in %	
				Allocation	Expenditure				
Implementation Period	Development Partner	A) Total B) Taka C) PA D) RPA	A) Total B) Taka C) PA D) RPA E) CDVAT	A) Total B) Taka C) PA D) RPA E) CDVAT	% of Allocation				
1	2	3	4	5	6	7	8	9	
594	3731-5073	Northern Bangladesh Integrated Development Project.	270,594.00	19,200.00	19,199.40	100.00 %	9.00 %	29,549.47	11.00 %
			57,837.00	2,500.00	2,499.40	99.98 %	9.00 %	23,097.30	
			212,757.00	16,700.00	16,700.00	100.00 %		10.92 %	
			204,889.00	14,500.00	14,500.00	100.00 %		10.86 %	
1-Mar-13 to 30-Jun-19	JICA			35.00	35.00	100.00 %			
							<b>Taka Release :</b>	2,500.00	
							<b>% of Allocation :</b>	100.00 %	
595	3731-5082	Dev. of Baliajuri GC Road of Madargonj Upazila, District Jamalpur upto Sariakandi GC Road of Sariakandi Upazila District Bogra alongwith the Construction of 110 m Long Bridge over Chandpur Khal.	1,537.00	417.00	417.00	100.00 %	27.13 %	1,426.00	93.78 %
			1,537.00	417.00	417.00	100.00 %	27.13 %	0.00	
			0.00	0.00	0.00	0.00 %		92.78 %	
			0.00	0.00	0.00	0.00 %		0.00 %	
1-Jan-13 to 30-Jun-16	Non-Donor Project			0.00	0.00	0.00 %			
				0.00	0.00	0.00 %	<b>Taka Release :</b>	417.00	
							<b>% of Allocation :</b>	100.00 %	
596	3731-5103	Construction Cleaners' Colony of Dhaka City Corporation.	19,000.00	1,400.00	1,400.00	100.00 %	7.40 %	1,908.00	14.00 %
			19,000.00	1,400.00	1,400.00	100.00 %	7.40 %	0.00	
			0.00	0.00	0.00	0.00 %		10.04 %	
			0.00	0.00	0.00	0.00 %		0.00 %	
1-Jul-13 to 30-Jun-17	Non-Donor Project			0.00	0.00	0.00 %			
				0.00	0.00	0.00 %	<b>Taka Release :</b>	1,400.00	
							<b>% of Allocation :</b>	100.00 %	

## Project-wise Implementation Status of the project under Local Government Division

Reporting Period: July 2015 To June 2016

RADP:2015-16

(Taka in Lakh)

SI No.	Ministry/Division Name Agency Name Project Code and Name		Project Cost	Target and Progress			Cumulative Progress upto Reporting Period		
				Financial		Physical (% of Total Project) A) Target B) Progress	Fin. Total PA (% of Projects Cost)	Physical Progress in %	
				Allocation	Expenditure				
Implementation Period	Development Partner	A) Total B) Taka C) PA D) RPA	A) Total B) Taka C) PA D) RPA E) CDVAT	A) Total B) Taka C) PA D) RPA E) CDVAT	% of Allocation				
1	2	3	4	5	6	7	8	9	
597	3731-5097	Development of Shakooni Lake & Municipal Park under Madaripur Municipal Corporation.	2,250.00 2,250.00 0.00	1,350.00 1,350.00 0.00	1,327.72 1,327.72 0.00	98.35 % 98.35 % 0.00 %	51.00 % 51.00 % 0.00 %	2,227.72 0.00 99.01 % 0.00 %	100.00 %
1-Nov-13 to 30-Jun-16	Non-Donor Project		0.00	0.00	0.00	0.00 %			
				0.00	0.00	0.00 %	<b>Taka Release :</b> <b>% of Allocation :</b>	1,350.00 100.00 %	
598	3731-5111	Coastal Towns Environmental Infrastructure Project (CTEIP).	87,477.00 16,964.00 70,513.00 68,954.42	7,578.00 800.00 6,778.00 6,504.00	7,497.64 799.64 6,698.00 6,424.00	98.94 % 99.96 % 98.82 % 98.77 %	12.00 % 11.99 % 11.79 % 12.18 %	10,311.89 8,588.00 11.79 % 12.18 %	12.00 %
1-Jan-14 to 31-May-20	ADB		0.00	0.00	0.00	0.00 %			
				0.00	0.00	0.00 %	<b>Taka Release :</b> <b>% of Allocation :</b>	800.00 100.00 %	
599	3731-5104	Infrastructure Development of Bhola Municipal Corporation.	2,194.30 2,194.30 0.00 0.00	548.00 548.00 0.00 0.00	548.00 548.00 0.00 0.00	100.00 % 100.00 % 0.00 % 0.00 %	25.00 % 25.00 % 99.99 % 0.00 %	2,194.00 0.00 99.99 % 0.00 %	100.00 %
1-Nov-13 to 31-Dec-16	Non-Donor Project		0.00	0.00	0.00	0.00 %			
				0.00	0.00	0.00 %	<b>Taka Release :</b> <b>% of Allocation :</b>	548.00 100.00 %	

## Project-wise Implementation Status of the project under Local Government Division

Reporting Period: July 2015 To June 2016

RADP:2015-16

(Taka in Lakh)

SI No.	Ministry/Division Name Agency Name Project Code and Name		Project Cost	Target and Progress			Cumulative Progress upto Reporting Period		
				Financial		Physical (% of Total Project) A) Target B) Progress	Fin. Total PA (% of Projects Cost)	Physical Progress in %	
				Allocation	Expenditure				
Implementation Period	Development Partner	A) Total B) Taka C) PA D) RPA	A) Total B) Taka C) PA D) RPA E) CDVAT	A) Total B) Taka C) PA D) RPA E) CDVAT	% of Allocation				
1	2	3	4	5	6	7	8	9	
600	3731-5101	Bank Protection, Re-excavation of Bannai Canal and Pour Infrastruccion Development of Sujanagar Pourashava.	1,485.00 1,485.00 0.00	606.00 606.00 0.00	606.00 606.00 0.00	100.00 % 100.00 % 0.00 %	30.00 % 30.00 % 0.00 %	1,454.93 0.00 97.98 % 0.00 %	100.00 %
1-Dec-13 to 30-Jun-16	Non-Donor Project		0.00	0.00	0.00	0.00 %			
				0.00	0.00	0.00 %	<b>Taka Release :</b> <b>% of Allocation :</b>	606.00 100.00 %	
601	3731-5113	Municipal Governance and Services Project (MGSP).	247,093.92 51,728.56 195,365.36 195,365.36	26,000.00 3,400.00 22,600.00 22,600.00	25,845.09 3,245.09 22,600.00 22,600.00	99.40 % 95.44 % 100.00 % 100.00 %	13.99 % 13.99 % 15.03 % 17.04 %	37,134.02 33,286.83 15.03 % 17.04 %	19.00 %
1-Jan-14 to 31-Dec-19	Non-Donor Project		195,365.36	22,600.00	22,600.00	100.00 %			
				2,000.00	1,998.00	99.90 %	<b>Taka Release :</b> <b>% of Allocation :</b>	3,398.00 99.94 %	
602	3731-5084	Rural Employment and Road Maintenance Program-2 (RERMP-2).	110,200.00 81,325.00 28,875.00 28,875.00	24,493.00 18,493.00 6,000.00 5,992.00	24,492.40 18,492.40 6,000.00 5,992.00	100.00 % 100.00 % 100.00 % 100.00 %	22.23 % 22.23 % 52.37 % 63.36 %	57,711.35 18,296.00 52.37 % 63.36 %	56.25 %
1-Jul-13 to 30-Jun-17	EU		28,875.00	5,992.00	5,992.00	100.00 %			
				0.00	0.00	0.00 %	<b>Taka Release :</b> <b>% of Allocation :</b>	18,493.00 100.00 %	

## Project-wise Implementation Status of the project under Local Government Division

Reporting Period: July 2015 To June 2016

RADP:2015-16

(Taka in Lakh)

SI No.	Ministry/Division Name Agency Name Project Code and Name		Project Cost	Target and Progress			Cumulative Progress upto Reporting Period		
				Financial		Physical (% of Total Project) A) Target B) Progress	Fin. Total PA (% of Projects Cost)	Physical Progress in %	
				Allocation	Expenditure				
Implementation Period	Development Partner	A) Total B) Taka C) PA D) RPA	A) Total B) Taka C) PA D) RPA E) CDVAT	A) Total B) Taka C) PA D) RPA E) CDVAT	% of Allocation	A) Target B) Progress	8	9	
1	2	3	4	5	6	7	8	9	
603	3731-5088	Barisal Division Rural Infrastructure Development Project.	63,800.00 63,800.00 0.00 0.00	14,550.00 14,550.00 0.00 0.00	14,548.25 14,548.25 0.00 0.00	99.99 % 99.99 % 0.00 % 0.00 %	22.83 % 22.83 % 0.00 % 0.00 %	21,367.26 0.00 33.49 % 0.00 %	33.49 %
1-Jul-13 to 30-Jun-18	Non-Donor Project		0.00	0.00	0.00	0.00 %			
				0.00	0.00	0.00 %	<b>Taka Release :</b> <b>% of Allocation :</b>	14,550.00 100.00 %	
604	3731-5098	Bangladesh Agricultural Infrastructure Development.	14,260.00 1,660.00 12,600.00 12,600.00	1,630.00 130.00 1,500.00 1,500.00	1,626.65 130.00 1,496.65 1,496.65	99.79 % 100.00 % 99.78 % 99.78 %	11.03 % 11.03 % 17.57 % 17.81 %	2,505.81 2,244.18 17.57 % 17.81 %	17.98 %
1-Jul-13 to 30-Jun-17	USAID		0.00	0.00	0.00	0.00 %			
				0.00	0.00	0.00 %	<b>Taka Release :</b> <b>% of Allocation :</b>	130.00 100.00 %	
605	3731-5089	Construction of 950 m. PC Girder Bridge over Dharla at Fullbari Upazilla of Kurigram District.	22,719.00 22,719.00 0.00 0.00	4,000.00 4,000.00 0.00 0.00	3,999.94 3,999.94 0.00 0.00	100.00 % 100.00 % 0.00 % 0.00 %	19.00 % 19.00 % 0.00 % 0.00 %	7,999.74 0.00 35.21 % 0.00 %	37.00 %
1-Jan-12 to 30-Jun-17	Non-Donor Project		0.00	0.00	0.00	0.00 %			
				0.00	0.00	0.00 %	<b>Taka Release :</b> <b>% of Allocation :</b>	4,000.00 100.00 %	

## Project-wise Implementation Status of the project under Local Government Division

Reporting Period: July 2015 To June 2016

RADP:2015-16

(Taka in Lakh)

SI No.	Ministry/Division Name Agency Name Project Code and Name		Project Cost	Target and Progress			Cumulative Progress upto Reporting Period		
				Financial		Physical (% of Total Project) A) Target B) Progress	Fin. Total PA (% of Projects Cost)	Physical Progress in %	
				Allocation	Expenditure				
Implementation Period	Development Partner	A) Total B) Taka C) PA D) RPA	A) Total B) Taka C) PA D) RPA E) CDVAT	A) Total B) Taka C) PA D) RPA E) CDVAT	% of Allocation	A) Target B) Progress	Fin. Total PA (% of Projects Cost)	Physical Progress in %	
1	2	3	4	5	6	7	8	9	
606	3731-5096	Greater Noakhali (Noakhali, Feni & Laksmipur Districts) Rural Infrastructure Development Project (Part-2).	45,000.00 45,000.00 0.00	11,000.00 11,000.00 0.00	11,000.00 11,000.00 0.00	100.00 % 100.00 % 0.00 %	24.56 % 24.56 % 0.00 %	16,555.11 0.00 36.79 % 0.00 %	36.96 %
1-Jul-13 to 30-Jun-18	Non-Donor Project		0.00	0.00	0.00	0.00 %			
				0.00	0.00	0.00 %	<b>Taka Release :</b> <b>% of Allocation :</b>	11,000.00 100.00 %	
607	3731-5102	Construction of a 668 m. Long PC Girder Bridge over Boro Baliatali Andhermanik River on Kalapara- Baliatali- Gangamati Road under Kalapara Upazilla of Patuakhali Dist.	12,541.43 12,541.43 0.00	40.00 40.00 0.00	39.92 39.92 0.00	99.80 % 99.80 % 0.00 %	2.00 % 2.00 % 0.00 %	73.51 0.00 0.59 % 0.00 %	2.27 %
1-Jul-13 to 30-Jun-18	Non-Donor Project		0.00	0.00	0.00	0.00 %			
				0.00	0.00	0.00 %	<b>Taka Release :</b> <b>% of Allocation :</b>	40.00 100.00 %	
608	3731-5093	Rangpur Division Rural Infrastructure Development.	70,000.00 70,000.00 0.00	16,100.00 16,100.00 0.00	16,100.00 16,100.00 0.00	100.00 % 100.00 % 0.00 %	23.00 % 23.00 % 0.00 %	25,100.00 0.00 35.86 % 0.00 %	36.33 %
1-Jul-13 to 30-Jun-18	Non-Donor Project		0.00	0.00	0.00	0.00 %			
				0.00	0.00	0.00 %	<b>Taka Release :</b> <b>% of Allocation :</b>	16,100.00 100.00 %	

## Project-wise Implementation Status of the project under Local Government Division

Reporting Period: July 2015 To June 2016

RADP:2015-16

(Taka in Lakh)

SI No.	Ministry/Division Name Agency Name Project Code and Name		Project Cost	Target and Progress			Cumulative Progress upto Reporting Period		
				Financial		Physical (% of Total Project) A) Target B) Progress	Fin. Total PA (% of Projects Cost)	Physical Progress in %	
				Allocation	Expenditure				
Implementation Period	Development Partner	A) Total B) Taka C) PA D) RPA	A) Total B) Taka C) PA D) RPA E) CDVAT	A) Total B) Taka C) PA D) RPA E) CDVAT	% of Allocation				
1	2	3	4	5	6	7	8	9	
609	3731-5094	Construction of 1490 m. Long PC Girder Bridge on Panchpir Bazar to Chilmari Upazilla H/Q. Road over Teesta River at Sundargonj Upazilla under Gainandha District.	73,085.00	200.00	199.99	100.00 %	0.15 %	969.87	1.34 %
			14,772.50	200.00	199.99	100.00 %	0.15 %	0.00	
			58,312.50	0.00	0.00	0.00 %		1.33 %	
			58,312.50	0.00	0.00	0.00 %		0.00 %	
1-Jul-13 to 30-Jun-19	SFD			0.00	0.00	0.00 %			
				0.00	0.00	0.00 %			
							<b>Taka Release :</b>	200.00	
							<b>% of Allocation :</b>	100.00 %	
610	3731-5099	Construction of 520.60 m. Long Bridge over Dhaleshwari River on Nagorpur-Mirzapur via Mokna Upazilla Road at Nagorpur Upazilla of Tangail District.	7,556.32	2,500.00	2,499.99	100.00 %	21.00 %	4,771.54	71.00 %
			7,556.32	2,500.00	2,499.99	100.00 %	21.00 %	0.00	
			0.00	0.00	0.00	0.00 %		63.15 %	
			0.00	0.00	0.00	0.00 %		0.00 %	
1-Jul-13 to 30-Jun-17	Non-Donor Project			0.00	0.00	0.00 %			
				0.00	0.00	0.00 %			
							<b>Taka Release :</b>	2,500.00	
							<b>% of Allocation :</b>	100.00 %	
611	3731-5106	Greater Mymensingh Rural Infrastructure Development.	4,886.45	9,800.00	9,799.95	100.00 %	20.53 %	14,343.87	29.00 %
			4,886.45	9,800.00	9,799.95	100.00 %	20.53 %	0.00	
			0.00	0.00	0.00	0.00 %		293.54 %	
			0.00	0.00	0.00	0.00 %		0.00 %	
1-Jan-14 to 30-Jun-19	Non-Donor Project			0.00	0.00	0.00 %			
				0.00	0.00	0.00 %			
							<b>Taka Release :</b>	9,800.00	
							<b>% of Allocation :</b>	100.00 %	



## Project-wise Implementation Status of the project under Local Government Division

Reporting Period: July 2015 To June 2016

RADP:2015-16

(Taka in Lakh)

SI No.	Ministry/Division Name Agency Name Project Code and Name		Project Cost	Target and Progress			Cumulative Progress upto Reporting Period		
				Financial		Physical (% of Total Project) A) Target B) Progress	Fin. Total PA (% of Projects Cost)	Physical Progress in %	
				Allocation	Expenditure				
Implementation Period	Development Partner	A) Total B) Taka C) PA D) RPA	A) Total B) Taka C) PA D) RPA E) CDVAT	A) Total B) Taka C) PA D) RPA E) CDVAT	% of Allocation				
1	2	3	4	5	6	7	8	9	
612	3731-5107	Construction of 4 Bridges at Boxigonj and Dewangonj Upazillas of Jamalpur District.	15,179.00 15,179.00 0.00	3,300.00 3,300.00 0.00	3,299.99 3,299.99 0.00	100.00 % 100.00 % 0.00 %	30.00 % 30.00 % 0.00 %	4,786.20 0.00 31.53 % 0.00 %	45.00 %
1-Jan-14 to 31-Dec-17	Non-Donor Project		0.00	0.00	0.00	0.00 %			
				0.00	0.00	0.00 %	<b>Taka Release :</b>	3,300.00	
						0.00 %	<b>% of Allocation :</b>	100.00 %	
613	3731-5108	Road improvement Project from Dariapur - Shibgonj - Durlavpur via 2nd Mohananda Bridge to Sundarpur Union, Morapagla, Mollagram Padma Beri Bandth Chapainawabgonj Dist.	2,314.00 2,314.00 0.00	1,487.00 1,487.00 0.00	1,486.61 1,486.61 0.00	99.97 % 99.97 % 0.00 %	64.48 % 64.48 % 0.00 %	2,343.61 0.00 101.28 % 0.00 %	100.00 %
1-Dec-13 to 30-Jun-16	Non-Donor Project		0.00	0.00	0.00	0.00 %			
				0.00	0.00	0.00 %	<b>Taka Release :</b>	1,487.00	
						0.00 %	<b>% of Allocation :</b>	100.00 %	
614	3731-5116	Infrastructure Development under Melandaha & Mothergonj Upazillas of Jamalpur District.	1,660.00 1,660.00 0.00	840.00 840.00 0.00	834.00 834.00 0.00	99.29 % 99.29 % 0.00 %	53.14 % 53.14 % 0.00 %	1,359.00 0.00 81.87 % 0.00 %	100.00 %
1-Jul-14 to 30-Jun-16	Non-Donor Project		0.00	0.00	0.00	0.00 %			
				0.00	0.00	0.00 %	<b>Taka Release :</b>	840.00	
						0.00 %	<b>% of Allocation :</b>	100.00 %	

## Project-wise Implementation Status of the project under Local Government Division

Reporting Period: July 2015 To June 2016

RADP:2015-16

(Taka in Lakh)

SI No.	Ministry/Division Name Agency Name Project Code and Name		Project Cost	Target and Progress			Cumulative Progress upto Reporting Period		
				Financial		Physical (% of Total Project) A) Target B) Progress	Fin. Total PA (% of Projects Cost)	Physical Progress in %	
				Allocation	Expenditure				
Implementation Period	Development Partner	A) Total B) Taka C) PA D) RPA	A) Total B) Taka C) PA D) RPA E) CDVAT	A) Total B) Taka C) PA D) RPA E) CDVAT	% of Allocation				
1	2	3	4	5	6	7	8	9	
615	3731-5117	Development of 6 Bridges/6 Roads under Mehendigonj & Hijla Upazilas of Barisal District.	2,029.00 2,029.00 0.00	700.00 700.00 0.00	700.00 700.00 0.00	100.00 % 100.00 % 0.00 %	34.72 % 34.72 % 0.00 %	1,075.00 0.00 52.98 % 0.00 %	55.00 %
1-Jul-14	to 30-Jun-17	Non-Donor Project	0.00	0.00	0.00	0.00 %			
				0.00	0.00	0.00 %	<b>Taka Release :</b> <b>% of Allocation :</b>	700.00 100.00 %	
616	3731-5124	Banapole Pourashava Infrastructure Improvement Project.	2,566.00 2,566.00 0.00	1,000.00 1,000.00 0.00	1,000.00 1,000.00 0.00	100.00 % 100.00 % 0.00 %	37.61 % 37.61 % 0.00 %	1,656.00 0.00 64.54 % 0.00 %	64.54 %
1-Jan-14	to 30-Jun-18	Non-Donor Project	0.00	0.00	0.00	0.00 %			
				0.00	0.00	0.00 %	<b>Taka Release :</b> <b>% of Allocation :</b>	1,000.00 100.00 %	
617	3731-5123	Third Urban Governance and Infrastructure Improvement (Sector) Project (UGIIP-III)	260,048.42 72,847.95 187,200.47	24,900.00 10,000.00 14,900.00	24,890.17 9,990.17 14,900.00	99.96 % 99.90 % 100.00 %	9.58 % 9.58 % 10.55 %	27,424.17 17,100.00 10.55 % 9.13 %	10.55 %
1-Jul-14	to 30-Jun-20	ADB	171,748.63	12,900.00	12,900.00	100.00 %			
				1,524.00	1,523.72	99.98 %	<b>Taka Release :</b> <b>% of Allocation :</b>	9,999.72 100.00 %	

## Project-wise Implementation Status of the project under Local Government Division

Reporting Period: July 2015 To June 2016

RADP:2015-16

(Taka in Lakh)

SI No.	Ministry/Division Name Agency Name Project Code and Name		Project Cost	Target and Progress			Cumulative Progress upto Reporting Period		
				Financial		Physical (% of Total Project) A) Target B) Progress	Fin. Total PA (% of Projects Cost)	Physical Progress in %	
				Allocation	Expenditure				
Implementation Period	Development Partner	A) Total B) Taka C) PA D) RPA	A) Total B) Taka C) PA D) RPA E) CDVAT	A) Total B) Taka C) PA D) RPA E) CDVAT	% of Allocation				
1	2	3	4	5	6	7	8	9	
618	3731-5118	City Governance Project.	294,300.00	19,580.00	19,579.64	100.00 %	9.52 %	21,429.53	10.17 %
			54,531.00	2,880.00	2,879.64	99.99 %	9.52 %	18,250.00	
			239,769.00	16,700.00	16,700.00	100.00 %		7.28 %	
1-Jul-14	to 30-Jun-20	JICA	227,262.00	13,000.00	13,000.00	100.00 %		7.61 %	
				0.00	0.00	0.00 %			
							<b>Taka Release :</b>	2,880.00	
							<b>% of Allocation :</b>	100.00 %	
619	3731-5127	Preparation of Action Plan for Narayangonj and Gazipur City Corporation.	717.10	330.00	330.00	100.00 %	45.00 %	380.00	55.00 %
			717.10	330.00	330.00	100.00 %	45.00 %	0.00	
			0.00	0.00	0.00	0.00 %		52.99 %	
			0.00	0.00	0.00	0.00 %		0.00 %	
1-Jan-14	to 31-Dec-16	Non-Donor Project	0.00	0.00	0.00	0.00 %			
				0.00	0.00	0.00 %			
							<b>Taka Release :</b>	330.00	
							<b>% of Allocation :</b>	100.00 %	
620	3731-5121	Baliadangi, Haripur & Ranisankail Upazila under Thakurgaon District Rural Infrastruccion Improvement Project.	1,795.00	1,195.00	1,195.00	100.00 %	66.57 %	1,795.00	100.00 %
			1,795.00	1,195.00	1,195.00	100.00 %	66.57 %	0.00	
			0.00	0.00	0.00	0.00 %		100.00 %	
			0.00	0.00	0.00	0.00 %		0.00 %	
1-Jul-13	to 30-Jun-16	Non-Donor Project	0.00	0.00	0.00	0.00 %			
				0.00	0.00	0.00 %			
							<b>Taka Release :</b>	1,195.00	
							<b>% of Allocation :</b>	100.00 %	

## Project-wise Implementation Status of the project under Local Government Division

Reporting Period: July 2015 To June 2016

RADP:2015-16

(Taka in Lakh)

SI No.	Ministry/Division Name Agency Name Project Code and Name		Project Cost	Target and Progress			Cumulative Progress upto Reporting Period		
				Financial		Physical (% of Total Project) A) Target B) Progress	Fin. Total PA (% of Projects Cost)	Physical Progress in %	
				Allocation	Expenditure				
Implementation Period	Development Partner	A) Total B) Taka C) PA D) RPA	A) Total B) Taka C) PA D) RPA E) CDVAT	A) Total B) Taka C) PA D) RPA E) CDVAT	% of Allocation				
1	2	3	4	5	6	7	8	9	
621	3731-5128	Haor Flood Management and Livelihood Improvement Project.	88,000.64	7,328.00	7,083.00	96.66 %	8.00 %	8,576.60	9.50 %
			28,330.67	1,828.00	1,593.00	87.14 %	8.00 %	6,240.00	
			59,669.97	5,500.00	5,490.00	99.82 %		9.75 %	
			59,669.97	4,900.00	4,890.00	99.80 %		10.46 %	
1-Jul-15	to 30-Jun-22	JICA		0.00	0.00	0.00 %			
							<b>Taka Release :</b>	1,828.00	
							<b>% of Allocation :</b>	100.00 %	
622	3731-5133	Project Design Advance (PDA) for the Result Based Rural Connectivity Programme.	1,965.54	5.00	4.15	83.00 %	50.00 %	4.90	84.00 %
			417.85	5.00	4.15	83.00 %	54.00 %	0.00	
			1,547.69	0.00	0.00	0.00 %		0.25 %	
			0.00	0.00	0.00	0.00 %		0.00 %	
1-Jan-15	to 31-Dec-16	ADB		0.00	0.00	0.00 %			
				0.00	0.00	0.00 %	<b>Taka Release :</b>	5.00	
							<b>% of Allocation :</b>	100.00 %	
623	3731-5119	Rural Infrastructure Development Project in Sadar Dakhin & Nagalkot Upazila under Comilla District.	2,455.97	1,000.00	1,000.00	100.00 %	41.00 %	2,100.00	86.00 %
			2,455.97	1,000.00	1,000.00	100.00 %	41.00 %	0.00	
			0.00	0.00	0.00	0.00 %		85.51 %	
			0.00	0.00	0.00	0.00 %		0.00 %	
1-Jul-14	to 30-Jun-17	Non-Donor Project		0.00	0.00	0.00 %			
				0.00	0.00	0.00 %	<b>Taka Release :</b>	1,000.00	
							<b>% of Allocation :</b>	100.00 %	

## Project-wise Implementation Status of the project under Local Government Division

Reporting Period: July 2015 To June 2016

RADP:2015-16

(Taka in Lakh)

SI No.	Ministry/Division Name Agency Name Project Code and Name		Project Cost	Target and Progress			Cumulative Progress upto Reporting Period		
				Financial		Physical (% of Total Project) A) Target B) Progress	Fin. Total PA (% of Projects Cost)	Physical Progress in %	
				Allocation	Expenditure				
Implementation Period	Development Partner	A) Total B) Taka C) PA D) RPA	A) Total B) Taka C) PA D) RPA E) CDVAT	A) Total B) Taka C) PA D) RPA E) CDVAT	% of Allocation	A) Target B) Progress	8	9	
1	2	3	4	5	6	7	8	9	
624	3731-5122	Rural Infrastructure Development Project (Comilla, B-Baria & Chandpur District).	56,410.74 56,410.74 0.00 0.00	8,000.00 8,000.00 0.00 0.00	7,999.32 7,999.32 0.00 0.00	99.99 % 99.99 % 0.00 % 0.00 %	14.18 % 14.18 % 15.95 % 0.00 %	8,998.35 0.00 15.95 % 0.00 %	15.95 %
1-Jul-14	to 30-Jun-19	Non-Donor Project	0.00	0.00	0.00	0.00 %			
							<b>Taka Release :</b>	8,000.00	
							<b>% of Allocation :</b>	100.00 %	
625	3731-5125	Construction of 140 m PC Girder Bridge and 140 m viaduct over Chitra river at old Ferryghat.	3,613.00 3,613.00 0.00 0.00	1,200.00 1,200.00 0.00 0.00	1,199.97 1,199.97 0.00 0.00	100.00 % 100.00 % 0.00 % 0.00 %	40.56 % 40.56 % 35.92 % 0.00 %	1,297.97 0.00 35.92 % 0.00 %	43.33 %
1-Jul-14	to 30-Jun-17	Non-Donor Project	0.00	0.00	0.00	0.00 %			
							<b>Taka Release :</b>	1,200.00	
							<b>% of Allocation :</b>	100.00 %	
626	3731-5126	Climate Change Adaption Project (CCAP).	16,580.00 10,728.35 5,851.65 5,851.65	7,378.00 4,100.00 3,278.00 3,278.00	7,346.08 4,068.08 3,278.00 3,278.00	99.57 % 99.22 % 100.00 % 100.00 %	15.83 % 15.83 % 67.60 % 90.20 %	11,207.92 5,278.00 67.60 % 90.20 %	70.00 %
1-Jul-15	to 30-Jun-17	DANIDA	0.00	0.00	0.00	0.00 %			
							<b>Taka Release :</b>	4,100.00	
							<b>% of Allocation :</b>	100.00 %	

## Project-wise Implementation Status of the project under Local Government Division

Reporting Period: July 2015 To June 2016

RADP:2015-16

(Taka in Lakh)

SI No.	Ministry/Division Name Agency Name Project Code and Name		Project Cost	Target and Progress			Cumulative Progress upto Reporting Period		
				Financial		Physical (% of Total Project) A) Target B) Progress	Fin. Total PA (% of Projects Cost)	Physical Progress in %	
				Allocation	Expenditure				
Implementation Period	Development Partner	A) Total B) Taka C) PA D) RPA	A) Total B) Taka C) PA D) RPA E) CDVAT	A) Total B) Taka C) PA D) RPA E) CDVAT	% of Allocation				
1	2	3	4	5	6	7	8	9	
627	3731-5129	Establishment of 9 Important Bridges.	30,561.25 30,561.25 0.00 0.00	3,000.00 3,000.00 0.00 0.00	3,000.00 3,000.00 0.00 0.00	100.00 % 100.00 % 0.00 % 0.00 %	10.00 % 10.00 % 9.88 % 0.00 %	3,019.66 0.00 9.88 % 0.00 %	12.00 %
1-Jul-15	to 31-Dec-17	Non-Donor Project						Taka Release : 3,000.00 % of Allocation : 100.00 %	
628	3731-5131	Establishment of Multipurpose Disaster Shelter Center.	293,500.00 1,000.00 292,500.00 292,500.00	3,286.00 30.00 3,256.00 3,256.00	3,275.49 29.59 3,245.90 3,245.90	99.68 % 98.63 % 99.69 % 99.69 %	8.00 % 8.00 % 1.29 % 1.28 %	3,777.47 3,745.90 1.29 % 1.28 %	9.00 %
1-Jul-15	to 31-Dec-21	World Bank						Taka Release : 30.00 % of Allocation : 100.00 %	
629	3731-5134	Rural Infrastructure Development Project at Narayangonj Sadar-4 of Narayangonj Sadar Upazila, District: Narayangonj	1,889.00 1,889.00 0.00 0.00	1,722.00 1,722.00 0.00 0.00	1,719.11 1,719.11 0.00 0.00	99.83 % 99.83 % 0.00 % 0.00 %	100.00 % 100.00 % 91.01 % 0.00 %	1,719.11 0.00 91.01 % 0.00 %	100.00 %
1-Jan-15	to 30-Jun-16	Non-Donor Project						Taka Release : 1,722.00 % of Allocation : 100.00 %	

## Project-wise Implementation Status of the project under Local Government Division

Reporting Period: July 2015 To June 2016

RADP:2015-16

(Taka in Lakh)

SI No.	Ministry/Division Name Agency Name Project Code and Name		Project Cost	Target and Progress			Cumulative Progress upto Reporting Period		
				Financial		Physical (% of Total Project) A) Target B) Progress	Fin. Total PA (% of Projects Cost)	Physical Progress in %	
				Allocation	Expenditure				
Implementation Period	Development Partner	A) Total B) Taka C) PA D) RPA	A) Total B) Taka C) PA D) RPA E) CDVAT	A) Total B) Taka C) PA D) RPA E) CDVAT	% of Allocation				
1	2	3	4	5	6	7	8	9	
630	3731-5137	Feasibility study for construction of 4 nos. of Bridge: 1 bridge over the river Korotoa under Pirganj Upazila, Rangpur and 2 Bridges over the river Balu under Rugganj Upazila, Narayangonj & one over the river Turag under Savar Upazila, Dhaka.	200.00 200.00 0.00 0.00	200.00 200.00 0.00 0.00	198.00 198.00 0.00 0.00	99.00 % 99.00 % 0.00 % 0.00 %	100.00 % 100.00 % 0.00 % 0.00 %	198.00 0.00 99.00 % 0.00 %	100.00 %
1-Jul-15 to 30-Jun-16	Non-Donor Project		0.00	0.00	0.00	0.00 %			
				0.00	0.00	0.00 %	Taka Release : % of Allocation :	198.00 99.00 %	
631	3731-5138	Feasibility study for construction of 3 nos. of Bridges over the river Jhinai under Basail Upazila, District: Tangail	197.00 197.00 0.00 0.00	177.00 177.00 0.00 0.00	176.50 176.50 0.00 0.00	99.72 % 99.72 % 0.00 % 0.00 %	100.00 % 100.00 % 0.00 % 0.00 %	176.50 0.00 89.59 % 0.00 %	100.00 %
1-Jul-15 to 30-Jun-16	Non-Donor Project		0.00	0.00	0.00	0.00 %			
				0.00	0.00	0.00 %	Taka Release : % of Allocation :	176.50 99.72 %	
632	3731-5139	Rural Infrastructure Development at Shariakandi & Sonatala Upazila under Bogra District	1,998.00 1,998.00 0.00 0.00	800.00 800.00 0.00 0.00	800.00 800.00 0.00 0.00	100.00 % 100.00 % 0.00 % 0.00 %	40.04 % 40.04 % 0.00 % 0.00 %	800.00 0.00 40.04 % 0.00 %	40.04 %
1-Jul-15 to 30-Jun-17	Non-Donor Project		0.00	0.00	0.00	0.00 %			
				0.00	0.00	0.00 %	Taka Release : % of Allocation :	800.00 100.00 %	

## Project-wise Implementation Status of the project under Local Government Division

Reporting Period: July 2015 To June 2016

RADP:2015-16

(Taka in Lakh)

SI No.	Ministry/Division Name Agency Name Project Code and Name		Project Cost	Target and Progress			Cumulative Progress upto Reporting Period		
				Financial		Physical (% of Total Project) A) Target B) Progress	Fin. Total PA (% of Projects Cost)	Physical Progress in %	
				Allocation	Expenditure				
Implementation Period	Development Partner	A) Total B) Taka C) PA D) RPA	A) Total B) Taka C) PA D) RPA E) CDVAT	A) Total B) Taka C) PA D) RPA E) CDVAT	% of Allocation				
1	2	3	4	5	6	7	8	9	
633	3731-5143	Important Rural Infrastructure Development Project on Priority Basis-2 (IRIDP-2).	607,644.00 607,644.00 0.00	41,196.00 41,196.00 0.00	41,196.00 41,196.00 0.00	100.00 % 100.00 % 0.00 %	6.78 % 6.78 % 0.00 %	41,196.00 0.00 0.00 %	6.78 %
1-Jul-15	to 30-Jun-19	Non-Donor Project	0.00	0.00	0.00	0.00 %			
				0.00	0.00	0.00 %	<b>Taka Release :</b>	41,196.00	
						0.00 %	<b>% of Allocation :</b>	100.00 %	
634	3731-5145	Borhan Uddin Pourshova Flood Next Infrastructure, Development Project.	2,026.00 2,026.00 0.00	500.00 500.00 0.00	500.00 500.00 0.00	100.00 % 100.00 % 0.00 %	27.00 % 27.00 % 0.00 %	500.00 0.00 24.68 %	27.00 %
1-Jul-15	to 30-Jun-17	Non-Donor Project	0.00	0.00	0.00	0.00 %			
				0.00	0.00	0.00 %	<b>Taka Release :</b>	500.00	
						0.00 %	<b>% of Allocation :</b>	100.00 %	
635	3731-5147	Construction & Improvement of Road & Drainage System to Improve communication facilities and mitigated water logging probemin Patuakhali Pourashava.	2,220.00 2,220.00 0.00	538.00 538.00 0.00	538.00 538.00 0.00	100.00 % 100.00 % 0.00 %	24.50 % 24.50 % 0.00 %	538.00 0.00 24.23 %	24.50 %
1-Jul-15	to 30-Jun-17	Non-Donor Project	0.00	0.00	0.00	0.00 %			
				0.00	0.00	0.00 %	<b>Taka Release :</b>	538.00	
						0.00 %	<b>% of Allocation :</b>	100.00 %	



## Project-wise Implementation Status of the project under Local Government Division

Reporting Period: July 2015 To June 2016

RADP:2015-16

(Taka in Lakh)

SI No.	Ministry/Division Name Agency Name Project Code and Name		Project Cost	Target and Progress			Cumulative Progress upto Reporting Period		
				Financial		Physical (% of Total Project) A) Target B) Progress	Fin. Total PA (% of Projects Cost)	Physical Progress in %	
				Allocation	Expenditure				
Implementation Period	Development Partner	A) Total B) Taka C) PA D) RPA	A) Total B) Taka C) PA D) RPA E) CDVAT	A) Total B) Taka C) PA D) RPA E) CDVAT	% of Allocation				
1	2	3	4	5	6	7	8	9	
636	3731-5168	Road Improvement Works in Jamalpur & Maderganj Paurashava, Distt. Jamalpur.	2,490.00 2,490.00 0.00	7.00 7.00 0.00	6.97 6.97 0.00	99.57 % 99.57 % 0.00 %	0.35 % 0.35 % 0.28 % 0.00 %	6.97 0.00 0.28 % 0.00 %	0.35%
1-Jan-16 to 30-Jun-18	Non-Donor Project		0.00	0.00	0.00	0.00 %			
				0.00	0.00	0.00 %	Taka Release : 7.00 % of Allocation : 100.00 %		
637	3731-5169	Renovation and Development of the Cultural Center of City Architecture of Jamalpur Town.	12,659.52 12,659.52 0.00	20.00 20.00 0.00	19.95 19.95 0.00	99.75 % 99.75 % 0.00 %	7.00 % 7.00 % 0.00 %	19.95 0.00 0.16 % 0.00 %	7.00%
1-Mar-16 to 28-Feb-19	Non-Donor Project		0.00	0.00	0.00	0.00 %			
				0.00	0.00	0.00 %	Taka Release : 20.00 % of Allocation : 100.00 %		
638	3731-5079	Gopalganj Paurashava Drainage Improvement Project.	2,425.00 2,425.00 0.00	50.00 50.00 0.00	50.00 50.00 0.00	100.00 % 100.00 % 0.00 %	2.06 % 2.06 % 0.00 %	50.00 0.00 2.06 % 0.00 %	6.00%
1-Jan-16 to 31-Dec-17	Non-Donor Project		0.00	0.00	0.00	0.00 %			
				0.00	0.00	0.00 %	Taka Release : 50.00 % of Allocation : 100.00 %		

## Project-wise Implementation Status of the project under Local Government Division

Reporting Period: July 2015 To June 2016

RADP:2015-16

(Taka in Lakh)

SI No.	Ministry/Division Name Agency Name Project Code and Name		Project Cost	Target and Progress			Cumulative Progress upto Reporting Period		
				Financial		Physical (% of Total Project) A) Target B) Progress	Fin. Total PA (% of Projects Cost)	Physical Progress in %	
				Allocation	Expenditure				
Implementation Period	Development Partner	A) Total B) Taka C) PA D) RPA	A) Total B) Taka C) PA D) RPA E) CDVAT	A) Total B) Taka C) PA D) RPA E) CDVAT	% of Allocation				
1	2	3	4	5	6	7	8	9	
639	3731-5171	Infrastructure Improvement Project. Of Gournodi municipality in Barisal District	2,265.17 2,265.17 0.00	1.00 1.00 0.00	1.00 1.00 0.00	100.00 % 100.00 % 0.00 %	0.04 % 0.04 % 0.00 %	1.00 0.00 0.04 % 0.00 %	0.04 %
1-Jan-16 to 31-Dec-17	Non-Donor Project		0.00	0.00	0.00	0.00 %			
				0.00	0.00	0.00 %	<b>Taka Release :</b> 1.00 <b>% of Allocation :</b>		100.00 %
640	3731-5172	Bauphal paurashava Road network and physical Infrastructure Improvement Project.	2,267.00 2,267.00 0.00	1.00 1.00 0.00	1.00 1.00 0.00	100.00 % 100.00 % 0.00 %	0.50 % 0.50 % 0.00 %	1.00 0.00 0.04 % 0.00 %	0.50 %
1-Jan-16 to 31-Dec-17	Non-Donor Project		0.00	0.00	0.00	0.00 %			
				0.00	0.00	0.00 %	<b>Taka Release :</b> 1.00 <b>% of Allocation :</b>		100.00 %
641	3731-5141	Development of Rural Infrastructure at Naria Upazila of Sariatpur District.	2,078.00 2,078.00 0.00	578.00 578.00 0.00	578.00 578.00 0.00	100.00 % 100.00 % 0.00 %	28.81 % 28.81 % 0.00 %	578.00 0.00 27.82 % 0.00 %	28.81 %
1-Jul-15 to 30-Jun-17	Non-Donor Project		0.00	0.00	0.00	0.00 %			
				0.00	0.00	0.00 %	<b>Taka Release :</b> 578.00 <b>% of Allocation :</b>		100.00 %

## Project-wise Implementation Status of the project under Local Government Division

Reporting Period: July 2015 To June 2016

RADP:2015-16

(Taka in Lakh)

SI No.	Ministry/Division Name Agency Name Project Code and Name		Project Cost	Target and Progress			Cumulative Progress upto Reporting Period		
				Financial		Physical (% of Total Project) A) Target B) Progress	Fin. Total PA (% of Projects Cost)	Physical Progress in %	
				Allocation	Expenditure				
Implementation Period	Development Partner	A) Total B) Taka C) PA D) RPA	A) Total B) Taka C) PA D) RPA E) CDVAT	A) Total B) Taka C) PA D) RPA E) CDVAT	% of Allocation				
1	2	3	4	5	6	7	8	9	
642	3731-5142	Development of Rural Infrastructure of the Chittagong Hill Tracts (Phase II).	38,000.00 38,000.00 0.00	825.00 825.00 0.00	824.90 824.90 0.00	99.99 % 99.99 % 0.00 %	10.00 % 10.00 % 0.00 %	824.90 0.00 2.17 % 0.00 %	10.00 %
1-Mar-15 to 31-Dec-19	Non-Donor Project		0.00	0.00	0.00	0.00 %			
				0.00	0.00	0.00 %	<b>Taka Release :</b>	825.00	
						0.00 %	<b>% of Allocation :</b>	100.00 %	
643	3731-5148	Infrastructure Development in the Greater Chittagong (Chittagong and Cox's Bazar Districts).	36,600.00 36,600.00 0.00	500.00 500.00 0.00	500.00 500.00 0.00	100.00 % 100.00 % 0.00 %	1.67 % 1.67 % 0.00 %	500.00 0.00 1.37 % 0.00 %	1.67 %
1-Jul-15 to 30-Jun-19	Non-Donor Project		0.00	0.00	0.00	0.00 %			
				0.00	0.00	0.00 %	<b>Taka Release :</b>	500.00	
						0.00 %	<b>% of Allocation :</b>	100.00 %	
644	3731-5149	Rural Infrastructure Development of Citalamari, Mollahat and Fakirhat in Bagerhat District.	2,480.00 2,480.00 0.00	150.00 150.00 0.00	150.00 150.00 0.00	100.00 % 100.00 % 0.00 %	7.55 % 7.55 % 0.00 %	150.00 0.00 6.05 % 0.00 %	7.55 %
1-Jul-15 to 30-Jun-17	Non-Donor Project		0.00	0.00	0.00	0.00 %			
				0.00	0.00	0.00 %	<b>Taka Release :</b>	150.00	
						0.00 %	<b>% of Allocation :</b>	100.00 %	

## Project-wise Implementation Status of the project under Local Government Division

Reporting Period: July 2015 To June 2016

RADP:2015-16

(Taka in Lakh)

SI No.	Ministry/Division Name Agency Name Project Code and Name		Project Cost	Target and Progress			Cumulative Progress upto Reporting Period		
				Financial		Physical (% of Total Project) A) Target B) Progress	Fin. Total PA (% of Projects Cost)	Physical Progress in %	
				Allocation	Expenditure				
Implementation Period	Development Partner	A) Total B) Taka C) PA D) RPA	A) Total B) Taka C) PA D) RPA E) CDVAT	A) Total B) Taka C) PA D) RPA E) CDVAT	% of Allocation				
1	2	3	4	5	6	7	8	9	
645	3731-5006	Rural Infrastructure Development of Vola Sadar, Borhanuddin and daulatkha Upazila in Bhola district	2,200.00 2,200.00 0.00	100.00 100.00 0.00	100.00 100.00 0.00	100.00 % 100.00 % 0.00 %	6.20 % 6.20 % 0.00 %	100.00 0.00 4.55 % 0.00 %	6.20 %
1-Jul-16 to 30-Jun-17	Non-Donor Project		0.00	0.00	0.00	0.00 %			
				0.00	0.00	0.00 %	<b>Taka Release :</b> <b>% of Allocation :</b>	100.00 100.00 %	
646	3731-5023	Rural Infrastructure Development of Jhalakathi Sadar, Nalchity Upazila in Jhalakathi District.	2,200.00 2,200.00 0.00	100.00 100.00 0.00	100.00 100.00 0.00	100.00 % 100.00 % 0.00 %	7.00 % 7.00 % 0.00 %	100.00 0.00 4.55 % 0.00 %	7.00 %
1-Jan-15 to 30-Jun-17	Non-Donor Project		0.00	0.00	0.00	0.00 %			
				0.00	0.00	0.00 %	<b>Taka Release :</b> <b>% of Allocation :</b>	100.00 100.00 %	
647	3731-5152	Rural Infrastructure Development of Greater Pabna-Bogra District.	46,809.10 46,809.10 0.00	400.00 400.00 0.00	400.00 400.00 0.00	100.00 % 100.00 % 0.00 %	0.21 % 0.21 % 0.00 %	400.00 0.00 0.85 % 0.00 %	0.21 %
1-Dec-15 to 30-Jun-19	Non-Donor Project		0.00	0.00	0.00	0.00 %			
				0.00	0.00	0.00 %	<b>Taka Release :</b> <b>% of Allocation :</b>	400.00 100.00 %	

## Project-wise Implementation Status of the project under Local Government Division

Reporting Period: July 2015 To June 2016

RADP:2015-16

(Taka in Lakh)

SI No.	Ministry/Division Name Agency Name Project Code and Name		Project Cost	Target and Progress			Cumulative Progress upto Reporting Period		
				Financial		Physical (% of Total Project) A) Target B) Progress	Fin. Total PA (% of Projects Cost)	Physical Progress in %	
				Allocation	Expenditure				
Implementation Period	Development Partner	A) Total B) Taka C) PA D) RPA	A) Total B) Taka C) PA D) RPA E) CDVAT	A) Total B) Taka C) PA D) RPA E) CDVAT	% of Allocation				
1	2	3	4	5	6	7	8	9	
648	3731-5146	Development of Road of Sadar Upazila of Narayanganj District.	2,193.49 2,193.49 0.00 0.00	2,160.00 2,160.00 0.00 0.00	2,146.84 2,146.84 0.00 0.00	99.39 % 99.39 % 0.00 % 0.00 %	100.00 % 100.00 % 97.87 % 0.00 %	2,146.84 0.00 97.87 % 0.00 %	100.00 %
1-Sep-15 to 30-Jun-16	Non-Donor Project		0.00	0.00	0.00	0.00 %			
				0.00	0.00	0.00 %	<b>Taka Release :</b> <b>% of Allocation :</b>	2,160.00 100.00 %	
649	3731-5044	Feasibility study of the bridge at Pirganj in Rangpur and Economic Studies for Construction of of 8 Bridges Pirojpur, Tangail, Manikganj, Sirajganj, Naogaon, Netrokona district,	197.00 197.00 0.00 0.00	167.00 167.00 0.00 0.00	165.33 165.33 0.00 0.00	99.00 % 99.00 % 0.00 % 0.00 %	100.00 % 100.00 % 83.92 % 0.00 %	165.33 0.00 83.92 % 0.00 %	100.00 %
1-Jul-15 to 30-Jun-16	Non-Donor Project		0.00	0.00	0.00	0.00 %			
				0.00	0.00	0.00 %	<b>Taka Release :</b> <b>% of Allocation :</b>	166.00 99.40 %	
650	3731-5159	Rural Infrastructure Development of Akkelpur, Kalai and Khetlal Upazla in Joypurhat District.	2,030.00 2,030.00 0.00 0.00	22.00 22.00 0.00 0.00	22.00 22.00 0.00 0.00	100.00 % 100.00 % 0.00 % 0.00 %	1.08 % 1.08 % 1.08 % 0.00 %	22.00 0.00 1.08 % 0.00 %	1.08 %
1-Jul-15 to 30-Jun-17	Non-Donor Project		0.00	0.00	0.00	0.00 %			
				0.00	0.00	0.00 %	<b>Taka Release :</b> <b>% of Allocation :</b>	22.00 100.00 %	

## Project-wise Implementation Status of the project under Local Government Division

Reporting Period: July 2015 To June 2016

RADP:2015-16

(Taka in Lakh)

SI No.	Ministry/Division Name Agency Name Project Code and Name		Project Cost	Target and Progress			Cumulative Progress upto Reporting Period		
				Financial		Physical (% of Total Project) A) Target B) Progress	Fin. Total PA (% of Projects Cost)	Physical Progress in %	
				Allocation	Expenditure				
Implementation Period	Development Partner	A) Total B) Taka C) PA D) RPA	A) Total B) Taka C) PA D) RPA E) CDVAT	A) Total B) Taka C) PA D) RPA E) CDVAT	% of Allocation				
1	2	3	4	5	6	7	8	9	
651	3731-5026	Development and Expansion of Bypass Road from Amjupi to Kedargonj in Meherpur District.	2,318.00 2,318.00 0.00	100.00 100.00 0.00	100.00 100.00 0.00	100.00 % 100.00 % 0.00 %	5.00 % 5.00 % 0.00 %	100.00 0.00 4.31 % 0.00 %	5.00 %
1-Jan-16 to 30-Jun-18	Non-Donor Project		0.00	0.00	0.00	0.00 %			
				0.00	0.00	0.00 %	<b>Taka Release :</b> <b>% of Allocation :</b>	100.00 100.00 %	
652	3731-5151	Important Rural Infrastructure Development of Kishorgonj Sadar and Hoshenpur Upazila in Kishorgonj District.	2,490.00 2,490.00 0.00	100.00 100.00 0.00	100.00 100.00 0.00	100.00 % 100.00 % 0.00 %	10.00 % 10.00 % 0.00 %	100.00 0.00 4.02 % 0.00 %	10.00 %
1-Jan-15 to 30-Jun-17	Non-Donor Project		0.00	0.00	0.00	0.00 %			
				0.00	0.00	0.00 %	<b>Taka Release :</b> <b>% of Allocation :</b>	100.00 100.00 %	
653	3731-5156	Rural Infrastructure Development of Mollahat Upazila in Bagerhat District.	2,194.00 2,194.00 0.00	100.00 100.00 0.00	100.00 100.00 0.00	100.00 % 100.00 % 0.00 %	5.86 % 5.86 % 0.00 %	100.00 0.00 4.56 % 0.00 %	5.86 %
1-Jan-16 to 31-Dec-17	Non-Donor Project		0.00	0.00	0.00	0.00 %			
				0.00	0.00	0.00 %	<b>Taka Release :</b> <b>% of Allocation :</b>	100.00 100.00 %	

## Project-wise Implementation Status of the project under Local Government Division

Reporting Period: July 2015 To June 2016

RADP:2015-16

(Taka in Lakh)

SI No.	Ministry/Division Name Agency Name Project Code and Name		Project Cost	Target and Progress			Cumulative Progress upto Reporting Period		
				Financial		Physical (% of Total Project) A) Target B) Progress	Fin. Total PA (% of Projects Cost)	Physical Progress in %	
				Allocation	Expenditure				
Implementation Period	Development Partner	A) Total B) Taka C) PA D) RPA	A) Total B) Taka C) PA D) RPA E) CDVAT	A) Total B) Taka C) PA D) RPA E) CDVAT	% of Allocation				
1	2	3	4	5	6	7	8	9	
654	3731-5155	Rural Infrastructure Development of Fakirhat Upazila in Bagerhat District.	2,298.00 2,298.00 0.00	100.00 100.00 0.00	100.00 100.00 0.00	100.00 % 100.00 % 0.00 %	4.85 % 4.85 % 0.00 %	100.00 0.00 4.35 % 0.00 %	4.85%
1-Jan-16 to 31-Dec-17	Non-Donor Project		0.00	0.00	0.00	0.00 %			
				0.00	0.00	0.00 %	<b>Taka Release :</b> <b>% of Allocation :</b>	100.00 100.00 %	
655	3731-5153	Rural Infrastructure Development of Faridpur Sadart Upazila in Faridpur District.	2,364.00 2,364.00 0.00	120.00 120.00 0.00	120.00 120.00 0.00	100.00 % 100.00 % 0.00 %	12.69 % 12.69 % 0.00 %	120.00 0.00 5.08 % 0.00 %	12.69%
1-Jan-16 to 31-Dec-17	Non-Donor Project		0.00	0.00	0.00	0.00 %			
				0.00	0.00	0.00 %	<b>Taka Release :</b> <b>% of Allocation :</b>	120.00 100.00 %	
656	3731-5164	Rural Infrastructure Development Mathbaria Upazila in Pirojpur District.	2,238.00 2,238.00 0.00	210.00 210.00 0.00	210.00 210.00 0.00	100.00 % 100.00 % 0.00 %	12.00 % 12.00 % 0.00 %	210.00 0.00 9.38 % 0.00 %	12.00%
1-Jan-16 to 30-Jun-17	Non-Donor Project		0.00	0.00	0.00	0.00 %			
				0.00	0.00	0.00 %	<b>Taka Release :</b> <b>% of Allocation :</b>	210.00 100.00 %	

## Project-wise Implementation Status of the project under Local Government Division

Reporting Period: July 2015 To June 2016

RADP:2015-16

(Taka in Lakh)

SI No.	Ministry/Division Name Agency Name Project Code and Name		Project Cost	Target and Progress			Cumulative Progress upto Reporting Period		
				Financial		Physical (% of Total Project) A) Target B) Progress	Fin. Total PA (% of Projects Cost)	Physical Progress in %	
				Allocation	Expenditure				
Implementation Period	Development Partner	A) Total B) Taka C) PA D) RPA	A) Total B) Taka C) PA D) RPA E) CDVAT	A) Total B) Taka C) PA D) RPA E) CDVAT	% of Allocation				
1	2	3	4	5	6	7	8	9	
657	3731-5157	Rural Infrastructure Development Kuliarchar and Bhairab Upazila in Kishoreganj District.	2,422.00 2,422.00 0.00	5.00 5.00 0.00	5.00 5.00 0.00	100.00 % 100.00 % 0.00 %	0.21 % 0.21 % 0.00 %	5.00 0.00 0.00 %	0.21 %
1-Jan-16 to 31-Dec-17	Non-Donor Project		0.00	0.00	0.00	0.00 %		0.00 %	
				0.00	0.00	0.00 %	<b>Taka Release :</b>	5.00	
						0.00 %	<b>% of Allocation :</b>	100.00 %	
658	3731-5165	Development of the Rural Road of Sadar upazila of Kushtia.	2,396.00 2,396.00 0.00	5.00 5.00 0.00	4.99 4.99 0.00	99.80 % 99.80 % 0.00 %	0.21 % 0.21 % 0.00 %	4.99 0.00 0.00 %	0.21 %
1-Jan-16 to 31-Dec-17	Non-Donor Project		0.00	0.00	0.00	0.00 %		0.00 %	
				0.00	0.00	0.00 %	<b>Taka Release :</b>	5.00	
						0.00 %	<b>% of Allocation :</b>	100.00 %	
659	3731-5154	Important Rural Infrastructure Development of Gopalganj district.	61,484.00 61,484.00 0.00	100.00 100.00 0.00	100.00 100.00 0.00	100.00 % 100.00 % 0.00 %	0.75 % 0.75 % 0.00 %	100.00 0.00 0.16 %	0.75 %
1-Jan-16 to 30-Jun-19	Non-Donor Project		0.00	0.00	0.00	0.00 %		0.00 %	
				0.00	0.00	0.00 %	<b>Taka Release :</b>	100.00	
						0.00 %	<b>% of Allocation :</b>	100.00 %	



## Project-wise Implementation Status of the project under Local Government Division

Reporting Period: July 2015 To June 2016

RADP:2015-16

(Taka in Lakh)

SI No.	Ministry/Division Name Agency Name Project Code and Name		Project Cost	Target and Progress			Cumulative Progress upto Reporting Period		
				Allocation	Financial		Physical (% of Total Project) A) Target B) Progress	Fin. Total PA (% of Projects Cost)	Physical Progress in %
					A) Total B) Taka C) PA D) RPA E) CDVAT	A) Total B) Taka C) PA D) RPA E) CDVAT			
1	2	3	4	5	6	7	8	9	
660	3731-5158	Rural Infrastructure Development of Panchagarh, Lalmonirhat and Kurigram districts (extinct enclaves).	18,059.00 18,059.00 0.00	100.00 100.00 0.00	99.99 99.99 0.00	99.99 % 99.99 % 0.00 %	0.55 % 0.55 % 0.00 %	99.99 0.00 0.55 % 0.00 %	0.55%
1-Dec-15 to 30-Jun-18	Non-Donor Project		0.00	0.00	0.00	0.00 %			
			0.00	0.00	0.00	0.00 %	<b>Taka Release :</b> <b>% of Allocation :</b>	100.00 100.00 %	
661	3731-5166	Rural Infrastructure Development of Greater Rajshahi district (Rajshahi, Naogaon, Natore and campainabaganj) project.	39,852.00 39,852.00 0.00	20.00 20.00 0.00	20.00 20.00 0.00	100.00 % 100.00 % 0.00 %	0.05 % 0.05 % 0.00 %	20.00 0.00 0.05 % 0.00 %	0.05%
1-Jan-16 to 30-Jun-19	Non-Donor Project		0.00	0.00	0.00	0.00 %			
			0.00	0.00	0.00	0.00 %	<b>Taka Release :</b> <b>% of Allocation :</b>	20.00 100.00 %	
662	3731-5167	Development of Sylhet Division rural access roads.	28,704.00 5,304.00 23,400.00	5.00 5.00 0.00	1.99 1.99 0.00	39.80 % 39.80 % 0.00 %	5.00 % 1.99 % 0.00 %	1.99 0.00 0.01 % 0.00 %	1.99%
1-Jul-15 to 30-Jun-19	Non-Donor Project		23,119.20	0.00	0.00	0.00 %			
			0.00	0.00	0.00	0.00 %	<b>Taka Release :</b> <b>% of Allocation :</b>	5.00 100.00 %	

## Project-wise Implementation Status of the project under Local Government Division

Reporting Period: July 2015 To June 2016

RADP:2015-16

(Taka in Lakh)

SI No.	Ministry/Division Name Agency Name Project Code and Name		Project Cost	Target and Progress			Cumulative Progress upto Reporting Period		
				Financial		Physical (% of Total Project) A) Target B) Progress	Fin. Total PA (% of Projects Cost)	Physical Progress in %	
				Allocation	Expenditure				
Implementation Period	Development Partner	A) Total B) Taka C) PA D) RPA	A) Total B) Taka C) PA D) RPA E) CDVAT	A) Total B) Taka C) PA D) RPA E) CDVAT	% of Allocation				
1	2	3	4	5	6	7	8	9	
663	3731-5024	Rural Infrastructure Development Project:Bauphal Upazila, Patuakhali.	2,364.00 2,364.00 0.00	10.00 10.00 0.00	10.00 10.00 0.00	100.00 % 100.00 % 0.00 %	1.52 % 1.52 % 0.42 %	10.00 0.00 0.00 %	1.52 %
1-Jan-16 to 31-Dec-17	Non-Donor Project		0.00	0.00	0.00	0.00 %		0.00 %	
				0.00	0.00	0.00 %	<b>Taka Release :</b>	10.00	
						0.00 %	<b>% of Allocation :</b>	100.00 %	
664	3731-5161	Development of the road of Rupgon upazilaj in Narayangonj District.	1,937.84 1,937.84 0.00	5.00 5.00 0.00	3.64 3.64 0.00	72.80 % 72.80 % 0.00 %	0.19 % 0.18 % 0.00 %	3.64 0.00 0.19 %	0.18 %
1-Mar-16 to 30-Jun-17	Non-Donor Project		0.00	0.00	0.00	0.00 %		0.00 %	
				0.00	0.00	0.00 %	<b>Taka Release :</b>	3.75	
						0.00 %	<b>% of Allocation :</b>	75.00 %	
665	3731-5144	Protection of Bhola Pourashava Master Plan with Infrastructure Improvement Project	2,260.34 2,260.34 0.00	500.00 500.00 0.00	500.00 500.00 0.00	100.00 % 100.00 % 0.00 %	24.00 % 24.00 % 0.00 %	500.00 0.00 22.12 %	24.00 %
1-Jul-15 to 31-Dec-17	Non-Donor Project		0.00	0.00	0.00	0.00 %		0.00 %	
				0.00	0.00	0.00 %	<b>Taka Release :</b>	500.00	
						0.00 %	<b>% of Allocation :</b>	100.00 %	

## Project-wise Implementation Status of the project under Local Government Division

Reporting Period: July 2015 To June 2016

RADP:2015-16

(Taka in Lakh)

SI No.	Ministry/Division Name Agency Name Project Code and Name		Project Cost	Target and Progress			Cumulative Progress upto Reporting Period		
				Financial		Physical (% of Total Project) A) Target B) Progress	Fin. Total PA (% of Projects Cost)	Physical Progress in %	
	Allocation	Expenditure							
	Implementation Period	Development Partner	A) Total B) Taka C) PA D) RPA	A) Total B) Taka C) PA D) RPA E) CDVAT	A) Total B) Taka C) PA D) RPA E) CDVAT	% of Allocation			
	1	2	3	4	5	6	7	8	9

<b>Executing Agency Total</b>	7,174,751.94	901,232.00	896,216.70	99.44 %	<b>Taka Release :</b>	589,708.07
	4,593,759.73	589,719.00	588,619.18	99.81 %	<b>% of Allocation :</b>	<b>100.00 %</b>
	2,580,992.21	311,513.00	307,597.52	98.74 %		
	2,400,726.89	291,836.00	287,933.56	98.66 %		
		3,659.00	3,656.72	99.94 %		

**Public Health Engineering Directorate**

666	3741-5130	Water Supply, Sanitation and Drainage Projects in Sylhet & Barisal City.	28,241.11	2,980.00	2,363.91	79.33 %	10.55 %	26,201.57	100.00 %
			28,241.11	2,980.00	2,363.91	79.33 %	8.37 %	0.00	
			0.00	0.00	0.00	0.00 %		92.78 %	
			0.00	0.00	0.00	0.00 %		0.00 %	
1-Jul-05	to 30-Jun-16	Non-Donor Project	0.00	0.00	0.00	0.00 %			
				0.00	0.00	0.00 %			
							<b>Taka Release :</b>	2,980.00	
							<b>% of Allocation :</b>	100.00 %	
667	3741-6000	Establishment of National Human Resources Development (HRD) Center of DPHE for Water Supply and Sanitation.	3,647.00	500.00	287.71	57.54 %	13.71 %	2,155.95	76.00 %
			3,647.00	500.00	287.71	57.54 %	7.89 %	0.00	
			0.00	0.00	0.00	0.00 %		59.12 %	
			0.00	0.00	0.00	0.00 %		0.00 %	
1-Jul-07	to 30-Jun-17	Non-Donor Project	0.00	0.00	0.00	0.00 %			
				0.00	0.00	0.00 %			
							<b>Taka Release :</b>	500.00	
							<b>% of Allocation :</b>	100.00 %	

## Project-wise Implementation Status of the project under Local Government Division

Reporting Period: July 2015 To June 2016

RADP:2015-16

(Taka in Lakh)

SI No.	Ministry/Division Name Agency Name Project Code and Name		Project Cost	Target and Progress			Cumulative Progress upto Reporting Period		
				Financial		Physical (% of Total Project) A) Target B) Progress	Fin. Total PA (% of Projects Cost)	Physical Progress in %	
				Allocation	Expenditure				
Implementation Period	Development Partner	A) Total B) Taka C) PA D) RPA	A) Total B) Taka C) PA D) RPA E) CDVAT	A) Total B) Taka C) PA D) RPA E) CDVAT	% of Allocation	A) Target B) Progress	8	9	
668	3741-5190	37 District Towns Water Supply Project.	75,372.00 75,372.00 0.00 0.00	17,000.00 17,000.00 0.00 0.00	16,841.00 16,841.00 0.00 0.00	99.06 % 99.06 % 0.00 % 0.00 %	22.55 % 22.34 % 51.96 % 0.00 %	39,166.00 0.00 51.96 % 0.00 %	53.00 %
1-Dec-10 to 30-Jun-17	Non-Donor Project		0.00	0.00	0.00	0.00 %			
							<b>Taka Release :</b>	17,000.00	
							<b>% of Allocation :</b>	100.00 %	
669	3741-5028	Char Development and Settlement Project-4 (DPHE Component).	2,453.27 415.67 2,037.60 2,037.60	780.00 130.00 650.00 650.00	251.85 41.77 210.08 210.08	32.29 % 32.13 % 32.32 % 32.32 %	31.79 % 10.27 % 66.60 % 65.34 %	1,633.89 1,331.45 66.60 % 65.34 %	92.10 %
1-Jan-11 to 31-Dec-16	IFAD, Netherlands		0.00	0.00	0.00	0.00 %			
							<b>Taka Release :</b>	65.00	
							<b>% of Allocation :</b>	50.00 %	
670	3741-5029	Tongi Town Water Supply, Sanitation & Drainage Project.	10,270.00 10,270.00 0.00 0.00	3,000.00 3,000.00 0.00 0.00	2,999.67 2,999.67 0.00 0.00	99.99 % 99.99 % 0.00 % 0.00 %	29.21 % 29.21 % 65.38 % 0.00 %	6,714.11 0.00 65.38 % 0.00 %	80.00 %
1-Jul-12 to 30-Jun-17	Non-Donor Project		0.00	0.00	0.00	0.00 %			
							<b>Taka Release :</b>	3,000.00	
							<b>% of Allocation :</b>	100.00 %	

## Project-wise Implementation Status of the project under Local Government Division

Reporting Period: July 2015 To June 2016

RADP:2015-16

(Taka in Lakh)

SI No.	Ministry/Division Name Agency Name Project Code and Name		Project Cost	Target and Progress			Cumulative Progress upto Reporting Period		
				Financial		Physical (% of Total Project) A) Target B) Progress	Fin. Total PA (% of Projects Cost)	Physical Progress in %	
				Allocation	Expenditure				
Implementation Period	Development Partner	A) Total B) Taka C) PA D) RPA	A) Total B) Taka C) PA D) RPA E) CDVAT	A) Total B) Taka C) PA D) RPA E) CDVAT	% of Allocation				
1	2	3	4	5	6	7	8	9	
671	3741-5032	Bangladesh Rural Water Supply and Sanitation Project (BRWSSP).	38,412.19 5,449.19 32,963.00	10,500.00 300.00 10,200.00	10,427.09 289.73 10,137.36	99.31 % 96.58 % 99.39 %	27.34 % 27.15 %	15,745.94 13,848.40 40.99 % 42.01 %	45.00 %
1-Jul-12	to 30-Dec-17	IDA, World Bank	32,963.00	10,200.00	10,137.36	99.39 %			
				0.00	0.00	0.00 %		Taka Release : 300.00 % of Allocation : 100.00 %	
672	3741-5035	Environmental Sanitation and Water Supply with Piped Network in Thana Sadar (Hqs.) & Growth Centre Pourshabas (2nd Phase).	26,853.33 26,853.33 0.00	3,500.00 3,500.00 0.00	3,414.71 3,414.71 0.00	97.56 % 97.56 % 0.00 %	13.03 % 12.72 %	4,911.94 0.00 18.29 % 0.00 %	20.50 %
1-Jul-12	to 30-Jun-18	Non-Donor Project	0.00	0.00	0.00	0.00 %			
				0.00	0.00	0.00 %		Taka Release : 3,475.00 % of Allocation : 99.29 %	
673	3741-5036	Water Supply & Environmental Sanitation Project in Mongla Pourashava (2nd Phase).	1,955.82 1,955.82 0.00	846.00 846.00 0.00	791.68 791.68 0.00	93.58 % 93.58 % 0.00 %	43.26 % 40.48 %	1,900.67 0.00 97.18 % 0.00 %	98.00 %
1-Jul-13	to 30-Jun-16	Non-Donor Project	0.00	0.00	0.00	0.00 %			
				0.00	0.00	0.00 %		Taka Release : 843.00 % of Allocation : 99.65 %	

## Project-wise Implementation Status of the project under Local Government Division

Reporting Period: July 2015 To June 2016

RADP:2015-16

(Taka in Lakh)

SI No.	Ministry/Division Name Agency Name Project Code and Name		Project Cost	Target and Progress			Cumulative Progress upto Reporting Period		
				Financial		Physical (% of Total Project) A) Target B) Progress	Fin. Total PA (% of Projects Cost)	Physical Progress in %	
				Allocation	Expenditure				
Implementation Period	Development Partner	A) Total B) Taka C) PA D) RPA	A) Total B) Taka C) PA D) RPA E) CDVAT	A) Total B) Taka C) PA D) RPA E) CDVAT	% of Allocation				
1	2	3	4	5	6	7	8	9	
674	3741-5042	Ground Water Investigation and Development of Deep Ground Water Source in Urban and Rural Areas in Bangladesh.	10,352.93 3,314.19 7,038.74	5,408.00 608.00 4,800.00	5,248.64 583.64 4,665.00	97.05 % 95.99 % 97.19 %	52.24 % 50.70 % 53.23 %	5,510.70 4,821.48 68.50 %	75.04 %
1-Jul-13 to 30-Jun-19	JICA		0.00	0.00	0.00	0.00 %			
				558.00	558.00	100.00 %		Taka Release : 608.00 % of Allocation : 100.00 %	
675	3741-5043	40 Pourshavas and Growth Centre Water Supply and Environmental Sanitation Project (Phase-II).	18,418.74 18,418.74 0.00	2,500.00 2,500.00 0.00	2,488.07 2,488.07 0.00	99.52 % 99.52 % 0.00 %	13.57 % 13.51 % 0.00 %	3,488.07 0.00 18.94 %	19.50 %
1-Jan-14 to 30-Jun-17	Non-Donor Project		0.00	0.00	0.00	0.00 %			
				0.00	0.00	0.00 %		Taka Release : 2,500.00 % of Allocation : 100.00 %	
676	3741-5044	The Project for Improvement of Comprehensive Management Capacity of DPHE on Water Supply.	3,406.88 288.41 3,118.47	968.00 168.00 800.00	923.37 151.27 772.10	95.39 % 90.04 % 96.51 %	28.41 % 27.10 % 24.76 %	923.37 772.10 27.10 %	27.10 %
1-Nov-14 to 31-Oct-18	JICA		0.00	0.00	0.00	0.00 %			
				114.00	114.00	100.00 %		Taka Release : 168.00 % of Allocation : 100.00 %	

## Project-wise Implementation Status of the project under Local Government Division

Reporting Period: July 2015 To June 2016

RADP:2015-16

(Taka in Lakh)

SI No.	Ministry/Division Name Agency Name Project Code and Name		Project Cost	Target and Progress			Cumulative Progress upto Reporting Period		
				Allocation	Financial		Physical (% of Total Project) A) Target B) Progress	Fin. Total PA (% of Projects Cost)	Physical Progress in %
					A) Total B) Taka C) PA D) RPA E) CDVAT	A) Total B) Taka C) PA D) RPA E) CDVAT			
1	2	3	4	5	6	7	8	9	
677	3741-5046	Water supply, Sanitation and Health Education.	41,388.73 8,451.58 32,937.15	7,000.00 700.00 6,300.00	6,724.67 424.67 6,300.00	96.07 % 60.67 % 100.00 %	16.91 % 16.25 % 19.13 %	6,724.67 6,300.00 16.25 % 19.13 %	16.25 %
1-Jul-15	to 30-Jun-18	UNICEF	0.00	0.00	0.00	0.00 %			
				300.00	300.00	100.00 %			
							<b>Taka Release :</b>	630.00	
							<b>% of Allocation :</b>	90.00 %	
678	3741-5000	Water Supply in Rural Areas.	79,998.00 79,998.00 0.00 0.00	1,500.00 1,500.00 0.00 0.00	356.70 356.70 0.00 0.00	23.78 % 23.78 % 0.00 % 0.00 %	1.88 % 0.44 % 0.00 % 0.00 %	356.70 0.00 0.45 % 0.00 %	24.37 %
1-Jan-16	to 31-Dec-19	Non-Donor Project	0.00	0.00	0.00	0.00 %			
				0.00	0.00	0.00 %			
							<b>Taka Release :</b>	1,500.00	
							<b>% of Allocation :</b>	100.00 %	
679	3741-5001	National Sanitation Project (3rd phase).	14,995.52 14,995.52 0.00 0.00	170.00 170.00 0.00 0.00	134.81 134.81 0.00 0.00	79.30 % 79.30 % 0.00 % 0.00 %	1.13 % 0.90 % 0.00 % 0.00 %	134.81 0.00 0.90 % 0.00 %	1.00 %
1-Jan-16	to 30-Jun-19	Non-Donor Project	0.00	0.00	0.00	0.00 %			
				0.00	0.00	0.00 %			
							<b>Taka Release :</b>	170.00	
							<b>% of Allocation :</b>	100.00 %	

## Project-wise Implementation Status of the project under Local Government Division

Reporting Period: July 2015 To June 2016

RADP:2015-16

(Taka in Lakh)

SI No.	Ministry/Division Name Agency Name Project Code and Name		Project Cost	Target and Progress			Cumulative Progress upto Reporting Period		
				Financial		Physical (% of Total Project) A) Target B) Progress	Fin. Total PA (% of Projects Cost)	Physical Progress in %	
	Allocation	Expenditure							
	Implementation Period	Development Partner	A) Total B) Taka C) PA D) RPA	A) Total B) Taka C) PA D) RPA E) CDVAT	A) Total B) Taka C) PA D) RPA E) CDVAT	% of Allocation			
	1	2	3	4	5	6	7	8	9

<b>Executing Agency Total</b>	355,765.52	56,652.00	53,253.88	94.00 %	<b>Taka Release :</b>	33,739.00
	277,670.56	33,902.00	31,169.34	91.94 %	<b>% of Allocation :</b>	99.52 %
	78,094.96	22,750.00	22,084.54	97.07 %		
	35,000.60	10,850.00	10,347.44	95.37 %		
		972.00	972.00	100.00 %		

**Dhaka City Corporation**

680	3705-8440	Construction of Road from Mirpur Grameen Bank to Agargaon.	24,013.54	1.00	0.00	0.00 %	2.50 %	23,627.00	99.99%
			24,013.54	1.00	0.00	0.00 %	2.50 %	0.00	
			0.00	0.00	0.00	0.00 %		98.39 %	
			0.00	0.00	0.00	0.00 %		0.00 %	
1-Jul-08	to 30-Jun-16	Non-Donor Project	0.00	0.00	0.00	0.00 %			
				0.00	0.00	0.00 %	<b>Taka Release :</b>	0.00	
							<b>% of Allocation :</b>	0.00 %	
681	3705-8555	Development of Graveyard Near National Martyred Monument at Rayer Bazar under DCC.	54,437.00	2.00	0.00	0.00 %	4.12 %	52,086.00	100.00%
			54,437.00	2.00	0.00	0.00 %	4.12 %	0.00	
			0.00	0.00	0.00	0.00 %		95.68 %	
			0.00	0.00	0.00	0.00 %		0.00 %	
1-Jul-11	to 30-Jun-15	Non-Donor Project	0.00	0.00	0.00	0.00 %			
				0.00	0.00	0.00 %	<b>Taka Release :</b>	0.00	
							<b>% of Allocation :</b>	0.00 %	



## Project-wise Implementation Status of the project under Local Government Division

Reporting Period: July 2015 To June 2016

RADP:2015-16

(Taka in Lakh)

SI No.	Ministry/Division Name Agency Name Project Code and Name		Project Cost	Target and Progress			Cumulative Progress upto Reporting Period		
				Financial		Physical (% of Total Project) A) Target B) Progress	Fin. Total PA (% of Projects Cost)	Physical Progress in %	
				Allocation	Expenditure				
Implementation Period	Development Partner	A) Total B) Taka C) PA D) RPA	A) Total B) Taka C) PA D) RPA E) CDVAT	A) Total B) Taka C) PA D) RPA E) CDVAT	% of Allocation				
1	2	3	4	5	6	7	8	9	
682	3705-7760	Dhaka Urban Infrastructure Improvement Project.	19,017.76 16,990.76 0.00	1,500.00 1,500.00 0.00	1,500.00 1,500.00 0.00	100.00 % 100.00 % 0.00 %	9.97 % 9.97 % 0.00 %	15,648.00 0.00 82.28 % 0.00 %	84.36 %
1-Nov-11 to 31-Dec-16	Non-Donor Project		0.00	0.00	0.00	0.00 %			
			0.00	0.00	0.00	0.00 %		Taka Release : 1,500.00 % of Allocation : 100.00 %	
683	3705-5053	Construction and Improvement of Mirpur Cantonment Bypass Road, Ceramic Road and other Roads, Drains and Footpath of Pallabi Area.	4,134.00 4,134.00 0.00	1.00 1.00 0.00	0.00 0.00 0.00	0.00 % 0.00 % 0.00 %	0.00 % 0.00 % 0.00 %	3,245.00 0.00 78.50 % 0.00 %	81.00 %
1-Nov-13 to 30-Jun-16	Non-Donor Project		0.00	0.00	0.00	0.00 %			
			0.00	0.00	0.00	0.00 %		Taka Release : 0.00 % of Allocation : 0.00 %	
684	3705-5054	Improvement of Road Infrastructure and Beautification Works around Mirpur Sher-e-Bangla National Creicket Stadium and Major Roads of Dhaka City for ICC World Cup T-20 Bangladesh, 2014.	12,567.00 12,567.00 0.00	883.00 883.00 0.00	883.00 883.00 0.00	100.00 % 100.00 % 0.00 %	7.00 % 7.00 % 0.00 %	12,566.40 0.00 100.00 % 0.00 %	100.00 %
1-Nov-13 to 31-Dec-15	Non-Donor Project		0.00	0.00	0.00	0.00 %			
			0.00	0.00	0.00	0.00 %		Taka Release : 883.00 % of Allocation : 100.00 %	

## Project-wise Implementation Status of the project under Local Government Division

Reporting Period: July 2015 To June 2016

RADP:2015-16

(Taka in Lakh)

SI No.	Ministry/Division Name Agency Name Project Code and Name		Project Cost	Target and Progress			Cumulative Progress upto Reporting Period		
				Financial		Physical (% of Total Project) A) Target B) Progress	Fin. Total PA (% of Projects Cost)	Physical Progress in %	
				Allocation	Expenditure				
Implementation Period	Development Partner	A) Total B) Taka C) PA D) RPA	A) Total B) Taka C) PA D) RPA E) CDVAT	A) Total B) Taka C) PA D) RPA E) CDVAT	% of Allocation				
1	2	3	4	5	6	7	8	9	
685	3705-0001	Construction of 3 Whole Sale Kitchen Market in Dhaka City.	33,108.17 33,108.17 0.00	1.00 1.00 0.00	0.00 0.00 0.00	0.00 % 0.00 % 0.00 %	10.00 % 10.00 % 79.86 % 0.00 %	26,441.29 0.00 79.86 % 0.00 %	90.00 %
1-Jul-06 to 30-Jun-15	Non-Donor Project		0.00	0.00	0.00	0.00 %			
				0.00	0.00	0.00 %	<b>Taka Release :</b> <b>% of Allocation :</b>	0.00 0.00 %	
686	3705-5072	Improvement of road, Drain and Footpath at Sector no 1, 3-14 of Uttara Model Towns.	11,991.28 11,991.28 0.00	4,250.00 4,250.00 0.00	4,250.00 4,250.00 0.00	100.00 % 100.00 % 0.00 %	50.00 % 50.00 % 0.00 %	4,250.00 0.00 35.44 % 0.00 %	50.00 %
1-Jul-14 to 30-Jun-17	Non-Donor Project		0.00	0.00	0.00	0.00 %			
				0.00	0.00	0.00 %	<b>Taka Release :</b> <b>% of Allocation :</b>	4,250.00 100.00 %	
687	3705-5077	Reconstruction of Roads, Construction of Drains & Footpath at Ward No. 55 & 56 (Kamrangirchar area) under Dhaka South City Corporation.	2,339.19 1,520.47 0.00	1,500.00 1,500.00 0.00	1,500.00 1,500.00 0.00	100.00 % 100.00 % 0.00 %	71.89 % 71.89 % 0.00 %	1,681.74 0.00 71.89 % 0.00 %	99.60 %
1-Mar-15 to 31-Dec-16	Non-Donor Project		0.00	0.00	0.00	0.00 %			
				0.00	0.00	0.00 %	<b>Taka Release :</b> <b>% of Allocation :</b>	1,500.00 100.00 %	

## Project-wise Implementation Status of the project under Local Government Division

Reporting Period: July 2015 To June 2016

RADP:2015-16

(Taka in Lakh)

SI No.	Ministry/Division Name Agency Name Project Code and Name		Project Cost	Target and Progress			Cumulative Progress upto Reporting Period		
				Financial		Physical (% of Total Project) A) Target B) Progress	Fin. Total PA (% of Projects Cost)	Physical Progress in %	
				Allocation	Expenditure				
Implementation Period	Development Partner	A) Total B) Taka C) PA D) RPA	A) Total B) Taka C) PA D) RPA E) CDVAT	A) Total B) Taka C) PA D) RPA E) CDVAT	% of Allocation				
1	2	3	4	5	6	7	8	9	
688	3705-5079	Construction and Development of Roads, Drains and Footpaths of Gulshan, Banani and Baridhara Diplomatic area	19,998.00 19,998.00 0.00	3,750.00 3,750.00 0.00	2,568.16 2,568.16 0.00	68.48 % 68.48 % 0.00 %	12.80 % 12.80 % 0.00 %	2,568.16 0.00 0.00 %	12.80 % 12.84 % 0.00 %
1-Mar-15 to 30-Jun-17	Non-Donor Project		0.00	0.00	0.00	0.00 %			
				0.00	0.00	0.00 %	<b>Taka Release :</b>	3,750.00	
							<b>% of Allocation :</b>	100.00 %	
689	3705-5016	Widened and Development of East-West Link Road from Bangabandhu International Conference of Rokeya Sarani to Ganabhaban of Mirpur Road.	2,465.00 2,465.00 0.00	200.00 200.00 0.00	0.00 0.00 0.00	0.00 % 0.00 % 0.00 %	0.00 % 0.00 % 0.00 %	0.00 0.00 0.00 %	0.00 % 0.00 % 0.00 %
1-Jul-15 to 30-Jun-16	Non-Donor Project		0.00	0.00	0.00	0.00 %			
				0.00	0.00	0.00 %	<b>Taka Release :</b>	0.00	
							<b>% of Allocation :</b>	0.00 %	
690	3705-5081	Urban Resilience Project (DNCC part).	74,605.00 1,455.00 73,150.00	2,700.00 50.00 2,650.00	31.55 7.24 24.31	1.17 % 14.48 % 0.92 %	3.62 % 3.62 % 0.92 %	31.55 24.31 0.04 %	3.62 % 3.62 % 0.03 %
1-Jul-15 to 30-Jun-20	IDA, World Bank		0.00	2,650.00	24.31	0.92 %			
				0.00	0.00	0.00 %	<b>Taka Release :</b>	25.00	
							<b>% of Allocation :</b>	50.00 %	

## Project-wise Implementation Status of the project under Local Government Division

Reporting Period: July 2015 To June 2016

RADP:2015-16

(Taka in Lakh)

SI No.	Ministry/Division Name Agency Name Project Code and Name		Project Cost	Target and Progress			Cumulative Progress upto Reporting Period		
				Financial		Physical (% of Total Project) A) Target B) Progress	Fin. Total PA (% of Projects Cost)	Physical Progress in %	
				Allocation	Expenditure				
Implementation Period	Development Partner	A) Total B) Taka C) PA D) RPA	A) Total B) Taka C) PA D) RPA E) CDVAT	A) Total B) Taka C) PA D) RPA E) CDVAT	% of Allocation				
1	2	3	4	5	6	7	8	9	
691	3705-5018	Equipment Modernization and Strengthening of Garbage Management of Dhaka South City Corporation through Public Saturation.	2,400.00 1,800.00 0.00	1,350.00 1,350.00 0.00	1,350.00 1,350.00 0.00	100.00 % 100.00 % 0.00 %	80.00 % 80.00 % 0.00 %	1,350.00 0.00 56.25 % 0.00 %	80.00 %
1-Jul-15 to 31-Dec-16	Non-Donor Project		0.00	0.00	0.00	0.00 %			
				0.00	0.00	0.00 %	<b>Taka Release :</b> <b>% of Allocation :</b>	1,350.00 100.00 %	
692	3705-5019	Development of Waste Management and Public Services of Dhaka South City Corporation.	8,488.00 5,942.00 0.00	100.00 100.00 0.00	100.00 100.00 0.00	100.00 % 100.00 % 0.00 %	1.70 % 1.70 % 0.00 %	100.00 0.00 1.18 % 0.00 %	1.70 %
1-Jul-15 to 31-Dec-17	Non-Donor Project		0.00	0.00	0.00	0.00 %			
				0.00	0.00	0.00 %	<b>Taka Release :</b> <b>% of Allocation :</b>	100.00 100.00 %	
693	3705-5027	Improvement Work of Damaged Roads, Drains & Footpaths from Jatrabari Intersection to Joykali Mondir Beneath Mayor Mohammad Hanif Flyover.	1,897.00 1,897.00 0.00	1,897.00 1,897.00 0.00	1,897.00 1,897.00 0.00	100.00 % 100.00 % 0.00 %	100.00 % 100.00 % 0.00 %	1,897.00 0.00 100.00 % 0.00 %	100.00 %
1-Aug-15 to 30-Jun-16	Non-Donor Project		0.00	0.00	0.00	0.00 %			
				0.00	0.00	0.00 %	<b>Taka Release :</b> <b>% of Allocation :</b>	1,897.00 100.00 %	

## Project-wise Implementation Status of the project under Local Government Division

Reporting Period: July 2015 To June 2016

RADP:2015-16

(Taka in Lakh)

SI No.	Ministry/Division Name Agency Name Project Code and Name		Project Cost	Target and Progress			Cumulative Progress upto Reporting Period		
				Financial		Physical (% of Total Project) A) Target B) Progress	Fin. Total PA (% of Projects Cost)	Physical Progress in %	
				Allocation	Expenditure				
Implementation Period	Development Partner	A) Total B) Taka C) PA D) RPA	A) Total B) Taka C) PA D) RPA E) CDVAT	A) Total B) Taka C) PA D) RPA E) CDVAT	% of Allocation				
1	2	3	4	5	6	7	8	9	
694	3705-5028	Improvement Work of Damaged Roads, Drains & Footpaths of Saidabad, Jatrabari & Doyagonj area Under Dhaka South City Corporation.	2,133.00 1,813.00 0.00	600.00 600.00 0.00	600.00 600.00 0.00	100.00 % 100.00 % 0.00 %	50.00 % 50.00 % 0.00 %	600.00 0.00 28.13 % 0.00 %	50.00 %
1-Jan-16 to 31-Dec-16	Non-Donor Project		0.00	0.00	0.00	0.00 %			
				0.00	0.00	0.00 %		Taka Release : 600.00 % of Allocation : 100.00 %	
695	3705-5006	Improvements of mainly Affected sisi roads, sewer and Footpath in the 5 region under Dhaka South City Corporation.	25,000.00 17,500.00 0.00	10,000.00 10,000.00 0.00	10,000.00 10,000.00 0.00	100.00 % 100.00 % 0.00 %	54.00 % 54.00 % 0.00 %	10,000.00 0.00 40.00 % 0.00 %	54.00 %
1-Jul-15 to 30-Jun-17	Non-Donor Project		0.00	0.00	0.00	0.00 %			
				0.00	0.00	0.00 %		Taka Release : 10,000.00 % of Allocation : 100.00 %	
696	3705-5111	Procurement of Cold Recycling Plant and equipments for maintenance of main road in Dhaka South City Corporation.	5,182.00 3,368.00 0.00	3,200.00 3,200.00 0.00	3,147.00 3,147.00 0.00	98.34 % 98.34 % 0.00 %	100.00 % 100.00 % 0.00 %	3,147.00 0.00 60.73 % 0.00 %	100.00 %
1-Jan-15 to 30-Jun-16	Non-Donor Project		0.00	0.00	0.00	0.00 %			
				0.00	0.00	0.00 %		Taka Release : 3,147.00 % of Allocation : 98.34 %	

## Project-wise Implementation Status of the project under Local Government Division

Reporting Period: July 2015 To June 2016

RADP:2015-16

(Taka in Lakh)

SI No.	Ministry/Division Name Agency Name Project Code and Name		Project Cost	Target and Progress			Cumulative Progress upto Reporting Period		
				Financial		Physical (% of Total Project) A) Target B) Progress	Fin. Total PA (% of Projects Cost)	Physical Progress in %	
				Allocation	Expenditure				
Implementation Period	Development Partner	A) Total B) Taka C) PA D) RPA	A) Total B) Taka C) PA D) RPA E) CDVAT	A) Total B) Taka C) PA D) RPA E) CDVAT	% of Allocation				
1	2	3	4	5	6	7	8	9	
697	3705-5099	Development of Various infrastructure in Dhaka South City Corporation.	120,247.00	500.00	500.00	100.00 %	0.42 %	500.00	0.42%
			84,174.00	500.00	500.00	100.00 %	0.42 %	0.00	
			0.00	0.00	0.00	0.00 %		0.42 %	
			0.00	0.00	0.00	0.00 %		0.00 %	
1-Jul-15	to 30-Jun-17	Non-Donor Project	0.00	0.00	0.00	0.00 %			
				0.00	0.00	0.00 %			
								<b>Taka Release :</b>	500.00
								<b>% of Allocation :</b>	100.00 %
		<b>Executing Agency Total</b>	424,022.94	32,435.00	28,326.71	87.33 %		<b>Taka Release :</b>	29,502.00
			299,174.22	29,785.00	28,302.40	95.02 %		<b>% of Allocation :</b>	99.05 %
			73,150.00	2,650.00	24.31	0.92 %			
			0.00	2,650.00	24.31	0.92 %			
				0.00	0.00	0.00 %			
<b>Chittagong City Corporation</b>									
698	3705-5012	Extension and Development of Lalchand Road at Chalkbazar.	2,190.00	1.00	0.00	0.00 %	0.00 %	1,965.00	77.83%
			2,190.00	1.00	0.00	0.00 %	0.00 %	0.00	
			0.00	0.00	0.00	0.00 %		89.73 %	
			0.00	0.00	0.00	0.00 %		0.00 %	
1-Feb-12	to 30-Jun-15	Non-Donor Project	0.00	0.00	0.00	0.00 %			
				0.00	0.00	0.00 %			
								<b>Taka Release :</b>	0.00
								<b>% of Allocation :</b>	0.00 %

## Project-wise Implementation Status of the project under Local Government Division

Reporting Period: July 2015 To June 2016

RADP:2015-16

(Taka in Lakh)

SI No.	Ministry/Division Name Agency Name Project Code and Name		Project Cost	Target and Progress			Cumulative Progress upto Reporting Period		
				Financial		Physical (% of Total Project) A) Target B) Progress	Fin. Total PA (% of Projects Cost)	Physical Progress in %	
				Allocation	Expenditure				
Implementation Period	Development Partner	A) Total B) Taka C) PA D) RPA	A) Total B) Taka C) PA D) RPA E) CDVAT	A) Total B) Taka C) PA D) RPA E) CDVAT	% of Allocation				
1	2	3	4	5	6	7	8	9	
699	3705-5023	Development and Widening of the Streets and Footpaths of the Different Areas of Chittagong City.	29,381.00 29,381.00 0.00 0.00	7,000.00 7,000.00 0.00 0.00	7,000.00 7,000.00 0.00 0.00	100.00 % 100.00 % 0.00 % 0.00 %	23.82 % 23.82 % 0.00 % 0.00 %	7,000.00 0.00 23.82 % 0.00 %	23.82 %
1-Jan-13 to 31-Dec-16	Non-Donor Project		0.00	0.00	0.00	0.00 %			
				0.00	0.00	0.00 %	<b>Taka Release :</b> <b>% of Allocation :</b>	7,000.00 100.00 %	
700	3705-5071	Excavation of Khal from Baddarhat Baroipara to Karnofuli River.	32,685.00 32,685.00 0.00 0.00	1,500.00 1,500.00 0.00 0.00	375.00 375.00 0.00 0.00	25.00 % 25.00 % 0.00 % 0.00 %	4.58 % 1.14 % 0.00 % 0.00 %	375.00 0.00 1.15 % 0.00 %	1.14 %
1-Mar-16 to 30-Jun-17	Non-Donor Project		0.00	0.00	0.00	0.00 %			
				0.00	0.00	0.00 %	<b>Taka Release :</b> <b>% of Allocation :</b>	375.00 25.00 %	
701	3705-5011	Development and Rehabilitation of damaged Roads at different area of City Corporation and an Installation of Asphalt Plant.	19,999.00 19,999.00 0.00 0.00	1,126.00 1,126.00 0.00 0.00	844.75 844.75 0.00 0.00	75.02 % 75.02 % 0.00 % 0.00 %	5.63 % 4.22 % 0.00 % 0.00 %	844.75 0.00 4.22 % 0.00 %	4.22 %
1-Jul-15 to 30-Jun-17	Non-Donor Project		0.00	0.00	0.00	0.00 %			
				0.00	0.00	0.00 %	<b>Taka Release :</b> <b>% of Allocation :</b>	844.75 75.02 %	

## Project-wise Implementation Status of the project under Local Government Division

Reporting Period: July 2015 To June 2016

RADP:2015-16

(Taka in Lakh)

SI No.	Ministry/Division Name Agency Name Project Code and Name		Project Cost	Target and Progress			Cumulative Progress upto Reporting Period		
				Financial		Physical (% of Total Project) A) Target B) Progress	Fin. Total PA (% of Projects Cost)	Physical Progress in %	
				Allocation	Expenditure				
Implementation Period	Development Partner	A) Total B) Taka C) PA D) RPA	A) Total B) Taka C) PA D) RPA E) CDVAT	A) Total B) Taka C) PA D) RPA E) CDVAT	% of Allocation				
1	2	3	4	5	6	7	8	9	
<b>Executing Agency Total</b>			84,255.00	9,627.00	8,219.75	85.38 %	<b>Taka Release :</b>	8,219.75	
			84,255.00	9,627.00	8,219.75	85.38 %	<b>% of Allocation :</b>	<b>85.38 %</b>	
			0.00	0.00	0.00	0.00 %			
			0.00	0.00	0.00	0.00 %			
				0.00	0.00	0.00 %			
				0.00	0.00	0.00 %			
<b>Rajshahi City Corporation</b>									
702	3705-7750	Widening and Development of Road Starting from Uposhahor turning point to Sonadhigi Turning and Malopara Turning to Sagorpara Turning.	7,216.42	2,500.00	2,469.00	98.76 %	57.74 %	6,570.00	91.18 %
			7,216.42	2,500.00	2,469.00	98.76 %	55.62 %	0.00	
			0.00	0.00	0.00	0.00 %		91.04 %	
			0.00	0.00	0.00	0.00 %		0.00 %	
1-Jan-12 to 31-Dec-17	Non-Donor Project		0.00	0.00	0.00	0.00 %	<b>Taka Release :</b>	2,500.00	
				0.00	0.00	0.00 %	<b>% of Allocation :</b>	100.00 %	
703	3705-7730	Construction of East-West Link Road Starting from Rajshahi- Noagaon Main Road to Mohanpur-Rajshahi-Natore Road in Rajshahi City.	12,291.21	2,000.00	1,959.00	97.95 %	17.00 %	9,720.50	81.00 %
			12,291.21	2,000.00	1,959.00	97.95 %	16.00 %	0.00	
			0.00	0.00	0.00	0.00 %		79.08 %	
			0.00	0.00	0.00	0.00 %		0.00 %	
1-Jan-12 to 31-Dec-17	Non-Donor Project		0.00	0.00	0.00	0.00 %	<b>Taka Release :</b>	2,000.00	
				0.00	0.00	0.00 %	<b>% of Allocation :</b>	100.00 %	



## Project-wise Implementation Status of the project under Local Government Division

Reporting Period: July 2015 To June 2016

RADP:2015-16

(Taka in Lakh)

SI No.	Ministry/Division Name Agency Name Project Code and Name		Project Cost	Target and Progress			Cumulative Progress upto Reporting Period		
				Financial		Physical (% of Total Project) A) Target B) Progress	Fin. Total PA (% of Projects Cost)	Physical Progress in %	
				Allocation	Expenditure				
Implementation Period	Development Partner	A) Total B) Taka C) PA D) RPA	A) Total B) Taka C) PA D) RPA E) CDVAT	A) Total B) Taka C) PA D) RPA E) CDVAT	% of Allocation				
1	2	3	4	5	6	7	8	9	
704	3705-5041	Construction of Drains to Alleviate Water Logging Problem in Rajshahi City (3rd Phase).	13,672.00 13,672.00 0.00	2,500.00 2,500.00 0.00	2,475.00 2,475.00 0.00	99.00 % 99.00 % 0.00 %	19.40 % 19.08 % 0.00 %	7,995.56 0.00 58.48 % 0.00 %	78.98 %
1-May-13 to 30-Jun-15	Non-Donor Project		0.00	0.00	0.00	0.00 %			
				0.00	0.00	0.00 %	<b>Taka Release :</b>	2,500.00	
						0.00 %	<b>% of Allocation :</b>	100.00 %	
705	3705-5005	Expansion and Development of a Road from Rajshahi Kalpana Cinema Hall to Turning point of Talaimari.	12,750.00 12,750.00 0.00	100.00 100.00 0.00	0.00 0.00 0.00	0.00 % 0.00 % 0.00 %	0.00 % 0.00 % 0.00 %	0.00 0.00 0.00 % 0.00 %	0.00 %
1-Jul-14 to 31-Dec-18	Non-Donor Project		0.00	0.00	0.00	0.00 %			
				0.00	0.00	0.00 %	<b>Taka Release :</b>	0.00	
						0.00 %	<b>% of Allocation :</b>	0.00 %	
706	3705-5001	Sustainable Development of Rajshahi City through Archaeological Infrastructure Improvement & Preservation and Social & Cultural Environment	2,195.00 0.00 2,195.00	500.00 0.00 500.00	0.00 0.00 0.00	0.00 % 0.00 % 0.00 %	0.00 % 0.00 % 0.00 %	0.00 0.00 0.00 % 0.00 %	0.00 %
1-Jan-15 to 30-Jun-16	India		0.00	0.00	0.00	0.00 %			
				0.00	0.00	0.00 %	<b>Taka Release :</b>	0.00	
						0.00 %	<b>% of Allocation :</b>	0.00 %	

## Project-wise Implementation Status of the project under Local Government Division

Reporting Period: July 2015 To June 2016

RADP:2015-16

(Taka in Lakh)

SI No.	Ministry/Division Name Agency Name Project Code and Name		Project Cost	Target and Progress			Cumulative Progress upto Reporting Period	
				Financial		Physical (% of Total Project) A) Target B) Progress	Fin. Total PA (% of Projects Cost)	Physical Progress in %
				Allocation	Expenditure			
Implementation Period	Development Partner	A) Total B) Taka C) PA D) RPA	A) Total B) Taka C) PA D) RPA E) CDVAT	A) Total B) Taka C) PA D) RPA E) CDVAT	% of Allocation			
1	2	3	4	5	6	7	8	9

<b>Executing Agency Total</b>	48,124.63	7,600.00	6,903.00	90.83 %	<b>Taka Release :</b>	7,000.00
	45,929.63	7,100.00	6,903.00	97.23 %	<b>% of Allocation :</b>	98.59 %
	2,195.00	500.00	0.00	0.00 %		
	0.00	0.00	0.00	0.00 %		
		0.00	0.00	0.00 %		

**Khulna City Corporation**

707	3705-8607	Procurement of Vehicles and Equipment for Solid Waste Management and Asphalt Plant.	3,696.67	1,377.00	1,377.00	100.00 %	37.25 %	3,327.00	90.00 %
			3,696.67	1,377.00	1,377.00	100.00 %	37.25 %	0.00	
			0.00	0.00	0.00	0.00 %		90.00 %	
			0.00	0.00	0.00	0.00 %		0.00 %	
1-Jul-11	to 30-Jun-16	Non-Donor Project	0.00	0.00	0.00	0.00 %			
				0.00	0.00	0.00 %			
							<b>Taka Release :</b>	1,377.00	
							<b>% of Allocation :</b>	100.00 %	
708	3705-5014	Development of Different Roads and Infrastructure Facilities in Khulna City Corporation.	20,000.00	5,000.00	4,226.12	84.52 %	25.14 %	11,826.12	59.14 %
			20,000.00	5,000.00	4,226.12	84.52 %	21.13 %	0.00	
			0.00	0.00	0.00	0.00 %		59.13 %	
			0.00	0.00	0.00	0.00 %		0.00 %	
1-Jul-12	to 30-Jun-16	Non-Donor Project	0.00	0.00	0.00	0.00 %			
				0.00	0.00	0.00 %			
							<b>Taka Release :</b>	4,226.12	
							<b>% of Allocation :</b>	84.52 %	

## Project-wise Implementation Status of the project under Local Government Division

Reporting Period: July 2015 To June 2016

RADP:2015-16

(Taka in Lakh)

SI No.	Ministry/Division Name Agency Name Project Code and Name		Project Cost	Target and Progress			Cumulative Progress upto Reporting Period	
				Financial		Physical (% of Total Project) A) Target B) Progress	Fin. Total PA (% of Projects Cost)	Physical Progress in %
				Allocation	Expenditure			
Implementation Period	Development Partner	A) Total B) Taka C) PA D) RPA	A) Total B) Taka C) PA D) RPA E) CDVAT	A) Total B) Taka C) PA D) RPA E) CDVAT	% of Allocation			
1	2	3	4	5	6	7	8	9

<b>Executing Agency Total</b>	23,696.67	6,377.00	5,603.12	87.86 %	<b>Taka Release :</b>	5,603.12
	23,696.67	6,377.00	5,603.12	87.86 %	<b>% of Allocation :</b>	87.86 %
	0.00	0.00	0.00	0.00 %		
	0.00	0.00	0.00	0.00 %		
		0.00	0.00	0.00 %		

**Dhaka WASA**

709	3705-8214	Dhaka Water Supply Sector Development Project.	173,401.51	47,769.00	47,652.25	99.76 %	25.00 %	153,736.95	100.00 %
			48,820.27	14,000.00	14,000.00	100.00 %	25.00 %	107,025.70	
			124,581.24	33,769.00	33,652.25	99.65 %		88.66 %	
1-Jan-08 to 30-Jun-16	ADB		44,637.80	10,000.00	5,099.17	50.99 %		85.91 %	
				3,000.00	3,062.18	102.07 %	<b>Taka Release :</b>	14,000.00	
							<b>% of Allocation :</b>	100.00 %	
710	3705-8487	Dhaka Water supply and Sanitation Project.	64,422.00	20,750.00	18,812.34	90.66 %	42.50 %	52,414.48	99.61 %
			3,622.00	2,775.00	219.62	7.91 %	42.50 %	51,671.37	
			60,800.00	17,975.00	18,592.72	103.44 %		81.36 %	
1-Nov-08 to 30-Jun-16	World Bank		60,800.00	17,975.00	18,592.72	103.44 %		84.99 %	
				0.00	0.00	0.00 %	<b>Taka Release :</b>	1,387.00	
							<b>% of Allocation :</b>	49.98 %	

## Project-wise Implementation Status of the project under Local Government Division

Reporting Period: July 2015 To June 2016

RADP:2015-16

(Taka in Lakh)

SI No.	Ministry/Division Name Agency Name Project Code and Name		Project Cost	Target and Progress			Cumulative Progress upto Reporting Period		
				Financial		Physical (% of Total Project) A) Target B) Progress	Fin. Total PA (% of Projects Cost)	Physical Progress in %	
				Allocation	Expenditure				
Implementation Period	Development Partner	A) Total B) Taka C) PA D) RPA	A) Total B) Taka C) PA D) RPA E) CDVAT	A) Total B) Taka C) PA D) RPA E) CDVAT	% of Allocation				
1	2	3	4	5	6	7	8	9	
711	3705-7200	Interim Project-2 for Urgent Sewerage Construction and Rehabilitation.	9,142.55 9,142.55 0.00	1,500.00 1,500.00 0.00	1,500.00 1,500.00 0.00	100.00 % 100.00 % 0.00 %	10.99 % 10.99 % 0.00 %	8,275.00 0.00 90.51 % 0.00 %	98.50 %
1-Jul-10	to 30-Jun-16	Non-Donor Project	0.00	0.00	0.00	0.00 %			
				0.00	0.00	0.00 %	<b>Taka Release :</b> <b>% of Allocation :</b>	1,500.00 100.00 %	
712	3705-5015	Well Filled Construction Project at Tetulzhora-Bhakurta Area of Savar Upazilla (Part-1).	57,300.00 21,005.00 36,295.00	10,000.00 5,500.00 4,500.00	10,545.28 6,023.62 4,521.66	105.45 % 109.52 % 100.48 %	30.00 % 28.23 % 51.51 % 53.02 %	29,514.16 19,243.19 51.51 % 53.02 %	38.00 %
1-Jul-12	to 30-Jun-17	EDCF, South Korea	0.00	0.00	0.00	0.00 %			
				0.00	0.00	0.00 %	<b>Taka Release :</b> <b>% of Allocation :</b>	5,500.00 100.00 %	
713	3705-5056	Padma (Jashaldia) Water Treatment Plant (phase-1) Project.	350,879.15 109,515.15 241,364.00	19,600.00 10,300.00 9,300.00	19,535.64 8,825.33 10,710.31	99.67 % 85.68 % 115.16 %	5.63 % 5.63 % 34.05 %	123,008.72 82,180.90 35.06 % 34.05 %	22.29 %
1-Jan-13	to 30-Jun-16	China, Exim Bank	0.00	0.00	0.00	0.00 %			
				8,790.00	7,095.39	80.72 %	<b>Taka Release :</b> <b>% of Allocation :</b>	10,360.00 100.58 %	

## Project-wise Implementation Status of the project under Local Government Division

Reporting Period: July 2015 To June 2016

RADP:2015-16

(Taka in Lakh)

SI No.	Ministry/Division Name Agency Name Project Code and Name		Project Cost	Target and Progress			Cumulative Progress upto Reporting Period		
				Financial		Physical (% of Total Project) A) Target B) Progress	Fin. Total PA (% of Projects Cost)	Physical Progress in %	
				Allocation	Expenditure				
Implementation Period	Development Partner	A) Total B) Taka C) PA D) RPA	A) Total B) Taka C) PA D) RPA E) CDVAT	A) Total B) Taka C) PA D) RPA E) CDVAT	% of Allocation				
1	2	3	4	5	6	7	8	9	
714	3705-5057	Dhaka Environmentally Sustainable Water Supply Project.	524,806.00 174,877.00 349,929.00	18,955.00 12,955.00 6,000.00	18,024.27 12,507.17 5,517.10	95.09 % 96.54 % 91.95 %	6.73 % 6.73 % 4.11 % 2.59 %	21,585.70 9,078.53	7.73 %
1-Jan-14 to 31-Dec-19	ADB		125,775.00	1,450.00 0.00	1,828.78 0.00	126.12 % 0.00 %	Taka Release : % of Allocation :	12,955.00 100.00 %	
715	3705-5075	Supply and Installation of 33/11 KV Electrical Sub-Station for Sustainable Power Solution at Saidabad WTP Phase-2.	3,534.00 1,362.00 2,172.00	2,637.00 465.00 2,172.00	2,593.78 421.78 2,172.00	98.36 % 90.71 % 100.00 %	80.00 % 80.00 % 100.00 %	2,593.78 2,172.00 73.40 % 100.00 %	80.00 %
1-Jul-15 to 31-Dec-16	DANIDA		0.00	0.00 225.00	0.00 0.00	0.00 % 0.00 %	Taka Release : % of Allocation :	465.00 100.00 %	
716	3705-5082	Interim water supply project.	25,200.00 25,200.00 0.00	8,000.00 8,000.00 0.00	1,150.00 1,150.00 0.00	14.38 % 14.38 % 0.00 %	32.00 % 50.00 % 0.00 %	1,150.00 0.00 4.56 % 0.00 %	50.00 %
1-Mar-15 to 30-Jun-18	Non-Donor Project		0.00	0.00 0.00	0.00 0.00	0.00 % 0.00 %	Taka Release : % of Allocation :	8,000.00 100.00 %	

## Project-wise Implementation Status of the project under Local Government Division

Reporting Period: July 2015 To June 2016

RADP:2015-16

(Taka in Lakh)

SI No.	Ministry/Division Name Agency Name Project Code and Name		Project Cost	Target and Progress			Cumulative Progress upto Reporting Period		
				Financial		Physical (% of Total Project) A) Target B) Progress	Fin. Total PA (% of Projects Cost)	Physical Progress in %	
				Allocation	Expenditure				
Implementation Period	Development Partner	A) Total B) Taka C) PA D) RPA	A) Total B) Taka C) PA D) RPA E) CDVAT	A) Total B) Taka C) PA D) RPA E) CDVAT	% of Allocation				
1	2	3	4	5	6	7	8	9	
717	3705-5002	Sayedabad Water Treatment Plant (phase 3).	459,736.00 154,380.00 305,356.00 4,162.00	2,320.00 2,320.00 0.00 0.00 0.00	2,361.69 2,361.69 0.00 0.00 0.00	101.80 % 101.80 % 0.00 % 0.00 % 0.00 %	50.00 % 0.99 % 0.51 % 0.00 %	2,361.69 0.00 0.00 % 0.00 %	0.99 %
1-Jul-15 to 30-Jun-20	DANIDA, AFD, EIB							Taka Release : 2,320.00 % of Allocation : 100.00 %	
718	3705-5000	Development of Stormwater Drainage System at Agargaon area of the Dhaka City.	2,422.00 2,422.00 0.00 0.00	800.00 800.00 0.00 0.00 0.00	800.00 800.00 0.00 0.00 0.00	100.00 % 100.00 % 0.00 % 0.00 % 0.00 %	33.00 % 33.00 % 33.03 % 0.00 %	800.00 0.00 33.03 % 0.00 %	33.00 %
1-Oct-15 to 31-Dec-16	Non-Donor Project							Taka Release : 800.00 % of Allocation : 100.00 %	
<b>Executing Agency Total</b>			1,670,843.21 550,345.97 1,120,497.24 235,374.80	132,331.00 58,615.00 73,716.00 29,425.00 12,015.00	122,975.25 47,809.21 75,166.04 25,520.67 10,157.57	92.93 % 81.56 % 101.97 % 86.73 % 84.54 %		Taka Release : 57,287.00 % of Allocation : 97.73 %	

**Chittagong WASA**

## Project-wise Implementation Status of the project under Local Government Division

Reporting Period: July 2015 To June 2016

RADP:2015-16

(Taka in Lakh)

SI No.	Ministry/Division Name Agency Name Project Code and Name		Project Cost	Target and Progress			Cumulative Progress upto Reporting Period		
				Financial		Physical (% of Total Project) A) Target B) Progress	Fin. Total PA (% of Projects Cost)	Physical Progress in %	
				Allocation	Expenditure				
Implementation Period	Development Partner	A) Total B) Taka C) PA D) RPA	A) Total B) Taka C) PA D) RPA E) CDVAT	A) Total B) Taka C) PA D) RPA E) CDVAT	% of Allocation				
1	2	3	4	5	6	7	8	9	
719	3705-8401	Karnafuli Water Supply Project	184,852.67 88,421.90 94,030.77	32,207.00 20,000.00 12,207.00	32,195.90 19,997.50 12,198.40	99.97 % 99.99 % 99.93 %	17.00 % 17.00 %	161,862.90 96,827.80 87.56 % 102.97 %	87.00 %
1-Mar-06 to 31-Dec-16	JICA		0.00	100.00 1,680.00	100.00 1,677.00	100.00 % 99.82 %		Taka Release : 19,997.50 % of Allocation : 99.99 %	
720	3705-7280	Chittagong Water Supply Improvement & Sanitation Project (CWSISP).	107,845.22 10,578.22 97,267.00	33,210.00 6,497.00 26,713.00	32,763.88 6,496.63 26,267.25	98.66 % 99.99 % 98.33 %	31.00 % 30.00 %	46,500.20 39,614.11 43.12 % 40.73 %	42.74 %
1-Jan-11 to 31-Dec-16	World Bank		0.00	26,713.00 6,430.00	26,113.00 6,430.00	97.75 % 100.00 %		Taka Release : 7,482.28 % of Allocation : 115.17 %	
721	3705-5051	Karnafuli Water Supply Project Phase-2 (KWSP-II).	449,116.00 86,788.00 362,328.00	19,720.00 600.00 19,120.00	19,720.00 600.00 19,120.00	100.00 % 100.00 % 100.00 %	15.60 % 14.25 %	28,116.79 27,228.34 6.26 % 7.51 %	16.12 %
1-Jan-14 to 30-Jun-14	JICA		0.00	100.00 365.00	100.00 0.00	100.00 % 0.00 %		Taka Release : 600.00 % of Allocation : 100.00 %	

## Project-wise Implementation Status of the project under Local Government Division

Reporting Period: July 2015 To June 2016

RADP:2015-16

(Taka in Lakh)

SI No.	Ministry/Division Name Agency Name Project Code and Name		Project Cost	Target and Progress			Cumulative Progress upto Reporting Period		
				Financial		Physical (% of Total Project) A) Target B) Progress	Fin. Total PA (% of Projects Cost)	Physical Progress in %	
				Allocation	Expenditure				
Implementation Period	Development Partner	A) Total B) Taka C) PA D) RPA	A) Total B) Taka C) PA D) RPA E) CDVAT	A) Total B) Taka C) PA D) RPA E) CDVAT	% of Allocation				
1	2	3	4	5	6	7	8	9	
722	3705-5068	Emergency water supply & DTW rehabilitation Project.	1,901.00 1,901.00 0.00	1,221.00 1,221.00 0.00	1,135.30 1,135.30 0.00	92.98 % 92.98 % 0.00 %	64.00 % 59.52 % 0.00 %	1,435.30 0.00 75.50 % 0.00 %	75.52 %
1-Jul-14	to 30-Jun-16	Non-Donor Project	0.00	0.00	0.00	0.00 %			
				0.00	0.00	0.00 %	<b>Taka Release :</b>	1,221.00	
						0.00 %	<b>% of Allocation :</b>	100.00 %	
723	3705-5031	Technical Assistance to move forward the initiatives of non-revenue Water Reduction and Institutional Development of Chittagong WASA	4,517.00 66.00 4,451.00	1,119.00 42.00 1,077.00	1,082.00 6.00 1,076.00	96.69 % 14.29 % 99.91 %	25.00 % 25.00 %	1,082.00 1,076.00 23.95 % 24.17 %	25.00 %
1-Jul-16	to 30-Jun-19	JICA	0.00	0.00	0.00	0.00 %			
				42.00	0.00	0.00 %	<b>Taka Release :</b>	6.00	
						0.00 %	<b>% of Allocation :</b>	14.29 %	
724	3705-5003	Bhandal jury water supply.	103,630.00 28,164.00 75,466.00	1,981.00 19.00 1,962.00	19.00 19.00 0.00	0.96 % 100.00 % 0.00 %	1.00 % 1.00 %	19.00 0.00 0.02 % 0.00 %	1.00 %
1-Oct-15	to 30-Sep-20	Korea	0.00	0.00	0.00	0.00 %			
				0.00	0.00	0.00 %	<b>Taka Release :</b>	19.00	
						0.00 %	<b>% of Allocation :</b>	100.00 %	



## Project-wise Implementation Status of the project under Local Government Division

Reporting Period: July 2015 To June 2016

RADP:2015-16

(Taka in Lakh)

SI No.	Ministry/Division Name Agency Name Project Code and Name		Project Cost	Target and Progress			Cumulative Progress upto Reporting Period	
				Financial		Physical (% of Total Project) A) Target B) Progress	Fin. Total PA (% of Projects Cost)	Physical Progress in %
				Allocation	Expenditure			
Implementation Period	Development Partner	A) Total B) Taka C) PA D) RPA	A) Total B) Taka C) PA D) RPA E) CDVAT	A) Total B) Taka C) PA D) RPA E) CDVAT	% of Allocation			
1	2	3	4	5	6	7	8	9

<b>Executing Agency Total</b>	851,861.89	89,458.00	86,916.08	97.16 %	<b>Taka Release :</b>	29,325.78
	215,919.12	28,379.00	28,254.43	99.56 %	<b>% of Allocation :</b>	<b>103.34 %</b>
	633,542.77	61,079.00	58,661.65	96.04 %		
	0.00	26,913.00	26,313.00	97.77 %		
		8,517.00	8,107.00	95.19 %		

**Sylhet City Corporation**

725	3705-7110 Improvement of Primary Drainage System and Reconstruction of Nagarbhaban with Procurement of Essential Vehical and Equipment for Sylhet City Corporation	3,560.00 3,560.00 0.00 0.00	486.00 486.00 0.00 0.00	486.00 486.00 0.00 0.00	100.00 % 100.00 % 0.00 % 0.00 %	10.92 % 10.92 % 100.00 % 0.00 %	3,560.00 0.00 100.00 % 0.00 %	100.00 %
30-Jun-09 to 30-Jun-16	Non-Donor Project		0.00 0.00	0.00 0.00	0.00 % 0.00 %		<b>Taka Release :</b> 486.00 <b>% of Allocation :</b> 100.00 %	
726	3705-7210 Development and Expansion of Important Infrastructure of Sylhet City Corporation.	20,125.50 20,125.50 0.00 0.00	2,050.00 2,050.00 0.00 0.00	2,050.00 2,050.00 0.00 0.00	100.00 % 100.00 % 0.00 % 0.00 %	8.65 % 8.65 % 100.00 % 0.00 %	20,125.50 0.00 100.00 % 0.00 %	100.00 %
1-Jul-09 to 30-Jun-16	Non-Donor Project		0.00 0.00	0.00 0.00	0.00 % 0.00 %		<b>Taka Release :</b> 2,050.00 <b>% of Allocation :</b> 100.00 %	

## Project-wise Implementation Status of the project under Local Government Division

Reporting Period: July 2015 To June 2016

RADP:2015-16

(Taka in Lakh)

SI No.	Ministry/Division Name Agency Name Project Code and Name		Project Cost	Target and Progress			Cumulative Progress upto Reporting Period		
				Financial		Physical (% of Total Project) A) Target B) Progress	Fin. Total PA (% of Projects Cost)	Physical Progress in %	
				Allocation	Expenditure				
Implementation Period	Development Partner	A) Total B) Taka C) PA D) RPA	A) Total B) Taka C) PA D) RPA E) CDVAT	A) Total B) Taka C) PA D) RPA E) CDVAT	% of Allocation				
1	2	3	4	5	6	7	8	9	
727	3705-5042	Construction of Kacha Road, Construction Drain, Retaining Wall and Culvert of Sylhet City.	13,782.00 13,782.00 0.00	3,000.00 3,000.00 0.00	3,000.00 3,000.00 0.00	100.00 % 100.00 % 0.00 %	19.59 % 19.59 % 0.00 %	9,050.00 0.00 65.67 % 0.00 %	65.00 %
1-Jul-12 to 30-Jun-17	Non-Donor Project		0.00	0.00	0.00	0.00 %			
				0.00	0.00	0.00 %	<b>Taka Release :</b> <b>% of Allocation :</b>	3,000.00 100.00 %	
728	3705-5052	Construction of Gazi Borhanuddin (R:) Mazar and Improvement of Infrastructure.	1,690.00 1,690.00 0.00	1,265.00 1,265.00 0.00	1,265.00 1,265.00 0.00	100.00 % 100.00 % 0.00 %	67.37 % 67.37 % 0.00 %	1,690.00 0.00 100.00 % 0.00 %	100.00 %
1-Jul-13 to 30-Jun-16	Non-Donor Project		0.00	0.00	0.00	0.00 %			
				0.00	0.00	0.00 %	<b>Taka Release :</b> <b>% of Allocation :</b>	1,265.00 100.00 %	
729	3705-5069	Construction of Track Terminal in Sylhet City Corporation Area by Acquiring Land.	1,675.50 1,675.50 0.00	525.00 525.00 0.00	525.00 525.00 0.00	100.00 % 100.00 % 0.00 %	21.92 % 21.92 % 0.00 %	625.00 0.00 37.30 % 0.00 %	26.09 %
1-Jan-15 to 30-Jun-18	Non-Donor Project		0.00	0.00	0.00	0.00 %			
				0.00	0.00	0.00 %	<b>Taka Release :</b> <b>% of Allocation :</b>	525.00 100.00 %	

## Project-wise Implementation Status of the project under Local Government Division

Reporting Period: July 2015 To June 2016

RADP:2015-16

(Taka in Lakh)

SI No.	Ministry/Division Name Agency Name Project Code and Name		Project Cost	Target and Progress			Cumulative Progress upto Reporting Period	
				Financial		Physical (% of Total Project) A) Target B) Progress	Fin. Total PA (% of Projects Cost)	Physical Progress in %
				Allocation	Expenditure			
Implementation Period	Development Partner	A) Total B) Taka C) PA D) RPA	A) Total B) Taka C) PA D) RPA E) CDVAT	A) Total B) Taka C) PA D) RPA E) CDVAT	% of Allocation			
1	2	3	4	5	6	7	8	9

<b>Executing Agency Total</b>	40,833.00	7,326.00	7,326.00	100.00 %	<b>Taka Release :</b>	7,326.00
	40,833.00	7,326.00	7,326.00	100.00 %	<b>% of Allocation :</b>	100.00 %
	0.00	0.00	0.00	0.00 %		
	0.00	0.00	0.00	0.00 %		
		0.00	0.00	0.00 %		

**Barisal City Corporation**

730	3705-7700	Improvement and Widening of Roads and construction of Drain-cum-Footpath of Barisal City Corporation.	22,790.94	4,500.00	4,500.00	100.00 %	27.00 %	17,650.00	100.00 %
			22,790.94	4,500.00	4,500.00	100.00 %	27.00 %	0.00	
			0.00	0.00	0.00	0.00 %		77.44 %	
			0.00	0.00	0.00	0.00 %		0.00 %	
1-Jan-12 to 31-Dec-15	Non-Donor Project		0.00	0.00	0.00	0.00 %			
				0.00	0.00	0.00 %		<b>Taka Release :</b>	4,500.00
					0.00	0.00 %		<b>% of Allocation :</b>	100.00 %
731	3705-5024	Construction of Bangabandhu Auditorium (4 Storied & 500 Seat Capacity) in Barisal City Corporation.	2,490.00	286.00	286.00	100.00 %	12.00 %	1,786.00	74.00 %
			2,490.00	286.00	286.00	100.00 %	12.00 %	0.00	
			0.00	0.00	0.00	0.00 %		71.73 %	
			0.00	0.00	0.00	0.00 %		0.00 %	
1-Jul-12 to 30-Jun-16	Non-Donor Project		0.00	0.00	0.00	0.00 %			
				0.00	0.00	0.00 %		<b>Taka Release :</b>	286.00
					0.00	0.00 %		<b>% of Allocation :</b>	100.00 %

## Project-wise Implementation Status of the project under Local Government Division

Reporting Period: July 2015 To June 2016

RADP:2015-16

(Taka in Lakh)

SI No.	Ministry/Division Name Agency Name Project Code and Name		Project Cost	Target and Progress			Cumulative Progress upto Reporting Period		
				Financial		Physical (% of Total Project) A) Target B) Progress	Fin. Total PA (% of Projects Cost)	Physical Progress in %	
				Allocation	Expenditure				
Implementation Period	Development Partner	A) Total B) Taka C) PA D) RPA	A) Total B) Taka C) PA D) RPA E) CDVAT	A) Total B) Taka C) PA D) RPA E) CDVAT	% of Allocation				
1	2	3	4	5	6	7	8	9	
732	3705-5076	Consulting Services for Vulnerability Analysis and Feasibility Study for City of Barisal under Climate Change Adaptation in Urban Areas (CCAUA).	1,281.00 281.00 1,000.00	1,256.00 256.00 1,000.00	1,000.00 0.00 1,000.00	79.62 % 0.00 % 100.00 %	98.04 % 78.06 % 100.00 %	1,000.00 1,000.00 78.06 % 100.00 %	78.06 %
20-Jan-15 to 31-Dec-15	KfW		1,000.00	0.00 256.00	0.00 0.00	0.00 % 0.00 %			Taka Release : 0.00 % of Allocation : 0.00 %
733	3705-5008	Construction of Culverts including Development and Expansion of Roads in various Places of Barisal City Corporation.	8,382.00 8,382.00 0.00 0.00	1.00 1.00 0.00 0.00	1.00 1.00 0.00 0.00	100.00 % 100.00 % 0.00 % 0.00 %	5.00 % 5.00 % 0.00 % 0.00 %	1.00 0.00 0.01 % 0.00 %	5.00 %
1-Jan-16 to 30-Jun-18	Non-Donor Project		0.00	0.00 0.00	0.00 0.00	0.00 % 0.00 %			Taka Release : 1.00 % of Allocation : 100.00 %
734	3705-5009	Beautification Work including Infrastructure Development in the area of Barisal City Corporation.	6,120.00 6,120.00 0.00 0.00	2,500.00 2,500.00 0.00 0.00	2,500.00 2,500.00 0.00 0.00	100.00 % 100.00 % 0.00 % 0.00 %	44.00 % 44.00 % 0.00 % 0.00 %	2,500.00 0.00 40.85 % 0.00 %	44.00 %
1-Jul-15 to 30-Jun-17	Non-Donor Project		0.00	0.00 0.00	0.00 0.00	0.00 % 0.00 %			Taka Release : 2,500.00 % of Allocation : 100.00 %

## Project-wise Implementation Status of the project under Local Government Division

Reporting Period: July 2015 To June 2016

RADP:2015-16

(Taka in Lakh)

SI No.	Ministry/Division Name Agency Name Project Code and Name		Project Cost	Target and Progress			Cumulative Progress upto Reporting Period	
				Financial		Physical (% of Total Project) A) Target B) Progress	Fin. Total PA (% of Projects Cost)	Physical Progress in %
				Allocation	Expenditure			
Implementation Period	Development Partner	A) Total B) Taka C) PA D) RPA	A) Total B) Taka C) PA D) RPA E) CDVAT	A) Total B) Taka C) PA D) RPA E) CDVAT	% of Allocation			
1	2	3	4	5	6	7	8	9

<b>Executing Agency Total</b>	41,063.94	8,543.00	8,287.00	97.00 %	<b>Taka Release :</b>	7,287.00
	40,063.94	7,543.00	7,287.00	96.61 %	<b>% of Allocation :</b>	96.61 %
	1,000.00	1,000.00	1,000.00	100.00 %		
	1,000.00	0.00	0.00	0.00 %		
		256.00	0.00	0.00 %		

**Barandra Multipurpose Development Agency**

735	3705-5043	Drinking Water Supply from Irrigation Deep Tubewell Project - phase 3.	11,045.00	2,500.00	2,500.00	100.00 %	22.63 %	3,850.00	35.00 %
			11,045.00	2,500.00	2,500.00	100.00 %	22.63 %	0.00	
			0.00	0.00	0.00	0.00 %		34.86 %	
			0.00	0.00	0.00	0.00 %		0.00 %	
1-Oct-13 to 30-Jun-16	Non-Donor Project		0.00	0.00	0.00	0.00 %			
				0.00	0.00	0.00 %		<b>Taka Release :</b>	2,500.00
								<b>% of Allocation :</b>	100.00 %

<b>Executing Agency Total</b>	11,045.00	2,500.00	2,500.00	100.00 %	<b>Taka Release :</b>	2,500.00
	11,045.00	2,500.00	2,500.00	100.00 %	<b>% of Allocation :</b>	100.00 %
	0.00	0.00	0.00	0.00 %		
	0.00	0.00	0.00	0.00 %		
		0.00	0.00	0.00 %		

**Khulna WASA**

## Project-wise Implementation Status of the project under Local Government Division

Reporting Period: July 2015 To June 2016

RADP:2015-16

(Taka in Lakh)

SI No.	Ministry/Division Name Agency Name Project Code and Name		Project Cost	Target and Progress			Cumulative Progress upto Reporting Period		
				Financial		Physical (% of Total Project) A) Target B) Progress	Fin. Total PA (% of Projects Cost)	Physical Progress in %	
				Allocation	Expenditure				
Implementation Period	Development Partner	A) Total B) Taka C) PA D) RPA	A) Total B) Taka C) PA D) RPA E) CDVAT	A) Total B) Taka C) PA D) RPA E) CDVAT	% of Allocation				
1	2	3	4	5	6	7	8	9	
736	3705-7680	Khulna Water Supply Project.	255,834.00	39,911.00	39,911.00	100.00 %	18.00 %	85,075.05	36.00 %
			75,043.00	20,100.00	20,100.00	100.00 %	18.00 %	42,869.55	
			180,791.00	19,811.00	19,811.00	100.00 %		33.25 %	
1-Jul-11	to 30-Jun-17	ADB, JICA	0.00	5,878.00	2,792.50	47.51 %		23.71 %	
				6,500.00	6,500.00	100.00 %			
							<b>Taka Release :</b>	20,100.00	
							<b>% of Allocation :</b>	100.00 %	
737	3705-5073	Installation of Production Tube-wells & Development of Water Supply Network.	2,316.00	614.00	614.00	100.00 %	32.00 %	764.00	38.48 %
			2,316.00	614.00	614.00	100.00 %	32.00 %	0.00	
			0.00	0.00	0.00	0.00 %		32.99 %	
			0.00	0.00	0.00	0.00 %		0.00 %	
1-Jul-14	to 31-Dec-16	Non-Donor Project	0.00	0.00	0.00	0.00 %			
				0.00	0.00	0.00 %			
							<b>Taka Release :</b>	614.00	
							<b>% of Allocation :</b>	100.00 %	
738	3705-5083	Daserakandi conduit refinery.	331,777.00	15,405.00	10,045.23	65.21 %	4.64 %	10,045.23	3.03 %
			113,377.00	15,405.00	10,045.23	65.21 %	3.03 %	0.00	
			218,400.00	0.00	0.00	0.00 %		3.03 %	
			0.00	0.00	0.00	0.00 %		0.00 %	
1-Jul-15	to 31-Dec-19	Non-Donor Project	0.00	0.00	0.00	0.00 %			
				0.00	0.00	0.00 %			
							<b>Taka Release :</b>	15,405.00	
							<b>% of Allocation :</b>	100.00 %	

## Project-wise Implementation Status of the project under Local Government Division

Reporting Period: July 2015 To June 2016

RADP:2015-16

(Taka in Lakh)

SI No.	Ministry/Division Name Agency Name Project Code and Name		Project Cost	Target and Progress			Cumulative Progress upto Reporting Period		
				Financial		Physical (% of Total Project) A) Target B) Progress	Fin. Total PA (% of Projects Cost)	Physical Progress in %	
				Allocation	Expenditure				
Implementation Period	Development Partner	A) Total B) Taka C) PA D) RPA	A) Total B) Taka C) PA D) RPA E) CDVAT	A) Total B) Taka C) PA D) RPA E) CDVAT	% of Allocation				
1	2	3	4	5	6	7	8	9	
739	3705-5004	Development and Expansion of Water Supply System in the City of Khulna.	3,348.00 3,348.00 0.00	260.00 260.00 0.00	195.00 195.00 0.00	75.00 % 75.00 % 0.00 %	8.00 % 8.00 % 5.82 % 0.00 %	195.00 0.00 5.82 % 0.00 %	8.00 %
1-Jul-15	to 30-Jun-18	Non-Donor Project	0.00	0.00	0.00	0.00 %			
				0.00	0.00	0.00 %			
							Taka Release : % of Allocation :	195.00 75.00 %	
<b>Executing Agency Total</b>			593,275.00 194,084.00 399,191.00 0.00	56,190.00 36,379.00 19,811.00 5,878.00	50,765.23 30,954.23 19,811.00 2,792.50 6,500.00	90.35 % 85.09 % 100.00 % 47.51 % 100.00 %			
							Taka Release : % of Allocation :	36,314.00 99.82 %	
<b>Rajshahi WASA (RWASA)</b>									
740	3705-5021	Development of Water Supply Systems in Rajshahi City.	3,387.00 3,387.00 0.00	900.00 900.00 0.00	652.36 652.36 0.00	72.48 % 72.48 % 0.00 %	24.70 % 24.70 % 0.00 %	2,802.36 0.00 82.74 % 0.00 %	100.00 %
1-Jul-12	to 31-Dec-15	Non-Donor Project	0.00	0.00	0.00	0.00 %			
				0.00	0.00	0.00 %			
							Taka Release : % of Allocation :	900.41 100.05 %	

## Project-wise Implementation Status of the project under Local Government Division

Reporting Period: July 2015 To June 2016

RADP:2015-16

(Taka in Lakh)

SI No.	Ministry/Division Name Agency Name Project Code and Name		Project Cost	Target and Progress			Cumulative Progress upto Reporting Period		
				Allocation	Financial		Physical (% of Total Project) A) Target B) Progress	Fin. Total PA (% of Projects Cost)	Physical Progress in %
					A) Total B) Taka C) PA D) RPA E) CDVAT	A) Total B) Taka C) PA D) RPA E) CDVAT			
1	2	3	4	5	6	7	8	9	
741	3705-5074	Feasibility Study of Surface Water Treatment Plant for Rajshahi WASA.	190.00 190.00 0.00	189.00 189.00 0.00	188.70 188.70 0.00	99.84 % 99.84 % 0.00 %	30.00 % 30.00 % 0.00 %	190.00 0.00 100.00 % 0.00 %	100.00 %
1-Nov-14 to 31-Oct-15	Non-Donor Project		0.00	0.00	0.00	0.00 %			
				0.00	0.00	0.00 %		Taka Release : 189.88 % of Allocation : 100.47 %	
742	3705-5035	Renovated of Water Supply System in Rajshahi City .	6,750.00 6,750.00 0.00	70.00 70.00 0.00	0.00 0.00 0.00	0.00 % 0.00 % 0.00 %	0.00 % 0.00 % 0.00 %	0.00 0.00 0.00 % 0.00 %	0.00 %
1-Jan-16 to 31-Dec-18	Non-Donor Project		0.00	0.00	0.00	0.00 %			
				0.00	0.00	0.00 %		Taka Release : 0.00 % of Allocation : 0.00 %	
<b>Executing Agency Total</b>			10,327.00 10,327.00 0.00 0.00	1,159.00 1,159.00 0.00 0.00	841.06 841.06 0.00 0.00	72.57 % 72.57 % 0.00 % 0.00 %		Taka Release : 1,090.29 % of Allocation : 94.07 %	

Narayangonj City Corporation (NCC)



## Project-wise Implementation Status of the project under Local Government Division

Reporting Period: July 2015 To June 2016

RADP:2015-16

(Taka in Lakh)

SI No.	Ministry/Division Name Agency Name Project Code and Name		Project Cost	Target and Progress			Cumulative Progress upto Reporting Period		
				Financial		Physical (% of Total Project) A) Target B) Progress	Fin. Total PA (% of Projects Cost)	Physical Progress in %	
				Allocation	Expenditure				
1	2	3	4	5	6	7	8	9	
743	3705-5055	Infrastructure Development and Procurement of Vehicles & Equipment for Narayangonj City Corporation.	18,206.38	6,000.00	6,000.00	100.00 %	35.00 %	8,750.00	50.00 %
			18,206.38	6,000.00	6,000.00	100.00 %	32.96 %	0.00	
			0.00	0.00	0.00	0.00 %		48.06 %	
			0.00	0.00	0.00	0.00 %		0.00 %	
1-Oct-13 to 30-Jun-16	Non-Donor Project		0.00	0.00	0.00	0.00 %			
				0.00	0.00	0.00 %			
							<b>Taka Release :</b>	6,000.00	
							<b>% of Allocation :</b>	100.00 %	
		<b>Executing Agency Total</b>	18,206.38	6,000.00	6,000.00	100.00 %			
			18,206.38	6,000.00	6,000.00	100.00 %			
			0.00	0.00	0.00	0.00 %			
			0.00	0.00	0.00	0.00 %			
				0.00	0.00	0.00 %			
							<b>Taka Release :</b>	6,000.00	
							<b>% of Allocation :</b>	100.00 %	
<b>Comilla City Corporation</b>									
744	3705-5036	Development of Roads, Drains and Footpaths of Comilla City Corporation.	8,166.12	100.00	27.00	27.00 %	1.22 %	27.00	0.35 %
			8,166.12	100.00	27.00	27.00 %	0.35 %	0.00	
			0.00	0.00	0.00	0.00 %		0.33 %	
			0.00	0.00	0.00	0.00 %		0.00 %	
1-Jan-16 to 30-Jun-18	Non-Donor Project		0.00	0.00	0.00	0.00 %			
				0.00	0.00	0.00 %			
							<b>Taka Release :</b>	100.00	
							<b>% of Allocation :</b>	100.00 %	

## Project-wise Implementation Status of the project under Local Government Division

Reporting Period: July 2015 To June 2016

RADP:2015-16

(Taka in Lakh)

SI No.	Ministry/Division Name Agency Name Project Code and Name		Project Cost	Target and Progress			Cumulative Progress upto Reporting Period	
				Financial		Physical (% of Total Project) A) Target B) Progress	Fin. Total PA (% of Projects Cost)	Physical Progress in %
				Allocation	Expenditure			
Implementation Period	Development Partner	A) Total B) Taka C) PA D) RPA	A) Total B) Taka C) PA D) RPA E) CDVAT	A) Total B) Taka C) PA D) RPA E) CDVAT	% of Allocation			
1	2	3	4	5	6	7	8	9

<b>Executing Agency Total</b>	8,166.12	100.00	27.00	27.00 %	<b>Taka Release :</b>	100.00
	8,166.12	100.00	27.00	27.00 %	<b>% of Allocation :</b>	<b>100.00 %</b>
	0.00	0.00	0.00	0.00 %		
	0.00	0.00	0.00	0.00 %		

**Rangpur City Corporation**

745	3705-5037	Construction of Drain cum Footpaths and Roads Development of Rangpur City Corporation	5,709.90	2,000.00	576.00	28.80 %	38.34 %	576.00	35.00 %
			5,709.90	2,000.00	576.00	28.80 %	35.00 %	0.00	
			0.00	0.00	0.00	0.00 %		10.09 %	
			0.00	0.00	0.00	0.00 %		0.00 %	
1-Jul-15	to 30-Jun-17	<b>Non-Donor Project</b>							
			0.00	0.00	0.00	0.00 %			
				0.00	0.00	0.00 %	<b>Taka Release :</b>	1,500.00	
							<b>% of Allocation :</b>	75.00 %	

<b>Executing Agency Total</b>	5,709.90	2,000.00	576.00	28.80 %	<b>Taka Release :</b>	1,500.00
	5,709.90	2,000.00	576.00	28.80 %	<b>% of Allocation :</b>	<b>75.00 %</b>
	0.00	0.00	0.00	0.00 %		
	0.00	0.00	0.00	0.00 %		

## Project-wise Implementation Status of the project under Local Government Division

Reporting Period: July 2015 To June 2016

RADP:2015-16

(Taka in Lakh)

SI No.	Ministry/Division Name Agency Name Project Code and Name		Project Cost	Target and Progress			Cumulative Progress upto Reporting Period		
				Financial		Physical (% of Total Project) A) Target B) Progress	Fin. Total PA (% of Projects Cost)	Physical Progress in %	
	Allocation	Expenditure							
	Implementation Period	Development Partner	A) Total B) Taka C) PA D) RPA	A) Total B) Taka C) PA D) RPA E) CDVAT	A) Total B) Taka C) PA D) RPA E) CDVAT	% of Allocation			
	1	2	3	4	5	6	7	8	9
<b>Ministry Total</b>			12,629,960.96	1,675,498.00	1,613,824.00	96.32 %			
			6,873,428.86	1,083,338.00	1,048,163.28	96.75 %			
			5,702,433.38	592,160.00	565,660.72	95.52 %			
			3,269,176.09	446,632.00	425,097.93	95.18 %			
				34,376.00	29,426.18	85.60 %			
							<b>Taka Release :</b>	1,075,871.27	
							<b>% of Allocation :</b>	99.31 %	

## Project-wise Implementation Status of the project under Rural Development and Co-operatives Division

Reporting Period: July 2015 To June 2016

RADP:2015-16

(Taka in Lakh)

SI No.	Ministry/Division Name Agency Name Project Code and Name		Project Cost	Target and Progress			Cumulative Progress upto Reporting Period	
				Financial		Physical (% of Total Project) A) Target B) Progress	Fin. Total PA (% of Projects Cost)	Physical Progress in %
				Allocation	Expenditure			
Implementation Period	Development Partner	A) Total B) Taka C) PA D) RPA	A) Total B) Taka C) PA D) RPA E) CDVAT	A) Total B) Taka C) PA D) RPA E) CDVAT	% of Allocation			
1	2	3	4	5	6	7	8	9

**Rural Development and Co-operatives Division**  
**Ministry's Own**

746	3801-8162	Economic Empowerment of the Poorest in Bangladesh (EEP).	101,265.22 411.16 100,854.06 0.00	8,276.00 100.00 8,176.00 0.00	7,970.00 69.00 7,901.00 0.00	96.30 % 69.00 % 96.64 % 0.00 %	8.17 % 7.87 % 98.79 % 98.85 %	100,042.43 99,690.09 98.79 % 98.85 %	96.00 %
1-Feb-08 to 30-Sep-16	DFID			0.00 0.00	0.00 0.00	0.00 % 0.00 %		<b>Taka Release :</b> 100.00 <b>% of Allocation :</b> 100.00 %	
747	3801-7310	One House One Farm Project.	316,296.84 316,296.84 0.00 0.00	48,001.00 48,001.00 0.00 0.00	47,843.18 47,843.18 0.00 0.00	99.67 % 99.67 % 0.00 % 0.00 %	15.18 % 15.00 % 86.80 % 0.00 %	274,545.87 0.00 86.80 % 0.00 %	98.20 %
1-Jul-09 to 30-Jun-16	Non-Donor Project			0.00 0.00	0.00 0.00	0.00 % 0.00 %		<b>Taka Release :</b> 48,001.00 <b>% of Allocation :</b> 100.00 %	
748	3801-8167	Comprehensive Village Development Programme project (CVDP)-2nd Phase.	9,683.00 9,683.00 0.00 0.00	1,150.00 1,150.00 0.00 0.00	1,148.17 1,148.17 0.00 0.00	99.84 % 99.84 % 0.00 % 0.00 %	11.87 % 11.85 % 97.66 % 0.00 %	9,456.53 0.00 97.66 % 0.00 %	100.00 %
1-Jul-09 to 31-Dec-15	Non-Donor Project			0.00 0.00	0.00 0.00	0.00 % 0.00 %		<b>Taka Release :</b> 1,279.00 <b>% of Allocation :</b> 111.22 %	

## Project-wise Implementation Status of the project under Rural Development and Co-operatives Division

Reporting Period: July 2015 To June 2016

RADP:2015-16

(Taka in Lakh)

SI No.	Ministry/Division Name Agency Name Project Code and Name		Project Cost	Target and Progress			Cumulative Progress upto Reporting Period		
				Financial		Physical (% of Total Project) A) Target B) Progress	Fin. Total PA (% of Projects Cost)	Physical Progress in %	
				Allocation	Expenditure				
1	2	3	4	5	6	7	8	9	
749	3801-5020	Chars Livelihoods Improvement Programme (2nd Phase).	93,128.35 2,035.42 91,092.93	9,410.00 410.00 9,000.00	9,832.82 362.82 9,470.00	104.49 % 88.49 % 105.22 %	10.10 % 10.55 %	92,704.52 91,066.50 99.54 % 99.97 %	99.54 %
1-Jul-11	to 31-Dec-16	DFID	0.00	0.00	0.00	0.00 %			
							<b>Taka Release :</b>	410.00	
							<b>% of Allocation :</b>	100.00 %	
<b>Executing Agency Total</b>			520,373.41 328,426.42 191,946.99 0.00	66,837.00 49,661.00 17,176.00 0.00	66,794.17 49,423.17 17,371.00 0.00	99.94 % 99.52 % 101.14 % 0.00 %		<b>Taka Release :</b> 49,790.00	
							<b>% of Allocation :</b>	100.26 %	
<b>Department of Co-operatives</b>									
750	3831-8243	Poverty Reduction and Socio-economic Development of Greater Faridpur, Barisal & Khulna Districts through Expansion of Milk Co-operative Society Programmes.	4,247.22 4,247.22 0.00	1,030.00 1,030.00 0.00	978.31 978.31 0.00	94.98 % 94.98 % 0.00 %	24.25 % 23.03 %	3,560.14 0.00 83.82 % 0.00 %	88.00 %
1-Jul-12	to 30-Jun-17	Non-Donor Project	0.00	0.00	0.00	0.00 %			
							<b>Taka Release :</b>	1,030.00	
							<b>% of Allocation :</b>	100.00 %	

## Project-wise Implementation Status of the project under Rural Development and Co-operatives Division

Reporting Period: July 2015 To June 2016

RADP:2015-16

(Taka in Lakh)

SI No.	Ministry/Division Name Agency Name Project Code and Name		Project Cost	Target and Progress			Cumulative Progress upto Reporting Period		
				Allocation	Financial		Physical (% of Total Project) A) Target B) Progress	Fin. Total PA (% of Projects Cost)	Physical Progress in %
					A) Total B) Taka C) PA D) RPA E) CDVAT	A) Total B) Taka C) PA D) RPA E) CDVAT			
1	2	3	4	5	6	7	8	9	
751	3831-5016	Construction of the Incomplete Portion of Samabay Bhaban including Installation of Solar Panel System.	3,325.61 3,325.61 0.00	1,800.00 1,800.00 0.00	1,799.55 1,799.55 0.00	99.98 % 99.98 % 0.00 %	54.12 % 54.12 % 66.68 % 0.00 %	2,217.58 0.00 66.68 % 0.00 %	85.00 %
1-Jul-14	to 31-Dec-16	Non-Donor Project	0.00	0.00	0.00	0.00 %			
				0.00	0.00	0.00 %		Taka Release : 1,800.00 % of Allocation : 100.00 %	
<b>Executing Agency Total</b>			7,572.83 7,572.83 0.00 0.00	2,830.00 2,830.00 0.00 0.00	2,777.86 2,777.86 0.00 0.00	98.16 % 98.16 % 0.00 % 0.00 %		Taka Release : 2,830.00 % of Allocation : 100.00 %	
<b>Rural Development Academy, Bogra</b>									
752	3805-7370	Action Research Project on Poverty Alleviation through Livestock Management and Bio-Gas Bottling at Monga and other Similar Areas.	5,155.74 5,155.74 0.00	281.00 281.00 0.00	281.74 281.74 0.00	100.26 % 100.26 % 0.00 %	5.45 % 5.45 % 99.23 % 0.00 %	5,116.20 0.00 99.23 % 0.00 %	100.00 %
1-Jul-09	to 31-Dec-15	Non-Donor Project	0.00	0.00	0.00	0.00 %			
				0.00	0.00	0.00 %		Taka Release : 300.00 % of Allocation : 106.76 %	

## Project-wise Implementation Status of the project under Rural Development and Co-operatives Division

Reporting Period: July 2015 To June 2016

RADP:2015-16

(Taka in Lakh)

SI No.	Ministry/Division Name Agency Name Project Code and Name		Project Cost	Target and Progress			Cumulative Progress upto Reporting Period		
				Financial		Physical (% of Total Project) A) Target B) Progress	Fin. Total PA (% of Projects Cost)	Physical Progress in %	
				Allocation	Expenditure				
Implementation Period	Development Partner	A) Total B) Taka C) PA D) RPA	A) Total B) Taka C) PA D) RPA E) CDVAT	A) Total B) Taka C) PA D) RPA E) CDVAT	% of Allocation				
1	2	3	4	5	6	7	8	9	
753	3805-7260	Integrated Rural Employment Support of the Poor Women.(RESPW)	13,139.82 13,139.82 0.00	3,100.00 3,100.00 0.00	3,098.75 3,098.75 0.00	99.96 % 99.96 % 0.00 %	23.59 % 23.59 % 0.00 %	9,627.25 0.00 73.27 % 0.00 %	75.00 %
1-Jan-12 to 30-Jun-16	Non-Donor Project		0.00	0.00	0.00	0.00 %			
				0.00	0.00	0.00 %	<b>Taka Release :</b> <b>% of Allocation :</b>	3,100.00 100.00 %	
754	3805-5032	Making Markets Work for the Jamuna, Padma and Teesta Chars (M4C).	6,308.85 749.00 5,559.85	1,700.00 152.00 1,548.00	1,649.00 152.00 1,497.00	97.00 % 100.00 % 96.71 %	24.88 % 24.00 % 96.00 % 96.72 %	6,056.48 5,377.23 96.00 % 96.72 %	91.60 %
1-May-13 to 30-Nov-16	SDC		0.00	0.00	0.00	0.00 %			
				0.00	0.00	0.00 %	<b>Taka Release :</b> <b>% of Allocation :</b>	152.00 100.00 %	
755	3805-8487	Modernization Project of RDA Farm & Laboratory Schools & Colleges	3,421.00 3,421.00 0.00	803.00 803.00 0.00	802.86 802.86 0.00	99.98 % 99.98 % 0.00 %	23.47 % 23.47 % 0.00 %	1,101.20 0.00 32.19 % 0.00 %	32.00 %
1-Jan-14 to 31-Dec-16	Non-Donor Project		0.00	0.00	0.00	0.00 %			
				0.00	0.00	0.00 %	<b>Taka Release :</b> <b>% of Allocation :</b>	803.00 100.00 %	

## Project-wise Implementation Status of the project under Rural Development and Co-operatives Division

Reporting Period: July 2015 To June 2016

RADP:2015-16

(Taka in Lakh)

SI No.	Ministry/Division Name Agency Name Project Code and Name		Project Cost	Target and Progress			Cumulative Progress upto Reporting Period		
				Financial		Physical (% of Total Project) A) Target B) Progress	Fin. Total PA (% of Projects Cost)	Physical Progress in %	
				Allocation	Expenditure				
Implementation Period	Development Partner	A) Total B) Taka C) PA D) RPA	A) Total B) Taka C) PA D) RPA E) CDVAT	A) Total B) Taka C) PA D) RPA E) CDVAT	% of Allocation	A) Target B) Progress	8	9	
1	2	3	4	5	6	7	8	9	
756	3805-5062	Construction of Co-operative based Multistoried Palli Janapad Housing with Modern Urban Amenities for Livelihood Improvement of Rural People.	42,433.78 42,433.78 0.00	3,750.00 3,750.00 0.00	3,737.92 3,737.92 0.00	99.68 % 99.68 % 0.00 %	8.84 % 8.80 % 0.00 %	6,210.34 0.00 14.64 % 0.00 %	22.73 %
1-Jul-14	to 30-Jun-17	Non-Donor Project	0.00	0.00	0.00	0.00 %			
				0.00	0.00	0.00 %	<b>Taka Release :</b>	3,750.00	
							<b>% of Allocation :</b>	100.00 %	
757	3805-5013	Action Research Project on Extension and Dissemination of Modern Water Saving Technologies and Management Practices to Increase Crop Production.	3,902.00 3,902.00 0.00	961.00 961.00 0.00	902.00 902.00 0.00	93.86 % 93.86 % 0.00 %	24.63 % 23.12 % 0.00 %	902.00 0.00 23.12 % 0.00 %	23.12 %
1-Apr-15	to 31-Dec-19	Non-Donor Project	0.00	0.00	0.00	0.00 %			
				0.00	0.00	0.00 %	<b>Taka Release :</b>	961.00	
							<b>% of Allocation :</b>	100.00 %	
758	3805-5000	Establishment of Rural Development Academy (RDA) at Rangpur	11,132.00 11,132.00 0.00	1,400.00 1,400.00 0.00	1,083.30 1,083.30 0.00	77.38 % 77.38 % 0.00 %	12.57 % 10.00 % 0.00 %	1,083.30 0.00 9.73 % 0.00 %	10.00 %
1-Oct-14	to 30-Sep-18	Non-Donor Project	0.00	0.00	0.00	0.00 %			
				0.00	0.00	0.00 %	<b>Taka Release :</b>	1,400.00	
							<b>% of Allocation :</b>	100.00 %	



## Project-wise Implementation Status of the project under Rural Development and Co-operatives Division

Reporting Period: July 2015 To June 2016

RADP:2015-16

(Taka in Lakh)

SI No.	Ministry/Division Name Agency Name Project Code and Name		Project Cost	Target and Progress			Cumulative Progress upto Reporting Period	
				Financial		Physical (% of Total Project) A) Target B) Progress	Fin. Total PA (% of Projects Cost)	Physical Progress in %
				Allocation	Expenditure			
Implementation Period	Development Partner	A) Total B) Taka C) PA D) RPA	A) Total B) Taka C) PA D) RPA E) CDVAT	A) Total B) Taka C) PA D) RPA E) CDVAT	% of Allocation			
1	2	3	4	5	6	7	8	9

<b>Executing Agency Total</b>	85,493.19	11,995.00	11,555.57	96.34 %	<b>Taka Release :</b>	10,466.00
	79,933.34	10,447.00	10,058.57	96.28 %	<b>% of Allocation :</b>	<b>100.18 %</b>
	5,559.85	1,548.00	1,497.00	96.71 %		
	0.00	0.00	0.00	0.00 %		
		0.00	0.00	0.00 %		

**Bangladesh Rural Development Board**

759	3805-8470	Expansion, Renovation & Modernization of Bangabhandhu Poverty Alleviation Training Complex, Kotalipara, Gopalganj.	32,684.71	5,000.00	4,996.31	99.93 %	15.30 %	10,499.41	35.00 %
			32,684.71	5,000.00	4,996.31	99.93 %	15.29 %	0.00	
			0.00	0.00	0.00	0.00 %		32.12 %	
			0.00	0.00	0.00	0.00 %		0.00 %	
1-Mar-10 to 30-Jun-18	Non-Donor Project		0.00	0.00	0.00	0.00 %			
				0.00	0.00	0.00 %			
							<b>Taka Release :</b>	500.00	
							<b>% of Allocation :</b>	10.00 %	
760	3805-7200	Poverty Reduction through "Minor Crops Production, Preservation, & Processing and Marketing Program"	6,093.61	1,444.00	1,432.17	99.18 %	23.69 %	5,366.69	90.00 %
			6,093.61	1,444.00	1,432.17	99.18 %	23.50 %	0.00	
			0.00	0.00	0.00	0.00 %		88.07 %	
			0.00	0.00	0.00	0.00 %		0.00 %	
1-Jul-11 to 30-Jun-16	Non-Donor Project		0.00	0.00	0.00	0.00 %			
				0.00	0.00	0.00 %			
							<b>Taka Release :</b>	1,444.00	
							<b>% of Allocation :</b>	100.00 %	

## Project-wise Implementation Status of the project under Rural Development and Co-operatives Division

Reporting Period: July 2015 To June 2016

RADP:2015-16

(Taka in Lakh)

SI No.	Ministry/Division Name Agency Name Project Code and Name		Project Cost	Target and Progress			Cumulative Progress upto Reporting Period		
				Financial		Physical (% of Total Project) A) Target B) Progress	Fin. Total PA (% of Projects Cost)	Physical Progress in %	
				Allocation	Expenditure				
Implementation Period	Development Partner	A) Total B) Taka C) PA D) RPA	A) Total B) Taka C) PA D) RPA E) CDVAT	A) Total B) Taka C) PA D) RPA E) CDVAT	% of Allocation				
1	2	3	4	5	6	7	8	9	
761	3805-8255	Irrigation Extension Programme.	1,905.74 1,905.74 0.00	554.00 554.00 0.00	515.00 515.00 0.00	92.96 % 92.96 % 0.00 %	29.00 % 27.00 % 0.00 %	1,356.55 0.00 71.18 % 0.00 %	70.00 %
1-Jan-13 to 31-Dec-16	Non-Donor Project		0.00	0.00	0.00	0.00 %			
				0.00	0.00	0.00 %	<b>Taka Release :</b> <b>% of Allocation :</b>	530.00 95.67 %	
762	3805-8489	Initiative for Development Empowerment, Awareness, and Livelihood Project (IDEL Project), Kurigram.	2,043.75 2,043.75 0.00	400.00 400.00 0.00	399.92 399.92 0.00	99.98 % 99.98 % 0.00 %	20.00 % 20.00 % 0.00 %	1,283.74 0.00 62.81 % 0.00 %	63.00 %
1-Jul-12 to 30-Jun-17	Non-Donor Project		0.00	0.00	0.00	0.00 %			
				0.00	0.00	0.00 %	<b>Taka Release :</b> <b>% of Allocation :</b>	400.00 100.00 %	
763	3805-8242	Rural Livelihood Project (RLP) (2nd Phase).	33,142.07 33,142.07 0.00	3,700.00 3,700.00 0.00	3,696.00 3,696.00 0.00	99.89 % 99.89 % 0.00 %	11.16 % 11.16 % 0.00 %	20,189.08 0.00 60.92 % 0.00 %	71.00 %
1-Jul-12 to 30-Jun-17	Non-Donor Project		0.00	0.00	0.00	0.00 %			
				0.00	0.00	0.00 %	<b>Taka Release :</b> <b>% of Allocation :</b>	3,700.00 100.00 %	

## Project-wise Implementation Status of the project under Rural Development and Co-operatives Division

Reporting Period: July 2015 To June 2016

RADP:2015-16

(Taka in Lakh)

SI No.	Ministry/Division Name Agency Name Project Code and Name		Project Cost	Target and Progress			Cumulative Progress upto Reporting Period		
				Financial		Physical (% of Total Project) A) Target B) Progress	Fin. Total PA (% of Projects Cost)	Physical Progress in %	
				Allocation	Expenditure				
Implementation Period	Development Partner	A) Total B) Taka C) PA D) RPA	A) Total B) Taka C) PA D) RPA E) CDVAT	A) Total B) Taka C) PA D) RPA E) CDVAT	% of Allocation				
1	2	3	4	5	6	7	8	9	
764	3805-7001	Employment Guarantee Scheme for Hard Core Poor of Northern Region.	9,487.59 9,487.59 0.00 0.00	1,300.00 1,300.00 0.00 0.00	1,299.76 1,299.76 0.00 0.00	99.98 % 99.98 % 0.00 % 0.00 %	13.70 % 13.70 % 25.26 % 0.00 %	2,396.42 0.00 25.26 % 0.00 %	25.00 %
1-Apr-14	to 31-Mar-19	Non-Donor Project	0.00	0.00	0.00	0.00 %			
				0.00	0.00	0.00 %	<b>Taka Release :</b>	1,300.00	
						0.00 %	<b>% of Allocation :</b>	100.00 %	
765	3805-5001	Participatory Rural Development Project-3 (PRDP-3)	23,167.15 23,167.15 0.00 0.00	200.00 200.00 0.00 0.00	199.00 199.00 0.00 0.00	99.50 % 99.50 % 0.00 % 0.00 %	1.00 % 1.00 % 0.86 % 0.00 %	199.00 0.00 0.86 % 0.00 %	1.00 %
1-Jul-15	to 30-Jun-20	Non-Donor Project	0.00	0.00	0.00	0.00 %			
				0.00	0.00	0.00 %	<b>Taka Release :</b>	200.00	
						0.00 %	<b>% of Allocation :</b>	100.00 %	
<b>Executing Agency Total</b>			108,524.62 108,524.62 0.00 0.00	12,598.00 12,598.00 0.00 0.00	12,538.16 12,538.16 0.00 0.00	99.53 % 99.53 % 0.00 % 0.00 %	<b>Taka Release :</b>	8,074.00	
							<b>% of Allocation :</b>	64.09 %	

**Milk Vita, Bangladesh**

## Project-wise Implementation Status of the project under Rural Development and Co-operatives Division

Reporting Period: July 2015 To June 2016

RADP:2015-16

(Taka in Lakh)

SI No.	Ministry/Division Name Agency Name Project Code and Name		Project Cost	Target and Progress			Cumulative Progress upto Reporting Period		
				Allocation	Financial		Physical (% of Total Project) A) Target B) Progress	Fin. Total PA (% of Projects Cost)	Physical Progress in %
					A) Total B) Taka C) PA D) RPA E) CDVAT	A) Total B) Taka C) PA D) RPA E) CDVAT			
1	2	3	4	5	6	7	8	9	
766	3805-5034	Establishment of Buffalo Breeding Station for Enhancing Milk Production.	1,789.00 1,789.00 0.00 0.00	600.00 600.00 0.00 0.00	597.90 597.90 0.00 0.00	99.65 % 99.65 % 0.00 % 0.00 %	33.50 % 33.40 % 0.00 % 0.00 %	1,205.40 0.00 67.38 % 0.00 %	60.00 %
1-Jul-13	to 31-Dec-16	Non-Donor Project	0.00	0.00	0.00	0.00 %			
				18.00	18.00	100.00 %	Taka Release : % of Allocation :	600.00 100.00 %	
767	3805-5067	Establishment of Super Instant Powder Milk Plant at Bangabarighat, Sirajgonj	7,480.00 7,480.00 0.00 0.00	180.00 180.00 0.00 0.00	72.87 72.87 0.00 0.00	40.48 % 40.48 % 0.00 % 0.00 %	1.07 % 1.00 %	72.87 0.00 0.97 % 0.00 %	1.00 %
1-Jul-15	to 30-Jun-17	Non-Donor Project	0.00	0.00	0.00	0.00 %			
				100.00	0.00	0.00 %	Taka Release : % of Allocation :	80.00 44.44 %	
<b>Executing Agency Total</b>			9,269.00 9,269.00 0.00 0.00	780.00 780.00 0.00 0.00	670.77 670.77 0.00 0.00	86.00 % 86.00 % 0.00 % 0.00 %	Taka Release : % of Allocation :	680.00 87.18 %	
				118.00	18.00	15.25 %			

**Small Farmers Development Foundation (SFDF)**

## Project-wise Implementation Status of the project under Rural Development and Co-operatives Division

Reporting Period: July 2015 To June 2016

RADP:2015-16

(Taka in Lakh)

SI No.	Ministry/Division Name Agency Name Project Code and Name		Project Cost	Target and Progress			Cumulative Progress upto Reporting Period		
				Financial		Physical (% of Total Project) A) Target B) Progress	Fin. Total PA (% of Projects Cost)	Physical Progress in %	
				Allocation	Expenditure				
Implementation Period	Development Partner	A) Total B) Taka C) PA D) RPA	A) Total B) Taka C) PA D) RPA E) CDVAT	A) Total B) Taka C) PA D) RPA E) CDVAT	% of Allocation				
1	2	3	4	5	6	7	8	9	
768	3805-5033	Expansion of SFDF Activities for Poverty Alleviation.	5,913.00	1,800.00	1,797.43	99.86 %	30.44 %	4,707.46	75.00 %
			5,913.00	1,800.00	1,797.43	99.86 %	30.39 %	0.00	
			0.00	0.00	0.00	0.00 %		79.61 %	
			0.00	0.00	0.00	0.00 %		0.00 %	
1-Jul-13	to 30-Jun-16	Non-Donor Project	0.00	0.00	0.00	0.00 %			
				0.00	0.00	0.00 %			
							<b>Taka Release :</b>	1,800.00	
							<b>% of Allocation :</b>	100.00 %	
769	3805-5003	Small Farmers Development Fundation Assistance Project (2nd Phase)	6,409.54	600.00	467.37	77.90 %	9.36 %	467.37	7.29 %
			6,409.54	600.00	467.37	77.90 %	7.29 %	0.00	
			0.00	0.00	0.00	0.00 %		7.29 %	
			0.00	0.00	0.00	0.00 %		0.00 %	
1-Jan-16	to 31-Dec-18	Non-Donor Project	0.00	0.00	0.00	0.00 %			
				0.00	0.00	0.00 %			
							<b>Taka Release :</b>	600.00	
							<b>% of Allocation :</b>	100.00 %	
<b>Executing Agency Total</b>			12,322.54	2,400.00	2,264.80	94.37 %			
			12,322.54	2,400.00	2,264.80	94.37 %			
			0.00	0.00	0.00	0.00 %			
			0.00	0.00	0.00	0.00 %			
				0.00	0.00	0.00 %			
				0.00	0.00	0.00 %			
							<b>Taka Release :</b>	2,400.00	
							<b>% of Allocation :</b>	100.00 %	

**Rural Poverty Alleviation Foundation**

## Project-wise Implementation Status of the project under Rural Development and Co-operatives Division

Reporting Period: July 2015 To June 2016

RADP:2015-16

(Taka in Lakh)

SI No.	Ministry/Division Name Agency Name Project Code and Name		Project Cost	Target and Progress			Cumulative Progress upto Reporting Period		
				Financial		Physical (% of Total Project) A) Target B) Progress	Fin. Total PA (% of Projects Cost)	Physical Progress in %	
				Allocation	Expenditure				
Implementation Period	Development Partner	A) Total B) Taka C) PA D) RPA	A) Total B) Taka C) PA D) RPA E) CDVAT	A) Total B) Taka C) PA D) RPA E) CDVAT	% of Allocation				
1	2	3	4	5	6	7	8	9	
770	3805-5028	Extention of Programme of Rural Poverty Alleviation Foundation (PDBF) for Creation of Poverty Alleviation and Self-employment.	29,615.97 29,615.97 0.00	5,800.00 5,800.00 0.00	5,800.00 5,800.00 0.00	100.00 % 100.00 % 0.00 %	19.58 % 19.58 % 0.00 %	20,759.97 0.00 70.10 % 0.00 %	72.00 %
1-Jul-12 to 30-Jun-16	Non-Donor Project		0.00	0.00	0.00	0.00 %			
				0.00	0.00	0.00 %	<b>Taka Release :</b> <b>% of Allocation :</b>	5,800.00 100.00 %	
771	3805-5040	Strengthening ICT Program and e_Service of Rural Poverty Alleviation Foundation.	1,880.00 1,880.00 0.00	1,000.00 1,000.00 0.00	980.00 980.00 0.00	98.00 % 98.00 % 0.00 %	53.20 % 52.13 % 0.00 %	1,611.02 0.00 85.69 % 0.00 %	86.00 %
1-Mar-14 to 31-Mar-17	Non-Donor Project		0.00	0.00	0.00	0.00 %			
				0.00	0.00	0.00 %	<b>Taka Release :</b> <b>% of Allocation :</b>	1,000.00 100.00 %	
<b>Executing Agency Total</b>			31,495.97 31,495.97 0.00 0.00	6,800.00 6,800.00 0.00 0.00	6,780.00 6,780.00 0.00 0.00	99.71 % 99.71 % 0.00 % 0.00 %	<b>Taka Release :</b> <b>% of Allocation :</b>	6,800.00 100.00 %	

## Project-wise Implementation Status of the project under Rural Development and Co-operatives Division

Reporting Period: July 2015 To June 2016

RADP:2015-16

(Taka in Lakh)

SI No.	Ministry/Division Name Agency Name Project Code and Name		Project Cost	Target and Progress			Cumulative Progress upto Reporting Period		
				Allocation	Financial		Physical (% of Total Project) A) Target B) Progress	Fin. Total PA (% of Projects Cost)	Physical Progress in %
					A) Total B) Taka C) PA D) RPA E) CDVAT	A) Total B) Taka C) PA D) RPA E) CDVAT			
Implementation Period	Development Partner								
1	2	3	4	5	6	7	8	9	
<b>Ministry Total</b>			775,051.56	104,240.00	103,381.33	99.18 %	<b>Taka Release :</b> 81,040.00		
			577,544.72	85,516.00	84,513.33	98.83 %	<b>% of Allocation :</b> 94.77 %		
			197,506.84	18,724.00	18,868.00	100.77 %			
			0.00	0.00	0.00	0.00 %			
				118.00	18.00	15.25 %			

## Project-wise Implementation Status of the project under Ministry of Industry

Reporting Period: July 2015 To June 2016

RADP:2015-16

(Taka in Lakh)

SI No.	Ministry/Division Name Agency Name Project Code and Name		Project Cost	Target and Progress			Cumulative Progress upto Reporting Period	
				Financial		Physical (% of Total Project) A) Target B) Progress	Fin. Total PA (% of Projects Cost)	Physical Progress in %
				Allocation	Expenditure			
Implementation Period	Development Partner	A) Total B) Taka C) PA D) RPA	A) Total B) Taka C) PA D) RPA E) CDVAT	A) Total B) Taka C) PA D) RPA E) CDVAT	% of Allocation			
1	2	3	4	5	6	7	8	9

**Ministry of Industry**  
**Ministry's Own**

772	3901-5051	Fortification of Edible oil in Bangladesh (Phase-2).	1,758.00	1,428.00	298.06	20.87 %	20.87 %	1,189.67	61.80 %
			250.00	595.00	1.86	0.31 %	20.87 %	1,169.40	
			1,508.00	833.00	296.20	35.56 %		67.67 %	
			64.00	0.00	0.00	0.00 %		77.55 %	

1-Jul-13 to 31-Dec-15

GAIN

Taka Release :	1.86
% of Allocation :	0.31 %

773	3901-5013	Safe and Environmentally sound shift Recycling in Bangladesh.	1,179.00	1,080.00	782.93	72.49 %	80.00 %	881.74	83.00 %
			0.00	0.00	0.00	0.00 %	75.00 %	782.93	
			1,179.00	1,080.00	782.93	72.49 %		74.79 %	
			0.00	0.00	0.00	0.00 %		66.41 %	

1-Jul-14 to 31-Dec-15

EU

Taka Release :	0.00
% of Allocation :	0.00 %

**Executing Agency Total**

2,937.00	2,508.00	1,080.99	43.10 %
250.00	595.00	1.86	0.31 %
2,687.00	1,913.00	1,079.13	56.41 %
64.00	0.00	0.00	0.00 %
	62.00	0.00	0.00 %

Taka Release :	1.86
% of Allocation :	0.31 %

**Bangladesh Small & Cottage Industries Corporation (BSCIC)**



## Project-wise Implementation Status of the project under Ministry of Industry

Reporting Period: July 2015 To June 2016

RADP:2015-16

(Taka in Lakh)

SI No.	Ministry/Division Name Agency Name Project Code and Name		Project Cost	Target and Progress			Cumulative Progress upto Reporting Period		
				Financial		Physical (% of Total Project) A) Target B) Progress	Fin. Total PA (% of Projects Cost)	Physical Progress in %	
				Allocation	Expenditure				
Implementation Period	Development Partner	A) Total B) Taka C) PA D) RPA	A) Total B) Taka C) PA D) RPA E) CDVAT	A) Total B) Taka C) PA D) RPA E) CDVAT	% of Allocation				
1	2	3	4	5	6	7	8	9	
774	3905-8330	Tannery Industrial Estate, Dhaka (2nd Revised)	107,871.00 107,871.00 0.00 0.00	47,114.00 47,114.00 0.00 0.00	21,220.00 21,220.00 0.00 0.00	45.04 % 45.04 % 0.00 % 0.00 %	48.00 % 48.00 % 0.00 % 0.00 %	52,328.00 0.00 48.51 % 0.00 %	84.22 %
1-Jan-03 to 30-Jun-16	Non-Donor Project		0.00	0.00	0.00	0.00 %		Taka Release : 25,284.00 % of Allocation : 53.67 %	
775	3905-8400	Active Farmacitucal Ingrediant (API) Industrial Park	33,186.00 33,186.00 0.00 0.00	4,000.00 4,000.00 0.00 0.00	3,437.02 3,437.02 0.00 0.00	85.93 % 85.93 % 0.00 % 0.00 %	12.05 % 23.00 % 0.00 % 0.00 %	20,427.28 0.00 61.55 % 0.00 %	74.20 %
1-Jan-08 to 30-Jun-16	Non-Donor Project		0.00	0.00	0.00	0.00 %		Taka Release : 3,447.64 % of Allocation : 86.19 %	
776	3905-7280	Expansion of Gopalgonj BSCIC Estate.	9,885.00 9,885.00 0.00 0.00	708.00 708.00 0.00 0.00	672.50 672.50 0.00 0.00	94.99 % 94.99 % 0.00 % 0.00 %	7.00 % 7.00 % 0.00 % 0.00 %	7,967.97 0.00 80.61 % 0.00 %	81.00 %
1-Jul-10 to 30-Jun-16	Non-Donor Project		0.00	0.00	0.00	0.00 %		Taka Release : 708.00 % of Allocation : 100.00 %	

## Project-wise Implementation Status of the project under Ministry of Industry

Reporting Period: July 2015 To June 2016

RADP:2015-16

(Taka in Lakh)

SI No.	Ministry/Division Name Agency Name Project Code and Name		Project Cost	Target and Progress			Cumulative Progress upto Reporting Period		
				Allocation	Financial		Physical (% of Total Project) A) Target B) Progress	Fin. Total PA (% of Projects Cost)	Physical Progress in %
					A) Total B) Taka C) PA D) RPA E) CDVAT	A) Total B) Taka C) PA D) RPA E) CDVAT			
1	2	3	4	5	6	7	8	9	
777	3905-7290	BSCIC Estate, Mirsarai, Chittagong.	2,995.00 2,995.00 0.00 0.00	580.00 580.00 0.00 0.00	580.00 580.00 0.00 0.00	100.00 % 100.00 % 0.00 % 0.00 %	20.00 % 20.00 % 66.58 % 0.00 %	1,994.11 0.00 66.58 % 0.00 %	79.00 %
1-Jul-10	to 30-Jun-17	Non-Donor Project	0.00	0.00	0.00	0.00 %			
				0.00	0.00	0.00 %	<b>Taka Release :</b>	580.00	
							<b>% of Allocation :</b>	100.00 %	
778	3905-7350	Comilla industrial Estate -2.	5,433.00 5,433.00 0.00 0.00	2.00 2.00 0.00 0.00	0.00 0.00 0.00 0.00	0.00 % 0.00 % 0.00 % 0.00 %	0.00 % 0.00 % 0.32 % 0.00 %	17.42 0.00 0.32 % 0.00 %	2.00 %
1-Jul-10	to 30-Jun-17	Non-Donor Project	0.00	0.00	0.00	0.00 %			
				0.00	0.00	0.00 %	<b>Taka Release :</b>	0.00	
							<b>% of Allocation :</b>	0.00 %	
779	3905-7370	BSCIC Industrial Area, Kumarkhali, Kustia.	1,616.00 1,616.00 0.00 0.00	3.00 3.00 0.00 0.00	0.00 0.00 0.00 0.00	0.00 % 0.00 % 0.00 % 0.00 %	0.00 % 0.00 % 9.79 % 0.00 %	158.21 0.00 9.79 % 0.00 %	12.00 %
1-Jul-10	to 30-Jun-16	Non-Donor Project	0.00	0.00	0.00	0.00 %			
				0.00	0.00	0.00 %	<b>Taka Release :</b>	0.00	
							<b>% of Allocation :</b>	0.00 %	

## Project-wise Implementation Status of the project under Ministry of Industry

Reporting Period: July 2015 To June 2016

RADP:2015-16

(Taka in Lakh)

SI No.	Ministry/Division Name Agency Name Project Code and Name		Project Cost	Target and Progress			Cumulative Progress upto Reporting Period		
				Financial		Physical (% of Total Project) A) Target B) Progress	Fin. Total PA (% of Projects Cost)	Physical Progress in %	
				Allocation	Expenditure				
Implementation Period	Development Partner	A) Total B) Taka C) PA D) RPA	A) Total B) Taka C) PA D) RPA E) CDVAT	A) Total B) Taka C) PA D) RPA E) CDVAT	% of Allocation				
1	2	3	4	5	6	7	8	9	
780	3905-7380	BSCIC Industrial Park, Sirajganj.	48,996.00 48,996.00 0.00 0.00	80.00 80.00 0.00 0.00	55.20 55.20 0.00 0.00	69.00 % 69.00 % 0.00 % 0.00 %	2.00 % 2.00 % 0.00 % 0.00 %	10,226.26 0.00 20.87 % 0.00 %	25.11%
1-Jul-10	to 30-Jun-16	Non-Donor Project	0.00	0.00	0.00	0.00 %			
				0.00	0.00	0.00 %		Taka Release : 80.00 % of Allocation : 100.00 %	
781	3905-7540	BSCIC Industrial Estate.Bargona	1,116.00 1,116.00 0.00 0.00	382.00 382.00 0.00 0.00	150.80 150.80 0.00 0.00	39.48 % 39.48 % 0.00 % 0.00 %	42.00 % 42.00 % 0.00 % 0.00 %	431.58 0.00 38.67 % 0.00 %	67.43%
1-Jul-11	to 30-Jun-16	Non-Donor Project	0.00	0.00	0.00	0.00 %			
				0.00	0.00	0.00 %		Taka Release : 372.00 % of Allocation : 97.38 %	
782	3905-7251	Control of iodine deficiency disorder through universal application of salt iodization (3rd phase).	7,100.00 4,608.00 2,492.00 0.00	990.00 405.00 585.00 0.00	706.80 305.00 401.80 0.00	71.39 % 75.31 % 68.68 % 0.00 %	13.94 % 9.95 % 0.00 % 0.00 %	6,382.12 2,129.78 89.89 % 85.46 %	89.88%
1-Jul-11	to 30-Jun-16	UNICEF	0.00	0.00	0.00	0.00 %			
				100.00	0.00	0.00 %		Taka Release : 305.00 % of Allocation : 75.31 %	

## Project-wise Implementation Status of the project under Ministry of Industry

Reporting Period: July 2015 To June 2016

RADP:2015-16

(Taka in Lakh)

SI No.	Ministry/Division Name Agency Name Project Code and Name		Project Cost	Target and Progress			Cumulative Progress upto Reporting Period		
				Financial		Physical (% of Total Project) A) Target B) Progress	Fin. Total PA (% of Projects Cost)	Physical Progress in %	
				Allocation	Expenditure				
Implementation Period	Development Partner	A) Total B) Taka C) PA D) RPA	A) Total B) Taka C) PA D) RPA E) CDVAT	A) Total B) Taka C) PA D) RPA E) CDVAT	% of Allocation				
1	2	3	4	5	6	7	8	9	
783	3905-5014	Integrated Support to Poverty Reduction and Inequality Reduction through Enterprize Development (INSIRED).	20,473.00 1,473.00 19,000.00	2,488.00 144.00 2,344.00	1,536.00 138.00 1,398.00	61.74 % 95.83 % 59.64 %	12.00 % 7.00 %	11,780.00 11,642.00 57.54 % 61.27 %	88.00 %
1-Mar-12 to 28-Feb-18	EC		0.00	0.00 0.00	0.00 0.00	0.00 % 0.00 %		<b>Taka Release :</b> 140.60 <b>% of Allocation :</b> 97.64 %	
784	3905-5012	Honey Cultivation Development through the Application of Modern Technology.	936.00 936.00 0.00 0.00	227.00 227.00 0.00 0.00	220.35 220.35 0.00 0.00	97.07 % 97.07 % 0.00 % 0.00 %	24.25 % 23.54 %	591.30 0.00 63.17 % 0.00 %	63.18 %
1-Jul-12 to 30-Jun-17	Non-Donor Project		0.00	0.00 0.00	0.00 0.00	0.00 % 0.00 %		<b>Taka Release :</b> 227.00 <b>% of Allocation :</b> 100.00 %	
785	3905-5013	Shrimongol Industrial Estate.	4,014.00 4,014.00 0.00 0.00	1,065.00 1,065.00 0.00 0.00	571.35 571.35 0.00 0.00	53.65 % 53.65 % 0.00 % 0.00 %	26.53 % 14.23 %	2,616.35 0.00 65.18 % 0.00 %	65.18 %
1-Jul-12 to 30-Jun-16	Non-Donor Project		0.00	0.00 0.00	0.00 0.00	0.00 % 0.00 %		<b>Taka Release :</b> 885.50 <b>% of Allocation :</b> 83.15 %	

## Project-wise Implementation Status of the project under Ministry of Industry

Reporting Period: July 2015 To June 2016

RADP:2015-16

(Taka in Lakh)

SI No.	Ministry/Division Name Agency Name Project Code and Name		Project Cost	Target and Progress			Cumulative Progress upto Reporting Period		
				Financial		Physical (% of Total Project) A) Target B) Progress	Fin. Total PA (% of Projects Cost)	Physical Progress in %	
				Allocation	Expenditure				
1	2	3	4	5	6	7	8	9	
786	3905-5015	BSCIC Industrial Estate, Bairab .	7,292.00 7,292.00 0.00	1,538.00 1,538.00 0.00	0.00 0.00 0.00	0.00 % 0.00 % 0.00 %	0.00 % 0.00 % 0.00 %	2,606.92 0.00 35.75 % 0.00 %	44.00 %
1-Jul-12	to 30-Jun-17	Non-Donor Project	0.00	0.00	0.00	0.00 %			
				0.00	0.00	0.00 %		Taka Release : 0.00 % of Allocation : 0.00 %	
787	3905-5017	Extension of Pabna BSCIC Industrial Estate	3,595.00 3,595.00 0.00	342.00 342.00 0.00	323.37 323.37 0.00	94.55 % 94.55 % 0.00 %	10.00 % 10.00 % 0.00 %	3,028.42 0.00 84.24 % 0.00 %	85.25 %
1-Jul-13	to 31-Dec-16	Non-Donor Project	0.00	0.00	0.00	0.00 %			
				0.00	0.00	0.00 %		Taka Release : 342.00 % of Allocation : 100.00 %	
788	3905-5026	Extension of Rajshahi BSCIC Industrial Estate.	5,318.00 5,318.00 0.00	10.00 10.00 0.00	0.00 0.00 0.00	0.00 % 0.00 % 0.00 %	0.00 % 0.00 % 0.00 %	0.00 0.00 0.00 % 0.00 %	0.00 %
1-Jul-15	to 30-Jun-18	Non-Donor Project	0.00	0.00	0.00	0.00 %			
				0.00	0.00	0.00 %		Taka Release : 0.00 % of Allocation : 0.00 %	

## Project-wise Implementation Status of the project under Ministry of Industry

Reporting Period: July 2015 To June 2016

RADP:2015-16

(Taka in Lakh)

SI No.	Ministry/Division Name Agency Name Project Code and Name		Project Cost	Target and Progress			Cumulative Progress upto Reporting Period		
				Financial		Physical (% of Total Project) A) Target B) Progress	Fin. Total PA (% of Projects Cost)	Physical Progress in %	
				Allocation	Expenditure				
Implementation Period	Development Partner	A) Total B) Taka C) PA D) RPA	A) Total B) Taka C) PA D) RPA E) CDVAT	A) Total B) Taka C) PA D) RPA E) CDVAT	% of Allocation				
1	2	3	4	5	6	7	8	9	
789	3905-5025	Poverty Reduction through Inclusive and Sustainable Markets (PRISM).	32,490.00 2,490.00 30,000.00	1,646.00 196.00 1,450.00	34.10 0.00 34.10	2.07 % 0.00 % 2.35 %	7.00 % 1.00 %	49.12 34.10 0.15 % 0.11 %	1.00 %
1-Jan-15 to 31-Dec-24	EU		0.00	0.00 156.00	0.00 0.00	0.00 % 0.00 %			
							<b>Taka Release :</b>	37.10	
							<b>% of Allocation :</b>	18.93 %	
790	3905-5027	BSCIC Industrial Estate Chuwadanga.	3,248.00 3,248.00 0.00 0.00	1,438.00 1,438.00 0.00 0.00	715.37 715.37 0.00 0.00	49.75 % 49.75 % 0.00 % 0.00 %	52.00 % 52.00 %	715.37 0.00 22.02 % 0.00 %	52.00 %
1-Jul-14 to 30-Jun-17	Non-Donor Project		0.00	0.00 0.00	0.00 0.00	0.00 % 0.00 %			
							<b>Taka Release :</b>	719.00	
							<b>% of Allocation :</b>	50.00 %	
791	3905-5003	Reconstruction and Modernization of 4 craft development centers of BSCIC.	2,000.00 2,000.00 0.00 0.00	689.00 689.00 0.00 0.00	98.85 98.85 0.00 0.00	14.35 % 14.35 % 0.00 % 0.00 %	14.00 % 5.00 %	98.85 0.00 4.94 % 0.00 %	5.00 %
1-Jan-15 to 31-Dec-17	Non-Donor Project		0.00	0.00 0.00	0.00 0.00	0.00 % 0.00 %			
							<b>Taka Release :</b>	344.25	
							<b>% of Allocation :</b>	49.96 %	

## Project-wise Implementation Status of the project under Ministry of Industry

Reporting Period: July 2015 To June 2016

RADP:2015-16

(Taka in Lakh)

SI No.	Ministry/Division Name Agency Name Project Code and Name		Project Cost	Target and Progress			Cumulative Progress upto Reporting Period		
				Allocation	Financial		Physical (% of Total Project) A) Target B) Progress	Fin. Total PA (% of Projects Cost)	Physical Progress in %
					A) Total B) Taka C) PA D) RPA E) CDVAT	A) Total B) Taka C) PA D) RPA E) CDVAT			
1	2	3	4	5	6	7	8	9	
792	3905-5001	Construction of multi-storied buildings of BSCIC at Tejgaon.	6,200.00 6,200.00 0.00 0.00	236.00 236.00 0.00 0.00	11.62 11.62 0.00 0.00	4.92 % 4.92 % 0.00 % 0.00 %	5.00 % 5.00 % 0.00 % 0.00 %	11.62 0.00 0.19 % 0.00 %	5.00 %
1-Jul-15	to 30-Jun-19	Non-Donor Project	0.00	0.00	0.00	0.00 %			
				0.00	0.00	0.00 %	<b>Taka Release :</b>	80.14	
							<b>% of Allocation :</b>	33.96 %	
793	3905-5000	BSCIC Industrial Park, Tangail.	16,400.00 16,400.00 0.00 0.00	10.00 10.00 0.00 0.00	0.00 0.00 0.00 0.00	0.00 % 0.00 % 0.00 % 0.00 %	0.00 % 0.00 % 0.00 % 0.00 %	0.00 0.00 0.00 % 0.00 %	0.00 %
1-Jul-15	to 30-Jun-17	Non-Donor Project	0.00	0.00	0.00	0.00 %			
				0.00	0.00	0.00 %	<b>Taka Release :</b>	0.00	
							<b>% of Allocation :</b>	0.00 %	
794	3905-5002	BSCIC Plastic industrial Estate.	1,330.00 1,330.00 0.00 0.00	10.00 10.00 0.00 0.00	3.58 3.58 0.00 0.00	35.80 % 35.80 % 0.00 % 0.00 %	35.76 % 35.76 % 0.00 % 0.00 %	3.58 0.00 0.27 % 0.00 %	35.76 %
1-Jul-15	to 30-Jun-18	Non-Donor Project	0.00	0.00	0.00	0.00 %			
				0.00	0.00	0.00 %	<b>Taka Release :</b>	10.00	
							<b>% of Allocation :</b>	100.00 %	

## Project-wise Implementation Status of the project under Ministry of Industry

Reporting Period: July 2015 To June 2016

RADP:2015-16

(Taka in Lakh)

SI No.	Ministry/Division Name Agency Name Project Code and Name		Project Cost	Target and Progress			Cumulative Progress upto Reporting Period		
				Allocation	Financial		Physical (% of Total Project) A) Target B) Progress	Fin. Total PA (% of Projects Cost)	Physical Progress in %
					A) Total B) Taka C) PA D) RPA E) CDVAT	A) Total B) Taka C) PA D) RPA E) CDVAT			
1	2	3	4	5	6	7	8	9	

<b>Executing Agency Total</b>	321,494.00	63,558.00	30,336.91	47.73 %	<b>Taka Release :</b>	33,562.23
	270,002.00	59,179.00	28,503.01	48.16 %	<b>% of Allocation :</b>	56.71 %
	51,492.00	4,379.00	1,833.90	41.88 %		
	0.00	0.00	0.00	0.00 %		
		256.00	0.00	0.00 %		

**Bangladesh Standard and Testing Institute (BSTI)**

795	3905-7360	Modernization and Strengthening of Bangladesh Standards and Testing Institute (BSTI)	2,813.95	347.00	12.35	3.56 %	15.00 %	2,106.46	100.00 %
			1,005.55	22.00	12.35	56.14 %	15.00 %	1,334.43	
			1,808.40	325.00	0.00	0.00 %		74.86 %	
			0.00	0.00	0.00	0.00 %		73.79 %	
1-Oct-10 to 30-Jun-16	India			0.00	0.00	0.00 %			
				0.00	0.00	0.00 %			
							<b>Taka Release :</b>	22.00	
							<b>% of Allocation :</b>	100.00 %	
796	3905-7400	Establishment of Calibration and Verification Facilities of CNG Mass-Flow Metre for CNG Filling Station in BSTI.	815.00	323.00	129.77	40.18 %	40.00 %	483.14	120.00 %
			815.00	323.00	129.77	40.18 %	20.00 %	0.00	
			0.00	0.00	0.00	0.00 %		59.28 %	
			0.00	0.00	0.00	0.00 %		0.00 %	
1-Jul-11 to 31-Dec-16	Non-Donor Project			0.00	0.00	0.00 %			
				0.00	0.00	0.00 %			
							<b>Taka Release :</b>	323.00	
							<b>% of Allocation :</b>	100.00 %	



## Project-wise Implementation Status of the project under Ministry of Industry

Reporting Period: July 2015 To June 2016

RADP:2015-16

(Taka in Lakh)

SI No.	Ministry/Division Name Agency Name Project Code and Name		Project Cost	Target and Progress			Cumulative Progress upto Reporting Period		
				Financial		Physical (% of Total Project) A) Target B) Progress	Fin. Total PA (% of Projects Cost)	Physical Progress in %	
				Allocation	Expenditure				
Implementation Period	Development Partner	A) Total B) Taka C) PA D) RPA	A) Total B) Taka C) PA D) RPA E) CDVAT	A) Total B) Taka C) PA D) RPA E) CDVAT	% of Allocation				
1	2	3	4	5	6	7	8	9	
797	3905-7490	Expansion and Strengthening of BSTI at Five Districts.	5,182.45 5,182.45 0.00 0.00	937.00 937.00 0.00 0.00	717.80 717.80 0.00 0.00	76.61 % 76.61 % 0.00 % 0.00 %	18.08 % 13.85 % 0.00 % 0.00 %	1,520.33 0.00 29.34 % 0.00 %	29.34 %
1-Jul-11	to 30-Jun-17	Non-Donor Project							
								Taka Release : % of Allocation :	775.00 82.71 %
798	3905-7500	Better Quality Infrastructure of Better Work and Standard.	4,826.00 472.00 4,354.00 0.00	40.00 40.00 0.00 0.00	11.11 11.11 0.00 0.00	27.78 % 27.78 % 0.00 % 0.00 %	2.00 % 2.00 % 0.00 % 0.00 %	4,649.14 4,354.05 96.34 % 100.00 %	100.00 %
1-Jul-11	to 31-Dec-15	EU, EC							
								Taka Release : % of Allocation :	34.88 87.20 %
799	3905-5019	Establishment of Chemical Metrology Laboratory (CML) at NML in BSTI.	2,253.00 2,253.00 0.00 0.00	970.00 970.00 0.00 0.00	770.41 770.41 0.00 0.00	79.42 % 79.42 % 0.00 % 0.00 %	43.00 % 34.00 % 0.00 % 0.00 %	2,050.70 0.00 91.02 % 0.00 %	91.57 %
1-Jul-13	to 30-Jun-16	Non-Donor Project							
								Taka Release : % of Allocation :	792.37 81.69 %

## Project-wise Implementation Status of the project under Ministry of Industry

Reporting Period: July 2015 To June 2016

RADP:2015-16

(Taka in Lakh)

SI No.	Ministry/Division Name Agency Name Project Code and Name		Project Cost	Target and Progress			Cumulative Progress upto Reporting Period		
				Financial		Physical (% of Total Project) A) Target B) Progress	Fin. Total PA (% of Projects Cost)	Physical Progress in %	
				Allocation	Expenditure				
1	2	3	4	5	6	7	8	9	
	Implementation Period	Development Partner	A) Total B) Taka C) PA D) RPA	A) Total B) Taka C) PA D) RPA E) CDVAT	A) Total B) Taka C) PA D) RPA E) CDVAT	% of Allocation			
800	3905-5006	Establishment of testing facilities of air conditioning, refrigerators, electric fans and electric motor in BSTI.	1,200.00 1,200.00 0.00	527.00 527.00 0.00	16.09 16.09 0.00	3.05 % 3.05 % 0.00 %	43.92 % 1.34 % 0.00 %	16.09 0.00 1.34 % 0.00 %	1.34 %
1-Jul-14	to 30-Jun-16	Non-Donor Project	0.00	0.00	0.00	0.00 %			
				0.00	0.00	0.00 %			
							Taka Release : % of Allocation :	20.80 3.95 %	
<b>Executing Agency Total</b>			17,090.40 10,928.00 6,162.40 0.00	3,144.00 2,819.00 325.00 0.00 100.00	1,657.53 1,657.53 0.00 0.00	52.72 % 58.80 % 0.00 % 0.00 %		Taka Release : % of Allocation :	1,968.05 69.81 %
<b>Bangladesh Chemical Industries Corporation (BCIC)</b>									
801	3905-7520	Shahjalal Fertilizer Project.	487,444.72 88,836.72 398,608.00 0.00	27,414.00 16,458.00 10,956.00 0.00 397.00	17,102.89 9,204.61 7,898.28 0.00 0.00	62.39 % 55.93 % 72.09 % 0.00 % 0.00 %	4.65 % 4.34 % 97.64 % 99.23 %	475,933.60 395,555.99 97.64 % 99.23 %	99.69 %
1-Jan-12	to 30-Jun-16	China						Taka Release : % of Allocation :	9,204.61 55.93 %

## Project-wise Implementation Status of the project under Ministry of Industry

Reporting Period: July 2015 To June 2016

RADP:2015-16

(Taka in Lakh)

SI No.	Ministry/Division Name Agency Name Project Code and Name		Project Cost	Target and Progress			Cumulative Progress upto Reporting Period		
				Financial		Physical (% of Total Project) A) Target B) Progress	Fin. Total PA (% of Projects Cost)	Physical Progress in %	
				Allocation	Expenditure				
Implementation Period	Development Partner	A) Total B) Taka C) PA D) RPA	A) Total B) Taka C) PA D) RPA E) CDVAT	A) Total B) Taka C) PA D) RPA E) CDVAT	% of Allocation				
1	2	3	4	5	6	7	8	9	
802	3905-5022	BSCIC Industrial Estate, Jhalakhati.	1,525.00 1,525.00 0.00	817.00 817.00 0.00	235.31 235.31 0.00	28.80 % 28.80 % 0.00 %	53.00 % 24.00 % 0.00 %	573.08 0.00 37.58 % 0.00 %	45.00 %
1-Jul-14	to 30-Jun-17	Non-Donor Project	0.00	0.00	0.00	0.00 %			
				0.00	0.00	0.00 %	<b>Taka Release :</b> <b>% of Allocation :</b>	408.50 50.00 %	
803	3905-5024	Extension of Dhamrai BSCIC Industrial Estate.	2,441.00 2,441.00 0.00	2,647.00 2,647.00 0.00	2,399.32 2,399.32 0.00	90.64 % 90.64 % 0.00 %	67.00 % 67.00 % 0.00 %	2,409.92 0.00 98.73 % 0.00 %	67.44 %
1-Jan-15	to 31-Dec-17	Non-Donor Project	0.00	0.00	0.00	0.00 %			
				0.00	0.00	0.00 %	<b>Taka Release :</b> <b>% of Allocation :</b>	2,430.00 91.80 %	
804	3905-5023	Modernization and Strengthening of Training Institute for Chemical Industries in Bangladesh.	5,017.00 1,017.00 4,000.00 0.00	2,035.00 400.00 1,635.00 0.00	2,028.00 393.00 1,635.00 0.00	99.66 % 98.25 % 100.00 % 0.00 %	39.00 % 30.88 % 52.77 % 55.13 %	2,647.54 2,205.00 52.77 % 55.13 %	45.06 %
1-Jul-14	to 30-Jun-18	KOICA	0.00	0.00	0.00	0.00 %			
				0.00	0.00	0.00 %	<b>Taka Release :</b> <b>% of Allocation :</b>	393.00 98.25 %	

## Project-wise Implementation Status of the project under Ministry of Industry

Reporting Period: July 2015 To June 2016

RADP:2015-16

(Taka in Lakh)

SI No.	Ministry/Division Name Agency Name Project Code and Name		Project Cost	Target and Progress			Cumulative Progress upto Reporting Period		
				Allocation	Financial		Physical (% of Total Project) A) Target B) Progress	Fin. Total PA (% of Projects Cost)	Physical Progress in %
					A) Total B) Taka C) PA D) RPA E) CDVAT	A) Total B) Taka C) PA D) RPA E) CDVAT			
1	2	3	4	5	6	7	8	9	

<b>Executing Agency Total</b>	496,427.72	32,913.00	21,765.52	66.13 %	<b>Taka Release :</b>	12,436.11
	93,819.72	20,322.00	12,232.24	60.19 %	<b>% of Allocation :</b>	<b>61.20 %</b>
	402,608.00	12,591.00	9,533.28	75.72 %		
	0.00	0.00	0.00	0.00 %		
		397.00	0.00	0.00 %		

**Bangladesh Industries Technical Assistance Center**

805	3905-7120	Poverty Alleviation and Self-employment through Expansion of BITAC Programme with the Emphasis of Women's Hands-on Technical Training	4,732.50	869.00	868.67	99.96 %	16.99 %	4,703.69	98.01 %
			4,732.50	869.00	868.67	99.96 %	16.98 %	0.00	
			0.00	0.00	0.00	0.00 %		99.39 %	
			0.00	0.00	0.00	0.00 %		0.00 %	
1-Jul-09	to 30-Jun-16	Non-Donor Project	0.00	0.00	0.00	0.00 %			
				0.00	0.00	0.00 %			
							<b>Taka Release :</b>	869.00	
							<b>% of Allocation :</b>	100.00 %	
806	3905-5005	Establishment of Tool Institute to Strength activities with testing facilities of BITAC.	7,226.00	89.00	50.98	57.28 %	1.23 %	50.98	0.70 %
			7,226.00	89.00	50.98	57.28 %	0.70 %	0.00	
			0.00	0.00	0.00	0.00 %		0.71 %	
			0.00	0.00	0.00	0.00 %		0.00 %	
1-Jan-16	to 31-Dec-18	Non-Donor Project	0.00	0.00	0.00	0.00 %			
				0.00	0.00	0.00 %			
							<b>Taka Release :</b>	51.00	
							<b>% of Allocation :</b>	57.30 %	

## Project-wise Implementation Status of the project under Ministry of Industry

Reporting Period: July 2015 To June 2016

RADP:2015-16

(Taka in Lakh)

SI No.	Ministry/Division Name Agency Name Project Code and Name		Project Cost	Target and Progress			Cumulative Progress upto Reporting Period	
				Financial		Physical (% of Total Project) A) Target B) Progress	Fin. Total PA (% of Projects Cost)	Physical Progress in %
				Allocation	Expenditure			
Implementation Period	Development Partner	A) Total B) Taka C) PA D) RPA	A) Total B) Taka C) PA D) RPA E) CDVAT	A) Total B) Taka C) PA D) RPA E) CDVAT	% of Allocation			
1	2	3	4	5	6	7	8	9

<b>Executing Agency Total</b>	11,958.50	958.00	919.65	96.00 %	<b>Taka Release :</b>	920.00
	11,958.50	958.00	919.65	96.00 %	<b>% of Allocation :</b>	96.03 %
	0.00	0.00	0.00	0.00 %		
	0.00	0.00	0.00	0.00 %		

**Bangladesh Sugar and Food Industries Corporation (BSFIC)**

807	3905-5011	BMR of Carew & Co. (BD) Ltd.	4,657.47	1,902.00	908.50	47.77 %	20.00 %	3,198.50	79.00 %
			4,657.47	1,902.00	908.50	47.77 %	20.00 %	0.00	
			0.00	0.00	0.00	0.00 %		68.67 %	
			0.00	0.00	0.00	0.00 %		0.00 %	
1-Jul-12	to 31-Dec-16	Non-Donor Project		125.00	0.00	0.00 %		<b>Taka Release :</b>	908.50
								<b>% of Allocation :</b>	47.77 %
808	3905-5016	Replacement of Old Machinery and Addition of Machinery for Beet Sugar Production at Thakurgaon Sugar Mills	41,110.00	169.00	46.30	27.40 %	0.00 %	450.00	0.00 %
			41,110.00	169.00	46.30	27.40 %	0.00 %	0.00	
			0.00	0.00	0.00	0.00 %		1.09 %	
			0.00	0.00	0.00	0.00 %		0.00 %	
1-Jul-13	to 30-Jun-18	Non-Donor Project		0.00	0.00	0.00 %		<b>Taka Release :</b>	49.50
				0.00	0.00	0.00 %		<b>% of Allocation :</b>	29.29 %

## Project-wise Implementation Status of the project under Ministry of Industry

Reporting Period: July 2015 To June 2016

RADP:2015-16

(Taka in Lakh)

SI No.	Ministry/Division Name Agency Name Project Code and Name		Project Cost	Target and Progress			Cumulative Progress upto Reporting Period		
				Allocation	Financial		Physical (% of Total Project) A) Target B) Progress	Fin. Total PA (% of Projects Cost)	Physical Progress in %
					A) Total B) Taka C) PA D) RPA E) CDVAT	% of Allocation			
1	2	3	4	5	6	7	8	9	
809	3905-5018	Production of Electricity by Cogeneration and Establishment of Sugar Refinery at North Bengal Sugar Mills.	32,418.00 32,418.00 0.00 0.00	812.00 812.00 0.00 0.00	421.54 421.54 0.00 0.00	51.91 % 51.91 % 0.00 % 0.00 %	2.50 % 1.04 % 0.00 % 0.00 %	85,492.54 0.00 263.72 % 0.00 %	2.04 %
1-Feb-14 to 31-Dec-16	Non-Donor Project		0.00	0.00	0.00	0.00 %			
				0.00	0.00	0.00 %			
							Taka Release : % of Allocation :	812.00 100.00 %	
<b>Executing Agency Total</b>			78,185.47 78,185.47 0.00 0.00	2,883.00 2,883.00 0.00 125.00	1,376.34 1,376.34 0.00 0.00	47.74 % 47.74 % 0.00 % 0.00 %			
							Taka Release : % of Allocation :	1,770.00 61.39 %	
<b>Ministry Total</b>			928,093.09 465,143.69 462,949.40 64.00	105,964.00 86,756.00 19,208.00 0.00 940.00	57,136.94 44,690.63 12,446.31 0.00 0.00	53.92 % 51.51 % 64.80 % 0.00 % 0.00 %			
							Taka Release : % of Allocation :	50,658.25 58.39 %	

## Project-wise Implementation Status of the project under Ministry of Textiles &amp; Jute

Reporting Period: July 2015 To June 2016

RADP:2015-16

(Taka in Lakh)

SI No.	Ministry/Division Name Agency Name Project Code and Name		Project Cost	Target and Progress			Cumulative Progress upto Reporting Period		
				Allocation	Financial		Physical (% of Total Project) A) Target B) Progress	Fin. Total PA (% of Projects Cost)	Physical Progress in %
					A) Total B) Taka C) PA D) RPA E) CDVAT	A) Total B) Taka C) PA D) RPA E) CDVAT			
1	2	3	4	5	6	7	8	9	

## Ministry of Textiles &amp; Jute

## Autonomous Bodies &amp; Other Institutions

810	4105-0001	Vertical Extension of BTMC Bhaban (9th Floor to 13th Floor) and Construction of Car Parking Facility in Adjacent Vacant Land of BTMC.	3,454.00 3,454.00 0.00 0.00	900.00 900.00 0.00 0.00	864.31 864.31 0.00 0.00	96.03 % 96.03 % 0.00 % 0.00 %	0.00 % 0.00 % 25.02 % 0.00 %	864.31 0.00 25.02 % 0.00 %	0.00 %
1-Apr-12	to 30-Jun-14	Non-Donor Project						Taka Release : % of Allocation :	864.31 96.03 %

<b>Executing Agency Total</b>	3,454.00	900.00	864.31	96.03 %
	3,454.00	900.00	864.31	96.03 %
	0.00	0.00	0.00	0.00 %
	0.00	0.00	0.00	0.00 %

Taka Release :	864.31
% of Allocation :	96.03 %

## Department of Textiles

811	4131-5080	Up gradation of Barisal Textile Institute into Abdur Rab Serniabat Textile Engineering College .	12,200.00 12,200.00 0.00 0.00	2,220.00 2,220.00 0.00 0.00	2,119.96 2,119.96 0.00 0.00	95.49 % 95.49 % 0.00 % 0.00 %	18.19 % 17.37 % 62.21 % 0.00 %	7,589.18 0.00 62.21 % 0.00 %	62.20 %
1-Jul-10	to 30-Jun-17	Non-Donor Project						Taka Release : % of Allocation :	2,220.00 100.00 %

## Project-wise Implementation Status of the project under Ministry of Textiles &amp; Jute

Reporting Period: July 2015 To June 2016

RADP:2015-16

(Taka in Lakh)

SI No.	Ministry/Division Name Agency Name Project Code and Name		Project Cost	Target and Progress			Cumulative Progress upto Reporting Period		
				Financial		Physical (% of Total Project) A) Target B) Progress	Fin. Total PA (% of Projects Cost)	Physical Progress in %	
				Allocation	Expenditure				
Implementation Period	Development Partner	A) Total B) Taka C) PA D) RPA	A) Total B) Taka C) PA D) RPA E) CDVAT	A) Total B) Taka C) PA D) RPA E) CDVAT	% of Allocation				
1	2	3	4	5	6	7	8	9	
812	4131-5160	Establishment of 4 Textile Vocational Institute.	22,690.00 22,690.00 0.00	3,700.00 3,700.00 0.00	3,699.81 3,699.81 0.00	99.99 % 99.99 % 0.00 %	16.31 % 16.31 % 0.00 %	8,408.25 0.00 37.06 % 0.00 %	37.06 %
1-Jul-10	to 30-Jun-16	Non-Donor Project	0.00	0.00	0.00	0.00 %			
				0.00	0.00	0.00 %		Taka Release : 3,700.00 % of Allocation : 100.00 %	
813	4131-5150	Upgradation of Begumgonj Textile Institute into Textile Engineering College.	4,334.82 4,334.82 0.00	571.00 571.00 0.00	568.59 568.59 0.00	99.58 % 99.58 % 0.00 %	25.00 % 16.13 % 0.00 %	3,306.31 0.00 76.27 % 0.00 %	78.00 %
1-Jul-10	to 31-Dec-16	Non-Donor Project	0.00	0.00	0.00	0.00 %			
				0.00	0.00	0.00 %		Taka Release : 571.00 % of Allocation : 100.00 %	
814	4131-5170	Construction of Jhenaidah Textile Engineering College.	9,921.00 9,921.00 0.00	1,500.00 1,500.00 0.00	1,499.92 1,499.92 0.00	99.99 % 99.99 % 0.00 %	15.12 % 15.12 % 0.00 %	4,621.26 0.00 46.58 % 0.00 %	52.28 %
1-Jul-11	to 30-Jun-17	Non-Donor Project	0.00	0.00	0.00	0.00 %			
				0.00	0.00	0.00 %		Taka Release : 1,500.00 % of Allocation : 100.00 %	



## Project-wise Implementation Status of the project under Ministry of Textiles &amp; Jute

Reporting Period: July 2015 To June 2016

RADP:2015-16

(Taka in Lakh)

SI No.	Ministry/Division Name Agency Name Project Code and Name		Project Cost	Target and Progress			Cumulative Progress upto Reporting Period		
				Financial		Physical (% of Total Project) A) Target B) Progress	Fin. Total PA (% of Projects Cost)	Physical Progress in %	
				Allocation	Expenditure				
Implementation Period	Development Partner	A) Total B) Taka C) PA D) RPA	A) Total B) Taka C) PA D) RPA E) CDVAT	A) Total B) Taka C) PA D) RPA E) CDVAT	% of Allocation				
1	2	3	4	5	6	7	8	9	
815	4131-5011	Establishment of Gopalgonj Textile Engineering College.	12,973.17 12,973.17 0.00	635.00 635.00 0.00	617.84 617.84 0.00	97.30 % 97.30 % 0.00 %	0.00 % 0.00 % 8.95 % 0.00 %	1,161.30 0.00 0.00 %	6.00 %
1-Jul-13	to 30-Jun-18	Non-Donor Project	0.00	0.00	0.00	0.00 %			
				0.00	0.00	0.00 %	<b>Taka Release :</b> <b>% of Allocation :</b>	635.00 100.00 %	
816	4131-5012	Establishment of Gournadi Textile Institute.	6,213.50 6,213.50 0.00	560.00 560.00 0.00	559.98 559.98 0.00	100.00 % 100.00 % 0.00 %	9.01 % 9.01 % 0.00 %	938.98 0.00 15.11 % 0.00 %	15.12 %
1-Jul-13	to 30-Jun-16	Non-Donor Project	0.00	0.00	0.00	0.00 %			
				0.00	0.00	0.00 %	<b>Taka Release :</b> <b>% of Allocation :</b>	560.00 100.00 %	
817	4131-5013	Establishment of Bhola Textile Institute.	6,499.00 6,499.00 0.00	300.00 300.00 0.00	299.78 299.78 0.00	99.93 % 99.93 % 0.00 %	4.62 % 4.61 % 0.00 %	299.78 0.00 4.61 % 0.00 %	4.61 %
1-Jul-14	to 30-Jun-17	Non-Donor Project	0.00	0.00	0.00	0.00 %			
				0.00	0.00	0.00 %	<b>Taka Release :</b> <b>% of Allocation :</b>	300.00 100.00 %	

## Project-wise Implementation Status of the project under Ministry of Textiles &amp; Jute

Reporting Period: July 2015 To June 2016

RADP:2015-16

(Taka in Lakh)

SI No.	Ministry/Division Name Agency Name Project Code and Name		Project Cost	Target and Progress			Cumulative Progress upto Reporting Period		
				Financial		Physical (% of Total Project) A) Target B) Progress	Fin. Total PA (% of Projects Cost)	Physical Progress in %	
				Allocation	Expenditure				
Implementation Period	Development Partner	A) Total B) Taka C) PA D) RPA	A) Total B) Taka C) PA D) RPA E) CDVAT	A) Total B) Taka C) PA D) RPA E) CDVAT	% of Allocation	A) Target B) Progress	8	9	
1	2	3	4	5	6	7	8	9	
818	4131-5014	Establishment of Jamalpur Textile Institute (Establishment of Sheikh Rasel Textile Institute) Project.	6,250.00 6,250.00 0.00	340.00 340.00 0.00	339.95 339.95 0.00	99.99 % 99.99 % 0.00 %	7.00 % 7.00 % 0.00 %	339.95 0.00 5.44 % 0.00 %	7.00 %
1-Jan-15 to 31-Dec-17	Non-Donor Project		0.00	0.00	0.00	0.00 %			
				0.00	0.00	0.00 %	<b>Taka Release :</b> <b>% of Allocation :</b>	340.00 100.00 %	
819	4131-5015	Establishment of Pirgonj Textile Engineering College.	10,748.00 10,748.00 0.00	140.00 140.00 0.00	140.00 140.00 0.00	100.00 % 100.00 % 0.00 %	0.00 % 0.00 % 0.00 %	140.00 0.00 1.30 % 0.00 %	0.00 %
1-Jul-15 to 30-Jun-18	Non-Donor Project		0.00	0.00	0.00	0.00 %			
				0.00	0.00	0.00 %	<b>Taka Release :</b> <b>% of Allocation :</b>	140.00 100.00 %	
820	4131-5016	Establishment of Jamalpur Textile Engineering College.	11,143.00 11,143.00 0.00	500.00 500.00 0.00	472.75 472.75 0.00	94.55 % 94.55 % 0.00 %	0.00 % 0.00 % 0.00 %	472.75 0.00 4.24 % 0.00 %	0.00 %
1-Jul-15 to 30-Jun-18	Non-Donor Project		0.00	0.00	0.00	0.00 %			
				0.00	0.00	0.00 %	<b>Taka Release :</b> <b>% of Allocation :</b>	500.00 100.00 %	

## Project-wise Implementation Status of the project under Ministry of Textiles &amp; Jute

Reporting Period: July 2015 To June 2016

RADP:2015-16

(Taka in Lakh)

SI No.	Ministry/Division Name Agency Name Project Code and Name		Project Cost	Target and Progress			Cumulative Progress upto Reporting Period	
				Financial		Physical (% of Total Project) A) Target B) Progress	Fin. Total PA (% of Projects Cost)	Physical Progress in %
				Allocation	Expenditure			
Implementation Period	Development Partner	A) Total B) Taka C) PA D) RPA	A) Total B) Taka C) PA D) RPA E) CDVAT	A) Total B) Taka C) PA D) RPA E) CDVAT	% of Allocation			
1	2	3	4	5	6	7	8	9

<b>Executing Agency Total</b>	102,972.49	10,466.00	10,318.59	98.59 %	<b>Taka Release :</b>	10,466.00
	102,972.49	10,466.00	10,318.59	98.59 %	<b>% of Allocation :</b>	<b>100.00 %</b>
	0.00	0.00	0.00	0.00 %		
	0.00	0.00	0.00	0.00 %		
		0.00	0.00	0.00 %		

**Bangladesh Handloom Board**

821	4105-7020	Establishment of Fashion Design, Basic Centre and Training Centre for the Development of Handloom Fabrics.	4,150.00	1,240.00	1,239.90	99.99 %	29.88 %	3,310.00	79.76 %
			4,150.00	1,240.00	1,239.90	99.99 %	29.88 %	0.00	
			0.00	0.00	0.00	0.00 %		79.76 %	
			0.00	0.00	0.00	0.00 %		0.00 %	
1-Jul-10	to 30-Jun-17	Non-Donor Project	0.00	0.00	0.00	0.00 %			
				0.00	0.00	0.00 %			
							<b>Taka Release :</b>	1,240.00	
							<b>% of Allocation :</b>	100.00 %	
822	4105-5012	Establishment of 3 Handloom Service Centres in Different Loom Intensive Areas.	5,053.90	650.00	649.86	99.98 %	11.14 %	926.99	15.89 %
			5,053.90	650.00	649.86	99.98 %	11.14 %	0.00	
			0.00	0.00	0.00	0.00 %		18.34 %	
			0.00	0.00	0.00	0.00 %		0.00 %	
1-Jul-13	to 31-Dec-16	Non-Donor Project	0.00	0.00	0.00	0.00 %			
				0.00	0.00	0.00 %			
							<b>Taka Release :</b>	650.00	
							<b>% of Allocation :</b>	100.00 %	

## Project-wise Implementation Status of the project under Ministry of Textiles &amp; Jute

Reporting Period: July 2015 To June 2016

RADP:2015-16

(Taka in Lakh)

SI No.	Ministry/Division Name Agency Name Project Code and Name		Project Cost	Target and Progress			Cumulative Progress upto Reporting Period		
				Allocation	Financial		Physical (% of Total Project) A) Target B) Progress	Fin. Total PA (% of Projects Cost)	Physical Progress in %
					A) Total B) Taka C) PA D) RPA E) CDVAT	A) Total B) Taka C) PA D) RPA E) CDVAT			
1	2	3	4	5	6	7	8	9	
823	4105-5011	Balancing, Modernization, Renovation and Expansion (BMRE) of the Existing Cloth Processing Centre at Madhabdi, Narsingdi.	4,158.00 4,158.00 0.00	617.00 617.00 0.00	616.25 616.25 0.00	99.88 % 99.88 % 0.00 %	14.87 % 14.82 % 0.00 %	788.43 0.00 18.96 % 0.00 %	18.97 %
1-Jul-13 to 30-Jun-17	Non-Donor Project		0.00	0.00	0.00	0.00 %			
				0.00	0.00	0.00 %		Taka Release : 617.00 % of Allocation : 100.00 %	
<b>Executing Agency Total</b>			13,361.90 13,361.90 0.00 0.00	2,507.00 2,507.00 0.00 0.00	2,506.02 2,506.02 0.00 0.00	99.96 % 99.96 % 0.00 % 0.00 %		Taka Release : 2,507.00 % of Allocation : 100.00 %	
<b>Bangladesh Sericulture Board</b>									
824	4105-7954	Integrated Plan for Expansion of Bangladesh Sericulture.	3,080.00 3,080.00 0.00	900.00 900.00 0.00	884.56 884.56 0.00	98.28 % 98.28 % 0.00 %	29.22 % 28.72 % 0.00 %	1,379.48 0.00 44.79 % 0.00 %	44.79 %
1-Jul-13 to 30-Jun-17	Non-Donor Project		0.00	0.00	0.00	0.00 %			
				0.00	0.00	0.00 %		Taka Release : 900.00 % of Allocation : 100.00 %	

## Project-wise Implementation Status of the project under Ministry of Textiles &amp; Jute

Reporting Period: July 2015 To June 2016

RADP:2015-16

(Taka in Lakh)

SI No.	Ministry/Division Name Agency Name Project Code and Name		Project Cost	Target and Progress			Cumulative Progress upto Reporting Period	
				Financial		Physical (% of Total Project) A) Target B) Progress	Fin. Total PA (% of Projects Cost)	Physical Progress in %
				Allocation	Expenditure			
Implementation Period	Development Partner	A) Total B) Taka C) PA D) RPA	A) Total B) Taka C) PA D) RPA E) CDVAT	A) Total B) Taka C) PA D) RPA E) CDVAT	% of Allocation			
1	2	3	4	5	6	7	8	9

<b>Executing Agency Total</b>	3,080.00	900.00	884.56	98.28 %	<b>Taka Release :</b>	900.00
	3,080.00	900.00	884.56	98.28 %	<b>% of Allocation :</b>	<b>100.00 %</b>
	0.00	0.00	0.00	0.00 %		
	0.00	0.00	0.00	0.00 %		

**Department of Jute**

825	4135-5010 HYV Jute and Seed Production and Improved Jute Rating Project (2nd Revised).	18,386.95	1,900.00	1,742.34	91.70 %	10.33 %	11,558.27	62.85 %
		18,386.95	1,900.00	1,742.34	91.70 %	9.47 %	0.00	
		0.00	0.00	0.00	0.00 %		62.86 %	
		0.00	0.00	0.00	0.00 %		0.00 %	
1-Jul-11 to 30-Jun-16	Non-Donor Project	0.00	0.00	0.00	0.00 %			
			0.00	0.00	0.00 %	<b>Taka Release :</b>	1,900.00	
						<b>% of Allocation :</b>	<b>100.00 %</b>	

<b>Executing Agency Total</b>	18,386.95	1,900.00	1,742.34	91.70 %	<b>Taka Release :</b>	1,900.00
	18,386.95	1,900.00	1,742.34	91.70 %	<b>% of Allocation :</b>	<b>100.00 %</b>
	0.00	0.00	0.00	0.00 %		
	0.00	0.00	0.00	0.00 %		

## Project-wise Implementation Status of the project under Ministry of Textiles &amp; Jute

Reporting Period: July 2015 To June 2016

RADP:2015-16

(Taka in Lakh)

SI No.	Ministry/Division Name Agency Name Project Code and Name		Project Cost	Target and Progress			Cumulative Progress upto Reporting Period		
				Financial		Physical (% of Total Project) A) Target B) Progress	Fin. Total PA (% of Projects Cost)	Physical Progress in %	
	Allocation	Expenditure							
	Implementation Period	Development Partner	A) Total B) Taka C) PA D) RPA	A) Total B) Taka C) PA D) RPA E) CDVAT	A) Total B) Taka C) PA D) RPA E) CDVAT	% of Allocation			
	1	2	3	4	5	6	7	8	9
<b>Ministry Total</b>			141,255.34	16,673.00	16,315.81	97.86 %			
			141,255.34	16,673.00	16,315.81	97.86 %	<b>Taka Release :</b>	16,637.31	
			0.00	0.00	0.00	0.00 %	<b>% of Allocation :</b>	99.79 %	
			0.00	0.00	0.00	0.00 %			
				0.00	0.00	0.00 %			

## Project-wise Implementation Status of the project under Energy and Mineral Resources Division

Reporting Period: July 2015 To June 2016

RADP:2015-16

(Taka in Lakh)

SI No.	Ministry/Division Name Agency Name Project Code and Name		Project Cost A) Total B) Taka C) PA D) RPA	Target and Progress			Cumulative Progress upto Reporting Period	
				Financial		Physical (% of Total Project) A) Target B) Progress	Fin. Total PA (% of Projects Cost)	Physical Progress in %
	Allocation	Expenditure						
		A) Total B) Taka C) PA D) RPA E) CDVAT		A) Total B) Taka C) PA D) RPA E) CDVAT	% of Allocation			
Implementation Period	Development Partner							
1	2	3	4	5	6	7	8	9

**Energy and Mineral Resources Division**  
**Geological Survey of Bangladesh**

826	4245-5012	Geo-Information for Urban Development (GUD), Bangladesh.	2,500.00 1,000.00 1,500.00 0.00	455.00 55.00 400.00 0.00	452.46 52.46 400.00 0.00	99.44 % 95.38 % 100.00 % 0.00 %	20.00 % 20.00 %	2,362.33 1,440.00 94.49 % 96.00 %	100.00 %
1-Jul-13	to 30-Jun-16	Germany							
								<b>Taka Release :</b> 55.00 <b>% of Allocation :</b> 100.00 %	
827	4245-5000	Economic Assessment and Determining the presence of Valuable Minera in the sand of river bed of Bangladesh.	3,563.00 3,563.00 0.00 0.00	5.00 5.00 0.00 0.00	0.00 0.00 0.00 0.00	0.00 % 0.00 % 0.00 % 0.00 %	0.00 % 0.00 %	0.00 0.00 0.00 % 0.00 %	0.00 %
1-Dec-15	to 30-Jun-18	Non-Donor Project							
								<b>Taka Release :</b> 0.00 <b>% of Allocation :</b> 0.00 %	
<b>Executing Agency Total</b>			6,063.00 4,563.00 1,500.00 0.00	460.00 60.00 400.00 0.00	452.46 52.46 400.00 0.00	98.36 % 87.43 % 100.00 % 0.00 %		<b>Taka Release :</b> 55.00 <b>% of Allocation :</b> 91.67 %	

**Bangladesh Oil, Gas and Mineral Corporation**

## Project-wise Implementation Status of the project under Energy and Mineral Resources Division

Reporting Period: July 2015 To June 2016

RADP:2015-16

(Taka in Lakh)

SI No.	Ministry/Division Name Agency Name Project Code and Name		Project Cost	Target and Progress			Cumulative Progress upto Reporting Period		
				Financial		Physical (% of Total Project) A) Target B) Progress	Fin. Total PA (% of Projects Cost)	Physical Progress in %	
				Allocation	Expenditure				
Implementation Period	Development Partner	A) Total B) Taka C) PA D) RPA	A) Total B) Taka C) PA D) RPA E) CDVAT	A) Total B) Taka C) PA D) RPA E) CDVAT	% of Allocation				
1	2	3	4	5	6	7	8	9	
828	4205-5010	Mubarakpur Oil/Gas Exploration Well Drilling Project	8,926.00 8,926.00 0.00	2,850.00 2,850.00 0.00	2,500.00 2,500.00 0.00	87.72 % 87.72 % 0.00 %	32.58 % 32.58 % 0.00 %	8,126.91 0.00 91.05 % 0.00 %	100.00 %
1-Jan-06 to 31-Dec-15	Non-Donor Project		0.00	0.00	0.00	0.00 %			
				20.00	0.00	0.00 %	<b>Taka Release :</b> <b>% of Allocation :</b>	2,850.00 100.00 %	
829	4205-5030	Installation of Compressor Station at Ashugonj and Elenga.	149,413.34 57,501.13 91,912.21 0.00	1,100.00 600.00 500.00 0.00	1,213.40 557.82 655.58 0.00	110.31 % 92.97 % 131.12 % 0.00 %	0.74 % 0.81 % 75.70 %	98,288.50 69,577.37 65.78 % 75.70 %	65.78 %
1-Jan-06 to 30-Sep-17	ADB			0.00	0.00	0.00 %			
				0.00	0.00	0.00 %	<b>Taka Release :</b> <b>% of Allocation :</b>	600.00 100.00 %	
830	4205-5050	Appraisal of Gas Field (3-D Seismic) (Titas Bakhrabad, Sylhet, Kailashtila and Rashidpur)	19,270.00 12,587.14 6,682.86 0.00	560.00 560.00 0.00 0.00	560.00 560.00 0.00 0.00	100.00 % 100.00 % 0.00 % 0.00 %	2.00 % 2.00 %	16,032.77 6,682.77 83.20 % 100.00 %	100.00 %
1-Jan-06 to 30-Jun-16	ADB			0.00	0.00	0.00 %			
				0.00	0.00	0.00 %	<b>Taka Release :</b> <b>% of Allocation :</b>	560.00 100.00 %	



## Project-wise Implementation Status of the project under Energy and Mineral Resources Division

Reporting Period: July 2015 To June 2016

RADP:2015-16

(Taka in Lakh)

SI No.	Ministry/Division Name Agency Name Project Code and Name		Project Cost	Target and Progress			Cumulative Progress upto Reporting Period		
				Financial		Physical (% of Total Project) A) Target B) Progress	Fin. Total PA (% of Projects Cost)	Physical Progress in %	
				Allocation	Expenditure				
Implementation Period	Development Partner	A) Total B) Taka C) PA D) RPA	A) Total B) Taka C) PA D) RPA E) CDVAT	A) Total B) Taka C) PA D) RPA E) CDVAT	% of Allocation				
1	2	3	4	5	6	7	8	9	
831	4205-7200	Hatikamrul-Bheramara Gas Transmission Pipeline Project.	72,685.14 28,604.85 44,080.29	600.00 500.00 100.00	904.86 453.61 451.25	150.81 % 90.72 % 451.25 %	0.83 % 1.24 % 80.73 % 78.11 %	58,676.17 34,431.59 80.73 % 78.11 %	80.72 %
1-Jul-06 to 31-Dec-16	ADB		0.00	0.00 0.00	0.00 0.00	0.00 % 0.00 %		Taka Release : 500.00 % of Allocation : 100.00 %	
832	4205-7250	Bheramara-Khulna Gas Transmission Pipeline Project.	90,381.40 42,854.80 47,526.60	250.00 250.00 0.00	246.00 246.00 0.00	98.40 % 98.40 % 0.00 %	0.25 % 0.25 % 90.37 % 90.75 %	81,677.16 43,130.21 90.37 % 90.75 %	100.00 %
1-Jan-06 to 30-Jun-16	ADB		0.00	0.00 0.00	0.00 0.00	0.00 % 0.00 %		Taka Release : 250.00 % of Allocation : 100.00 %	
833	4205-7260	Bakhrabad-Siddhirganj Gas Transmission Pipeline Project.	80,000.00 28,866.00 51,134.00	2,200.00 1,250.00 950.00	3,209.03 1,193.17 2,015.86	145.87 % 95.45 % 212.20 %	2.59 % 3.78 % 74.37 % 71.97 %	59,497.87 36,803.27 74.37 % 71.97 %	74.14 %
1-Jul-07 to 31-Dec-18	IDA		0.00	0.00 90.00	0.00 52.00	0.00 % 57.78 %		Taka Release : 1,250.00 % of Allocation : 100.00 %	

## Project-wise Implementation Status of the project under Energy and Mineral Resources Division

Reporting Period: July 2015 To June 2016

RADP:2015-16

(Taka in Lakh)

SI No.	Ministry/Division Name Agency Name Project Code and Name		Project Cost	Target and Progress			Cumulative Progress upto Reporting Period		
				Financial		Physical (% of Total Project) A) Target B) Progress	Fin. Total PA (% of Projects Cost)	Physical Progress in %	
				Allocation	Expenditure				
Implementation Period	Development Partner	A) Total B) Taka C) PA D) RPA	A) Total B) Taka C) PA D) RPA E) CDVAT	A) Total B) Taka C) PA D) RPA E) CDVAT	% of Allocation				
1	2	3	4	5	6	7	8	9	
834	4205-9199	Gas Seepage Control and Appraisal & Development of Tital Gas Field.	100,000.00 19,000.00 81,000.00	28,000.00 5,000.00 23,000.00	29,665.53 4,981.54 24,683.99	105.95 % 99.63 % 107.32 %	25.00 % 22.64 % 44.48 % 43.41 %	44,483.80 35,165.04 44.48 % 43.41 %	63.27 %
1-Jan-10 to 30-Jun-17	ADB		0.00	0.00	0.00	0.00 %			
				0.00	0.00	0.00 %	<b>Taka Release :</b> <b>% of Allocation :</b>	5,000.00 100.00 %	
835	4205-9204	Supply Efficiency Improvement of Titas Gas Transmission and Distribution Company Limited (TGDCL).	2,276.00 971.00 1,305.00	130.00 0.00 130.00	129.31 0.00 129.31	99.47 % 0.00 % 99.47 %	2.04 % 2.04 % 88.64 %	2,056.06 1,156.73 90.34 % 88.64 %	100.00 %
1-Jan-10 to 30-Sep-15	ADB		0.00	0.00	0.00	0.00 %			
				0.00	0.00	0.00 %	<b>Taka Release :</b> <b>% of Allocation :</b>	0.00 0.00 %	
836	4205-9203	South-west Region Gas Distribution Network Project.	60,000.00 31,500.00 28,500.00	2,200.00 700.00 1,500.00	1,830.29 0.00 1,830.29	83.20 % 0.00 % 122.02 %	3.66 % 3.03 % 60.55 % 84.18 %	36,329.61 23,992.19 60.55 % 84.18 %	60.52 %
1-Jan-10 to 30-Sep-15	ADB		0.00	0.00	0.00	0.00 %			
				0.00	0.00	0.00 %	<b>Taka Release :</b> <b>% of Allocation :</b>	0.00 0.00 %	

## Project-wise Implementation Status of the project under Energy and Mineral Resources Division

Reporting Period: July 2015 To June 2016

RADP:2015-16

(Taka in Lakh)

SI No.	Ministry/Division Name Agency Name Project Code and Name		Project Cost	Target and Progress			Cumulative Progress upto Reporting Period		
				Financial		Physical (% of Total Project) A) Target B) Progress	Fin. Total PA (% of Projects Cost)	Physical Progress in %	
				Allocation	Expenditure				
Implementation Period	Development Partner	A) Total B) Taka C) PA D) RPA	A) Total B) Taka C) PA D) RPA E) CDVAT	A) Total B) Taka C) PA D) RPA E) CDVAT	% of Allocation				
1	2	3	4	5	6	7	8	9	
837	4205-9205	Gas Transmission Capacity Expansion Ashuganj to Bakhrabad.	74,338.00 74,338.00 0.00	420.00 420.00 0.00	308.86 308.86 0.00	73.54 % 73.54 % 0.00 %	0.56 % 0.42 % 0.00 %	41,715.29 0.00 56.12 % 0.00 %	56.17%
1-Jan-10 to 30-Jun-16	Non-Donor Project		0.00	0.00	0.00	0.00 %			
				0.00	0.00	0.00 %	<b>Taka Release :</b> <b>% of Allocation :</b>	370.00 88.10 %	
838	4205-7300	Augmentation of Gas Production Under Fast Track Programme (Digging of 5 Well and Workover of 1 Well under "BGFL" & "SGFL" Part).	130,050.00 130,050.00 0.00	16,737.00 16,737.00 0.00	16,705.97 16,705.97 0.00	99.81 % 99.81 % 0.00 %	0.17 % 0.17 % 0.00 %	123,264.31 0.00 94.78 % 0.00 %	100.00%
1-Jul-10 to 31-Mar-16	Non-Donor Project		0.00	0.00	0.00	0.00 %			
				0.00	0.00	0.00 %	<b>Taka Release :</b> <b>% of Allocation :</b>	16,736.00 99.99 %	
839	4205-7500	Salda # 3,4 & Fenchugonj # 4,5 Gas Field's Development Project of BAPEX.	30,564.00 30,564.00 0.00	1,300.00 1,300.00 0.00	1,128.00 1,128.00 0.00	86.77 % 86.77 % 0.00 %	10.31 % 3.87 % 0.00 %	26,664.54 0.00 87.24 % 0.00 %	87.42%
1-Jan-10 to 30-Jun-16	Non-Donor Project		0.00	0.00	0.00	0.00 %			
				0.00	0.00	0.00 %	<b>Taka Release :</b> <b>% of Allocation :</b>	1,128.00 86.77 %	

## Project-wise Implementation Status of the project under Energy and Mineral Resources Division

Reporting Period: July 2015 To June 2016

RADP:2015-16

(Taka in Lakh)

SI No.	Ministry/Division Name Agency Name Project Code and Name		Project Cost	Target and Progress			Cumulative Progress upto Reporting Period		
				Financial		Physical (% of Total Project) A) Target B) Progress	Fin. Total PA (% of Projects Cost)	Physical Progress in %	
				Allocation	Expenditure				
Implementation Period	Development Partner	A) Total B) Taka C) PA D) RPA	A) Total B) Taka C) PA D) RPA E) CDVAT	A) Total B) Taka C) PA D) RPA E) CDVAT	% of Allocation				
1	2	3	4	5	6	7	8	9	
840	4205-7016	Sylhet Gas Transmission Network Upgradation Project.	10,683.00 10,683.00 0.00	300.00 300.00 0.00	298.00 298.00 0.00	99.33 % 99.33 % 0.00 %	12.81 % 12.81 % 0.00 %	9,406.70 0.00 88.05 % 0.00 %	100.00 %
1-Jan-12 to 30-Jun-16	Non-Donor Project		0.00	0.00	0.00	0.00 %			
				0.00	0.00	0.00 %		Taka Release : 298.00 % of Allocation : 99.33 %	
841	4205-0008	Installation of Daily 4000 Barrel Capacity Condenset Frackshnation Plant with Catalytic Reforming Unit at Rashidpur.	46,350.00 46,350.00 0.00	3,152.00 3,152.00 0.00	3,152.00 3,152.00 0.00	100.00 % 100.00 % 0.00 %	16.16 % 15.70 % 0.00 %	4,450.88 70.64 9.60 % 0.00 %	40.77 %
1-Jul-12 to 31-Dec-16	Non-Donor Project		0.00	0.00	0.00	0.00 %			
				0.00	0.00	0.00 %		Taka Release : 3,152.00 % of Allocation : 100.00 %	
842	4205-0009	Installation of 3000 Barrel Capacity Catalytic Reforming Unit to in order to Convert Petrol into Octen.	35,413.00 35,413.00 0.00	549.00 549.00 0.00	537.13 537.13 0.00	97.84 % 97.84 % 0.00 %	1.60 % 1.52 % 0.00 %	1,430.30 0.00 4.04 % 0.00 %	29.56 %
1-Mar-12 to 30-Jun-17	Non-Donor Project		0.00	0.00	0.00	0.00 %			
				0.00	0.00	0.00 %		Taka Release : 537.13 % of Allocation : 97.84 %	

## Project-wise Implementation Status of the project under Energy and Mineral Resources Division

Reporting Period: July 2015 To June 2016

RADP:2015-16

(Taka in Lakh)

SI No.	Ministry/Division Name Agency Name Project Code and Name		Project Cost	Target and Progress			Cumulative Progress upto Reporting Period		
				Financial		Physical (% of Total Project) A) Target B) Progress	Fin. Total PA (% of Projects Cost)	Physical Progress in %	
				Allocation	Expenditure				
Implementation Period	Development Partner	A) Total B) Taka C) PA D) RPA	A) Total B) Taka C) PA D) RPA E) CDVAT	A) Total B) Taka C) PA D) RPA E) CDVAT	% of Allocation				
1	2	3	4	5	6	7	8	9	
843	4205-0010 Construction of 2 Storage Tank at Rashidpur Condenset Frackshnaton Plant (RCFP).		2,131.00 2,131.00 0.00	1,547.00 1,547.00 0.00	1,559.58 1,559.58 0.00	100.81 % 100.81 % 0.00 %	80.29 % 80.29 % 0.00 %	1,979.54 0.00 92.89 % 0.00 %	100.00 %
1-Sep-12 to 30-Jun-16	Non-Donor Project		0.00	0.00	0.00	0.00 %			
				0.00	0.00	0.00 %		Taka Release : 1,559.58 % of Allocation : 100.81 %	
844	4205-0013 Drilling of one appraisal oil well/development gas well (Kailashtilla-7) at Kailashtilla Structure.		21,819.00 21,819.00 0.00	538.00 538.00 0.00	537.15 537.15 0.00	99.84 % 99.84 % 0.00 %	6.00 % 6.00 % 0.00 %	16,829.61 0.00 77.13 % 0.00 %	100.00 %
1-Sep-12 to 31-Dec-15	Non-Donor Project		0.00	0.00	0.00	0.00 %			
				0.00	0.00	0.00 %		Taka Release : 538.00 % of Allocation : 100.00 %	
845	4205-5016 Rehabilitation and Expansion of Existing Supervisory Control and Data Acquisition (SCADA) System of National Gas Grid under GTCL (component- B of Bheramara combined cycle power plant Dev. project)		29,400.00 5,376.00 24,024.00 0.00	1,300.00 100.00 1,200.00	1,277.29 100.00 1,177.29	98.25 % 100.00 % 98.11 %	4.42 % 4.34 % 5.40 % 5.69 %	1,588.44 1,368.11 5.40 % 5.69 %	5.40 %
1-Jan-13 to 30-Jun-16	Non-Donor Project		0.00	0.00	0.00	0.00 %			
				0.00	0.00	0.00 %		Taka Release : 100.00 % of Allocation : 100.00 %	

## Project-wise Implementation Status of the project under Energy and Mineral Resources Division

Reporting Period: July 2015 To June 2016

RADP:2015-16

(Taka in Lakh)

SI No.	Ministry/Division Name Agency Name Project Code and Name		Project Cost	Target and Progress			Cumulative Progress upto Reporting Period		
				Financial		Physical (% of Total Project) A) Target B) Progress	Fin. Total PA (% of Projects Cost)	Physical Progress in %	
				Allocation	Expenditure				
Implementation Period	Development Partner	A) Total B) Taka C) PA D) RPA	A) Total B) Taka C) PA D) RPA E) CDVAT	A) Total B) Taka C) PA D) RPA E) CDVAT	% of Allocation	A) Target B) Progress	Fin. Total PA (% of Projects Cost)	Physical Progress in %	
1	2	3	4	5	6	7	8	9	
846	4205-0018	Administrative areas of Sher-e-Bangla Nagar, Dhaka, Construction of 2 (two) 13 floors Building for the main office in Gas Trasmisssion Company Ltd. with Basement.	10,848.31 10,848.31 0.00	3,500.00 3,500.00 0.00	3,499.48 3,499.48 0.00	99.99 % 99.99 % 0.00 %	32.26 % 32.26 % 0.00 %	6,826.22 0.00 62.92 % 0.00 %	62.93 %
1-Jul-12 to 31-Dec-16	Non-Donor Project		0.00	0.00	0.00	0.00 %			
				0.00	0.00	0.00 %	<b>Taka Release :</b> <b>% of Allocation :</b>	3,500.00 100.00 %	
847	4205-0025	Procurement of Gas Process Plant for Shahbazpur Field.	7,781.08 7,781.08 0.00	166.00 166.00 0.00	165.05 165.05 0.00	99.43 % 99.43 % 0.00 %	2.13 % 2.13 % 0.00 %	7,492.59 0.00 96.29 % 0.00 %	100.00 %
1-Jul-12 to 30-Jun-16	Non-Donor Project		0.00	0.00	0.00	0.00 %			
				0.00	0.00	0.00 %	<b>Taka Release :</b> <b>% of Allocation :</b>	166.00 100.00 %	
848	4205-0026	Workover of Wells at Titas Gas Field Seepage Area (Five Fields Workover).	23,500.00 23,500.00 0.00	5,500.00 5,500.00 0.00	5,136.31 5,136.31 0.00	93.39 % 93.39 % 0.00 %	40.53 % 40.53 % 0.00 %	6,549.95 0.00 27.87 % 0.00 %	48.36 %
1-Mar-13 to 31-Dec-16	Non-Donor Project		0.00	0.00	0.00	0.00 %			
				0.00	0.00	0.00 %	<b>Taka Release :</b> <b>% of Allocation :</b>	5,500.00 100.00 %	

## Project-wise Implementation Status of the project under Energy and Mineral Resources Division

Reporting Period: July 2015 To June 2016

RADP:2015-16

(Taka in Lakh)

SI No.	Ministry/Division Name Agency Name Project Code and Name		Project Cost	Target and Progress			Cumulative Progress upto Reporting Period		
				Financial		Physical (% of Total Project) A) Target B) Progress	Fin. Total PA (% of Projects Cost)	Physical Progress in %	
				Allocation	Expenditure				
1	2	3	4	5	6	7	8	9	
849	4205-0029	3-D Seismic Project of BAPX.	18,250.00	3,200.00	3,200.00	100.00 %	22.56 %	13,029.69	74.35 %
			18,250.00	3,200.00	3,200.00	100.00 %	22.56 %	0.00	
			0.00	0.00	0.00	0.00 %		71.40 %	
			0.00	0.00	0.00	0.00 %		0.00 %	
1-Dec-12 to 30-Nov-17	Non-Donor Project		0.00	0.00	0.00	0.00 %			
				0.00	0.00	0.00 %			
							<b>Taka Release :</b>	3,200.00	
							<b>% of Allocation :</b>	100.00 %	
850	4205-0030	2-D Seismic Project of BAPX.	9,333.00	2,800.00	2,671.10	95.40 %	30.01 %	5,718.64	61.27 %
			9,333.00	2,800.00	2,671.10	95.40 %	28.62 %	0.00	
			0.00	0.00	0.00	0.00 %		61.27 %	
			0.00	0.00	0.00	0.00 %		0.00 %	
1-Dec-12 to 30-Jun-18	Non-Donor Project		0.00	0.00	0.00	0.00 %			
				0.00	0.00	0.00 %			
							<b>Taka Release :</b>	2,800.00	
							<b>% of Allocation :</b>	100.00 %	
851	4205-0032	Drilling of Titas Well No.27.	9,425.00	2,315.00	2,086.42	90.13 %	9.63 %	9,073.64	100.00 %
			9,425.00	2,315.00	2,086.42	90.13 %	9.63 %	0.00	
			0.00	0.00	0.00	0.00 %		96.27 %	
			0.00	0.00	0.00	0.00 %		0.00 %	
1-Jul-13 to 30-Jun-16	Non-Donor Project		0.00	0.00	0.00	0.00 %			
				0.00	0.00	0.00 %			
							<b>Taka Release :</b>	2,315.00	
							<b>% of Allocation :</b>	100.00 %	

## Project-wise Implementation Status of the project under Energy and Mineral Resources Division

Reporting Period: July 2015 To June 2016

RADP:2015-16

(Taka in Lakh)

SI No.	Ministry/Division Name Agency Name Project Code and Name		Project Cost	Target and Progress			Cumulative Progress upto Reporting Period		
				Financial		Physical (% of Total Project) A) Target B) Progress	Fin. Total PA (% of Projects Cost)	Physical Progress in %	
				Allocation	Expenditure				
Implementation Period	Development Partner	A) Total B) Taka C) PA D) RPA	A) Total B) Taka C) PA D) RPA E) CDVAT	A) Total B) Taka C) PA D) RPA E) CDVAT	% of Allocation	A) Target B) Progress	8	9	
1	2	3	4	5	6	7	8	9	
852	4205-0033	Construction 20" x 1000 psig x 30 K.M. Gas Transmission Pipeline from Sreepur to Joydevpur CGS.	23,799.00 23,799.00 0.00	13,100.00 13,100.00 0.00	12,154.00 12,154.00 0.00	92.78 % 92.78 % 0.00 %	55.62 % 51.58 % 0.00 %	20,097.88 0.00 84.45 % 0.00 %	85.30 %
1-Jul-13 to 30-Jun-17	Non-Donor Project		0.00	0.00	0.00	0.00 %			
				0.00	0.00	0.00 %	<b>Taka Release :</b> <b>% of Allocation :</b>	12,154.00 92.78 %	
853	4205-0035	Drilling of well no. Kailashtilla-9 (appraisal/development well).	14,007.00 14,007.00 0.00	1,013.00 1,013.00 0.00	930.83 930.83 0.00	91.89 % 91.89 % 0.00 %	8.23 % 4.71 % 0.00 %	1,243.75 0.00 8.88 % 0.00 %	21.78 %
1-Nov-13 to 31-Dec-17	Non-Donor Project		0.00	0.00	0.00	0.00 %			
				0.00	0.00	0.00 %	<b>Taka Release :</b> <b>% of Allocation :</b>	1,013.00 100.00 %	
854	4205-0036	Drilling of well no. Sylhet-9 (appraisal/development well).	16,027.00 16,027.00 0.00	940.00 940.00 0.00	892.80 892.80 0.00	94.98 % 94.98 % 0.00 %	9.86 % 7.43 % 0.00 %	1,590.56 0.00 9.92 % 0.00 %	17.98 %
1-Dec-13 to 30-Jun-18	Non-Donor Project		0.00	0.00	0.00	0.00 %			
				0.00	0.00	0.00 %	<b>Taka Release :</b> <b>% of Allocation :</b>	940.00 100.00 %	



## Project-wise Implementation Status of the project under Energy and Mineral Resources Division

Reporting Period: July 2015 To June 2016

RADP:2015-16

(Taka in Lakh)

SI No.	Ministry/Division Name Agency Name Project Code and Name		Project Cost	Target and Progress			Cumulative Progress upto Reporting Period		
				Financial		Physical (% of Total Project) A) Target B) Progress	Fin. Total PA (% of Projects Cost)	Physical Progress in %	
				Allocation	Expenditure				
1	2	3	4	5	6	7	8	9	
855	4205-0037	Drilling of well no. Rashidpur-9 (appraisal/development well).	29,225.39 29,225.39 0.00 0.00	1,709.00 1,709.00 0.00 0.00	1,528.33 1,528.33 0.00 0.00	89.43 % 89.43 % 0.00 % 0.00 %	4.31 % 5.97 % 0.00 % 0.00 %	1,557.02 0.00 5.33 % 0.00 %	6.85%
1-Feb-15 to 30-Jun-17	Non-Donor Project		0.00	0.00	0.00	0.00 %			
				0.00	0.00	0.00 %	<b>Taka Release :</b> <b>% of Allocation :</b>	1,709.00 100.00 %	
856	4205-0039	Feasibility Study for the Extraction of Coal Bed Mithen (CBM) at Jamalgonj Coal Field.	2,337.86 2,337.86 0.00 0.00	932.00 932.00 0.00 0.00	842.67 842.67 0.00 0.00	90.42 % 90.42 % 0.00 % 0.00 %	63.00 % 60.29 % 0.00 % 0.00 %	854.12 0.00 36.53 % 0.00 %	60.78%
1-Jan-14 to 31-Dec-16	Non-Donor Project		0.00	0.00	0.00	0.00 %			
				0.00	0.00	0.00 %	<b>Taka Release :</b> <b>% of Allocation :</b>	842.67 90.42 %	
857	4205-0043	Installation of Gas Compressors Bakhrabad Field.	11,975.00 11,975.00 0.00 0.00	8,300.00 8,300.00 0.00 0.00	7,661.04 7,661.04 0.00 0.00	92.30 % 92.30 % 0.00 % 0.00 %	60.00 % 59.09 % 0.00 % 0.00 %	9,107.44 0.00 76.05 % 0.00 %	88.59%
1-Jan-14 to 30-Jun-16	Non-Donor Project		0.00	0.00	0.00	0.00 %			
				0.00	0.00	0.00 %	<b>Taka Release :</b> <b>% of Allocation :</b>	8,300.00 100.00 %	

## Project-wise Implementation Status of the project under Energy and Mineral Resources Division

Reporting Period: July 2015 To June 2016

RADP:2015-16

(Taka in Lakh)

SI No.	Ministry/Division Name Agency Name Project Code and Name		Project Cost	Target and Progress			Cumulative Progress upto Reporting Period		
				Financial		Physical (% of Total Project) A) Target B) Progress	Fin. Total PA (% of Projects Cost)	Physical Progress in %	
				Allocation	Expenditure				
Implementation Period	Development Partner	A) Total B) Taka C) PA D) RPA	A) Total B) Taka C) PA D) RPA E) CDVAT	A) Total B) Taka C) PA D) RPA E) CDVAT	% of Allocation				
1	2	3	4	5	6	7	8	9	
858	4205-0042	Drilling of well no. Rashidpur-10 & 12 (exploratory wells).	55,627.45 55,627.45 0.00 0.00	2,862.00 2,862.00 0.00 0.00	2,688.41 2,688.41 0.00 0.00	93.93 % 93.93 % 0.00 % 0.00 %	35.00 % 34.80 % 5.00 % 0.00 %	2,778.89 0.00 5.00 % 0.00 %	35.30 %
1-Jul-14	to 30-Jun-17	Non-Donor Project	0.00	0.00	0.00	0.00 %			
				0.00	0.00	0.00 %	<b>Taka Release :</b> <b>% of Allocation :</b>	2,862.00 100.00 %	
859	4205-0044	Procurement of Gas Process Plant for Srikail Gas Field.	11,667.00 11,667.00 0.00 0.00	9,368.00 9,368.00 0.00 0.00	9,186.74 9,186.74 0.00 0.00	98.07 % 98.07 % 0.00 % 0.00 %	45.00 % 45.00 % 79.74 % 0.00 %	9,303.29 0.00 79.74 % 0.00 %	100.00 %
1-Jul-14	to 30-Jun-16	Non-Donor Project	0.00	0.00	0.00	0.00 %			
				0.00	0.00	0.00 %	<b>Taka Release :</b> <b>% of Allocation :</b>	9,368.00 100.00 %	
860	4205-0045	Shahjadpur-Sundalpur (Sundalpur # 2) Appraisal/Development Well Drilling Project, BAPEX.	7,545.00 7,545.00 0.00 0.00	2,002.00 2,002.00 0.00 0.00	1,925.48 1,925.48 0.00 0.00	96.18 % 96.18 % 0.00 % 0.00 %	26.53 % 25.52 % 31.09 % 0.00 %	2,345.46 0.00 31.09 % 0.00 %	31.08 %
1-Oct-14	to 30-Jun-16	Non-Donor Project	0.00	0.00	0.00	0.00 %			
				0.00	0.00	0.00 %	<b>Taka Release :</b> <b>% of Allocation :</b>	2,001.00 99.95 %	

## Project-wise Implementation Status of the project under Energy and Mineral Resources Division

Reporting Period: July 2015 To June 2016

RADP:2015-16

(Taka in Lakh)

SI No.	Ministry/Division Name Agency Name Project Code and Name		Project Cost	Target and Progress			Cumulative Progress upto Reporting Period		
				Financial		Physical (% of Total Project) A) Target B) Progress	Fin. Total PA (% of Projects Cost)	Physical Progress in %	
				Allocation	Expenditure				
Implementation Period	Development Partner	A) Total B) Taka C) PA D) RPA	A) Total B) Taka C) PA D) RPA E) CDVAT	A) Total B) Taka C) PA D) RPA E) CDVAT	% of Allocation				
1	2	3	4	5	6	7	8	9	
861	4205-0046	Rehabilitation of Engine, Mud Tanks & Electrical Power System of IDECO H-1700 Rig.	3,890.00 3,890.00 0.00	3,810.00 3,810.00 0.00	3,706.23 3,706.23 0.00	97.28 % 97.28 % 0.00 %	98.00 % 98.00 % 0.00 %	3,739.42 0.00 96.13 % 0.00 %	100.00 %
31-Mar-14 to 30-Jun-16	Non-Donor Project		0.00	0.00	0.00	0.00 %			
				0.00	0.00	0.00 %	<b>Taka Release :</b> <b>% of Allocation :</b>	3,810.00 100.00 %	
862	4205-0047	Construction of 4-storied Office Building with 5-storied Foundation for Head Office of LP Gas Ltd. (LPGL).	311.66 311.66 0.00	200.00 200.00 0.00	185.00 185.00 0.00	92.50 % 92.50 % 0.00 %	64.17 % 59.48 % 0.00 %	227.09 0.00 72.86 % 0.00 %	72.99 %
1-Jan-13 to 30-Jun-16	Non-Donor Project		0.00	0.00	0.00	0.00 %			
				0.00	0.00	0.00 %	<b>Taka Release :</b> <b>% of Allocation :</b>	200.00 100.00 %	
863	4205-0048	Construction of Head Office Building of Padma Oil Company Ltd.	6,766.00 6,766.00 0.00	24.00 24.00 0.00	20.00 20.00 0.00	83.33 % 83.33 % 0.00 %	0.30 % 0.30 % 0.00 %	40.35 0.00 0.60 % 0.00 %	2.00 %
1-Jul-13 to 30-Jun-17	Non-Donor Project		0.00	0.00	0.00	0.00 %			
				0.00	0.00	0.00 %	<b>Taka Release :</b> <b>% of Allocation :</b>	20.00 83.33 %	

## Project-wise Implementation Status of the project under Energy and Mineral Resources Division

Reporting Period: July 2015 To June 2016

RADP:2015-16

(Taka in Lakh)

SI No.	Ministry/Division Name Agency Name Project Code and Name		Project Cost	Target and Progress			Cumulative Progress upto Reporting Period		
				Financial		Physical (% of Total Project) A) Target B) Progress	Fin. Total PA (% of Projects Cost)	Physical Progress in %	
				Allocation	Expenditure				
Implementation Period	Development Partner	A) Total B) Taka C) PA D) RPA	A) Total B) Taka C) PA D) RPA E) CDVAT	A) Total B) Taka C) PA D) RPA E) CDVAT	% of Allocation	A) Target B) Progress	8	9	
1	2	3	4	5	6	7	8	9	
864	4205-5017	Construction of Moheshkhali-Anwara Gas Transmission Pipeline.	98,190.00 98,190.00 0.00 0.00	40,000.00 40,000.00 0.00 0.00	37,820.00 37,820.00 0.00 0.00	94.55 % 94.55 % 0.00 % 0.00 %	38.47 % 36.38 % 38.52 % 0.00 %	37,820.00 0.00 38.52 % 0.00 %	36.38 %
1-Jul-14	to 30-Jun-16	Non-Donor Project	0.00	0.00	0.00	0.00 %			
				12,300.00	10,120.00	82.28 %	Taka Release : % of Allocation :	40,000.00 100.00 %	
865	4205-5018	Natural Gas Efficiency Project (Installation of wellhead Gas Compressor at Location-c of Titas Gas & Narsingdi Fields).	86,800.00 13,900.00 72,900.00 0.00	1,213.00 213.00 1,000.00 0.00	1,148.46 169.05 979.41 0.00	94.68 % 79.37 % 97.94 % 0.00 %	2.20 % 2.20 % 1.32 % 1.34 %	1,148.46 979.41 1.32 % 1.34 %	3.11 %
1-Jul-14	to 30-Jun-18	JICA	0.00	0.00	0.00	0.00 %			
				0.00	0.00	0.00 %	Taka Release : % of Allocation :	212.50 99.77 %	
866	4205-5019	Natural Gas Efficiency Project (Installation of Pre-paid Metering System for the consumer of KGDCL).	24,656.00 9,237.13 15,418.87 0.00	474.00 164.00 310.00 0.00	440.93 150.44 290.49 0.00	93.02 % 91.73 % 93.71 % 0.00 %	2.01 % 1.87 % 1.88 %	566.04 290.49 2.30 % 1.88 %	2.40 %
1-Jul-14	to 30-Jun-18	JICA	0.00	0.00	0.00	0.00 %			
				0.00	0.00	0.00 %	Taka Release : % of Allocation :	164.00 100.00 %	

## Project-wise Implementation Status of the project under Energy and Mineral Resources Division

Reporting Period: July 2015 To June 2016

RADP:2015-16

(Taka in Lakh)

SI No.	Ministry/Division Name Agency Name Project Code and Name		Project Cost	Target and Progress			Cumulative Progress upto Reporting Period		
				Financial		Physical (% of Total Project) A) Target B) Progress	Fin. Total PA (% of Projects Cost)	Physical Progress in %	
				Allocation	Expenditure				
Implementation Period	Development Partner	A) Total B) Taka C) PA D) RPA	A) Total B) Taka C) PA D) RPA E) CDVAT	A) Total B) Taka C) PA D) RPA E) CDVAT	% of Allocation				
1	2	3	4	5	6	7	8	9	
867	4205-5021	Dhanua-Elenga & West Bank of Bangabandhu Bridge-Nalka Gas Transmission Pipeline (BD-P78: Natural Gas Efficiency Project .	97,918.00 47,216.00 50,702.00	3,196.00 2,496.00 700.00	3,147.51 2,475.01 672.50	98.48 % 99.16 % 96.07 %	3.26 % 3.24 %	3,269.64 672.50 3.34 % 1.33 %	4.00 %
1-Jul-14 to 30-Jun-19	JICA		0.00	0.00	0.00	0.00 %			
				0.00	0.00	0.00 %	<b>Taka Release :</b> <b>% of Allocation :</b>	2,496.50 100.02 %	
868	4205-5022	Installation of Pre-paid Gas Meter for TGTDC (BD-P78: Natural Gas Efficiency Project.	71,209.90 25,899.30 45,310.60	780.00 280.00 500.00	858.20 269.15 589.05	110.03 % 96.13 % 117.81 %	1.09 % 1.20 %	863.75 589.05 1.21 % 1.30 %	1.21 %
1-Jan-15 to 31-Dec-18	Non-Donor Project		0.00	0.00	0.00	0.00 %			
				0.00	0.00	0.00 %	<b>Taka Release :</b> <b>% of Allocation :</b>	280.00 100.00 %	
869	4205-0049	Extension of Gas Distribution Network in Bhola and New Network at Borhanuddin.	1,834.00 1,834.00 0.00	760.00 760.00 0.00	658.46 658.46 0.00	86.64 % 86.64 % 0.00 %	41.45 % 41.45 %	1,408.16 0.00 76.78 % 0.00 %	100.00 %
1-Oct-14 to 30-Jun-16	Non-Donor Project		0.00	0.00	0.00	0.00 %			
				0.00	0.00	0.00 %	<b>Taka Release :</b> <b>% of Allocation :</b>	658.46 86.64 %	

## Project-wise Implementation Status of the project under Energy and Mineral Resources Division

Reporting Period: July 2015 To June 2016

RADP:2015-16

(Taka in Lakh)

SI No.	Ministry/Division Name Agency Name Project Code and Name		Project Cost	Target and Progress			Cumulative Progress upto Reporting Period		
				Financial		Physical (% of Total Project) A) Target B) Progress	Fin. Total PA (% of Projects Cost)	Physical Progress in %	
				Allocation	Expenditure				
Implementation Period	Development Partner	A) Total B) Taka C) PA D) RPA	A) Total B) Taka C) PA D) RPA E) CDVAT	A) Total B) Taka C) PA D) RPA E) CDVAT	% of Allocation				
1	2	3	4	5	6	7	8	9	
870	4205-0050	Feasibility Study for Extension of Existing Underground Mining of Barapukuria Coal Mine towards the Southern and the Northern Side of the Basin without Interruption of the Present Production.	3,546.00 3,546.00 0.00	1.00 1.00 0.00	1.00 1.00 0.00	100.00 % 100.00 % 0.00 %	0.00 % 0.00 % 0.03 % 0.00 %	1.00 0.00 0.03 % 0.00 %	0.00 %
1-Apr-15 to 31-Mar-17	Non-Donor Project		0.00	0.00	0.00	0.00 %			
				0.00	0.00	0.00 %	Taka Release : % of Allocation :	1.00 100.00 %	
871	4205-5001	Technical Assistance for Gas Transmission and Distribution Development Investment Programme.	1,083.00 303.00 780.00 0.00	220.00 70.00 150.00 0.00	85.55 43.39 42.16 0.00	38.89 % 61.99 % 28.11 % 0.00 %	20.32 % 7.90 %	85.55 42.16 7.90 % 5.41 %	7.90 %
1-Jan-15 to 30-Jun-16	ADB		0.00	0.00	0.00	0.00 %			
				0.00	0.00	0.00 %	Taka Release : % of Allocation :	59.70 85.29 %	
872	4205-0051	Construction of Office Building of Titas Gas Transmission and Distribution Company Ltd. in Gazipur	1,451.26 1,451.26 0.00	10.00 10.00 0.00	4.35 4.35 0.00	43.50 % 43.50 % 0.00 %	0.69 % 0.30 %	4.35 0.00 0.30 % 0.00 %	0.30 %
1-Jul-15 to 30-Jun-18	Non-Donor Project		0.00	0.00	0.00	0.00 %			
				0.00	0.00	0.00 %	Taka Release : % of Allocation :	10.00 100.00 %	

## Project-wise Implementation Status of the project under Energy and Mineral Resources Division

Reporting Period: July 2015 To June 2016

RADP:2015-16

(Taka in Lakh)

SI No.	Ministry/Division Name Agency Name Project Code and Name		Project Cost	Target and Progress			Cumulative Progress upto Reporting Period		
				Financial		Physical (% of Total Project) A) Target B) Progress	Fin. Total PA (% of Projects Cost)	Physical Progress in %	
				Allocation	Expenditure				
Implementation Period	Development Partner	A) Total B) Taka C) PA D) RPA	A) Total B) Taka C) PA D) RPA E) CDVAT	A) Total B) Taka C) PA D) RPA E) CDVAT	% of Allocation				
1	2	3	4	5	6	7	8	9	
873	4205-0052	Workover of Titas Well no. 21.	5,300.00 5,300.00 0.00	2,900.00 2,900.00 0.00	2,865.47 2,865.47 0.00	98.81 % 98.81 % 0.00 %	95.45 % 95.45 % 0.00 %	2,865.47 0.00 54.07 % 0.00 %	95.95 %
1-Jan-15 to 31-Dec-16	Non-Donor Project		0.00	0.00	0.00	0.00 %			
				0.00	0.00	0.00 %	<b>Taka Release :</b> <b>% of Allocation :</b>	2,900.00 100.00 %	
874	4205-0053	Srikail #4 appraisal Cum Development well drilling Project, BAPEX.	25,073.00 25,073.00 0.00	19,985.00 19,985.00 0.00	19,647.00 19,647.00 0.00	98.31 % 98.31 % 0.00 %	79.71 % 78.35 % 0.00 %	19,647.00 0.00 78.36 % 0.00 %	78.35 %
1-Jul-15 to 30-Sep-16	Non-Donor Project		0.00	0.00	0.00	0.00 %			
				0.00	0.00	0.00 %	<b>Taka Release :</b> <b>% of Allocation :</b>	19,985.00 100.00 %	
875	4205-0054	Drilling of well no. 10 at Bakhrabad Gas Field.	23,300.00 23,300.00 0.00	1,115.00 1,115.00 0.00	822.06 822.06 0.00	73.73 % 73.73 % 0.00 %	100.00 % 100.00 % 0.00 %	822.06 0.00 3.53 % 0.00 %	100.00 %
1-Jul-15 to 30-Sep-16	Non-Donor Project		0.00	0.00	0.00	0.00 %			
				0.00	0.00	0.00 %	<b>Taka Release :</b> <b>% of Allocation :</b>	1,112.00 99.73 %	

## Project-wise Implementation Status of the project under Energy and Mineral Resources Division

Reporting Period: July 2015 To June 2016

RADP:2015-16

(Taka in Lakh)

SI No.	Ministry/Division Name Agency Name Project Code and Name		Project Cost	Target and Progress			Cumulative Progress upto Reporting Period		
				Financial		Physical (% of Total Project) A) Target B) Progress	Fin. Total PA (% of Projects Cost)	Physical Progress in %	
	Allocation	Expenditure							
	Implementation Period	Development Partner	A) Total B) Taka C) PA D) RPA	A) Total B) Taka C) PA D) RPA E) CDVAT	A) Total B) Taka C) PA D) RPA E) CDVAT	% of Allocation			
	1	2	3	4	5	6	7	8	9

<b>Executing Agency Total</b>	1,666,376.79	196,128.00	191,741.28	97.76 %	<b>Taka Release :</b>	164,008.54
	1,105,100.36	166,088.00	158,224.10	95.27 %	<b>% of Allocation :</b>	98.75 %
	561,276.43	30,040.00	33,517.18	111.58 %		
	0.00	0.00	0.00	0.00 %		
		12,410.00	10,172.00	81.97 %		

**Bangladesh Petroleum Corporation (BPC)**

876	4205-9216	Installation of Single Point Mooring.	8,882.66	1.00	0.00	0.00 %	0.01 %	3,506.32	100.00 %
			5,458.21	1.00	0.00	0.00 %	0.00 %	3,424.45	
			3,424.45	0.00	0.00	0.00 %		39.47 %	
			0.00	0.00	0.00	0.00 %		100.00 %	
1-Mar-10 to 30-Jun-16	IDA			0.00	0.00	0.00 %			
				0.00	0.00	0.00 %			
							<b>Taka Release :</b>	0.00	
							<b>% of Allocation :</b>	0.00 %	
877	4205-7660	Construction of M.S. Storage Tank at Eastern Ltd.	2,498.39	970.00	901.89	92.98 %	38.83 %	2,301.66	100.00 %
			2,498.39	970.00	901.89	92.98 %	38.83 %	0.00	
			0.00	0.00	0.00	0.00 %		92.13 %	
			0.00	0.00	0.00	0.00 %		0.00 %	
1-Oct-10 to 30-Jun-16	Non-Donor Project			0.00	0.00	0.00 %			
				180.00	0.00	0.00 %			
							<b>Taka Release :</b>	970.00	
							<b>% of Allocation :</b>	100.00 %	



## Project-wise Implementation Status of the project under Energy and Mineral Resources Division

Reporting Period: July 2015 To June 2016

RADP:2015-16

(Taka in Lakh)

SI No.	Ministry/Division Name Agency Name Project Code and Name		Project Cost	Target and Progress			Cumulative Progress upto Reporting Period		
				Financial		Physical (% of Total Project) A) Target B) Progress	Fin. Total PA (% of Projects Cost)	Physical Progress in %	
				Allocation	Expenditure				
Implementation Period	Development Partner	A) Total B) Taka C) PA D) RPA	A) Total B) Taka C) PA D) RPA E) CDVAT	A) Total B) Taka C) PA D) RPA E) CDVAT	% of Allocation				
1	2	3	4	5	6	7	8	9	
878	4205-5011	Augmentation of Hydrant Systems for the Supply of Biman Fuel (Jet-A1) at Hazrat Shahjalal International Airport, Dhaka.	5,366.00 5,366.00 0.00	1.00 1.00 0.00	0.00 0.00 0.00	0.00 % 0.00 % 0.00 %	0.00 % 0.00 % 0.00 %	4,224.93 0.00 78.74 % 0.00 %	100.00 %
1-Jul-11 to 30-Jun-16	Non-Donor Project		0.00	0.00	0.00	0.00 %			
				0.00	0.00	0.00 %	<b>Taka Release :</b> <b>% of Allocation :</b>	0.00 0.00 %	
879	4205-0015	Construction of Mongla Oil Installation.	20,018.00 20,018.00 0.00	7,000.00 7,000.00 0.00	6,066.22 6,066.22 0.00	86.66 % 86.66 % 0.00 %	33.00 % 33.00 % 0.00 %	11,148.44 0.00 55.69 % 0.00 %	75.00 %
1-Jul-07 to 30-Jun-16	Non-Donor Project		0.00	0.00	0.00	0.00 %			
				0.00	0.00	0.00 %	<b>Taka Release :</b> <b>% of Allocation :</b>	6,100.00 87.14 %	
880	4205-0016	Development and Land Construction of 3*2500 Metric Ton ZA-1 Storage Tank on Development Land at Kurmitola Aviation Depot.	1,174.50 1,174.50 0.00	500.00 500.00 0.00	417.00 417.00 0.00	83.40 % 83.40 % 0.00 %	45.57 % 33.84 % 0.00 %	610.30 0.00 51.96 % 0.00 %	65.00 %
1-Jul-11 to 30-Jun-17	Non-Donor Project		0.00	0.00	0.00	0.00 %			
				0.00	0.00	0.00 %	<b>Taka Release :</b> <b>% of Allocation :</b>	417.00 83.40 %	

## Project-wise Implementation Status of the project under Energy and Mineral Resources Division

Reporting Period: July 2015 To June 2016

RADP:2015-16

(Taka in Lakh)

SI No.	Ministry/Division Name Agency Name Project Code and Name		Project Cost	Target and Progress			Cumulative Progress upto Reporting Period		
				Financial		Physical (% of Total Project) A) Target B) Progress	Fin. Total PA (% of Projects Cost)	Physical Progress in %	
				Allocation	Expenditure				
Implementation Period	Development Partner	A) Total B) Taka C) PA D) RPA	A) Total B) Taka C) PA D) RPA E) CDVAT	A) Total B) Taka C) PA D) RPA E) CDVAT	% of Allocation				
1	2	3	4	5	6	7	8	9	
881	4205-0014	LPG Import, Storage and Bottling Plant at Mongla.	21,047.00 21,047.00 0.00	100.00 100.00 0.00	61.00 61.00 0.00	61.00 % 61.00 % 0.00 %	1.00 % 0.29 % 0.91 % 0.00 %	191.00 0.00 0.00 %	0.62%
1-Jan-12 to 30-Jun-16	Non-Donor Project		0.00	0.00	0.00	0.00 %			
				0.00	0.00	0.00 %	<b>Taka Release :</b> <b>% of Allocation :</b>	170.00 170.00 %	
882	4205-0017	Construction and Commissioning of underground Jet A-1 Pipeline from Proposed Railway Siding at Airport Rail Station upto Kurmitola Aviation Depot including Renovation of 3# Storage Tank.	1,151.00 1,151.00 0.00	1.00 1.00 0.00	0.00 0.00 0.00	0.00 % 0.00 % 0.00 %	0.00 % 0.00 % 16.85 % 0.00 %	194.00 0.00 16.85 % 0.00 %	30.00%
1-Jul-10 to 30-Jun-15	Non-Donor Project		0.00	0.00	0.00	0.00 %			
				0.00	0.00	0.00 %	<b>Taka Release :</b> <b>% of Allocation :</b>	0.00 0.00 %	
883	4205-5000	Installation of Single Point Mooring (SPM) with a double pipe line.	493,597.28 103,276.72 390,320.56	1,555.00 1,555.00 0.00	1,166.25 1,166.25 0.00	75.00 % 75.00 % 0.00 %	0.32 % 0.24 % 0.00 %	1,166.25 0.00 0.24 % 0.00 %	0.24%
1-Nov-15 to 31-Dec-18	China		0.00	0.00	0.00	0.00 %			
				0.00	0.00	0.00 %	<b>Taka Release :</b> <b>% of Allocation :</b>	1,166.25 75.00 %	

## Project-wise Implementation Status of the project under Energy and Mineral Resources Division

Reporting Period: July 2015 To June 2016

RADP:2015-16

(Taka in Lakh)

SI No.	Ministry/Division Name Agency Name Project Code and Name		Project Cost	Target and Progress			Cumulative Progress upto Reporting Period		
				Financial		Physical (% of Total Project) A) Target B) Progress	Fin. Total PA (% of Projects Cost)	Physical Progress in %	
				Allocation	Expenditure				
Implementation Period	Development Partner	A) Total B) Taka C) PA D) RPA	A) Total B) Taka C) PA D) RPA E) CDVAT	A) Total B) Taka C) PA D) RPA E) CDVAT	% of Allocation				
1	2	3	4	5	6	7	8	9	
884	4205-0055	Feasibility Study of Jet A-1 pipeline from Pitolgonj (Near Kanchan Bridge) to Kurmitola Aviation Depot including Pumping Facilities.	502.00 502.00 0.00	254.00 254.00 0.00	0.00 0.00 0.00	0.00 % 0.00 % 0.00 %	0.00 % 0.00 % 0.00 %	0.00 0.00 0.00 % 0.00 %	0.00 %
1-Jan-16 to 31-Dec-16	Non-Donor Project		0.00	0.00	0.00	0.00 %			
				0.00	0.00	0.00 %	<b>Taka Release :</b>	0.00	
							<b>% of Allocation :</b>	0.00 %	
885	4205-0056	Construction of 4 storied Chittagong Jamuna Terminal Project, Goptakhal, Potenga, Chittagong.	954.00 954.00 0.00	200.00 200.00 0.00	28.00 28.00 0.00	14.00 % 14.00 % 0.00 %	20.00 % 18.00 %	28.00 0.00 2.94 % 0.00 %	18.00 %
1-Jul-15 to 30-Jun-17	Non-Donor Project		0.00	0.00	0.00	0.00 %			
				0.00	0.00	0.00 %	<b>Taka Release :</b>	28.00	
							<b>% of Allocation :</b>	14.00 %	
<b>Executing Agency Total</b>			555,190.83 161,445.82 393,745.01 0.00	10,582.00 10,582.00 0.00 0.00 180.00	8,640.36 8,640.36 0.00 0.00 0.00	81.65 % 81.65 % 0.00 % 0.00 % 0.00 %	<b>Taka Release :</b>	8,851.25	
							<b>% of Allocation :</b>	<b>83.64 %</b>	

## Project-wise Implementation Status of the project under Energy and Mineral Resources Division

Reporting Period: July 2015 To June 2016

RADP:2015-16

(Taka in Lakh)

SI No.	Ministry/Division Name Agency Name Project Code and Name		Project Cost	Target and Progress			Cumulative Progress upto Reporting Period		
				Financial		Physical (% of Total Project) A) Target B) Progress	Fin. Total PA (% of Projects Cost)	Physical Progress in %	
	Allocation	Expenditure							
	Implementation Period	Development Partner	A) Total B) Taka C) PA D) RPA	A) Total B) Taka C) PA D) RPA E) CDVAT	A) Total B) Taka C) PA D) RPA E) CDVAT	% of Allocation			
	1	2	3	4	5	6	7	8	9
<b>Ministry Total</b>			2,227,630.62	207,170.00	200,834.10	96.94 %			
			1,271,109.18	176,730.00	166,916.92	94.45 %			
			956,521.44	30,440.00	33,917.18	111.42 %			
			0.00	0.00	0.00	0.00 %			
				12,590.00	10,172.00	80.79 %			
							<b>Taka Release :</b>	172,914.79	
							<b>% of Allocation :</b>	97.84 %	

## Project-wise Implementation Status of the project under Ministry of Agriculture

Reporting Period: July 2015 To June 2016

RADP:2015-16

(Taka in Lakh)

SI No.	Ministry/Division Name Agency Name Project Code and Name		Project Cost	Target and Progress			Cumulative Progress upto Reporting Period	
				Financial		Physical (% of Total Project) A) Target B) Progress	Fin. Total PA (% of Projects Cost)	Physical Progress in %
				Allocation	Expenditure			
Implementation Period	Development Partner	A) Total B) Taka C) PA D) RPA	A) Total B) Taka C) PA D) RPA E) CDVAT	A) Total B) Taka C) PA D) RPA E) CDVAT	% of Allocation			
1	2	3	4	5	6	7	8	9

## Ministry of Agriculture

## Ministry's Own

886	4301-5130 Integrated Agricultural Productivity Project ( Agriculture Ministry , Secretariate Component - Project Management Unit + Regional Project Management Unit + Community Mobilisation + T.A. and Capacity Building).		14,297.03 766.62 13,530.41 10,698.62	2,920.00 170.00 2,750.00 2,000.00	2,875.68 141.55 2,734.13 749.84	98.48 % 83.26 % 99.42 % 37.49 %	20.11 % 18.46 % 70.53 % 70.79 %	10,084.21 9,578.39 70.53 % 70.79 %	84.00 %
1-Jul-11 to 31-Dec-16	GAFSP			0.00	0.00	0.00 %		Taka Release : 170.00 % of Allocation : 100.00 %	

887	4301-5019 National Agricultural Technology Program (NATP-2) Preparation Facility Project (PCMU Part).		507.22 147.22 360.00 360.00	146.00 129.00 17.00 17.00	145.59 129.17 16.42 16.42	99.72 % 100.13 % 96.59 % 96.59 %	37.00 % 37.00 % 57.10 % 41.05 %	289.64 147.78 57.10 % 41.05 %	100.00 %
1-Jan-15 to 30-Sep-15	IDA			0.00	0.00	0.00 %		Taka Release : 134.00 % of Allocation : 103.88 %	

## Executing Agency Total

14,804.25	3,066.00	3,021.27	98.54 %
913.84	299.00	270.72	90.54 %
13,890.41	2,767.00	2,750.55	99.41 %
11,058.62	2,017.00	766.26	37.99 %
	0.00	0.00	0.00 %

Taka Release :	304.00
% of Allocation :	101.67 %

## Department of Agricultural Extension

## Project-wise Implementation Status of the project under Ministry of Agriculture

Reporting Period: July 2015 To June 2016

RADP:2015-16

(Taka in Lakh)

SI No.	Ministry/Division Name Agency Name Project Code and Name		Project Cost	Target and Progress			Cumulative Progress upto Reporting Period		
				Financial		Physical (% of Total Project) A) Target B) Progress	Fin. Total PA (% of Projects Cost)	Physical Progress in %	
				Allocation	Expenditure				
Implementation Period	Development Partner	A) Total B) Taka C) PA D) RPA	A) Total B) Taka C) PA D) RPA E) CDVAT	A) Total B) Taka C) PA D) RPA E) CDVAT	% of Allocation				
1	2	3	4	5	6	7	8	9	
888	4331-5150	Construction of Rubber Dam in Small and Medium Rivers in order to Increase the Food Productivity (DAE Component).	1,309.49 1,309.49 0.00	195.00 195.00 0.00	193.39 193.39 0.00	99.18 % 99.18 % 0.00 %	1.00 % 1.00 % 0.00 %	1,103.73 0.00 84.29 % 0.00 %	85.00%
1-Jul-09 to 30-Jun-17	Non-Donor Project		0.00	0.00	0.00	0.00 %			
				0.00	0.00	0.00 %		Taka Release : 195.00 % of Allocation : 100.00 %	
889	4331-5170	Construction of Rubber Dam in Small and Medium Rivers in order to Increase the Food Productivity (LGED Component).	27,743.55 27,743.55 0.00	3,010.00 3,010.00 0.00	2,888.47 2,888.47 0.00	95.96 % 95.96 % 0.00 %	10.80 % 10.00 % 0.00 %	24,207.77 0.00 87.26 % 0.00 %	92.00%
1-Jul-09 to 30-Jun-17	Non-Donor Project		0.00	0.00	0.00	0.00 %			
				527.00	526.08	99.83 %		Taka Release : 3,010.00 % of Allocation : 100.00 %	
890	4331-5260	Second Corps Diversification Project.	20,514.94 9,649.34 10,865.60	4,200.00 2,020.00 2,180.00	4,195.03 2,015.03 2,180.00	99.88 % 99.75 % 100.00 %	20.47 % 20.47 % 100.00 %	17,561.06 9,286.92 85.60 % 85.47 %	90.29%
1-Jul-10 to 30-Jun-17	ADB		8,815.67	2,100.00	2,100.00	100.00 %			
				0.00	0.00	0.00 %		Taka Release : 2,020.00 % of Allocation : 100.00 %	

## Project-wise Implementation Status of the project under Ministry of Agriculture

Reporting Period: July 2015 To June 2016

RADP:2015-16

(Taka in Lakh)

SI No.	Ministry/Division Name Agency Name Project Code and Name		Project Cost	Target and Progress			Cumulative Progress upto Reporting Period		
				Financial		Physical (% of Total Project) A) Target B) Progress	Fin. Total PA (% of Projects Cost)	Physical Progress in %	
				Allocation	Expenditure				
Implementation Period	Development Partner	A) Total B) Taka C) PA D) RPA	A) Total B) Taka C) PA D) RPA E) CDVAT	A) Total B) Taka C) PA D) RPA E) CDVAT	% of Allocation				
1	2	3	4	5	6	7	8	9	
891	4331-5240	Development Project of Tuber Crops (DAE).	1,200.00 1,200.00 0.00	202.00 202.00 0.00	199.72 199.72 0.00	98.87 % 98.87 % 0.00 %	16.83 % 16.64 % 0.00 %	1,163.22 0.00 96.94 % 0.00 %	96.94 %
1-Jul-10	to 30-Jun-16	Non-Donor Project	0.00	0.00	0.00	0.00 %			
				0.00	0.00	0.00 %	<b>Taka Release :</b>	202.00	
							<b>% of Allocation :</b>	100.00 %	
892	4331-5012	Mujib Nagar Integrated Agriculture Developmen (DAE).	735.74 69.24 666.50 0.00	923.00 923.00 0.00 0.00	921.35 921.35 0.00 0.00	99.82 % 99.82 % 0.00 % 0.00 %	23.76 % 23.72 % 0.00 % 0.00 %	3,027.54 0.00 411.50 % 0.00 %	78.72 %
1-Jul-11	to 31-Dec-16	Non-Donor Project	0.00	0.00	0.00	0.00 %			
				0.00	0.00	0.00 %	<b>Taka Release :</b>	923.00	
							<b>% of Allocation :</b>	100.00 %	
893	4331-5360	Char Development and Settlement-4 (DAE Component).	735.74 69.24 666.50 666.50	171.00 16.00 155.00 0.00	162.02 16.00 146.02 0.00	94.75 % 100.00 % 94.21 % 0.00 %	23.24 % 21.23 % 0.00 % 0.00 %	666.73 621.90 90.62 % 93.31 %	90.62 %
1-Jul-11	to 30-Jun-16	IFAD	666.50	0.00	0.00	0.00 %			
				0.00	0.00	0.00 %	<b>Taka Release :</b>	16.00	
							<b>% of Allocation :</b>	100.00 %	

## Project-wise Implementation Status of the project under Ministry of Agriculture

Reporting Period: July 2015 To June 2016

RADP:2015-16

(Taka in Lakh)

SI No.	Ministry/Division Name Agency Name Project Code and Name		Project Cost	Target and Progress			Cumulative Progress upto Reporting Period		
				Financial		Physical (% of Total Project) A) Target B) Progress	Fin. Total PA (% of Projects Cost)	Physical Progress in %	
				Allocation	Expenditure				
Implementation Period	Development Partner	A) Total B) Taka C) PA D) RPA	A) Total B) Taka C) PA D) RPA E) CDVAT	A) Total B) Taka C) PA D) RPA E) CDVAT	% of Allocation				
1	2	3	4	5	6	7	8	9	
894	4331-5380	Integrated Agricultural Productivity Project (DAE Component).	12,219.89 6,035.75 6,184.14	2,599.00 1,375.00 1,224.00	2,467.48 1,243.70 1,223.78	94.94 % 90.45 % 99.98 %	21.26 % 20.39 % 97.62 % 99.92 %	11,929.08 6,179.14 97.62 % 99.92 %	99.60 %
1-Jul-11	to 31-Dec-16	GAFSP	0.00	0.00	0.00	0.00 %		Taka Release : 1,373.17 % of Allocation : 99.87 %	
895	4331-5400	Farmers Training for Transfer of Technology at Upazilla Level (2nd Phase).	17,879.00 17,879.00 0.00 0.00	2,879.00 2,879.00 0.00 0.00	2,871.11 2,871.11 0.00 0.00	99.73 % 99.73 % 0.00 % 0.00 %	17.68 % 17.68 % 0.00 % 0.00 %	16,824.50 0.00 94.10 % 0.00 %	99.00 %
1-Jul-11	to 30-Jun-17	Non-Donor Project	0.00	0.00	0.00	0.00 %		Taka Release : 2,879.00 % of Allocation : 100.00 %	
896	4331-5031	Food Security through Agriculture Production Diversified Sources of Income Venu Edition and makertiing in Bangladesh.	2,827.11 528.00 2,299.11 0.00	759.00 142.00 617.00 0.00	748.09 131.09 617.00 0.00	98.56 % 92.32 % 100.00 % 0.00 %	26.85 % 26.46 % 100.00 % 0.00 %	2,815.33 2,299.00 99.58 % 100.00 %	99.58 %
1-Jul-11	to 30-Jun-16	Italy	0.00	0.00	0.00	0.00 %		Taka Release : 142.00 % of Allocation : 100.00 %	



## Project-wise Implementation Status of the project under Ministry of Agriculture

Reporting Period: July 2015 To June 2016

RADP:2015-16

(Taka in Lakh)

SI No.	Ministry/Division Name Agency Name Project Code and Name		Project Cost	Target and Progress			Cumulative Progress upto Reporting Period		
				Financial		Physical (% of Total Project) A) Target B) Progress	Fin. Total PA (% of Projects Cost)	Physical Progress in %	
				Allocation	Expenditure				
1	Implementation Period	2	A) Total B) Taka C) PA D) RPA	A) Total B) Taka C) PA D) RPA E) CDVAT	A) Total B) Taka C) PA D) RPA E) CDVAT	% of Allocation	7	8	9
897	4331-5013	Strengthening the Bangladesh Phytosenitary Capabilities.	15,199.17 15,199.17 0.00 0.00	5,931.00 5,931.00 0.00 0.00	5,904.61 5,904.61 0.00 0.00	99.56 % 99.56 % 0.00 % 0.00 %	39.74 % 40.00 % 0.00 % 0.00 %	10,244.19 0.00 67.40 % 0.00 %	85.00 %
	1-Jul-12 to 30-Jun-18	Non-Donor Project						Taka Release : 5,931.00 % of Allocation : 100.00 %	
898	4331-5015	Pirojpur-Gopalganj-Bagerhat Integrated Agricultural Development (DAE Component).	3,453.00 3,453.00 0.00 0.00	1,000.00 1,000.00 0.00 0.00	974.94 974.94 0.00 0.00	97.49 % 97.49 % 0.00 % 0.00 %	31.00 % 30.00 % 0.00 % 0.00 %	2,162.45 0.00 62.63 % 0.00 %	71.00 %
	1-Jul-12 to 30-Jun-17	Non-Donor Project						Taka Release : 1,000.00 % of Allocation : 100.00 %	
899	4331-5014	Pirojpur-Gopalganj-Bagerhat Integrated Agricultural Development (PCU Component).	380.00 380.00 0.00 0.00	49.00 49.00 0.00 0.00	47.93 47.93 0.00 0.00	97.82 % 97.82 % 0.00 % 0.00 %	12.89 % 12.00 % 0.00 % 0.00 %	250.18 0.00 65.84 % 0.00 %	73.00 %
	1-Jul-12 to 30-Jun-17	Non-Donor Project						Taka Release : 49.00 % of Allocation : 100.00 %	

## Project-wise Implementation Status of the project under Ministry of Agriculture

Reporting Period: July 2015 To June 2016

RADP:2015-16

(Taka in Lakh)

SI No.	Ministry/Division Name Agency Name Project Code and Name		Project Cost	Target and Progress			Cumulative Progress upto Reporting Period		
				Financial		Physical (% of Total Project) A) Target B) Progress	Fin. Total PA (% of Projects Cost)	Physical Progress in %	
				Allocation	Expenditure				
1	2	3	4	5	6	7	8	9	
900	4331-5016	Eastern Integrated Agricultural Development Project (2nd Phase).	2,054.00 2,054.00 0.00	670.00 670.00 0.00	651.29 651.29 0.00	97.21 % 97.21 % 0.00 %	32.62 % 32.62 % 0.00 %	2,033.14 0.00 98.98 % 0.00 %	99.89 %
1-Jul-12	to 30-Jun-16	Non-Donor Project	0.00	0.00	0.00	0.00 %			
				0.00	0.00	0.00 %	<b>Taka Release :</b> <b>% of Allocation :</b>	670.00 100.00 %	
901	4331-5022	Agricultural Support for Smallholders in South-Western Region of Bangladesh (DAE Component).	7,846.00 1,983.00 5,863.00 5,863.00	1,900.00 224.00 1,676.00 1,676.00	1,883.16 216.12 1,667.04 1,667.04	99.11 % 96.48 % 99.47 % 99.47 %	24.22 % 24.01 % 40.67 % 42.02 %	3,191.21 2,463.71 40.67 % 42.02 %	40.68 %
1-Jul-13	to 30-Jun-18	IDB	5,863.00	1,676.00	1,667.04	99.47 %			
				0.00	0.00	0.00 %	<b>Taka Release :</b> <b>% of Allocation :</b>	224.00 100.00 %	
902	4331-5033	Agricultural Support for Smallholders in South-Western Region of Bangladesh (LGED Component).	6,134.64 517.64 5,617.00 5,617.00	976.00 56.00 920.00 920.00	975.91 55.91 920.00 920.00	99.99 % 99.84 % 100.00 % 100.00 %	15.90 % 15.00 % 17.55 % 16.38 %	1,076.69 920.00 17.55 % 16.38 %	18.00 %
1-Jul-13	to 30-Jun-18	IDB	5,617.00	920.00	920.00	100.00 %			
				0.00	0.00	0.00 %	<b>Taka Release :</b> <b>% of Allocation :</b>	56.00 100.00 %	

## Project-wise Implementation Status of the project under Ministry of Agriculture

Reporting Period: July 2015 To June 2016

RADP:2015-16

(Taka in Lakh)

SI No.	Ministry/Division Name Agency Name Project Code and Name		Project Cost	Target and Progress			Cumulative Progress upto Reporting Period		
				Financial		Physical (% of Total Project) A) Target B) Progress	Fin. Total PA (% of Projects Cost)	Physical Progress in %	
				Allocation	Expenditure				
1	Implementation Period	2 Development Partner	A) Total B) Taka C) PA D) RPA	A) Total B) Taka C) PA D) RPA E) CDVAT	A) Total B) Taka C) PA D) RPA E) CDVAT	% of Allocation	7	8	9
903	4331-5023	Transfer of Technology for Agricultural Production under Blue Gold Program.	1,180.00 164.00 1,016.00	140.00 27.00 113.00	135.92 26.47 109.45	97.09 % 98.04 % 96.86 %	11.86 % 11.52 %	453.67 361.00 38.45 % 35.53 %	33.71%
1-Jan-13 to 31-Dec-18	Netherlands		0.00	0.00	0.00	0.00 %			
				0.00	0.00	0.00 %	<b>Taka Release :</b>	27.00	
						0.00 %	<b>% of Allocation :</b>	100.00 %	
904	4331-5019	Enhancement of Crop Production through Farm Mechanization (Phase-2).	24,817.64 24,817.64 0.00	4,000.00 4,000.00 0.00	3,999.60 3,999.60 0.00	99.99 % 99.99 % 0.00 %	32.00 % 32.00 %	9,696.76 0.00 39.07 % 0.00 %	40.00%
1-Jul-13 to 30-Jun-18	Non-Donor Project		0.00	0.00	0.00	0.00 %			
				0.00	0.00	0.00 %	<b>Taka Release :</b>	4,000.00	
						0.00 %	<b>% of Allocation :</b>	100.00 %	
905	4331-5026	Citrus Development Project (DAE Component).	2,448.00 2,448.00 0.00	645.00 645.00 0.00	552.00 552.00 0.00	85.58 % 85.58 % 0.00 %	21.77 % 19.40 %	1,391.43 0.00 56.84 % 0.00 %	50.00%
1-Jul-13 to 30-Jun-18	Non-Donor Project		0.00	0.00	0.00	0.00 %			
				0.00	0.00	0.00 %	<b>Taka Release :</b>	620.00	
						0.00 %	<b>% of Allocation :</b>	96.12 %	

## Project-wise Implementation Status of the project under Ministry of Agriculture

Reporting Period: July 2015 To June 2016

RADP:2015-16

(Taka in Lakh)

SI No.	Ministry/Division Name Agency Name Project Code and Name		Project Cost	Target and Progress			Cumulative Progress upto Reporting Period		
				Financial		Physical (% of Total Project) A) Target B) Progress	Fin. Total PA (% of Projects Cost)	Physical Progress in %	
				Allocation	Expenditure				
Implementation Period	Development Partner	A) Total B) Taka C) PA D) RPA	A) Total B) Taka C) PA D) RPA E) CDVAT	A) Total B) Taka C) PA D) RPA E) CDVAT	% of Allocation				
1	2	3	4	5	6	7	8	9	
906	4331-5024	Safe Crop Production Project through Integrated Pest Management (IPM) Approach.	5,850.00 5,850.00 0.00	2,131.00 2,131.00 0.00	2,130.28 2,130.28 0.00	99.97 % 99.97 % 0.00 %	29.60 % 29.60 % 0.00 %	3,686.56 0.00 63.02 % 0.00 %	60.00 %
1-Jul-13 to 30-Jun-18	Non-Donor Project		0.00	0.00	0.00	0.00 %			
				0.00	0.00	0.00 %	<b>Taka Release :</b>	2,131.00	
							<b>% of Allocation :</b>	100.00 %	
907	4331-5027	Enhancement of Crop Production through Improved On-farm Water Management Technologies.	3,457.00 3,457.00 0.00	989.00 989.00 0.00	985.70 985.70 0.00	99.67 % 99.67 % 0.00 %	28.61 % 28.51 % 0.00 %	2,690.38 0.00 77.82 % 0.00 %	77.82 %
1-Jul-13 to 30-Jun-18	Non-Donor Project		0.00	0.00	0.00	0.00 %			
				0.00	0.00	0.00 %	<b>Taka Release :</b>	989.00	
							<b>% of Allocation :</b>	100.00 %	
908	4331-5032	Production, Storage and Distribution of Quality Seeds of Rice, Wheat & Jute at Farmers' Level Project (Phase-2).	11,250.00 11,250.00 0.00	2,655.00 2,655.00 0.00	2,646.96 2,646.96 0.00	99.70 % 99.70 % 0.00 %	23.50 % 23.00 % 0.00 %	4,346.94 0.00 38.64 % 0.00 %	48.64 %
1-Jul-13 to 30-Jun-18	Non-Donor Project		0.00	0.00	0.00	0.00 %			
				0.00	0.00	0.00 %	<b>Taka Release :</b>	2,655.00	
							<b>% of Allocation :</b>	100.00 %	

## Project-wise Implementation Status of the project under Ministry of Agriculture

Reporting Period: July 2015 To June 2016

RADP:2015-16

(Taka in Lakh)

SI No.	Ministry/Division Name Agency Name Project Code and Name		Project Cost	Target and Progress			Cumulative Progress upto Reporting Period		
				Financial		Physical (% of Total Project) A) Target B) Progress	Fin. Total PA (% of Projects Cost)	Physical Progress in %	
				Allocation	Expenditure				
Implementation Period	Development Partner	A) Total B) Taka C) PA D) RPA	A) Total B) Taka C) PA D) RPA E) CDVAT	A) Total B) Taka C) PA D) RPA E) CDVAT	% of Allocation				
1	2	3	4	5	6	7	8	9	
909	4331-5025	Production, Storage and Distribution of Quality Seeds of Pulse, Oil & Onion at Farmers' Level Project (Phase-2).	4,945.00 4,945.00 0.00	1,210.00 1,210.00 0.00	1,191.01 1,191.01 0.00	98.43 % 98.43 % 0.00 %	25.00 % 24.11 % 0.00 %	1,981.67 0.00 40.07 % 0.00 %	41.63 %
1-Jul-13 to 30-Jun-18	Non-Donor Project		0.00	0.00	0.00	0.00 %			
				0.00	0.00	0.00 %	<b>Taka Release :</b> <b>% of Allocation :</b>	1,210.00 100.00 %	
910	4331-5029	Establishment of two Agricultural Training Institutes at Bancharampur Upazilla of Brahmanbaria District and Satoria Upazilla of Manikgonj District.	6,336.00 6,336.00 0.00	1,568.00 1,568.00 0.00	1,566.86 1,566.86 0.00	99.93 % 99.93 % 0.00 %	29.62 % 29.00 % 0.00 %	2,777.03 0.00 43.83 % 0.00 %	46.00 %
1-Jul-13 to 30-Jun-18	Non-Donor Project		0.00	0.00	0.00	0.00 %			
				0.00	0.00	0.00 %	<b>Taka Release :</b> <b>% of Allocation :</b>	1,568.00 100.00 %	
911	4331-5034	Integrated Farm Management Part, Agricultural Production and Employment Program.	43,200.00 10,800.00 32,400.00 0.00	7,555.00 1,385.00 6,170.00 0.00	7,358.66 1,371.22 5,987.44 0.00	97.40 % 99.01 % 97.04 % 0.00 %	17.49 % 17.06 % 0.00 % 0.00 %	14,541.65 12,137.34 33.66 % 37.46 %	33.71 %
1-Jul-13 to 30-Jun-18	DANIDA			0.00	0.00	0.00 %			
				23.00	22.43	97.52 %	<b>Taka Release :</b> <b>% of Allocation :</b>	1,384.43 99.96 %	

## Project-wise Implementation Status of the project under Ministry of Agriculture

Reporting Period: July 2015 To June 2016

RADP:2015-16

(Taka in Lakh)

SI No.	Ministry/Division Name Agency Name Project Code and Name		Project Cost	Target and Progress			Cumulative Progress upto Reporting Period		
				Financial		Physical (% of Total Project) A) Target B) Progress	Fin. Total PA (% of Projects Cost)	Physical Progress in %	
				Allocation	Expenditure				
Implementation Period	Development Partner	A) Total B) Taka C) PA D) RPA	A) Total B) Taka C) PA D) RPA E) CDVAT	A) Total B) Taka C) PA D) RPA E) CDVAT	% of Allocation				
1	2	3	4	5	6	7	8	9	
912	4331-5036	Integrated Agricultural Approach for Ensuring Nutrition and Food Security Project (DAE Component).	7,300.00 7,300.00 0.00	2,100.00 2,100.00 0.00	2,087.19 2,087.19 0.00	99.39 % 99.39 % 0.00 %	40.00 % 40.00 % 0.00 %	2,491.76 0.00 34.13 % 0.00 %	46.13 %
1-Jul-14	to 30-Jun-19	Non-Donor Project	0.00	0.00	0.00	0.00 %			
							<b>Taka Release :</b>	2,091.50	
							<b>% of Allocation :</b>	99.60 %	
913	4331-5037	National Agricultural Technology Program (NATP-2) Preparation Facility Project (DAE Part).	35.50 35.50 0.00	14.00 14.00 0.00	13.89 13.89 0.00	99.21 % 99.21 % 0.00 %	29.00 % 29.00 % 0.00 %	27.44 0.00 77.30 % 0.00 %	100.00 %
1-Jan-15	to 30-Sep-15	Non-Donor Project	0.00	0.00	0.00	0.00 %			
							<b>Taka Release :</b>	14.00	
							<b>% of Allocation :</b>	100.00 %	
914	4331-5038	Increasing Cropping intensity at Sylhet region (DAE).	5,519.00 5,519.00 0.00	1,102.00 1,102.00 0.00	1,092.29 1,092.29 0.00	99.12 % 99.12 % 0.00 %	24.00 % 24.00 % 0.00 %	1,092.29 0.00 19.79 % 0.00 %	24.00 %
1-Jul-14	to 30-Jun-19	Non-Donor Project	0.00	0.00	0.00	0.00 %			
							<b>Taka Release :</b>	1,102.00	
							<b>% of Allocation :</b>	100.00 %	

## Project-wise Implementation Status of the project under Ministry of Agriculture

Reporting Period: July 2015 To June 2016

RADP:2015-16

(Taka in Lakh)

SI No.	Ministry/Division Name Agency Name Project Code and Name		Project Cost	Target and Progress			Cumulative Progress upto Reporting Period		
				Financial		Physical (% of Total Project) A) Target B) Progress	Fin. Total PA (% of Projects Cost)	Physical Progress in %	
				Allocation	Expenditure				
1	2	3	4	5	6	7	8	9	
915	4331-5039	Year Round Fruit Production for Nutrition Improvement Project.	19,500.62	3,000.00	2,976.11	99.20 %	15.00 %	2,976.11	14.00 %
			19,500.62	3,000.00	2,976.11	99.20 %	14.00 %	0.00	
			0.00	0.00	0.00	0.00 %		15.26 %	
			0.00	0.00	0.00	0.00 %		0.00 %	
1-Jul-15	to 30-Jun-20	Non-Donor Project	0.00	0.00	0.00	0.00 %			
				0.00	0.00	0.00 %			
								Taka Release :	3,000.00
								% of Allocation :	100.00 %
<b>Executing Agency Total</b>			256,071.03	52,573.00	51,820.98	98.57 %			
			190,493.18	39,518.00	38,970.25	98.61 %			
			65,577.85	13,055.00	12,850.73	98.44 %			
			20,962.17	4,696.00	4,687.04	99.81 %			
				550.00	548.51	99.73 %			
								Taka Release :	39,482.10
								% of Allocation :	99.91 %
<b>Agricultural Education and Training</b>									
916	4336-5000	Strengthening the National Agricultural Training Academy.	4,827.00	170.00	152.70	89.82 %	3.50 %	152.70	3.00 %
			4,827.00	170.00	152.70	89.82 %	3.00 %	0.00	
			0.00	0.00	0.00	0.00 %		3.16 %	
			0.00	0.00	0.00	0.00 %		0.00 %	
1-Jul-15	to 30-Jun-20	Non-Donor Project	0.00	0.00	0.00	0.00 %			
				0.00	0.00	0.00 %			
								Taka Release :	170.00
								% of Allocation :	100.00 %

## Project-wise Implementation Status of the project under Ministry of Agriculture

Reporting Period: July 2015 To June 2016

RADP:2015-16

(Taka in Lakh)

SI No.	Ministry/Division Name Agency Name Project Code and Name		Project Cost	Target and Progress			Cumulative Progress upto Reporting Period	
				Financial		Physical (% of Total Project) A) Target B) Progress	Fin. Total PA (% of Projects Cost)	Physical Progress in %
				Allocation	Expenditure			
Implementation Period	Development Partner	A) Total B) Taka C) PA D) RPA	A) Total B) Taka C) PA D) RPA E) CDVAT	A) Total B) Taka C) PA D) RPA E) CDVAT	% of Allocation			
1	2	3	4	5	6	7	8	9

<b>Executing Agency Total</b>	4,827.00	170.00	152.70	89.82 %	<b>Taka Release :</b>	170.00
	4,827.00	170.00	152.70	89.82 %	<b>% of Allocation :</b>	<b>100.00 %</b>
	0.00	0.00	0.00	0.00 %		
	0.00	0.00	0.00	0.00 %		

**Seed Certification Agency**

917	4338-5010	Integrated Agricultural Productivity Project ( SCA Component).	637.09	152.00	145.61	95.80 %	23.86 %	145.61	23.00 %
			281.17	70.00	66.74	95.34 %	23.00 %	78.87	
			355.92	82.00	78.87	96.18 %		22.86 %	
1-Jul-15	to 30-Jun-16	<b>GAFSP</b>	355.92	82.00	78.87	96.18 %		22.16 %	
				0.00	0.00	0.00 %	<b>Taka Release :</b>	70.00	
							<b>% of Allocation :</b>	100.00 %	

<b>Executing Agency Total</b>	637.09	152.00	145.61	95.80 %	<b>Taka Release :</b>	70.00
	281.17	70.00	66.74	95.34 %	<b>% of Allocation :</b>	<b>100.00 %</b>
	355.92	82.00	78.87	96.18 %		
	355.92	82.00	78.87	96.18 %		
		0.00	0.00	0.00 %		

**Cotton Development Board**



## Project-wise Implementation Status of the project under Ministry of Agriculture

Reporting Period: July 2015 To June 2016

RADP:2015-16

(Taka in Lakh)

SI No.	Ministry/Division Name Agency Name Project Code and Name		Project Cost	Target and Progress			Cumulative Progress upto Reporting Period		
				Financial		Physical (% of Total Project) A) Target B) Progress	Fin. Total PA (% of Projects Cost)	Physical Progress in %	
				Allocation	Expenditure				
Implementation Period	Development Partner	A) Total B) Taka C) PA D) RPA	A) Total B) Taka C) PA D) RPA E) CDVAT	A) Total B) Taka C) PA D) RPA E) CDVAT	% of Allocation				
1	2	3	4	5	6	7	8	9	
918	4339-5010	Strengthening the Research Activities of Cotton Development Board Project.	1,661.52 1,661.52 0.00	349.00 349.00 0.00	347.16 347.16 0.00	99.47 % 99.47 % 0.00 %	21.00 % 20.89 % 0.00 %	1,640.37 0.00 98.73 % 0.00 %	98.72 %
1-Jul-11 to 30-Jun-16	Non-Donor Project		0.00	0.00	0.00	0.00 %			
				0.00	0.00	0.00 %	<b>Taka Release :</b> <b>% of Allocation :</b>	349.00 100.00 %	
919	4339-5011	Expansion of Cotton Cultivation Project (Phase-1).	10,500.00 10,500.00 0.00	1,877.00 1,877.00 0.00	1,865.38 1,865.38 0.00	99.38 % 99.38 % 0.00 %	17.88 % 17.77 % 0.00 %	2,377.84 0.00 22.65 % 0.00 %	22.65 %
1-Jul-14 to 30-Jun-18	Non-Donor Project		0.00	0.00	0.00	0.00 %			
				0.00	0.00	0.00 %	<b>Taka Release :</b> <b>% of Allocation :</b>	1,877.00 100.00 %	
<b>Executing Agency Total</b>			12,161.52 12,161.52 0.00 0.00	2,226.00 2,226.00 0.00 0.00	2,212.54 2,212.54 0.00 0.00	99.40 % 99.40 % 0.00 % 0.00 %	<b>Taka Release :</b> <b>% of Allocation :</b>	2,226.00 100.00 %	

Department of Agricultural Marketing

## Project-wise Implementation Status of the project under Ministry of Agriculture

Reporting Period: July 2015 To June 2016

RADP:2015-16

(Taka in Lakh)

SI No.	Ministry/Division Name Agency Name Project Code and Name		Project Cost	Target and Progress			Cumulative Progress upto Reporting Period		
				Financial		Physical (% of Total Project) A) Target B) Progress	Fin. Total PA (% of Projects Cost)	Physical Progress in %	
				Allocation	Expenditure				
Implementation Period	Development Partner	A) Total B) Taka C) PA D) RPA	A) Total B) Taka C) PA D) RPA E) CDVAT	A) Total B) Taka C) PA D) RPA E) CDVAT	% of Allocation				
1	2	3	4	5	6	7	8	9	
920	4343-5010	Mujib Nagar Integrated Agricultural Development (DMM).	849.00 849.00 0.00 0.00	82.00 82.00 0.00 0.00	81.30 81.30 0.00 0.00	99.15 % 99.15 % 0.00 % 0.00 %	8.50 % 8.42 % 0.00 % 0.00 %	825.22 0.00 97.20 % 0.00 %	85.51 %
1-Jul-11 to 30-Jun-17	Non-Donor Project		0.00	0.00	0.00	0.00 %			
				0.00	0.00	0.00 %	<b>Taka Release :</b>	82.00	
							<b>% of Allocation :</b>	100.00 %	
921	4343-5012	Integrated Agricultural Development Project in Pirojpur-Gopalganj-Bagerhat (DAM Component).	1,009.00 1,009.00 0.00 0.00	383.00 383.00 0.00 0.00	377.75 377.75 0.00 0.00	98.63 % 98.63 % 0.00 % 0.00 %	37.44 % 37.44 % 0.00 % 0.00 %	607.49 0.00 60.21 % 0.00 %	60.21 %
1-Jul-12 to 30-Jun-17	Non-Donor Project		0.00	0.00	0.00	0.00 %			
				0.00	0.00	0.00 %	<b>Taka Release :</b>	383.00	
							<b>% of Allocation :</b>	100.00 %	
922	4343-5013	Increasing Cropping intensity at Sylhet region (DMM).	1,378.00 1,378.00 0.00 0.00	85.00 85.00 0.00 0.00	84.88 84.88 0.00 0.00	99.86 % 99.86 % 0.00 % 0.00 %	6.16 % 6.15 % 0.00 % 0.00 %	84.88 0.00 6.16 % 0.00 %	6.15 %
1-Mar-15 to 30-Jun-19	Non-Donor Project		0.00	0.00	0.00	0.00 %			
				0.00	0.00	0.00 %	<b>Taka Release :</b>	85.00	
							<b>% of Allocation :</b>	100.00 %	

## Project-wise Implementation Status of the project under Ministry of Agriculture

Reporting Period: July 2015 To June 2016

RADP:2015-16

(Taka in Lakh)

SI No.	Ministry/Division Name Agency Name Project Code and Name		Project Cost	Target and Progress			Cumulative Progress upto Reporting Period		
				Financial		Physical (% of Total Project) A) Target B) Progress	Fin. Total PA (% of Projects Cost)	Physical Progress in %	
	Allocation	Expenditure							
	Implementation Period	Development Partner	A) Total B) Taka C) PA D) RPA	A) Total B) Taka C) PA D) RPA E) CDVAT	A) Total B) Taka C) PA D) RPA E) CDVAT	% of Allocation			
	1	2	3	4	5	6	7	8	9

<b>Executing Agency Total</b>	3,236.00	550.00	543.93	98.90 %	<b>Taka Release :</b>	550.00
	3,236.00	550.00	543.93	98.90 %	<b>% of Allocation :</b>	100.00 %
	0.00	0.00	0.00	0.00 %		
	0.00	0.00	0.00	0.00 %		

**Soil Research and Other Research Facilities**

923	4345-5014 Pirojpur-Gopalganj-Bagerhat Integrated Agricultural Development (SRDI Component).		1,365.67	333.00	332.82	99.95 %	24.37 %	1,079.29	80.00 %
			1,365.67	333.00	332.82	99.95 %	24.37 %	0.00	
			0.00	0.00	0.00	0.00 %		79.03 %	
			0.00	0.00	0.00	0.00 %		0.00 %	
1-Jul-12 to 30-Jun-17	Non-Donor Project		0.00	0.00	0.00	0.00 %			
				0.00	0.00	0.00 %		<b>Taka Release :</b>	333.00
					0.00	0.00 %		<b>% of Allocation :</b>	100.00 %
924	4345-5012 Soil Resources Management and Farmers Services.		2,190.13	377.00	374.09	99.23 %	17.21 %	2,178.78	100.00 %
			2,190.13	377.00	374.09	99.23 %	17.21 %	0.00	
			0.00	0.00	0.00	0.00 %		99.48 %	
			0.00	0.00	0.00	0.00 %		0.00 %	
1-Jul-12 to 30-Jun-16	Non-Donor Project		0.00	0.00	0.00	0.00 %			
				0.00	0.00	0.00 %		<b>Taka Release :</b>	377.00
					0.00	0.00 %		<b>% of Allocation :</b>	100.00 %

## Project-wise Implementation Status of the project under Ministry of Agriculture

Reporting Period: July 2015 To June 2016

RADP:2015-16

(Taka in Lakh)

SI No.	Ministry/Division Name Agency Name Project Code and Name		Project Cost	Target and Progress			Cumulative Progress upto Reporting Period		
				Allocation	Financial		Physical (% of Total Project) A) Target B) Progress	Fin. Total PA (% of Projects Cost)	Physical Progress in %
					A) Total B) Taka C) PA D) RPA E) CDVAT	A) Total B) Taka C) PA D) RPA E) CDVAT			
1	2	3	4	5	6	7	8	9	
925	4345-5013	Establishment of Fertilizer Testing Laboratory and Research Centre.	4,451.28 4,451.28 0.00 0.00	1,556.00 1,556.00 0.00 0.00	1,550.68 1,550.68 0.00 0.00	99.66 % 99.66 % 0.00 % 0.00 %	34.00 % 34.00 % 89.18 % 0.00 %	3,969.44 0.00 89.18 % 0.00 %	95.00 %
1-Jul-12	to 31-Dec-16	Non-Donor Project	0.00	0.00	0.00	0.00 %			
							Taka Release : % of Allocation :	1,556.00 100.00 %	
<b>Executing Agency Total</b>			8,007.08 8,007.08 0.00 0.00	2,266.00 2,266.00 0.00 0.00	2,257.59 2,257.59 0.00 0.00	99.63 % 99.63 % 0.00 % 0.00 %		Taka Release : % of Allocation :	2,266.00 100.00 %
<b>Barindra Multipurpose Development Agency</b>									
926	4305-7630	Deep Tubewell Installation Project (2nd Phase).	27,403.96 27,403.96 0.00 0.00	4,549.00 4,549.00 0.00 0.00	4,548.45 4,548.45 0.00 0.00	99.99 % 99.99 % 0.00 % 0.00 %	16.60 % 16.60 % 84.88 % 0.00 %	23,259.93 0.00 84.88 % 0.00 %	85.50 %
1-Jan-10	to 30-Jun-18	Non-Donor Project	0.00	0.00	0.00	0.00 %			
							Taka Release : % of Allocation :	4,549.00 100.00 %	

## Project-wise Implementation Status of the project under Ministry of Agriculture

Reporting Period: July 2015 To June 2016

RADP:2015-16

(Taka in Lakh)

SI No.	Ministry/Division Name Agency Name Project Code and Name		Project Cost	Target and Progress			Cumulative Progress upto Reporting Period		
				Financial		Physical (% of Total Project) A) Target B) Progress	Fin. Total PA (% of Projects Cost)	Physical Progress in %	
				Allocation	Expenditure				
Implementation Period	Development Partner	A) Total B) Taka C) PA D) RPA	A) Total B) Taka C) PA D) RPA E) CDVAT	A) Total B) Taka C) PA D) RPA E) CDVAT	% of Allocation				
1	2	3	4	5	6	7	8	9	
927	4305-7790 Marketing the Agricultural Products through Development of Rural Communication Project (1st revised).		33,695.69 33,695.69 0.00	9,000.00 9,000.00 0.00	8,999.70 8,999.70 0.00	100.00 % 100.00 % 0.00 %	21.84 % 21.84 % 0.00 %	26,598.45 0.00 78.94 % 0.00 %	79.49 %
1-Oct-10 to 30-Jun-18	Non-Donor Project		0.00	0.00	0.00	0.00 %			
				0.00	0.00	0.00 %	Taka Release : % of Allocation :	9,000.00 100.00 %	
928	4305-7850 Panchagar, Thakurgaon, Dinajpur and Joypurhat Integrated Development Project.		23,225.45 23,225.45 0.00	5,000.00 5,000.00 0.00	4,996.00 4,996.00 0.00	99.92 % 99.92 % 0.00 %	21.14 % 21.12 % 0.00 %	18,660.31 0.00 80.34 % 0.00 %	80.50 %
1-Jul-10 to 30-Jun-17	Non-Donor Project		0.00	0.00	0.00	0.00 %			
				0.00	0.00	0.00 %	Taka Release : % of Allocation :	5,000.00 100.00 %	
929	4305-8041 Barind Rain Water Conservation & Irrigation Project (second phase) (1st revised).		20,409.00 20,409.00 0.00	3,800.00 3,800.00 0.00	3,797.38 3,797.38 0.00	99.93 % 99.93 % 0.00 %	18.79 % 18.79 % 0.00 %	13,796.56 0.00 67.60 % 0.00 %	72.45 %
1-Mar-11 to 30-Jun-17	Non-Donor Project		0.00	0.00	0.00	0.00 %			
				0.00	0.00	0.00 %	Taka Release : % of Allocation :	3,800.00 100.00 %	

## Project-wise Implementation Status of the project under Ministry of Agriculture

Reporting Period: July 2015 To June 2016

RADP:2015-16

(Taka in Lakh)

SI No.	Ministry/Division Name Agency Name Project Code and Name		Project Cost	Target and Progress			Cumulative Progress upto Reporting Period		
				Financial		Physical (% of Total Project) A) Target B) Progress	Fin. Total PA (% of Projects Cost)	Physical Progress in %	
				Allocation	Expenditure				
Implementation Period	Development Partner	A) Total B) Taka C) PA D) RPA	A) Total B) Taka C) PA D) RPA E) CDVAT	A) Total B) Taka C) PA D) RPA E) CDVAT	% of Allocation				
1	2	3	4	5	6	7	8	9	
930	4305-5022	Irrigation Program through Surface Water Augmentation.	4,060.94 4,060.94 0.00 0.00	1,933.00 1,933.00 0.00 0.00	1,931.46 1,931.46 0.00 0.00	99.92 % 99.92 % 0.00 % 0.00 %	46.87 % 46.85 % 0.00 % 0.00 %	4,060.08 0.00 99.98 % 0.00 %	100.00 %
1-Jul-13 to 30-Jun-16	Non-Donor Project		0.00	0.00	0.00	0.00 %			
				0.00	0.00	0.00 %	<b>Taka Release :</b> <b>% of Allocation :</b>	1,932.32 99.96 %	
931	4305-5027	Rehabilitation of Old DTW in Rajshahi, Naogaon and Chapai Nawabgonj District.	7,724.90 7,724.90 0.00 0.00	2,400.00 2,400.00 0.00 0.00	2,400.00 2,400.00 0.00 0.00	100.00 % 100.00 % 0.00 % 0.00 %	34.29 % 32.45 % 0.00 % 0.00 %	4,933.27 0.00 63.86 % 0.00 %	66.74 %
1-Feb-14 to 31-Dec-17	Non-Donor Project		0.00	0.00	0.00	0.00 %			
				0.00	0.00	0.00 %	<b>Taka Release :</b> <b>% of Allocation :</b>	2,400.00 100.00 %	
932	4305-5026	Smart Card Based Pre-paid Pump Usages and Enerty Measuring (PPUEM) System (Phase-2).	1,908.82 1,908.82 0.00 0.00	450.00 450.00 0.00 0.00	449.08 449.08 0.00 0.00	99.80 % 99.80 % 0.00 % 0.00 %	23.52 % 23.52 % 0.00 % 0.00 %	1,847.68 0.00 96.80 % 0.00 %	100.00 %
1-Mar-14 to 30-Jun-16	Non-Donor Project		0.00	0.00	0.00	0.00 %			
				0.00	0.00	0.00 %	<b>Taka Release :</b> <b>% of Allocation :</b>	449.86 99.97 %	

## Project-wise Implementation Status of the project under Ministry of Agriculture

Reporting Period: July 2015 To June 2016

RADP:2015-16

(Taka in Lakh)

SI No.	Ministry/Division Name Agency Name Project Code and Name		Project Cost	Target and Progress			Cumulative Progress upto Reporting Period		
				Financial		Physical (% of Total Project) A) Target B) Progress	Fin. Total PA (% of Projects Cost)	Physical Progress in %	
				Allocation	Expenditure				
Implementation Period	Development Partner	A) Total B) Taka C) PA D) RPA	A) Total B) Taka C) PA D) RPA E) CDVAT	A) Total B) Taka C) PA D) RPA E) CDVAT	% of Allocation				
1	2	3	4	5	6	7	8	9	
933	4305-5038	Extension of Irrigation in Barind Area through Conservation of Water in Canal.	12,523.00 12,523.00 0.00	3,100.00 3,100.00 0.00	3,098.65 3,098.65 0.00	99.96 % 99.96 % 0.00 %	33.17 % 33.13 % 0.00 %	3,398.53 0.00 27.14 % 0.00 %	36.11%
1-Jan-15 to 31-Dec-17	Non-Donor Project		0.00	0.00	0.00	0.00 %			
				0.00	0.00	0.00 %	<b>Taka Release :</b>	3,100.00	
							<b>% of Allocation :</b>	100.00 %	
934	4305-5046	Farmer training programs , supply and production of standard seed for crop production.	986.23 986.23 0.00	388.00 388.00 0.00	329.10 329.10 0.00	84.82 % 84.82 % 0.00 %	39.38 % 46.22 % 0.00 %	329.10 0.00 33.37 % 0.00 %	46.22%
1-Jul-15 to 30-Jun-20	Non-Donor Project		0.00	0.00	0.00	0.00 %			
				0.00	0.00	0.00 %	<b>Taka Release :</b>	340.50	
							<b>% of Allocation :</b>	87.76 %	
935	4305-5049	Expansion of Irrigation Facilities by Increasing Availability of surface water and removing water logging in Naogaon District.	7,912.50 7,912.50 0.00	1,100.00 1,100.00 0.00	1,100.00 1,100.00 0.00	100.00 % 100.00 % 0.00 %	15.29 % 15.29 % 0.00 %	1,100.00 0.00 13.90 % 0.00 %	15.29%
1-Jul-15 to 30-Jun-19	Non-Donor Project		0.00	0.00	0.00	0.00 %			
				0.00	0.00	0.00 %	<b>Taka Release :</b>	1,100.00	
							<b>% of Allocation :</b>	100.00 %	

## Project-wise Implementation Status of the project under Ministry of Agriculture

Reporting Period: July 2015 To June 2016

RADP:2015-16

(Taka in Lakh)

SI No.	Ministry/Division Name Agency Name Project Code and Name		Project Cost	Target and Progress			Cumulative Progress upto Reporting Period		
				Financial		Physical (% of Total Project) A) Target B) Progress	Fin. Total PA (% of Projects Cost)	Physical Progress in %	
				Allocation	Expenditure				
1	2	3	4	5	6	7	8	9	
936	4305-5051	Enhancement of Irrigation Efficiency Through Construction of Sub-surface Irrigation Channel.	13,616.20 13,616.20 0.00	1,379.00 1,379.00 0.00	1,379.00 1,379.00 0.00	100.00 % 100.00 % 0.00 %	10.13 % 10.13 % 0.00 %	1,379.00 0.00 10.13 % 0.00 %	10.13 %
1-Jul-15	to 30-Jun-19	Non-Donor Project	0.00	0.00	0.00	0.00 %			
				0.00	0.00	0.00 %		Taka Release : 1,379.00 % of Allocation : 100.00 %	
<b>Executing Agency Total</b>			153,466.69	33,099.00	33,028.82	99.79 %		Taka Release : 33,050.68 % of Allocation : 99.85 %	
			153,466.69	33,099.00	33,028.82	99.79 %			
			0.00	0.00	0.00	0.00 %			
			0.00	0.00	0.00	0.00 %			
<b>Bangladesh Agricultural Research Institute</b>									
937	4305-5076	Continuation and Expansion of Pesticides Research in Pesticide Analytical Laboratory at BARI.	859.00 859.00 0.00	96.00 96.00 0.00	95.76 95.76 0.00	99.75 % 99.75 % 0.00 %	11.00 % 11.00 % 0.00 %	857.00 0.00 99.77 % 0.00 %	100.00 %
1-Jul-11	to 30-Jun-16	Non-Donor Project	0.00	0.00	0.00	0.00 %			
				0.00	0.00	0.00 %		Taka Release : 95.76 % of Allocation : 99.75 %	



## Project-wise Implementation Status of the project under Ministry of Agriculture

Reporting Period: July 2015 To June 2016

RADP:2015-16

(Taka in Lakh)

SI No.	Ministry/Division Name Agency Name Project Code and Name		Project Cost	Target and Progress			Cumulative Progress upto Reporting Period		
				Financial		Physical (% of Total Project) A) Target B) Progress	Fin. Total PA (% of Projects Cost)	Physical Progress in %	
				Allocation	Expenditure				
Implementation Period	Development Partner	A) Total B) Taka C) PA D) RPA	A) Total B) Taka C) PA D) RPA E) CDVAT	A) Total B) Taka C) PA D) RPA E) CDVAT	% of Allocation				
1	2	3	4	5	6	7	8	9	
938	4305-7740	Tuber Crops Development Project (BARI Part).	3,355.48 3,355.48 0.00	301.00 301.00 0.00	300.51 300.51 0.00	99.84 % 99.84 % 0.00 %	9.00 % 9.00 % 0.00 %	3,219.48 0.00 95.95 % 0.00 %	97.00 %
1-Jul-10	to 30-Jun-16	Non-Donor Project	0.00	0.00	0.00	0.00 %			
				0.00	0.00	0.00 %		Taka Release : 301.00 % of Allocation : 100.00 %	
939	4305-8885	Enhancing Quality Seed Supply (BARI).	6,208.91 1,443.20 4,765.71	2,029.00 333.00 1,696.00	1,949.70 333.00 1,616.70	96.09 % 100.00 % 95.32 %	32.00 % 32.00 %	5,743.87 4,300.87 92.51 % 90.25 %	93.00 %
1-Jul-11	to 31-Dec-16	IDB	904.98	256.00	190.58	74.45 %			
				0.00	0.00	0.00 %		Taka Release : 333.00 % of Allocation : 100.00 %	
940	4305-5012	Mujib Nagar Integrated Agricultural Development (BARI).	665.23 665.23 0.00	150.00 150.00 0.00	150.00 150.00 0.00	100.00 % 100.00 % 0.00 %	22.00 % 22.00 %	650.29 0.00 97.75 % 0.00 %	108.00 %
1-Jul-11	to 30-Jun-17	Non-Donor Project	0.00	0.00	0.00	0.00 %			
				0.00	0.00	0.00 %		Taka Release : 150.00 % of Allocation : 100.00 %	

## Project-wise Implementation Status of the project under Ministry of Agriculture

Reporting Period: July 2015 To June 2016

RADP:2015-16

(Taka in Lakh)

SI No.	Ministry/Division Name Agency Name Project Code and Name		Project Cost	Target and Progress			Cumulative Progress upto Reporting Period		
				Financial		Physical (% of Total Project) A) Target B) Progress	Fin. Total PA (% of Projects Cost)	Physical Progress in %	
				Allocation	Expenditure				
Implementation Period	Development Partner	A) Total B) Taka C) PA D) RPA	A) Total B) Taka C) PA D) RPA E) CDVAT	A) Total B) Taka C) PA D) RPA E) CDVAT	% of Allocation				
1	2	3	4	5	6	7	8	9	
941	4305-5220 Integrated Agricultural Productivity Project (2nd Revised) ( BARI Component).		2,009.00	548.00	547.04	99.82 %	27.00 %	1,974.66	93.00 %
			281.00	79.00	79.00	100.00 %	27.00 %	1,694.46	
			1,728.00	469.00	468.04	99.80 %		98.29 %	
1-Jul-11 to 31-Dec-16	GAFSP		1,728.00	469.00	468.04	99.80 %		98.06 %	
				0.00	0.00	0.00 %			
							<b>Taka Release :</b>	79.00	
							<b>% of Allocation :</b>	100.00 %	
942	4305-5015 Pirojpur-Gopalganj-Bagerhat Integrated Agricultural Development (BARI Component).		704.00	163.00	162.15	99.48 %	30.00 %	413.15	64.00 %
			704.00	163.00	162.15	99.48 %	30.00 %	0.00	
			0.00	0.00	0.00	0.00 %		58.69 %	
1-Jul-12 to 30-Jun-17	Non-Donor Project		0.00	0.00	0.00	0.00 %		0.00 %	
				0.00	0.00	0.00 %			
							<b>Taka Release :</b>	163.00	
							<b>% of Allocation :</b>	100.00 %	
943	4305-5018 Development and Extension of Research and Research Infrastructure of BARI.		17,354.00	5,500.00	5,500.00	100.00 %	34.00 %	10,800.00	67.00 %
			17,354.00	5,500.00	5,500.00	100.00 %	34.00 %	0.00	
			0.00	0.00	0.00	0.00 %		62.23 %	
1-Jan-12 to 30-Jun-17	Non-Donor Project		0.00	0.00	0.00	0.00 %		0.00 %	
				0.00	0.00	0.00 %			
							<b>Taka Release :</b>	5,500.00	
							<b>% of Allocation :</b>	100.00 %	

## Project-wise Implementation Status of the project under Ministry of Agriculture

Reporting Period: July 2015 To June 2016

RADP:2015-16

(Taka in Lakh)

SI No.	Ministry/Division Name Agency Name Project Code and Name		Project Cost	Target and Progress			Cumulative Progress upto Reporting Period		
				Financial		Physical (% of Total Project) A) Target B) Progress	Fin. Total PA (% of Projects Cost)	Physical Progress in %	
				Allocation	Expenditure				
Implementation Period	Development Partner	A) Total B) Taka C) PA D) RPA	A) Total B) Taka C) PA D) RPA E) CDVAT	A) Total B) Taka C) PA D) RPA E) CDVAT	% of Allocation				
1	2	3	4	5	6	7	8	9	
944	4305-5023	Citrus Development Project (BARI Component).	1,323.00 1,323.00 0.00	500.00 500.00 0.00	500.00 500.00 0.00	100.00 % 100.00 % 0.00 %	37.00 % 37.00 % 0.00 %	900.00 0.00 68.03 % 0.00 %	62.00 %
1-Jul-13	to 30-Jun-18	Non-Donor Project	0.00	0.00	0.00	0.00 %			
							<b>Taka Release :</b>	500.00	
							<b>% of Allocation :</b>	100.00 %	
945	4305-5037	Rain water Harvesting in Hilly Creeks/Charas to Restore Sustainable Agriculture-Based Livelihoods in Hilly Areas of Chittagong Hill Tracts.	245.00 0.00 245.00 0.00	86.00 0.00 86.00 0.00	85.69 0.00 85.69 0.00	99.64 % 0.00 % 99.64 % 0.00 %	35.00 % 35.00 %	244.69 244.69 99.87 % 99.87 %	100.00 %
1-Jan-15	to 30-Jun-16	FAO	0.00	0.00	0.00	0.00 %			
							<b>Taka Release :</b>	0.00	
							<b>% of Allocation :</b>	0.00 %	
946	4305-5000	Improvement and Quality Seed Production of Wheat and Maize (2nd phase).	2,333.00 2,333.00 0.00 0.00	500.00 500.00 0.00 0.00	500.00 500.00 0.00 0.00	100.00 % 100.00 % 0.00 % 0.00 %	21.00 % 21.00 %	500.00 0.00 21.43 % 0.00 %	21.00 %
1-Jul-15	to 30-Jun-20	Non-Donor Project	0.00	0.00	0.00	0.00 %			
							<b>Taka Release :</b>	500.00	
							<b>% of Allocation :</b>	100.00 %	

## Project-wise Implementation Status of the project under Ministry of Agriculture

Reporting Period: July 2015 To June 2016

RADP:2015-16

(Taka in Lakh)

SI No.	Ministry/Division Name Agency Name Project Code and Name		Project Cost	Target and Progress			Cumulative Progress upto Reporting Period		
				Financial		Physical (% of Total Project) A) Target B) Progress	Fin. Total PA (% of Projects Cost)	Physical Progress in %	
				Allocation	Expenditure				
1	2	3	4	5	6	7	8	9	
947	4305-5002	Strengthening of Oilseed and Pulses Research and Development in Bangladesh.	2,364.00 2,364.00 0.00	32.00 32.00 0.00	24.00 24.00 0.00	75.00 % 75.00 % 0.00 %	1.51 % 1.51 % 0.00 %	24.00 0.00 1.02 % 0.00 %	1.51%
1-Apr-16	to 30-Jun-21	Non-Donor Project	0.00	0.00	0.00	0.00 %			
				0.00	0.00	0.00 %		Taka Release : 24.00 % of Allocation : 75.00 %	
<b>Executing Agency Total</b>			37,420.62 30,681.91 6,738.71 2,632.98	9,905.00 7,654.00 2,251.00 725.00	9,814.85 7,644.42 2,170.43 658.62 0.00	99.09 % 99.87 % 96.42 % 90.84 % 0.00 %		Taka Release : 7,645.76 % of Allocation : 99.89 %	
<b>Bangladesh Agriculture Development Corporation</b>									
948	4305-7440	Construction of Rubber Dam in Small and Medium Rivers for Increasing of Food Productivity (BADC Component).	6,434.00 6,434.00 0.00	1,412.00 1,412.00 0.00	1,381.10 1,381.10 0.00	97.81 % 97.81 % 0.00 %	21.00 % 21.00 % 0.00 %	5,982.20 0.00 92.98 % 0.00 %	93.00%
1-Jul-09	to 30-Jun-17	Non-Donor Project	0.00	0.00	0.00	0.00 %			
				0.00	0.00	0.00 %		Taka Release : 1,412.00 % of Allocation : 100.00 %	

## Project-wise Implementation Status of the project under Ministry of Agriculture

Reporting Period: July 2015 To June 2016

RADP:2015-16

(Taka in Lakh)

SI No.	Ministry/Division Name Agency Name Project Code and Name		Project Cost	Target and Progress			Cumulative Progress upto Reporting Period		
				Financial		Physical (% of Total Project) A) Target B) Progress	Fin. Total PA (% of Projects Cost)	Physical Progress in %	
				Allocation	Expenditure				
Implementation Period	Development Partner	A) Total B) Taka C) PA D) RPA	A) Total B) Taka C) PA D) RPA E) CDVAT	A) Total B) Taka C) PA D) RPA E) CDVAT	% of Allocation				
1	2	3	4	5	6	7	8	9	
949	4305-7730	Tuber Crops Development Project (BADC).	27,972.36 27,972.36 0.00	9,181.00 9,181.00 0.00	8,948.86 8,948.86 0.00	97.47 % 97.47 % 0.00 %	43.00 % 43.00 % 0.00 %	27,523.33 0.00 98.39 % 0.00 %	100.00 %
1-Jul-10 to 30-Jun-16	Non-Donor Project		0.00	0.00	0.00	0.00 %			
				0.00	0.00	0.00 %	<b>Taka Release :</b>	9,181.00	
						0.00 %	<b>% of Allocation :</b>	100.00 %	
950	4305-7750	Project Activating inoperable Deep Tube wells of BADC for Irrigation.	15,069.00 15,069.00 0.00	2,950.00 2,950.00 0.00	2,946.42 2,946.42 0.00	99.88 % 99.88 % 0.00 %	19.57 % 19.00 % 0.00 %	2,946.42 0.00 19.55 % 0.00 %	19.00 %
1-Jul-10 to 30-Jun-16	Non-Donor Project		0.00	0.00	0.00	0.00 %			
				0.00	0.00	0.00 %	<b>Taka Release :</b>	2,950.00	
						0.00 %	<b>% of Allocation :</b>	100.00 %	
951	4305-8884	Enhancing Quality Seed Supply (BADC).	23,003.75 5,343.00 17,660.75 2,611.91	6,622.00 880.00 5,742.00 721.00	7,041.69 880.00 6,161.69 721.00	106.34 % 100.00 % 107.31 % 100.00 %	14.00 % 14.00 % 85.99 % 84.84 %	19,781.70 14,983.94 85.99 % 84.84 %	66.00 %
1-Jan-11 to 31-Dec-16	IDB			0.00	0.00	0.00 %			
						0.00 %	<b>Taka Release :</b>	880.00	
						0.00 %	<b>% of Allocation :</b>	100.00 %	

## Project-wise Implementation Status of the project under Ministry of Agriculture

Reporting Period: July 2015 To June 2016

RADP:2015-16

(Taka in Lakh)

SI No.	Ministry/Division Name Agency Name Project Code and Name		Project Cost	Target and Progress			Cumulative Progress upto Reporting Period		
				Financial		Physical (% of Total Project) A) Target B) Progress	Fin. Total PA (% of Projects Cost)	Physical Progress in %	
				Allocation	Expenditure				
Implementation Period	Development Partner	A) Total B) Taka C) PA D) RPA	A) Total B) Taka C) PA D) RPA E) CDVAT	A) Total B) Taka C) PA D) RPA E) CDVAT	% of Allocation				
1	2	3	4	5	6	7	8	9	
952	4305-8911	Mujibnagar Integrated Agricultural Development (BADC)).	14,930.78 14,930.78 0.00	2,500.00 2,500.00 0.00	2,499.01 2,499.01 0.00	99.96 % 99.96 % 0.00 %	18.00 % 18.00 % 0.00 %	9,876.64 0.00 66.15 % 0.00 %	68.00 %
1-Jul-11 to 30-Jun-17	Non-Donor Project		0.00	0.00	0.00	0.00 %			
				0.00	0.00	0.00 %	<b>Taka Release :</b> <b>% of Allocation :</b>	2,500.00 100.00 %	
953	4305-5081	Pabna - Natore - Sirajgonj Small Irrigation Development Project (Phase 3).	16,636.10 16,636.10 0.00	2,950.00 2,950.00 0.00	2,930.89 2,930.89 0.00	99.35 % 99.35 % 0.00 %	17.73 % 17.00 % 0.00 %	13,392.59 0.00 80.50 % 0.00 %	80.00 %
1-Mar-11 to 30-Jun-17	Non-Donor Project		0.00	0.00	0.00	0.00 %			
				0.00	0.00	0.00 %	<b>Taka Release :</b> <b>% of Allocation :</b>	2,950.00 100.00 %	
954	4305-5230	Integrated Agricultural Productivity Project ( BADC - Seed + Water Management Component).	11,040.30 4,923.71 6,116.59	2,874.00 2,020.00 854.00	2,840.86 2,004.11 836.75	98.85 % 99.21 % 97.98 %	25.00 % 25.00 % 0.00 %	10,607.39 5,939.40 96.08 % 97.10 %	100.00 %
1-Jul-11 to 31-Dec-16	GAFSP		6,116.59	854.00	836.75	97.98 %			
				0.00	0.00	0.00 %	<b>Taka Release :</b> <b>% of Allocation :</b>	2,020.00 100.00 %	

## Project-wise Implementation Status of the project under Ministry of Agriculture

Reporting Period: July 2015 To June 2016

RADP:2015-16

(Taka in Lakh)

SI No.	Ministry/Division Name Agency Name Project Code and Name		Project Cost	Target and Progress			Cumulative Progress upto Reporting Period		
				Financial		Physical (% of Total Project) A) Target B) Progress	Fin. Total PA (% of Projects Cost)	Physical Progress in %	
				Allocation	Expenditure				
Implementation Period	Development Partner	A) Total B) Taka C) PA D) RPA	A) Total B) Taka C) PA D) RPA E) CDVAT	A) Total B) Taka C) PA D) RPA E) CDVAT	% of Allocation				
1	2	3	4	5	6	7	8	9	
955	4305-7018	Establishment of a Seed Multiplication in Southern Coastal Region (Barisal and Patuakhali).	21,240.65 21,240.65 0.00	4,063.00 4,063.00 0.00	4,061.13 4,061.13 0.00	99.95 % 99.95 % 0.00 %	40.00 % 39.86 % 0.00 %	14,254.77 0.00 67.11 % 0.00 %	89.86 %
1-Jan-12 to 30-Jun-17	Non-Donor Project		0.00	0.00	0.00	0.00 %			
				0.00	0.00	0.00 %	<b>Taka Release :</b>	4,063.00	
						0.00 %	<b>% of Allocation :</b>	100.00 %	
956	4305-5014	Pirojpur-Gopalganj-Bagerhat Integrated Agricultural Development (BADC Component).	13,968.00 13,968.00 0.00	4,500.00 4,500.00 0.00	4,498.89 4,498.89 0.00	99.98 % 99.98 % 0.00 %	33.00 % 32.00 % 0.00 %	7,523.60 0.00 53.86 % 0.00 %	57.00 %
1-Jul-12 to 30-Jun-17	Non-Donor Project		0.00	0.00	0.00	0.00 %			
				0.00	0.00	0.00 %	<b>Taka Release :</b>	4,500.00	
						0.00 %	<b>% of Allocation :</b>	100.00 %	
957	4305-5019	Eastern Region Integrated Command Area Development.	11,188.20 11,188.20 0.00	3,600.00 3,600.00 0.00	3,579.63 3,579.63 0.00	99.43 % 99.43 % 0.00 %	32.00 % 30.00 % 0.00 %	9,239.16 0.00 82.58 % 0.00 %	85.00 %
1-Jan-13 to 30-Jun-17	Non-Donor Project		0.00	0.00	0.00	0.00 %			
				0.00	0.00	0.00 %	<b>Taka Release :</b>	3,600.00	
						0.00 %	<b>% of Allocation :</b>	100.00 %	

## Project-wise Implementation Status of the project under Ministry of Agriculture

Reporting Period: July 2015 To June 2016

RADP:2015-16

(Taka in Lakh)

SI No.	Ministry/Division Name Agency Name Project Code and Name		Project Cost	Target and Progress			Cumulative Progress upto Reporting Period		
				Financial		Physical (% of Total Project) A) Target B) Progress	Fin. Total PA (% of Projects Cost)	Physical Progress in %	
				Allocation	Expenditure				
Implementation Period	Development Partner	A) Total B) Taka C) PA D) RPA	A) Total B) Taka C) PA D) RPA E) CDVAT	A) Total B) Taka C) PA D) RPA E) CDVAT	% of Allocation				
1	2	3	4	5	6	7	8	9	
958	4305-5025	Maintenance, Rehabilitation of BADC's Existing Fertilizer Godowns and Strengthening of Fertilizer Management Activities Project (1st Revised).	13,430.90 13,430.90 0.00	3,000.00 3,000.00 0.00	3,000.00 3,000.00 0.00	100.00 % 100.00 % 0.00 %	22.33 % 22.00 % 0.00 %	5,577.00 0.00 41.52 % 0.00 %	42.00 %
1-Jul-13 to 30-Jun-18	Non-Donor Project		0.00	0.00	0.00	0.00 %			
				0.00	0.00	0.00 %	<b>Taka Release :</b> <b>% of Allocation :</b>	3,000.00 100.00 %	
959	4305-5028	Establishment of Pulse and Oil Seed Multiplication Farm and Seed Processing Centre at Subarnachar in Noakhali District.	3,204.56 3,204.56 0.00	1,050.00 1,050.00 0.00	1,047.43 1,047.43 0.00	99.76 % 99.76 % 0.00 %	29.00 % 29.00 % 0.00 %	2,173.02 0.00 67.81 % 0.00 %	91.81 %
1-Feb-14 to 30-Jun-18	Non-Donor Project		0.00	0.00	0.00	0.00 %			
				0.00	0.00	0.00 %	<b>Taka Release :</b> <b>% of Allocation :</b>	1,050.00 100.00 %	
960	4305-5029	Irrigation Expansion in Poverty Prone Areas under Greater Rangpur District through Modern Minor Irrigation Practices.	3,422.00 3,422.00 0.00	1,041.00 1,041.00 0.00	1,038.88 1,038.88 0.00	99.80 % 99.80 % 0.00 %	30.42 % 30.00 % 0.00 %	2,740.72 0.00 80.09 % 0.00 %	76.00 %
1-Jul-13 to 30-Jun-17	Non-Donor Project		0.00	0.00	0.00	0.00 %			
				0.00	0.00	0.00 %	<b>Taka Release :</b> <b>% of Allocation :</b>	1,041.00 100.00 %	



## Project-wise Implementation Status of the project under Ministry of Agriculture

Reporting Period: July 2015 To June 2016

RADP:2015-16

(Taka in Lakh)

SI No.	Ministry/Division Name Agency Name Project Code and Name		Project Cost	Target and Progress			Cumulative Progress upto Reporting Period		
				Financial		Physical (% of Total Project) A) Target B) Progress	Fin. Total PA (% of Projects Cost)	Physical Progress in %	
				Allocation	Expenditure				
Implementation Period	Development Partner	A) Total B) Taka C) PA D) RPA	A) Total B) Taka C) PA D) RPA E) CDVAT	A) Total B) Taka C) PA D) RPA E) CDVAT	% of Allocation				
1	2	3	4	5	6	7	8	9	
961	4305-5033	Surface Water Irrigation Rehabilitation in the Southern Delta Region (Barisal District) of Bangladesh.	1,280.00 0.00 1,280.00	423.00 0.00 423.00	349.00 0.00 349.00	82.51 % 0.00 % 82.51 %	33.00 % 30.00 % 77.48 %	991.75 991.75 77.48 %	85.00 %
1-Jul-14 to 30-Jun-16	USAID		0.00 0.00 0.00	0.00 0.00 0.00	0.00 0.00 0.00	0.00 % 0.00 % 0.00 %			
							<b>Taka Release :</b>	0.00	
							<b>% of Allocation :</b>	0.00 %	
962	4305-5035	Sylhet Division Minor Irrigation Development Project.	13,806.00 13,806.00 0.00 0.00	4,000.00 4,000.00 0.00 0.00	3,974.17 3,974.17 0.00 0.00	99.35 % 99.35 % 0.00 % 0.00 %	28.00 % 27.00 % 39.98 % 0.00 %	5,519.28 0.00 39.98 % 0.00 %	38.00 %
1-Oct-14 to 30-Jun-19	Non-Donor Project		0.00 0.00 0.00	0.00 0.00 0.00	0.00 0.00 0.00	0.00 % 0.00 % 0.00 %			
							<b>Taka Release :</b>	4,000.00	
							<b>% of Allocation :</b>	100.00 %	
963	4305-5042	Barisal Division Minor Irrigation Development Project.	10,117.70 10,117.70 0.00 0.00	2,000.00 2,000.00 0.00 0.00	1,985.27 1,985.27 0.00 0.00	99.26 % 99.26 % 0.00 % 0.00 %	19.76 % 19.00 % 19.62 % 0.00 %	1,985.27 0.00 19.62 % 0.00 %	19.00 %
1-Apr-15 to 30-Jun-19	Non-Donor Project		0.00 0.00 0.00	0.00 0.00 0.00	0.00 0.00 0.00	0.00 % 0.00 % 0.00 %			
							<b>Taka Release :</b>	2,000.00	
							<b>% of Allocation :</b>	100.00 %	

## Project-wise Implementation Status of the project under Ministry of Agriculture

Reporting Period: July 2015 To June 2016

RADP:2015-16

(Taka in Lakh)

SI No.	Ministry/Division Name Agency Name Project Code and Name		Project Cost	Target and Progress			Cumulative Progress upto Reporting Period		
				Financial		Physical (% of Total Project) A) Target B) Progress	Fin. Total PA (% of Projects Cost)	Physical Progress in %	
				Allocation	Expenditure				
Implementation Period	Development Partner	A) Total B) Taka C) PA D) RPA	A) Total B) Taka C) PA D) RPA E) CDVAT	A) Total B) Taka C) PA D) RPA E) CDVAT	% of Allocation				
1	2	3	4	5	6	7	8	9	
964	4305-5045	Cropping Intensity in Sylhet Region Project (BADC).	588.00 588.00 0.00 0.00	230.00 230.00 0.00 0.00	182.38 182.38 0.00 0.00	79.30 % 79.30 % 0.00 % 0.00 %	39.00 % 39.00 % 31.02 % 0.00 %	182.38 0.00 31.02 % 0.00 %	39.00 %
1-Mar-15 to 30-Jun-19	Non-Donor Project		0.00	0.00	0.00	0.00 %			
				0.00	0.00	0.00 %	<b>Taka Release :</b> <b>% of Allocation :</b>	230.00 100.00 %	
965	4305-5047	Production and Development of High Quality seed of Rice, wheat and maize.	35,345.00 35,345.00 0.00 0.00	6,900.00 6,900.00 0.00 0.00	6,884.11 6,884.11 0.00 0.00	99.77 % 99.77 % 0.00 % 0.00 %	19.52 % 19.00 % 19.48 % 0.00 %	6,884.11 0.00 19.48 % 0.00 %	19.00 %
1-Jul-15 to 30-Jun-20	Non-Donor Project		0.00	0.00	0.00	0.00 %			
				0.00	0.00	0.00 %	<b>Taka Release :</b> <b>% of Allocation :</b>	6,900.00 100.00 %	
966	4305-5043	Development, Multiplication and Quality Assesment of Agricultural Seeds through Bio-technology and Dissemination of the Technology.	2,024.80 2,024.80 0.00 0.00	374.00 374.00 0.00 0.00	373.00 373.00 0.00 0.00	99.73 % 99.73 % 0.00 % 0.00 %	16.57 % 16.00 % 18.42 % 0.00 %	373.00 0.00 18.42 % 0.00 %	16.00 %
1-Mar-15 to 31-Mar-18	Non-Donor Project		0.00	0.00	0.00	0.00 %			
				0.00	0.00	0.00 %	<b>Taka Release :</b> <b>% of Allocation :</b>	374.00 100.00 %	

## Project-wise Implementation Status of the project under Ministry of Agriculture

Reporting Period: July 2015 To June 2016

RADP:2015-16

(Taka in Lakh)

SI No.	Ministry/Division Name Agency Name Project Code and Name		Project Cost	Target and Progress			Cumulative Progress upto Reporting Period		
				Financial		Physical (% of Total Project) A) Target B) Progress	Fin. Total PA (% of Projects Cost)	Physical Progress in %	
				Allocation	Expenditure				
Implementation Period	Development Partner	A) Total B) Taka C) PA D) RPA	A) Total B) Taka C) PA D) RPA E) CDVAT	A) Total B) Taka C) PA D) RPA E) CDVAT	% of Allocation	A) Target B) Progress	Fin. Total PA (% of Projects Cost)	Physical Progress in %	
1	2	3	4	5	6	7	8	9	
967	4305-5052	Strengthening sustainable nutrition security through the production of pulses and oilseeds.	14,847.00 14,847.00 0.00	1,500.00 1,500.00 0.00	1,496.59 1,496.59 0.00	99.77 % 99.77 % 0.00 %	8.90 % 8.00 % 0.00 %	1,496.59 0.00 10.08 % 0.00 %	8.00 %
1-Jul-15 to 30-Jun-20	Non-Donor Project		0.00	0.00	0.00	0.00 %			
				0.00	0.00	0.00 %		Taka Release : 1,500.00 % of Allocation : 100.00 %	
968	4305-5055	Expresuib of irrigation through utilization of surface water by double lifting-3rd phase.	11,873.00 11,873.00 0.00	1,600.00 1,600.00 0.00	1,596.77 1,596.77 0.00	99.80 % 99.80 % 0.00 %	13.47 % 13.00 % 0.00 %	1,596.77 0.00 13.45 % 0.00 %	13.00 %
1-Jul-15 to 30-Jun-20	Non-Donor Project		0.00	0.00	0.00	0.00 %			
				0.00	0.00	0.00 %		Taka Release : 1,600.00 % of Allocation : 100.00 %	
969	4305-5056	Ashuganj Palash Agro-Irrigation (5th stage).	2,090.00 2,090.00 0.00	260.00 260.00 0.00	259.55 259.55 0.00	99.83 % 99.83 % 0.00 %	12.44 % 12.44 % 0.00 %	259.55 0.00 12.42 % 0.00 %	12.44 %
1-Jul-15 to 30-Jun-20	Non-Donor Project		0.00	0.00	0.00	0.00 %			
				0.00	0.00	0.00 %		Taka Release : 260.00 % of Allocation : 100.00 %	

## Project-wise Implementation Status of the project under Ministry of Agriculture

Reporting Period: July 2015 To June 2016

RADP:2015-16

(Taka in Lakh)

SI No.	Ministry/Division Name Agency Name Project Code and Name		Project Cost	Target and Progress			Cumulative Progress upto Reporting Period		
				Financial		Physical (% of Total Project) A) Target B) Progress	Fin. Total PA (% of Projects Cost)	Physical Progress in %	
				Allocation	Expenditure				
1	2	3	4	5	6	7	8	9	
970	4305-5003	Construction of rubber dams to increase the use of water for agricultural production on Earth Surface.	17,200.00 17,200.00 0.00	290.00 290.00 0.00	290.00 290.00 0.00	100.00 % 100.00 % 0.00 %	2.00 % 2.00 % 0.00 %	290.00 0.00 1.69 % 0.00 %	2.00 %
1-Jan-16 to 30-Jun-20	Non-Donor Project		0.00	0.00	0.00	0.00 %			
				0.00	0.00	0.00 %		Taka Release : 290.00 % of Allocation : 100.00 %	
971	4305-5044	Development and Modernization of existing seed production, processing and distribution arrangements of BADC.	23,189.00 23,189.00 0.00	3,413.00 3,413.00 0.00	3,406.67 3,406.67 0.00	99.81 % 99.81 % 0.00 %	14.71 % 14.00 % 0.00 %	3,406.67 0.00 14.69 % 0.00 %	14.00 %
1-Apr-15 to 30-Jun-18	Non-Donor Project		0.00	0.00	0.00	0.00 %			
				0.00	0.00	0.00 %		Taka Release : 3,413.00 % of Allocation : 100.00 %	
<b>Executing Agency Total</b>			313,901.10	66,733.00	66,612.30	99.82 %		Taka Release : 59,714.00 % of Allocation : 100.00 %	
			288,843.76	59,714.00	59,264.86	99.25 %			
			25,057.34	7,019.00	7,347.44	104.68 %			
			8,728.50	1,575.00	1,557.75	98.90 %			
				0.00	0.00	0.00 %			

**Bangladesh Institute of Nuclear Agriculture**

## Project-wise Implementation Status of the project under Ministry of Agriculture

Reporting Period: July 2015 To June 2016

RADP:2015-16

(Taka in Lakh)

SI No.	Ministry/Division Name Agency Name Project Code and Name		Project Cost	Target and Progress			Cumulative Progress upto Reporting Period		
				Financial		Physical (% of Total Project) A) Target B) Progress	Fin. Total PA (% of Projects Cost)	Physical Progress in %	
				Allocation	Expenditure				
1	2	3	4	5	6	7	8	9	
972	4305-7660	Strengthening Research Activities and Sub-Stations Development of BINA.	12,774.93	1,243.00	1,042.97	83.91 %	8.16 %	12,316.20	96.40%
			12,774.93	1,243.00	1,042.97	83.91 %	8.16 %	0.00	
			0.00	0.00	0.00	0.00 %		96.41 %	
			0.00	0.00	0.00	0.00 %	0.00 %		
1-May-10 to 30-Jun-16	Non-Donor Project		0.00	0.00	0.00	0.00 %			
				0.00	0.00	0.00 %			
							<b>Taka Release :</b>	1,043.00	
							<b>% of Allocation :</b>	83.91 %	
	<b>Executing Agency Total</b>		12,774.93	1,243.00	1,042.97	83.91 %			
			12,774.93	1,243.00	1,042.97	83.91 %			
			0.00	0.00	0.00	0.00 %			
			0.00	0.00	0.00	0.00 %			
				0.00	0.00	0.00 %			
							<b>Taka Release :</b>	1,043.00	
							<b>% of Allocation :</b>	83.91 %	
<b>Bangladesh Jute Research Institute</b>									
973	4305-8450	Applied and Basic Research of Jute Affairs.	11,820.00	1,700.00	1,699.91	99.99 %	15.00 %	7,512.32	67.00%
			11,820.00	1,700.00	1,699.91	99.99 %	15.00 %	0.00	
			0.00	0.00	0.00	0.00 %		63.56 %	
			0.00	0.00	0.00	0.00 %		0.00 %	
1-Sep-10 to 30-Jun-18	Non-Donor Project		0.00	0.00	0.00	0.00 %			
				0.00	0.00	0.00 %			
							<b>Taka Release :</b>	1,700.00	
							<b>% of Allocation :</b>	100.00 %	

## Project-wise Implementation Status of the project under Ministry of Agriculture

Reporting Period: July 2015 To June 2016

RADP:2015-16

(Taka in Lakh)

SI No.	Ministry/Division Name Agency Name Project Code and Name		Project Cost	Target and Progress			Cumulative Progress upto Reporting Period		
				Financial		Physical (% of Total Project) A) Target B) Progress	Fin. Total PA (% of Projects Cost)	Physical Progress in %	
				Allocation	Expenditure				
1	2	3	4	5	6	7	8	9	
	Implementation Period	Development Partner	A) Total B) Taka C) PA D) RPA	A) Total B) Taka C) PA D) RPA E) CDVAT	A) Total B) Taka C) PA D) RPA E) CDVAT	% of Allocation			
974	4305-5039	Development and dissemination of Agricultural Technologies of Jute and allied fiber crops.	2,139.00 2,139.00 0.00	535.00 535.00 0.00	534.35 534.35 0.00	99.88 % 99.88 % 0.00 %	24.00 % 24.00 % 24.98 % 0.00 %	534.35 0.00 24.98 % 0.00 %	24.00 % 24.00 % 24.98 % 0.00 %
1-Jan-15 to 30-Jun-18	Non-Donor Project		0.00	0.00	0.00	0.00 %			
				0.00	0.00	0.00 %	<b>Taka Release :</b> <b>% of Allocation :</b>	535.00 100.00 %	
<b>Executing Agency Total</b>			13,959.00 13,959.00 0.00 0.00	2,235.00 2,235.00 0.00 0.00	2,234.26 2,234.26 0.00 0.00	99.97 % 99.97 % 0.00 % 0.00 %	<b>Taka Release :</b> <b>% of Allocation :</b>	2,235.00 100.00 %	
<b>Bangladesh Rice Research Institute</b>									
975	4305-8886	Enhancing Quality Seed Supply (BRRRI).	5,652.34 438.10 5,214.24 453.99	1,765.00 124.00 1,641.00 203.00	1,765.00 124.00 1,641.00 203.00	100.00 % 100.00 % 100.00 % 100.00 %	29.28 % 29.28 % 92.69 %	5,270.59 4,832.96 93.25 % 92.69 %	97.86 %
1-Jan-11 to 31-Dec-16	IDB			0.00	0.00	0.00 %	<b>Taka Release :</b> <b>% of Allocation :</b>	124.00 100.00 %	

## Project-wise Implementation Status of the project under Ministry of Agriculture

Reporting Period: July 2015 To June 2016

RADP:2015-16

(Taka in Lakh)

SI No.	Ministry/Division Name Agency Name Project Code and Name		Project Cost	Target and Progress			Cumulative Progress upto Reporting Period		
				Financial		Physical (% of Total Project) A) Target B) Progress	Fin. Total PA (% of Projects Cost)	Physical Progress in %	
				Allocation	Expenditure				
Implementation Period	Development Partner	A) Total B) Taka C) PA D) RPA	A) Total B) Taka C) PA D) RPA E) CDVAT	A) Total B) Taka C) PA D) RPA E) CDVAT	% of Allocation	A) Target B) Progress	Fin. Total PA (% of Projects Cost)	Physical Progress in %	
1	2	3	4	5	6	7	8	9	
976	4305-8912	Mujib Nagar Integrated Agricultural Development (BRR).	970.00	200.00	199.98	99.99 %	7.53 %	795.31	100.00 %
			970.00	200.00	199.98	99.99 %	7.53 %	0.00	
			0.00	0.00	0.00	0.00 %		81.99 %	
			0.00	0.00	0.00	0.00 %		0.00 %	
1-Jul-11	to 30-Jun-17	Non-Donor Project	0.00	0.00	0.00	0.00 %			
				0.00	0.00	0.00 %			
							<b>Taka Release :</b>	200.00	
							<b>% of Allocation :</b>	100.00 %	
977	4305-5210	Integrated Agricultural Productivity Project ( BRR Component).	1,908.49	400.00	395.59	98.90 %	20.05 %	1,888.17	100.00 %
			323.50	60.00	60.00	100.00 %	20.05 %	1,564.63	
			1,584.99	340.00	335.59	98.70 %		98.94 %	
			1,584.99	340.00	335.59	98.70 %		98.72 %	
1-Jul-11	to 31-Dec-16	GAFSP		0.00	0.00	0.00 %			
							<b>Taka Release :</b>	60.00	
							<b>% of Allocation :</b>	100.00 %	
978	4305-5016	Pirojpur-Gopalgonj-Bagerhat Integrated Agricultural Development (BRR Component).	760.00	190.00	189.95	99.97 %	7.56 %	546.41	96.22 %
			760.00	190.00	189.95	99.97 %	7.56 %	0.00	
			0.00	0.00	0.00	0.00 %		71.90 %	
			0.00	0.00	0.00	0.00 %		0.00 %	
1-Jul-12	to 30-Jun-17	Non-Donor Project	0.00	0.00	0.00	0.00 %			
				0.00	0.00	0.00 %			
							<b>Taka Release :</b>	190.00	
							<b>% of Allocation :</b>	100.00 %	

## Project-wise Implementation Status of the project under Ministry of Agriculture

Reporting Period: July 2015 To June 2016

RADP:2015-16

(Taka in Lakh)

SI No.	Ministry/Division Name Agency Name Project Code and Name		Project Cost	Target and Progress			Cumulative Progress upto Reporting Period	
				Financial		Physical (% of Total Project) A) Target B) Progress	Fin. Total PA (% of Projects Cost)	Physical Progress in %
				Allocation	Expenditure			
Implementation Period	Development Partner	A) Total B) Taka C) PA D) RPA	A) Total B) Taka C) PA D) RPA E) CDVAT	A) Total B) Taka C) PA D) RPA E) CDVAT	% of Allocation			
1	2	3	4	5	6	7	8	9

**Executing Agency Total**

9,290.83	2,555.00	2,550.52	99.82 %
2,491.60	574.00	573.93	99.99 %
6,799.23	1,981.00	1,976.59	99.78 %
2,038.98	543.00	538.59	99.19 %
	0.00	0.00	0.00 %

<b>Taka Release :</b>	574.00
<b>% of Allocation :</b>	100.00 %

**Bangladesh Sugarcane Research Institute**

979	4305-5077	Create Employment Opportunities of Char Dwellers in Greater Rangpur District through Sugarcane Cultivation.	821.00	139.00	138.58	99.70 %	21.00 %	820.58	100.00 %
			821.00	139.00	138.58	99.70 %	21.00 %	0.00	
			0.00	0.00	0.00	0.00 %		99.95 %	
			0.00	0.00	0.00	0.00 %		0.00 %	

1-Jul-11 to 30-Jun-16

Non-Donor Project

0.00	0.00	0.00	0.00 %
0.00	0.00	0.00	0.00 %

<b>Taka Release :</b>	138.58
<b>% of Allocation :</b>	99.70 %

980	4305-5048	Strengthening of Integrated Research program of Bangladesh Sugarcane Research Institute.	6,317.00	430.00	427.16	99.34 %	14.00 %	427.16	14.00 %
			6,317.00	430.00	427.16	99.34 %	14.00 %	0.00	
			0.00	0.00	0.00	0.00 %		6.76 %	
			0.00	0.00	0.00	0.00 %		0.00 %	

1-Jul-15 to 30-Jun-20

Non-Donor Project

0.00	0.00	0.00	0.00 %
0.00	0.00	0.00	0.00 %

<b>Taka Release :</b>	430.00
<b>% of Allocation :</b>	100.00 %



## Project-wise Implementation Status of the project under Ministry of Agriculture

Reporting Period: July 2015 To June 2016

RADP:2015-16

(Taka in Lakh)

SI No.	Ministry/Division Name Agency Name Project Code and Name		Project Cost	Target and Progress			Cumulative Progress upto Reporting Period		
				Financial		Physical (% of Total Project) A) Target B) Progress	Fin. Total PA (% of Projects Cost)	Physical Progress in %	
	Allocation	Expenditure							
	Implementation Period	Development Partner	A) Total B) Taka C) PA D) RPA	A) Total B) Taka C) PA D) RPA E) CDVAT	A) Total B) Taka C) PA D) RPA E) CDVAT	% of Allocation			
	1	2	3	4	5	6	7	8	9

<b>Executing Agency Total</b>	7,138.00	569.00	565.74	99.43 %	<b>Taka Release :</b>	568.58
	7,138.00	569.00	565.74	99.43 %	<b>% of Allocation :</b>	99.93 %
	0.00	0.00	0.00	0.00 %		
	0.00	0.00	0.00	0.00 %		

**Bangladesh Agriculture Research Council (BARC)**

981	4305-5036 National Agricultural Technology Program (NATP-2) Preparation Facility Project (BARC Part).		24.02	6.00	6.00	100.00 %	23.00 %	22.02	100.00 %
			24.02	6.00	6.00	100.00 %	23.00 %	0.00	
			0.00	0.00	0.00	0.00 %		91.67 %	
			0.00	0.00	0.00	0.00 %		0.00 %	
1-Jan-15 to 30-Sep-15	Non-Donor Project		0.00	0.00	0.00	0.00 %			
				0.00	0.00	0.00 %			
							<b>Taka Release :</b>	6.00	
							<b>% of Allocation :</b>	100.00 %	
982	4305-5041 Adaptation to Climate Change and Rehabilitation of Livelihood in Selected Districts of South Bangladesh.		5,285.00	1.00	0.00	0.00 %	0.00 %	0.00	0.00 %
			15.00	1.00	0.00	0.00 %	0.00 %	0.00	
			5,270.00	0.00	0.00	0.00 %		0.00 %	
			0.00	0.00	0.00	0.00 %		0.00 %	
1-Jul-14 to 30-Jun-16	GIZ			0.00	0.00	0.00 %			
				0.00	0.00	0.00 %			
							<b>Taka Release :</b>	0.00	
							<b>% of Allocation :</b>	0.00 %	

## Project-wise Implementation Status of the project under Ministry of Agriculture

Reporting Period: July 2015 To June 2016

RADP:2015-16

(Taka in Lakh)

SI No.	Ministry/Division Name Agency Name Project Code and Name		Project Cost	Target and Progress			Cumulative Progress upto Reporting Period		
				Allocation	Financial		Physical (% of Total Project) A) Target B) Progress	Fin. Total PA (% of Projects Cost)	Physical Progress in %
					A) Total B) Taka C) PA D) RPA E) CDVAT	A) Total B) Taka C) PA D) RPA E) CDVAT			
1	2	3	4	5	6	7	8	9	

<b>Executing Agency Total</b>	5,309.02	7.00	6.00	85.71 %	<b>Taka Release :</b>	6.00
	39.02	7.00	6.00	85.71 %	<b>% of Allocation :</b>	85.71 %
	5,270.00	0.00	0.00	0.00 %		
	0.00	0.00	0.00	0.00 %		
		0.00	0.00	0.00 %		

**Bangladesh Institute of Research and Training on Applied Nutrition****(BIRTAN)**

983	4305-5020	Infrastructure Construction and Strengthening Training & Research Capacity of Bangladesh Institute of Research and Training on Applied Nutrition (BIRTAN).	17,820.00	3,500.00	3,497.70	99.93 %	19.65 %	5,657.43	31.78 %
			17,820.00	3,500.00	3,497.70	99.93 %	19.65 %	0.00	
			0.00	0.00	0.00	0.00 %		31.75 %	
			0.00	0.00	0.00	0.00 %		0.00 %	
1-Jul-13	to 30-Jun-17	Non-Donor Project						<b>Taka Release :</b>	3,500.00
								<b>% of Allocation :</b>	100.00 %
984	4305-5034	Integrated Agricultural Approach for Ensuring Nutrition and Food Security Project (BIRTAN Phase).	700.00	133.00	132.05	99.29 %	19.00 %	132.05	19.00 %
			700.00	133.00	132.05	99.29 %	19.00 %	0.00	
			0.00	0.00	0.00	0.00 %		18.86 %	
			0.00	0.00	0.00	0.00 %		0.00 %	
1-Jul-14	to 30-Jun-19	Non-Donor Project						<b>Taka Release :</b>	133.00
								<b>% of Allocation :</b>	100.00 %

## Project-wise Implementation Status of the project under Ministry of Agriculture

Reporting Period: July 2015 To June 2016

RADP:2015-16

(Taka in Lakh)

SI No.	Ministry/Division Name Agency Name Project Code and Name		Project Cost	Target and Progress			Cumulative Progress upto Reporting Period	
				Financial		Physical (% of Total Project) A) Target B) Progress	Fin. Total PA (% of Projects Cost)	Physical Progress in %
				Allocation	Expenditure			
Implementation Period	Development Partner	A) Total B) Taka C) PA D) RPA	A) Total B) Taka C) PA D) RPA E) CDVAT	A) Total B) Taka C) PA D) RPA E) CDVAT	% of Allocation			
1	2	3	4	5	6	7	8	9

<b>Executing Agency Total</b>	18,520.00	3,633.00	3,629.75	99.91 %	<b>Taka Release :</b>	3,633.00
	18,520.00	3,633.00	3,629.75	99.91 %	<b>% of Allocation :</b>	100.00 %
	0.00	0.00	0.00	0.00 %		
	0.00	0.00	0.00	0.00 %		

**Agriculture Policy Support Unit (APSU)**

985	4301-5001	Orienting Agriculture towards improve Nutrition and Women's Empowerment .	700.00	385.00	365.67	94.98 %	52.25 %	365.67	52.25 %
			0.00	0.00	0.00	0.00 %	52.25 %	365.67	
			700.00	385.00	365.67	94.98 %		52.24 %	
			0.00	0.00	0.00	0.00 %		52.24 %	
1-Jul-15	to 30-Jun-18	USAID		0.00	0.00	0.00 %	<b>Taka Release :</b>	0.00	
				0.00	0.00	0.00 %	<b>% of Allocation :</b>	0.00 %	

<b>Executing Agency Total</b>	700.00	385.00	365.67	94.98 %	<b>Taka Release :</b>	0.00
	0.00	0.00	0.00	0.00 %	<b>% of Allocation :</b>	0.00 %
	700.00	385.00	365.67	94.98 %		
	0.00	0.00	0.00	0.00 %		

## Project-wise Implementation Status of the project under Ministry of Agriculture

Reporting Period: July 2015 To June 2016

RADP:2015-16

(Taka in Lakh)

SI No.	Ministry/Division Name Agency Name Project Code and Name		Project Cost	Target and Progress			Cumulative Progress upto Reporting Period		
				Allocation	Financial		Physical (% of Total Project) A) Target B) Progress	Fin. Total PA (% of Projects Cost)	Physical Progress in %
					Expenditure				
Implementation Period	Development Partner	A) Total B) Taka C) PA D) RPA	A) Total B) Taka C) PA D) RPA E) CDVAT	A) Total B) Taka C) PA D) RPA E) CDVAT	% of Allocation				
1	2	3	4	5	6	7	8	9	

<b>Ministry Total</b>	872,224.16	181,367.00	180,005.50	99.25 %	<b>Taka Release :</b>	153,538.12
	747,834.70	153,827.00	152,465.22	99.11 %	<b>% of Allocation :</b>	99.81 %
	124,389.46	27,540.00	27,540.28	100.00 %		
	45,777.17	9,638.00	8,287.13	85.98 %		
		550.00	548.51	99.73 %		

## Project-wise Implementation Status of the project under Ministry of Fisheries and Livestock

Reporting Period: July 2015 To June 2016

RADP:2015-16

(Taka in Lakh)

SI No.	Ministry/Division Name Agency Name Project Code and Name		Project Cost	Target and Progress			Cumulative Progress upto Reporting Period	
				Financial		Physical (% of Total Project) A) Target B) Progress	Fin. Total PA (% of Projects Cost)	Physical Progress in %
				Allocation	Expenditure			
Implementation Period	Development Partner	A) Total B) Taka C) PA D) RPA	A) Total B) Taka C) PA D) RPA E) CDVAT	A) Total B) Taka C) PA D) RPA E) CDVAT	% of Allocation			
1	2	3	4	5	6	7	8	9

## Ministry of Fisheries and Livestock

## Ministry's Own

986	4401-5030	Integrated Fisheries and Livestock Development Project in Flood Control and Command Area Project and other Water Reservoir.	12,417.06 12,417.06 0.00 0.00	2,000.00 2,000.00 0.00 0.00	1,883.12 1,883.12 0.00 0.00	94.16 % 94.16 % 0.00 % 0.00 %	16.00 % 15.00 % 77.75 % 0.00 %	9,653.81 0.00 77.75 % 0.00 %	90.00 %
1-Jul-11	to 30-Jun-17	Non-Donor Project						Taka Release : % of Allocation :	1,475.00 73.75 %

987	4401-5015	Integrated Agriculture Intervention for Improved Food and Nutrition Security in Selected districts of Southern Bangladesh.	3,646.00 220.00 3,426.00 0.00	530.00 50.00 480.00 0.00	527.15 47.15 480.00 0.00	99.46 % 94.30 % 100.00 % 0.00 %	14.00 % 14.00 % 66.77 % 63.85 %	2,434.58 2,187.43 66.77 % 63.85 %	100.00 %
1-Nov-12	to 30-Jun-16	USAID						Taka Release : % of Allocation :	530.00 1,060.00 %

<b>Executing Agency Total</b>			16,063.06	2,530.00	2,410.27	95.27 %	Taka Release : 2,005.00	
			12,637.06	2,050.00	1,930.27	94.16 %	% of Allocation : 97.80 %	
			3,426.00	480.00	480.00	100.00 %		
			0.00	0.00	0.00	0.00 %		
				0.00	0.00	0.00 %		

## Department of Fisheries

## Project-wise Implementation Status of the project under Ministry of Fisheries and Livestock

Reporting Period: July 2015 To June 2016

RADP:2015-16

(Taka in Lakh)

SI No.	Ministry/Division Name Agency Name Project Code and Name		Project Cost	Target and Progress			Cumulative Progress upto Reporting Period		
				Financial		Physical (% of Total Project) A) Target B) Progress	Fin. Total PA (% of Projects Cost)	Physical Progress in %	
				Allocation	Expenditure				
Implementation Period	Development Partner	A) Total B) Taka C) PA D) RPA	A) Total B) Taka C) PA D) RPA E) CDVAT	A) Total B) Taka C) PA D) RPA E) CDVAT	% of Allocation				
1	2	3	4	5	6	7	8	9	
988	4431-5310	Bangladesh Marine Fisheries Capacity Building Project.	16,545.06	2,095.00	2,012.40	96.06 %	25.00 %	9,456.28	57.00 %
			8,062.14	595.00	533.98	89.74 %	25.00 %	7,376.24	
			8,482.92	1,500.00	1,478.42	98.56 %		57.15 %	
1-Jul-06 to 30-Jun-17	IDB		56.25	0.00	0.00	0.00 %		86.95 %	
				140.00	78.98	56.41 %			
							<b>Taka Release :</b>	595.00	
							<b>% of Allocation :</b>	100.00 %	
989	4431-5380	Wetland Biodiversity Rehabilitation Project.	7,835.00	1,109.00	939.63	84.73 %	14.15 %	7,545.01	100.00 %
			335.00	38.00	34.12	89.79 %	12.00 %	7,209.10	
			7,500.00	1,071.00	905.51	84.55 %		96.30 %	
1-Jul-09 to 30-Jun-16	Non-Donor Project		0.00	0.00	0.00	0.00 %		96.12 %	
				0.00	0.00	0.00 %			
							<b>Taka Release :</b>	34.12	
							<b>% of Allocation :</b>	89.79 %	
990	4431-7010	Poverty Reduction and Livelihoods Security Project for the Economically Backward People.	8,380.00	242.00	241.28	99.70 %	2.89 %	8,371.21	99.90 %
			8,380.00	242.00	241.28	99.70 %	2.88 %	0.00	
			0.00	0.00	0.00	0.00 %		99.90 %	
1-Apr-10 to 30-Jun-16	Non-Donor Project		0.00	0.00	0.00	0.00 %		0.00 %	
				0.00	0.00	0.00 %			
							<b>Taka Release :</b>	242.00	
							<b>% of Allocation :</b>	100.00 %	

## Project-wise Implementation Status of the project under Ministry of Fisheries and Livestock

Reporting Period: July 2015 To June 2016

RADP:2015-16

(Taka in Lakh)

SI No.	Ministry/Division Name Agency Name Project Code and Name		Project Cost	Target and Progress			Cumulative Progress upto Reporting Period		
				Financial		Physical (% of Total Project) A) Target B) Progress	Fin. Total PA (% of Projects Cost)	Physical Progress in %	
				Allocation	Expenditure				
1	2	3	4	5	6	7	8	9	
991	4431-7000	Greater Faridpur Fisheries Development Project.	7,884.89 7,884.89 0.00 0.00	1,414.00 1,414.00 0.00 0.00	1,374.66 1,374.66 0.00 0.00	97.22 % 97.22 % 0.00 % 0.00 %	17.93 % 17.44 % 0.00 % 0.00 %	7,779.34 0.00 98.66 % 0.00 %	98.67 %
1-Jan-10 to 30-Jun-16	Non-Donor Project		0.00	0.00	0.00	0.00 %			
				0.00	0.00	0.00 %	Taka Release : % of Allocation :	1,414.00 100.00 %	
992	4431-5480	Strengthening of Fishery and Aquaculture Food Safety and Quality Management System in Bangladesh.	10,595.02 5,802.76 4,792.26 0.00	930.00 635.00 295.00 0.00	928.67 634.68 293.99 0.00	99.86 % 99.95 % 99.66 % 0.00 %	8.77 % 8.77 % 99.66 % 0.00 %	10,073.64 4,791.63 95.08 % 99.99 %	98.77 %
1-Jul-10 to 31-Dec-16	EU, UNIDO		0.00	0.00	0.00	0.00 %			
				0.00	0.00	0.00 %	Taka Release : % of Allocation :	635.00 100.00 %	
993	4431-5440	Aquaculture and Fisheries Management Project in Haor Area.	3,726.00 3,726.00 0.00 0.00	894.00 894.00 0.00 0.00	869.81 869.81 0.00 0.00	97.29 % 97.29 % 0.00 % 0.00 %	23.99 % 23.89 % 0.00 % 0.00 %	3,528.75 0.00 94.71 % 0.00 %	95.25 %
1-Oct-10 to 30-Jun-16	Non-Donor Project		0.00	0.00	0.00	0.00 %			
				0.00	0.00	0.00 %	Taka Release : % of Allocation :	890.32 99.59 %	

## Project-wise Implementation Status of the project under Ministry of Fisheries and Livestock

Reporting Period: July 2015 To June 2016

RADP:2015-16

(Taka in Lakh)

SI No.	Ministry/Division Name Agency Name Project Code and Name		Project Cost	Target and Progress			Cumulative Progress upto Reporting Period		
				Financial		Physical (% of Total Project) A) Target B) Progress	Fin. Total PA (% of Projects Cost)	Physical Progress in %	
				Allocation	Expenditure				
Implementation Period	Development Partner	A) Total B) Taka C) PA D) RPA	A) Total B) Taka C) PA D) RPA E) CDVAT	A) Total B) Taka C) PA D) RPA E) CDVAT	% of Allocation				
1	2	3	4	5	6	7	8	9	
994	4431-5520 Integrated Agricultural Productivity Project (IAPP), (Fisheries Component).		4,504.91 351.43 4,153.48	979.00 136.00 843.00	910.45 119.17 791.28	93.00 % 87.63 % 93.86 %	17.44 % 16.21 %	4,077.14 3,720.48 90.50 % 89.58 %	98.77 %
1-Jul-11 to 30-Jun-16	GAFSP		4,153.48	843.00 0.00	0.00 0.00	0.00 % 0.00 %		Taka Release : 120.54 % of Allocation : 88.63 %	
995	4431-8195 Establishment of Fisheries Diploma Institute at Gopalganj, Kishorgonj and Sirajgonj Districts.		14,383.37 14,383.37 0.00	2,500.00 2,500.00 0.00	2,492.20 2,492.20 0.00	99.69 % 99.69 % 0.00 %	15.00 % 15.00 %	9,840.57 0.00 68.42 % 0.00 %	90.00 %
1-Jul-11 to 31-Dec-17	Non-Donor Project		0.00	0.00 0.00	0.00 0.00	0.00 % 0.00 %		Taka Release : 2,500.00 % of Allocation : 100.00 %	
996	4431-5540 Rehabilitation and Development of Fisheries Infrastructure to Increase Production of Quality Fish Seed and Fingerlings.		14,603.00 14,603.00 0.00	4,000.00 4,000.00 0.00	3,999.40 3,999.40 0.00	99.99 % 99.99 % 0.00 %	27.00 % 27.00 %	10,529.51 0.00 72.11 % 0.00 %	72.00 %
1-Jan-12 to 30-Jun-17	Non-Donor Project		0.00	0.00 0.00	0.00 0.00	0.00 % 0.00 %		Taka Release : 4,000.00 % of Allocation : 100.00 %	



## Project-wise Implementation Status of the project under Ministry of Fisheries and Livestock

Reporting Period: July 2015 To June 2016

RADP:2015-16

(Taka in Lakh)

SI No.	Ministry/Division Name Agency Name Project Code and Name		Project Cost	Target and Progress			Cumulative Progress upto Reporting Period		
				Financial		Physical (% of Total Project) A) Target B) Progress	Fin. Total PA (% of Projects Cost)	Physical Progress in %	
				Allocation	Expenditure				
Implementation Period	Development Partner	A) Total B) Taka C) PA D) RPA	A) Total B) Taka C) PA D) RPA E) CDVAT	A) Total B) Taka C) PA D) RPA E) CDVAT	% of Allocation				
1	2	3	4	5	6	7	8	9	
997	4431-5570	Fishermen Registration and Issuing of Identity Card Project.	8,180.68 8,180.68 0.00 0.00	1,000.00 1,000.00 0.00 0.00	999.99 999.99 0.00 0.00	100.00 % 100.00 % 0.00 % 0.00 %	24.44 % 12.22 % 80.05 % 0.00 %	6,548.71 0.00 80.05 % 0.00 %	80.04 %
1-Jan-12 to 30-Jun-16	Non-Donor Project		0.00	0.00	0.00	0.00 %			
				0.00	0.00	0.00 %	<b>Taka Release :</b> <b>% of Allocation :</b>	1,000.00 100.00 %	
998	4431-5013	Aquaculture Development and Extension Project in Chittagong Hill Tracts (3rd Phase).	7,259.05 7,259.05 0.00 0.00	2,100.00 2,100.00 0.00 0.00	2,087.24 2,087.24 0.00 0.00	99.39 % 99.39 % 0.00 % 0.00 %	28.92 % 28.76 % 72.62 % 0.00 %	5,271.49 0.00 72.62 % 0.00 %	72.49 %
1-Jul-12 to 30-Jun-17	Non-Donor Project		0.00	0.00	0.00	0.00 %			
				0.00	0.00	0.00 %	<b>Taka Release :</b> <b>% of Allocation :</b>	2,100.00 100.00 %	
999	4431-5014	Fresh Water Prawn Culture Extension Project (2nd Phase).	6,081.34 6,081.34 0.00 0.00	1,300.00 1,300.00 0.00 0.00	1,240.46 1,240.46 0.00 0.00	95.42 % 95.42 % 0.00 % 0.00 %	21.38 % 20.40 % 49.98 % 0.00 %	3,039.56 0.00 49.98 % 0.00 %	49.98 %
1-Jul-12 to 30-Jun-17	Non-Donor Project		0.00	0.00	0.00	0.00 %			
				0.00	0.00	0.00 %	<b>Taka Release :</b> <b>% of Allocation :</b>	1,244.21 95.71 %	

## Project-wise Implementation Status of the project under Ministry of Fisheries and Livestock

Reporting Period: July 2015 To June 2016

RADP:2015-16

(Taka in Lakh)

SI No.	Ministry/Division Name Agency Name Project Code and Name		Project Cost	Target and Progress			Cumulative Progress upto Reporting Period		
				Financial		Physical (% of Total Project) A) Target B) Progress	Fin. Total PA (% of Projects Cost)	Physical Progress in %	
				Allocation	Expenditure				
Implementation Period	Development Partner	A) Total B) Taka C) PA D) RPA	A) Total B) Taka C) PA D) RPA E) CDVAT	A) Total B) Taka C) PA D) RPA E) CDVAT	% of Allocation				
1	2	3	4	5	6	7	8	9	
1,000	4431-5034	Establishment of Beel Nursery and Fingerling Stocking in Inland Open Water.	11,809.00 11,809.00 0.00	2,800.00 2,800.00 0.00	2,799.99 2,799.99 0.00	100.00 % 100.00 % 0.00 %	41.80 % 42.60 % 0.00 %	4,271.99 0.00 36.18 % 0.00 %	50.00 %
1-Feb-14 to 31-Dec-17	Non-Donor Project		0.00	0.00	0.00	0.00 %			
				0.00	0.00	0.00 %	<b>Taka Release :</b> <b>% of Allocation :</b>	2,800.00 100.00 %	
1,001	4431-5018	Nimgachi Agriculture Development Project.	3,364.00 3,364.00 0.00	1,300.00 1,300.00 0.00	1,287.34 1,287.34 0.00	99.03 % 99.03 % 0.00 %	38.64 % 38.64 % 0.00 %	1,445.01 0.00 42.96 % 0.00 %	43.33 %
1-Sep-14 to 30-Jun-19	Non-Donor Project		0.00	0.00	0.00	0.00 %			
				0.00	0.00	0.00 %	<b>Taka Release :</b> <b>% of Allocation :</b>	1,300.00 100.00 %	
1,002	4431-5038	Fisheries Development Project in Rangpur Division.	5,052.00 5,052.00 0.00	1,800.00 1,800.00 0.00	1,794.49 1,794.49 0.00	99.69 % 99.69 % 0.00 %	35.63 % 35.52 % 0.00 %	1,960.49 0.00 38.81 % 0.00 %	38.81 %
1-Jan-15 to 31-Dec-18	Non-Donor Project		0.00	0.00	0.00	0.00 %			
				0.00	0.00	0.00 %	<b>Taka Release :</b> <b>% of Allocation :</b>	1,800.00 100.00 %	

## Project-wise Implementation Status of the project under Ministry of Fisheries and Livestock

Reporting Period: July 2015 To June 2016

RADP:2015-16

(Taka in Lakh)

SI No.	Ministry/Division Name Agency Name Project Code and Name		Project Cost	Target and Progress			Cumulative Progress upto Reporting Period		
				Financial		Physical (% of Total Project) A) Target B) Progress	Fin. Total PA (% of Projects Cost)	Physical Progress in %	
				Allocation	Expenditure				
Implementation Period	Development Partner	A) Total B) Taka C) PA D) RPA	A) Total B) Taka C) PA D) RPA E) CDVAT	A) Total B) Taka C) PA D) RPA E) CDVAT	% of Allocation				
1	2	3	4	5	6	7	8	9	
1,003	4431-5023	Brood Bank Establishment Project (3rd Phase).	5,542.00 5,542.00 0.00	2,155.00 2,155.00 0.00	2,154.94 2,154.94 0.00	100.00 % 100.00 % 0.00 %	38.88 % 38.88 % 0.00 %	2,404.75 0.00 43.39 % 0.00 %	43.39%
1-Sep-14 to 31-Dec-19	Non-Donor Project		0.00	0.00	0.00	0.00 %			
				0.00	0.00	0.00 %	<b>Taka Release :</b> <b>% of Allocation :</b>	2,155.00 100.00 %	
1,004	4431-5039	National Agricultural Technology Program (NATP-2) Preparation Facility Project.	28.00 28.00 0.00	6.00 6.00 0.00	5.24 5.24 0.00	87.33 % 87.33 % 0.00 %	100.00 % 100.00 % 0.00 %	20.24 0.00 72.29 % 0.00 %	100.00%
1-Jan-15 to 30-Sep-15	Non-Donor Project		0.00	0.00	0.00	0.00 %			
				0.00	0.00	0.00 %	<b>Taka Release :</b> <b>% of Allocation :</b>	5.25 87.50 %	
1,005	4431-5036	Enhancing aquaculture production for food security and rural development through better seed and feed production and management with special focus on Public Private Partnership.	352.00 0.00 352.00 0.00	140.00 0.00 140.00 0.00	140.00 0.00 140.00 0.00	100.00 % 0.00 % 100.00 % 0.00 %	40.00 % 40.00 % 40.00 % 40.00 %	318.20 318.20 90.40 % 90.40 %	100.00%
1-Nov-14 to 31-Oct-16	FAO		0.00	0.00	0.00	0.00 %			
				0.00	0.00	0.00 %	<b>Taka Release :</b> <b>% of Allocation :</b>	0.00 0.00 %	

## Project-wise Implementation Status of the project under Ministry of Fisheries and Livestock

Reporting Period: July 2015 To June 2016

RADP:2015-16

(Taka in Lakh)

SI No.	Ministry/Division Name Agency Name Project Code and Name		Project Cost	Target and Progress			Cumulative Progress upto Reporting Period		
				Financial		Physical (% of Total Project) A) Target B) Progress	Fin. Total PA (% of Projects Cost)	Physical Progress in %	
				Allocation	Expenditure				
1	2	3	4	5	6	7	8	9	
1,006	4431-5047	Climate Resilient Echo-System and Livelihoods (CREL).	10,272.00	2,333.00	2,521.33	108.07 %	23.00 %	7,551.77	97.00 %
			320.00	57.00	55.32	97.05 %	23.00 %	7,496.45	
			9,952.00	2,276.00	2,466.01	108.35 %		73.52 %	
1-Jul-13	to 30-Sep-16	USAID	0.00	0.00	0.00	0.00 %		75.33 %	
				0.00	0.00	0.00 %			
							<b>Taka Release :</b>	56.45	
							<b>% of Allocation :</b>	99.04 %	
1,007	4431-5041	Culture of Cuchia and Crab in the Selected Areas of Bangladesh and Research Project (Component-A: DoF)	2,238.00	1,000.00	999.89	99.99 %	44.68 %	999.89	44.67 %
			2,238.00	1,000.00	999.89	99.99 %	44.67 %	0.00	
			0.00	0.00	0.00	0.00 %		44.68 %	
			0.00	0.00	0.00	0.00 %		0.00 %	
1-Jul-15	to 30-Jun-18	Non-Donor Project	0.00	0.00	0.00	0.00 %			
				0.00	0.00	0.00 %			
							<b>Taka Release :</b>	1,000.00	
							<b>% of Allocation :</b>	100.00 %	
1,008	4431-5001	Promotion of ILO Core Labour Standards and the Bangladesh Labour Act 006 (The BLA) in the Bangladesh Shrimp and Fish Processing Plants.	230.00	132.00	130.09	98.55 %	50.00 %	218.79	100.00 %
			0.00	0.00	0.00	0.00 %	50.00 %	218.79	
			230.00	132.00	130.09	98.55 %		95.13 %	
			0.00	0.00	0.00	0.00 %		95.13 %	
1-Mar-14	to 30-Jun-16	USAID	0.00	0.00	0.00	0.00 %			
				0.00	0.00	0.00 %			
							<b>Taka Release :</b>	0.00	
							<b>% of Allocation :</b>	0.00 %	

## Project-wise Implementation Status of the project under Ministry of Fisheries and Livestock

Reporting Period: July 2015 To June 2016

RADP:2015-16

(Taka in Lakh)

SI No.	Ministry/Division Name Agency Name Project Code and Name		Project Cost	Target and Progress			Cumulative Progress upto Reporting Period		
				Financial		Physical (% of Total Project) A) Target B) Progress	Fin. Total PA (% of Projects Cost)	Physical Progress in %	
				Allocation	Expenditure				
1	Implementation Period	2	A) Total B) Taka C) PA D) RPA	A) Total B) Taka C) PA D) RPA E) CDVAT	A) Total B) Taka C) PA D) RPA E) CDVAT	% of Allocation	7	8	9
1,009	4431-5052	Enhanced Coastal Fisheries (Ecofish).	10,522.00	1,645.00	1,828.79	111.17 %	18.00 %	2,591.30	28.00 %
			1,500.00	0.00	0.00	0.00 %	20.00 %	2,591.40	
			9,022.00	1,645.00	1,828.79	111.17 %		24.63 %	
1-Jun-14	to 31-May-19	USAID	0.00	0.00	0.00	0.00 %		28.72 %	
				0.00	0.00	0.00 %	<b>Taka Release :</b>	0.00	
							<b>% of Allocation :</b>	0.00 %	
1,010	4431-5043	Fisheries development of the greater Comilla district.	21,824.00	1,150.00	1,115.42	96.99 %	5.27 %	1,115.42	5.11 %
			21,824.00	1,150.00	1,115.42	96.99 %	5.11 %	0.00	
			0.00	0.00	0.00	0.00 %		5.11 %	
			0.00	0.00	0.00	0.00 %		0.00 %	
1-Jul-15	to 30-Jun-20	Non-Donor Project	0.00	0.00	0.00	0.00 %		0.00 %	
				0.00	0.00	0.00 %	<b>Taka Release :</b>	1,150.00	
							<b>% of Allocation :</b>	100.00 %	
1,011	4431-5025	Expansion of fisheries technology service at Union level (Phase II).	24,228.00	4,700.00	4,699.69	99.99 %	19.40 %	4,699.69	19.40 %
			24,228.00	4,700.00	4,699.69	99.99 %	19.40 %	0.00	
			0.00	0.00	0.00	0.00 %		19.40 %	
			0.00	0.00	0.00	0.00 %		0.00 %	
1-Mar-15	to 30-Jun-20	Non-Donor Project	0.00	0.00	0.00	0.00 %		0.00 %	
				0.00	0.00	0.00 %	<b>Taka Release :</b>	4,700.00	
							<b>% of Allocation :</b>	100.00 %	

## Project-wise Implementation Status of the project under Ministry of Fisheries and Livestock

Reporting Period: July 2015 To June 2016

RADP:2015-16

(Taka in Lakh)

SI No.	Ministry/Division Name Agency Name Project Code and Name		Project Cost	Target and Progress			Cumulative Progress upto Reporting Period		
				Financial		Physical (% of Total Project) A) Target B) Progress	Fin. Total PA (% of Projects Cost)	Physical Progress in %	
				Allocation	Expenditure				
Implementation Period	Development Partner	A) Total B) Taka C) PA D) RPA	A) Total B) Taka C) PA D) RPA E) CDVAT	A) Total B) Taka C) PA D) RPA E) CDVAT	% of Allocation				
1	2	3	4	5	6	7	8	9	
1,012	4431-5000	Water reformation for increasing fish production.	25,404.00 25,404.00 0.00	400.00 400.00 0.00	384.53 384.53 0.00	96.13 % 96.13 % 0.00 %	2.00 % 1.57 % 0.00 %	384.53 0.00 0.00 %	1.57 % 1.51 % 0.00 %
1-Oct-15	to 30-Jun-19	Non-Donor Project	0.00	0.00	0.00	0.00 %			
				0.00	0.00	0.00 %			
							<b>Taka Release :</b>	400.00	
							<b>% of Allocation :</b>	100.00 %	
1,013	4431-5002	Building Trade Capacity of Small Scale Shrimp and Farmers in Bangladesh Investing in the Bottom of the Piramida Approach (STDF).	444.00 0.00 444.00	128.00 0.00 128.00	127.60 0.00 127.60	99.69 % 0.00 % 99.69 %	29.00 % 29.00 %	443.22 443.22 99.82 %	100.00 % 99.82 %
1-Jan-13	to 30-Jun-16	FAO	0.00	0.00	0.00	0.00 %			
				0.00	0.00	0.00 %			
							<b>Taka Release :</b>	0.00	
							<b>% of Allocation :</b>	0.00 %	
<b>Executing Agency Total</b>			231,287.32	38,252.00	38,085.54	99.56 %		<b>Taka Release :</b>	30,141.89
			186,358.66	30,222.00	29,923.85	99.01 %		<b>% of Allocation :</b>	99.73 %
			44,928.66	8,030.00	8,161.69	101.64 %			
			4,209.73	843.00	0.00	0.00 %			
				140.00	78.98	56.41 %			

Department of Livestock

## Project-wise Implementation Status of the project under Ministry of Fisheries and Livestock

Reporting Period: July 2015 To June 2016

RADP:2015-16

(Taka in Lakh)

SI No.	Ministry/Division Name Agency Name Project Code and Name		Project Cost	Target and Progress			Cumulative Progress upto Reporting Period		
				Financial		Physical (% of Total Project) A) Target B) Progress	Fin. Total PA (% of Projects Cost)	Physical Progress in %	
				Allocation	Expenditure				
Implementation Period	Development Partner	A) Total B) Taka C) PA D) RPA	A) Total B) Taka C) PA D) RPA E) CDVAT	A) Total B) Taka C) PA D) RPA E) CDVAT	% of Allocation				
1	2	3	4	5	6	7	8	9	
1,014	4441-6410	Modernization of Vaccine Production Technologies & Extension of Laboratory facilities project	14,597.00 14,597.00 0.00	4,500.00 4,500.00 0.00	4,447.08 4,447.08 0.00	98.82 % 98.82 % 0.00 %	30.00 % 30.00 % 69.77 % 0.00 %	10,184.32 0.00 69.77 % 0.00 %	70.00 %
1-Jul-09 to 30-Jun-16	Non-Donor Project		0.00	0.00	0.00	0.00 %			
				0.00	0.00	0.00 %	<b>Taka Release :</b> <b>% of Allocation :</b>	4,500.00 100.00 %	
1,015	4441-7053	Buffalo Development Project (Directorate of Animal Resources Component).	4,647.04 4,647.04 0.00	1,200.00 1,200.00 0.00	1,199.68 1,199.68 0.00	99.97 % 99.97 % 0.00 %	25.00 % 25.00 % 68.67 % 0.00 %	3,190.92 0.00 68.67 % 0.00 %	70.00 %
1-Jan-10 to 30-Jun-17	Non-Donor Project		0.00	0.00	0.00	0.00 %			
				0.00	0.00	0.00 %	<b>Taka Release :</b> <b>% of Allocation :</b>	1,200.00 100.00 %	
1,016	4441-5140	Integrated Agricultural Productivity Project (IAPP), Livestock Component.	3,753.68 63.47 3,690.21 0.00	965.00 11.00 954.00 954.00	963.65 10.62 953.03 0.00	99.86 % 96.55 % 99.90 % 0.00 %	25.70 % 25.67 % 95.28 % 95.48 %	3,576.48 3,523.54 95.28 % 95.48 %	95.28 %
1-Jul-11 to 31-Dec-16	GAFSP		0.00	0.00	0.00	0.00 %			
				0.00	0.00	0.00 %	<b>Taka Release :</b> <b>% of Allocation :</b>	11.00 100.00 %	

## Project-wise Implementation Status of the project under Ministry of Fisheries and Livestock

Reporting Period: July 2015 To June 2016

RADP:2015-16

(Taka in Lakh)

SI No.	Ministry/Division Name Agency Name Project Code and Name		Project Cost	Target and Progress			Cumulative Progress upto Reporting Period		
				Financial		Physical (% of Total Project) A) Target B) Progress	Fin. Total PA (% of Projects Cost)	Physical Progress in %	
				Allocation	Expenditure				
Implementation Period	Development Partner	A) Total B) Taka C) PA D) RPA	A) Total B) Taka C) PA D) RPA E) CDVAT	A) Total B) Taka C) PA D) RPA E) CDVAT	% of Allocation	A) Target B) Progress	Fin. Total PA (% of Projects Cost)	Physical Progress in %	
1	2	3	4	5	6	7	8	9	
1,017	4441-5150	Establishment of Regional Duck Breeding Farm along with Hatchery (3rd Phase).	21,760.00 21,760.00 0.00	3,550.00 3,550.00 0.00	3,524.26 3,524.26 0.00	99.27 % 99.27 % 0.00 %	16.31 % 16.19 % 0.00 %	10,961.32 0.00 50.37 % 0.00 %	50.37 %
1-Oct-11 to 30-Jun-17	Non-Donor Project		0.00	0.00	0.00	0.00 %			
				0.00	0.00	0.00 %	<b>Taka Release :</b> <b>% of Allocation :</b>	3,550.00 100.00 %	
1,018	4441-5170	Establishment of Upazilla Livestock Development Centre (ULDC) Project. (3rd Phase).	13,115.00 13,115.00 0.00	2,800.00 2,800.00 0.00	2,781.90 2,781.90 0.00	99.35 % 99.35 % 0.00 %	21.35 % 21.21 % 0.00 %	5,877.73 0.00 44.82 % 0.00 %	44.81 %
1-Jul-11 to 30-Jun-17	Non-Donor Project		0.00	0.00	0.00	0.00 %			
				0.00	0.00	0.00 %	<b>Taka Release :</b> <b>% of Allocation :</b>	2,800.00 100.00 %	
1,019	4441-5024	Livestock Disease Prevention and Control Project.	7,749.00 7,749.00 0.00	1,000.00 1,000.00 0.00	999.80 999.80 0.00	99.98 % 99.98 % 0.00 %	12.90 % 12.90 % 0.00 %	4,681.80 0.00 60.42 % 0.00 %	60.41 %
1-Jul-12 to 30-Jun-17	Non-Donor Project		0.00	0.00	0.00	0.00 %			
				0.00	0.00	0.00 %	<b>Taka Release :</b> <b>% of Allocation :</b>	1,000.00 100.00 %	



## Project-wise Implementation Status of the project under Ministry of Fisheries and Livestock

Reporting Period: July 2015 To June 2016

RADP:2015-16

(Taka in Lakh)

SI No.	Ministry/Division Name Agency Name Project Code and Name		Project Cost	Target and Progress			Cumulative Progress upto Reporting Period		
				Financial		Physical (% of Total Project) A) Target B) Progress	Fin. Total PA (% of Projects Cost)	Physical Progress in %	
				Allocation	Expenditure				
Implementation Period	Development Partner	A) Total B) Taka C) PA D) RPA	A) Total B) Taka C) PA D) RPA E) CDVAT	A) Total B) Taka C) PA D) RPA E) CDVAT	% of Allocation				
1	2	3	4	5	6	7	8	9	
1,020	4441-5023	Development and Conservation of Country Sheep in Social based and Commercial Farms (Component-B : DLS)-2nd Phase.	3,161.00 3,161.00 0.00	800.00 800.00 0.00	796.91 796.91 0.00	99.61 % 99.61 % 0.00 %	25.61 % 25.30 % 0.00 %	2,154.84 0.00 68.17 % 0.00 %	68.26 %
1-Jul-12 to 30-Jun-18	Non-Donor Project		0.00	0.00	0.00	0.00 %			
				0.00	0.00	0.00 %	<b>Taka Release :</b> <b>% of Allocation :</b>	800.00 100.00 %	
1,021	4441-5025	Establishment of National Livestock & Poultry Management Institute and Disease Research Laboratory.	4,564.17 4,564.17 0.00	900.00 900.00 0.00	899.36 899.36 0.00	99.93 % 99.93 % 0.00 %	33.24 % 29.11 % 0.00 %	1,229.96 0.00 26.95 % 0.00 %	40.00 %
1-Jul-12 to 30-Jun-18	Non-Donor Project		0.00	0.00	0.00	0.00 %			
				0.00	0.00	0.00 %	<b>Taka Release :</b> <b>% of Allocation :</b>	900.00 100.00 %	
1,022	4441-5015	Establishment of Sirajgonj Government Veterinary College.	8,012.70 8,012.70 0.00	2,400.00 2,400.00 0.00	2,299.93 2,299.93 0.00	95.83 % 95.83 % 0.00 %	29.06 % 28.70 % 0.00 %	3,968.02 0.00 49.52 % 0.00 %	48.90 %
1-Jan-13 to 30-Jun-18	Non-Donor Project		0.00	0.00	0.00	0.00 %			
				0.00	0.00	0.00 %	<b>Taka Release :</b> <b>% of Allocation :</b>	2,400.00 100.00 %	

## Project-wise Implementation Status of the project under Ministry of Fisheries and Livestock

Reporting Period: July 2015 To June 2016

RADP:2015-16

(Taka in Lakh)

SI No.	Ministry/Division Name Agency Name Project Code and Name		Project Cost	Target and Progress			Cumulative Progress upto Reporting Period		
				Financial		Physical (% of Total Project) A) Target B) Progress	Fin. Total PA (% of Projects Cost)	Physical Progress in %	
				Allocation	Expenditure				
Implementation Period	Development Partner	A) Total B) Taka C) PA D) RPA	A) Total B) Taka C) PA D) RPA E) CDVAT	A) Total B) Taka C) PA D) RPA E) CDVAT	% of Allocation				
1	2	3	4	5	6	7	8	9	
1,023	4441-5026	Beef Cattle Development Project.	2,556.76 2,556.76 0.00	850.00 850.00 0.00	744.25 744.25 0.00	87.56 % 87.56 % 0.00 %	33.00 % 30.00 % 0.00 %	1,999.60 0.00 78.21 % 0.00 %	78.00 %
1-Jul-13	to 30-Jun-16	Non-Donor Project	0.00	0.00	0.00	0.00 %			
				0.00	0.00	0.00 %		Taka Release : 850.00 % of Allocation : 100.00 %	
1,024	4441-5035	Improving Food Security of Women and Children by Enhancing Backyard and Small Scale Poultry Production in Southern Delta Region.	2,033.00 0.00 2,033.00	250.00 0.00 250.00	727.74 0.00 727.74	291.10 % 0.00 % 291.10 %	35.00 % 35.00 %	1,935.68 1,935.68 95.21 % 95.21 %	100.00 %
1-Oct-12	to 30-Sep-15	USAID	0.00	0.00	0.00	0.00 %			
				0.00	0.00	0.00 %		Taka Release : 0.00 % of Allocation : 0.00 %	
1,025	4441-5036	Establishment of Jhenidah Govt. Veterinary College Project (2nd Phase).	1,485.00 1,485.00 0.00	500.00 500.00 0.00	499.88 499.88 0.00	99.98 % 99.98 % 0.00 %	33.67 % 33.67 %	849.07 0.00 57.18 % 0.00 %	57.18 %
1-Jul-14	to 30-Jun-17	Non-Donor Project	0.00	0.00	0.00	0.00 %			
				0.00	0.00	0.00 %		Taka Release : 500.00 % of Allocation : 100.00 %	

## Project-wise Implementation Status of the project under Ministry of Fisheries and Livestock

Reporting Period: July 2015 To June 2016

RADP:2015-16

(Taka in Lakh)

SI No.	Ministry/Division Name Agency Name Project Code and Name		Project Cost	Target and Progress			Cumulative Progress upto Reporting Period		
				Financial		Physical (% of Total Project) A) Target B) Progress	Fin. Total PA (% of Projects Cost)	Physical Progress in %	
				Allocation	Expenditure				
Implementation Period	Development Partner	A) Total B) Taka C) PA D) RPA	A) Total B) Taka C) PA D) RPA E) CDVAT	A) Total B) Taka C) PA D) RPA E) CDVAT	% of Allocation				
1	2	3	4	5	6	7	8	9	
1,026	4441-5037	Breed Up-gradation through Progeny Test Project.	4,413.00 4,413.00 0.00	1,018.00 1,018.00 0.00	1,015.82 1,015.82 0.00	99.79 % 99.79 % 0.00 %	23.06 % 23.02 % 0.00 %	1,124.29 0.00 25.48 % 0.00 %	25.47 %
1-Jul-14	to 30-Jun-19	Non-Donor Project	0.00	0.00	0.00	0.00 %			
				0.00	0.00	0.00 %	<b>Taka Release :</b> <b>% of Allocation :</b>	1,018.00 100.00 %	
1,027	4441-5038	Establishment of Institute of Livestock Science and Technology Project.	20,738.00 20,738.00 0.00	421.00 421.00 0.00	416.47 416.47 0.00	98.92 % 98.92 % 0.00 %	2.03 % 2.03 % 0.00 %	1,138.60 0.00 5.49 % 0.00 %	5.51 %
1-Jul-14	to 30-Jun-19	Non-Donor Project	0.00	0.00	0.00	0.00 %			
				0.00	0.00	0.00 %	<b>Taka Release :</b> <b>% of Allocation :</b>	421.00 100.00 %	
1,028	4441-5039	National Agricultural Technology Program (NATP-2) Preparation Facility Project.	32.00 32.00 0.00	4.00 4.00 0.00	3.64 3.64 0.00	91.00 % 91.00 % 0.00 %	80.00 % 80.00 % 0.00 %	18.66 0.00 58.31 % 0.00 %	100.00 %
1-Jan-15	to 30-Sep-15	Non-Donor Project	0.00	0.00	0.00	0.00 %			
				0.00	0.00	0.00 %	<b>Taka Release :</b> <b>% of Allocation :</b>	4.00 100.00 %	

## Project-wise Implementation Status of the project under Ministry of Fisheries and Livestock

Reporting Period: July 2015 To June 2016

RADP:2015-16

(Taka in Lakh)

SI No.	Ministry/Division Name Agency Name Project Code and Name		Project Cost	Target and Progress			Cumulative Progress upto Reporting Period		
				Financial		Physical (% of Total Project) A) Target B) Progress	Fin. Total PA (% of Projects Cost)	Physical Progress in %	
				Allocation	Expenditure				
Implementation Period	Development Partner	A) Total B) Taka C) PA D) RPA	A) Total B) Taka C) PA D) RPA E) CDVAT	A) Total B) Taka C) PA D) RPA E) CDVAT	% of Allocation	A) Target B) Progress	Fin. Total PA (% of Projects Cost)	Physical Progress in %	
1	2	3	4	5	6	7	8	9	
1,029	4441-5041	South-Ewst Region Livestock Development Project.	5,548.00	700.00	555.83	79.40 %	12.60 %	555.83	10.01 %
			5,548.00	700.00	555.83	79.40 %	10.01 %	0.00	
			0.00	0.00	0.00	0.00 %		10.02 %	
			0.00	0.00	0.00	0.00 %		0.00 %	
1-Apr-15	to 30-Jun-18	Non-Donor Project	0.00	0.00	0.00	0.00 %			
				0.00	0.00	0.00 %			
							<b>Taka Release :</b>	700.00	
							<b>% of Allocation :</b>	100.00 %	
1,030	4441-7056	Artificial Insemination (AI) Activities Extension and Embryo transfer (ET) echnology Implementation project (3rd Phase).	26,543.00	400.00	399.93	99.98 %	1.51 %	399.93	1.51 %
			26,543.00	400.00	399.93	99.98 %	1.51 %	0.00	
			0.00	0.00	0.00	0.00 %		1.51 %	
			0.00	0.00	0.00	0.00 %		0.00 %	
1-Jan-16	to 31-Dec-20	Non-Donor Project	0.00	0.00	0.00	0.00 %			
				0.00	0.00	0.00 %			
							<b>Taka Release :</b>	400.00	
							<b>% of Allocation :</b>	100.00 %	
1,031	4441-6666	Animal Nutrition Development and Technology Transfer Project.(2nd Phase).	2,270.00	258.00	252.62	97.91 %	11.71 %	252.62	11.71 %
			2,270.00	258.00	252.62	97.91 %	11.71 %	0.00	
			0.00	0.00	0.00	0.00 %		11.13 %	
			0.00	0.00	0.00	0.00 %		0.00 %	
1-Jul-15	to 31-Dec-17	Non-Donor Project	0.00	0.00	0.00	0.00 %			
				0.00	0.00	0.00 %			
							<b>Taka Release :</b>	258.00	
							<b>% of Allocation :</b>	100.00 %	

## Project-wise Implementation Status of the project under Ministry of Fisheries and Livestock

Reporting Period: July 2015 To June 2016

RADP:2015-16

(Taka in Lakh)

SI No.	Ministry/Division Name Agency Name Project Code and Name		Project Cost	Target and Progress			Cumulative Progress upto Reporting Period	
				Financial		Physical (% of Total Project) A) Target B) Progress	Fin. Total PA (% of Projects Cost)	Physical Progress in %
				Allocation	Expenditure			
Implementation Period	Development Partner	A) Total B) Taka C) PA D) RPA	A) Total B) Taka C) PA D) RPA E) CDVAT	A) Total B) Taka C) PA D) RPA E) CDVAT	% of Allocation			
1	2	3	4	5	6	7	8	9

<b>Executing Agency Total</b>	146,978.35	22,516.00	22,528.75	100.06 %	<b>Taka Release :</b>	21,312.00
	141,255.14	21,312.00	20,847.98	97.82 %	<b>% of Allocation :</b>	<b>100.00 %</b>
	5,723.21	1,204.00	1,680.77	139.60 %		
	0.00	954.00	0.00	0.00 %		
		0.00	0.00	0.00 %		

**Bangladesh Livestock Research Institute**

1,032	4405-7635	Buffalo Development Project (BLRI Component).	2,943.52	931.00	930.18	99.91 %	31.63 %	2,608.84	88.63 %
			2,943.52	931.00	930.18	99.91 %	31.60 %	0.00	
			0.00	0.00	0.00	0.00 %		88.63 %	
			0.00	0.00	0.00	0.00 %		0.00 %	
1-Jan-10	to 30-Jun-17	Non-Donor Project	0.00	0.00	0.00	0.00 %			
				0.00	0.00	0.00 %		<b>Taka Release :</b>	931.00
					0.00	0.00 %		<b>% of Allocation :</b>	<b>100.00 %</b>
1,033	4405-7080	Research on Foot and Mouth Disease (FMD) and Peste Des Petits Ruminants PPR in Bangladesh.	1,254.00	114.00	114.00	100.00 %	9.10 %	766.10	61.10 %
			1,254.00	114.00	114.00	100.00 %	9.10 %	0.00	
			0.00	0.00	0.00	0.00 %		61.09 %	
			0.00	0.00	0.00	0.00 %		0.00 %	
1-Jul-11	to 30-Jun-19	Non-Donor Project	0.00	0.00	0.00	0.00 %			
				0.00	0.00	0.00 %		<b>Taka Release :</b>	114.00
					0.00	0.00 %		<b>% of Allocation :</b>	<b>100.00 %</b>

## Project-wise Implementation Status of the project under Ministry of Fisheries and Livestock

Reporting Period: July 2015 To June 2016

RADP:2015-16

(Taka in Lakh)

SI No.	Ministry/Division Name Agency Name Project Code and Name		Project Cost	Target and Progress			Cumulative Progress upto Reporting Period		
				Financial		Physical (% of Total Project) A) Target B) Progress	Fin. Total PA (% of Projects Cost)	Physical Progress in %	
				Allocation	Expenditure				
Implementation Period	Development Partner	A) Total B) Taka C) PA D) RPA	A) Total B) Taka C) PA D) RPA E) CDVAT	A) Total B) Taka C) PA D) RPA E) CDVAT	% of Allocation				
1	2	3	4	5	6	7	8	9	
1,034	4405-5011	Conservation and Improvement of Native Sheep through Community Farming and Commercial Farming (Component A : BLRI,)-2nd Phase.	1,614.00 1,614.00 0.00	490.00 490.00 0.00	489.02 489.02 0.00	99.80 % 99.80 % 0.00 %	30.36 % 30.30 % 0.00 %	1,148.09 0.00 71.13 % 0.00 %	70.00 %
1-Jul-12 to 30-Jun-18	Non-Donor Project		0.00	0.00	0.00	0.00 %			
				0.00	0.00	0.00 %	<b>Taka Release :</b> <b>% of Allocation :</b>	490.00 100.00 %	
1,035	4405-5014	Fodder Research and Development Project.	2,887.31 2,887.31 0.00	440.00 440.00 0.00	440.00 440.00 0.00	100.00 % 100.00 % 0.00 %	15.24 % 15.24 % 0.00 %	1,931.95 0.00 66.91 % 0.00 %	66.91 %
1-Jul-12 to 31-Dec-17	Non-Donor Project		0.00	0.00	0.00	0.00 %			
				0.00	0.00	0.00 %	<b>Taka Release :</b> <b>% of Allocation :</b>	440.00 100.00 %	
1,036	4405-5017	Scavenging (Deshi) Poultry Conservation and Development Project.	1,113.00 1,113.00 0.00	621.00 621.00 0.00	591.17 591.17 0.00	95.20 % 95.20 % 0.00 %	55.79 % 53.11 % 0.00 %	702.86 0.00 63.15 % 0.00 %	63.11 %
1-Nov-14 to 30-Jun-18	Non-Donor Project		0.00	0.00	0.00	0.00 %			
				0.00	0.00	0.00 %	<b>Taka Release :</b> <b>% of Allocation :</b>	591.67 95.28 %	

## Project-wise Implementation Status of the project under Ministry of Fisheries and Livestock

Reporting Period: July 2015 To June 2016

RADP:2015-16

(Taka in Lakh)

SI No.	Ministry/Division Name Agency Name Project Code and Name		Project Cost	Target and Progress			Cumulative Progress upto Reporting Period		
				Financial		Physical (% of Total Project) A) Target B) Progress	Fin. Total PA (% of Projects Cost)	Physical Progress in %	
	Allocation	Expenditure							
	Implementation Period	Development Partner	A) Total B) Taka C) PA D) RPA	A) Total B) Taka C) PA D) RPA E) CDVAT	A) Total B) Taka C) PA D) RPA E) CDVAT	% of Allocation			
	1	2	3	4	5	6	7	8	9

<b>Executing Agency Total</b>	9,811.83	2,596.00	2,564.37	98.78 %	<b>Taka Release :</b>	2,566.67
	9,811.83	2,596.00	2,564.37	98.78 %	<b>% of Allocation :</b>	98.87 %
	0.00	0.00	0.00	0.00 %		
	0.00	0.00	0.00	0.00 %		

**Bangladesh Fisheries Research Institute**

1,037	4405-7050	Impact of Aquaculture Drugs and Chemicals on Aquatic Ecology and Productivity	1,730.00 1,730.00 0.00 0.00	363.00 363.00 0.00 0.00	358.70 358.70 0.00 0.00	98.82 % 98.82 % 0.00 % 0.00 %	20.98 % 20.70 % 0.00 % 0.00 %	1,705.72 0.00 98.60 % 0.00 %	98.56 %
1-Jul-09	to 30-Jun-16	Non-Donor Project		0.00 0.00	0.00 0.00	0.00 % 0.00 %		<b>Taka Release :</b> <b>% of Allocation :</b>	363.00 100.00 %
1,038	4405-7060	Infrastructure Development and Research Strengthening of Bangladesh Fisheries Research Institute.	3,943.29 3,943.29 0.00 0.00	403.00 403.00 0.00 0.00	401.56 401.56 0.00 0.00	99.64 % 99.64 % 0.00 % 0.00 %	10.00 % 10.00 % 0.00 % 0.00 %	3,902.70 0.00 98.97 % 0.00 %	100.00 %
1-Jul-10	to 30-Jun-15	Non-Donor Project		0.00 0.00	0.00 0.00	0.00 % 0.00 %		<b>Taka Release :</b> <b>% of Allocation :</b>	402.58 99.90 %

## Project-wise Implementation Status of the project under Ministry of Fisheries and Livestock

Reporting Period: July 2015 To June 2016

RADP:2015-16

(Taka in Lakh)

SI No.	Ministry/Division Name Agency Name Project Code and Name		Project Cost	Target and Progress			Cumulative Progress upto Reporting Period		
				Financial		Physical (% of Total Project) A) Target B) Progress	Fin. Total PA (% of Projects Cost)	Physical Progress in %	
				Allocation	Expenditure				
Implementation Period	Development Partner	A) Total B) Taka C) PA D) RPA	A) Total B) Taka C) PA D) RPA E) CDVAT	A) Total B) Taka C) PA D) RPA E) CDVAT	% of Allocation				
1	2	3	4	5	6	7	8	9	
1,039	4405-5470 Fish Production, Conservation and Strenthening Management at Kaptai Lake (Component-C, BFRI part).		486.00 486.00 0.00	36.00 36.00 0.00	35.76 35.76 0.00	99.33 % 99.33 % 0.00 %	10.00 % 10.00 % 0.00 %	469.44 0.00 96.59 % 0.00 %	100.00 %
1-Oct-11 to 31-Dec-14	Non-Donor Project		0.00	0.00	0.00	0.00 %			
				0.00	0.00	0.00 %		Taka Release : 36.00 % of Allocation : 100.00 %	
1,040	4405-7070 Integrated Agricultural Productivity Project (BFRI Component).		1,481.22 65.26 1,415.96 1,415.96	395.00 0.00 395.00 395.00	390.03 0.00 390.03 390.03	98.74 % 0.00 % 98.74 % 98.74 %	26.67 % 26.33 %	1,461.33 1,395.80 98.66 % 98.58 %	98.64 %
1-Jul-11 to 31-Dec-16	GAFSP		1,415.96	395.00	390.03	98.74 %			
				0.00	0.00	0.00 %		Taka Release : 0.00 % of Allocation : 0.00 %	
1,041	4405-5012 Development and Dissemination of Pearl Culture Technology.		1,562.00 1,562.00 0.00	561.00 561.00 0.00	472.38 472.38 0.00	84.20 % 84.20 % 0.00 %	35.91 % 30.24 %	932.71 0.00 59.71 % 0.00 %	59.71 %
1-Jul-12 to 30-Jun-17	Non-Donor Project		0.00	0.00	0.00	0.00 %			
				0.00	0.00	0.00 %		Taka Release : 491.00 % of Allocation : 87.52 %	



## Project-wise Implementation Status of the project under Ministry of Fisheries and Livestock

Reporting Period: July 2015 To June 2016

RADP:2015-16

(Taka in Lakh)

SI No.	Ministry/Division Name Agency Name Project Code and Name		Project Cost	Target and Progress			Cumulative Progress upto Reporting Period		
				Financial		Physical (% of Total Project) A) Target B) Progress	Fin. Total PA (% of Projects Cost)	Physical Progress in %	
				Allocation	Expenditure				
1	2	3	4	5	6	7	8	9	
1,042	4405-5016	Impact Assessment of Upstream Water Withdrawal to Conserve Natural Breeding Habitat of Major Carps in River Halda Project.	200.00	62.00	61.99	99.98 %	40.00 %	199.95	100.00 %
			200.00	62.00	61.99	99.98 %	40.00 %	0.00	
			0.00	0.00	0.00	0.00 %		99.98 %	
			0.00	0.00	0.00	0.00 %		0.00 %	
1-Oct-14	to 31-Dec-15	Non-Donor Project	0.00	0.00	0.00	0.00 %			
				0.00	0.00	0.00 %			
							<b>Taka Release :</b>	62.00	
							<b>% of Allocation :</b>	100.00 %	
1,043	4405-5018	Culture of Cuchia and Crab in the Selected Areas of Bangladesh and Research Project (Component-B: BFRI Part).	1,387.00	275.00	269.23	97.90 %	19.84 %	269.23	19.42 %
			1,387.00	275.00	269.23	97.90 %	19.42 %	0.00	
			0.00	0.00	0.00	0.00 %		19.41 %	
			0.00	0.00	0.00	0.00 %		0.00 %	
1-Feb-15	to 1-Jan-18	Non-Donor Project	0.00	0.00	0.00	0.00 %			
				0.00	0.00	0.00 %			
							<b>Taka Release :</b>	275.00	
							<b>% of Allocation :</b>	100.00 %	
<b>Executing Agency Total</b>			10,789.51	2,095.00	1,989.65	94.97 %			
			9,373.55	1,700.00	1,599.62	94.10 %			
			1,415.96	395.00	390.03	98.74 %			
			1,415.96	395.00	390.03	98.74 %			
				0.00	0.00	0.00 %			
							<b>Taka Release :</b>	1,629.58	
							<b>% of Allocation :</b>	95.86 %	

Bangladesh Fisheries Development Corporation (BFDC)

## Project-wise Implementation Status of the project under Ministry of Fisheries and Livestock

Reporting Period: July 2015 To June 2016

RADP:2015-16

(Taka in Lakh)

SI No.	Ministry/Division Name Agency Name Project Code and Name		Project Cost	Target and Progress			Cumulative Progress upto Reporting Period		
				Financial		Physical (% of Total Project) A) Target B) Progress	Fin. Total PA (% of Projects Cost)	Physical Progress in %	
				Allocation	Expenditure				
Implementation Period	Development Partner	A) Total B) Taka C) PA D) RPA	A) Total B) Taka C) PA D) RPA E) CDVAT	A) Total B) Taka C) PA D) RPA E) CDVAT	% of Allocation				
1	2	3	4	5	6	7	8	9	
1,044	4405-7040	Construction of Multi Channel Slipway Project.	4,278.00 4,278.00 0.00	50.00 50.00 0.00	0.00 0.00 0.00	0.00 % 0.00 % 0.00 %	1.00 % 0.00 % 37.52 % 0.00 %	1,605.00 0.00 37.52 % 0.00 %	40.00 %
1-Jul-09 to 30-Jun-17	Non-Donor Project		0.00	0.00	0.00	0.00 %			
				0.00	0.00	0.00 %	<b>Taka Release :</b> <b>% of Allocation :</b>	0.00 0.00 %	
1,045	4405-5460	Fish Production, Conservation and Strenthening Management at Kaptai Lake .	1,707.00 1,707.00 0.00	39.00 39.00 0.00	24.00 24.00 0.00	61.54 % 61.54 % 0.00 %	4.51 % 1.40 % 0.00 %	1,654.00 0.00 96.90 % 0.00 %	94.89 %
1-Jan-11 to 30-Jun-16	Non-Donor Project		0.00	0.00	0.00	0.00 %			
				0.00	0.00	0.00 %	<b>Taka Release :</b> <b>% of Allocation :</b>	38.50 98.72 %	
1,046	4405-5013	Establishment of Fisheries Landing Centres with Ancillary Facilities in 3 Coastal Districts at 4 Selected Area..	4,000.00 4,000.00 0.00	125.00 125.00 0.00	119.25 119.25 0.00	95.40 % 95.40 % 0.00 %	3.13 % 3.13 % 0.00 %	715.50 0.00 17.89 % 0.00 %	17.25 %
1-Jan-12 to 30-Jun-16	Non-Donor Project		0.00	0.00	0.00	0.00 %			
				0.00	0.00	0.00 %	<b>Taka Release :</b> <b>% of Allocation :</b>	125.00 100.00 %	

## Project-wise Implementation Status of the project under Ministry of Fisheries and Livestock

Reporting Period: July 2015 To June 2016

RADP:2015-16

(Taka in Lakh)

SI No.	Ministry/Division Name Agency Name Project Code and Name		Project Cost	Target and Progress			Cumulative Progress upto Reporting Period		
				Financial		Physical (% of Total Project) A) Target B) Progress	Fin. Total PA (% of Projects Cost)	Physical Progress in %	
				Allocation	Expenditure				
1	2	3	4	5	6	7	8	9	
1,047	4405-5015	Establishment of Fisheries Landing Centre at Wetland (Haor) Area.	6,443.00	423.00	410.15	96.96 %	6.00 %	610.15	13.00 %
			6,443.00	423.00	410.15	96.96 %	6.00 %	0.00	
			0.00	0.00	0.00	0.00 %		9.47 %	
			0.00	0.00	0.00	0.00 %		0.00 %	
1-Apr-14	to 31-Mar-18	Non-Donor Project	0.00	0.00	0.00	0.00 %			
				0.00	0.00	0.00 %			
								Taka Release :	422.50
								% of Allocation :	99.88 %
		<b>Executing Agency Total</b>	16,428.00	637.00	553.40	86.88 %			
			16,428.00	637.00	553.40	86.88 %			
			0.00	0.00	0.00	0.00 %			
			0.00	0.00	0.00	0.00 %			
				0.00	0.00	0.00 %			
								Taka Release :	586.00
								% of Allocation :	91.99 %
<b>Marine Fisheries Academy</b>									
1,048	4432-5010	Institutional Development and Strengthening of Bangladesh Marine Fisheries Academy.	5,224.85	1,483.00	1,344.58	90.67 %	40.00 %	3,417.23	65.00 %
			5,224.85	1,483.00	1,344.58	90.67 %	38.00 %	0.00	
			0.00	0.00	0.00	0.00 %		65.40 %	
			0.00	0.00	0.00	0.00 %		0.00 %	
1-Jul-11	to 30-Jun-15	Non-Donor Project	0.00	0.00	0.00	0.00 %			
				0.00	0.00	0.00 %			
								Taka Release :	1,475.00
								% of Allocation :	99.46 %

## Project-wise Implementation Status of the project under Ministry of Fisheries and Livestock

Reporting Period: July 2015 To June 2016

RADP:2015-16

(Taka in Lakh)

SI No.	Ministry/Division Name Agency Name Project Code and Name		Project Cost	Target and Progress			Cumulative Progress upto Reporting Period		
				Allocation	Financial		Physical (% of Total Project) A) Target B) Progress	Fin. Total PA (% of Projects Cost)	Physical Progress in %
					Expenditure				
Implementation Period	Development Partner	A) Total B) Taka C) PA D) RPA	A) Total B) Taka C) PA D) RPA E) CDVAT	A) Total B) Taka C) PA D) RPA E) CDVAT	% of Allocation				
1	2	3	4	5	6	7	8	9	

<b>Executing Agency Total</b>	5,224.85	1,483.00	1,344.58	90.67 %	<b>Taka Release :</b> 1,475.00 <b>% of Allocation :</b> 99.46 %
	5,224.85	1,483.00	1,344.58	90.67 %	
	0.00	0.00	0.00	0.00 %	
	0.00	0.00	0.00	0.00 %	
	0.00	0.00	0.00	0.00 %	
<b>Ministry Total</b>	436,582.92	70,109.00	69,476.56	99.10 %	<b>Taka Release :</b> 59,716.14 <b>% of Allocation :</b> 99.53 %
	381,089.09	60,000.00	58,764.07	97.94 %	
	55,493.83	10,109.00	10,712.49	105.97 %	
	5,625.69	2,192.00	390.03	17.79 %	
		140.00	78.98	56.41 %	

## Project-wise Implementation Status of the project under Ministry of Environment and Forest

Reporting Period: July 2015 To June 2016

RADP:2015-16

(Taka in Lakh)

SI No.	Ministry/Division Name Agency Name Project Code and Name		Project Cost A) Total B) Taka C) PA D) RPA	Target and Progress			Cumulative Progress upto Reporting Period		
				Financial		Physical (% of Total Project) A) Target B) Progress	Fin. Total PA (% of Projects Cost)	Physical Progress in %	
	Allocation	Expenditure							
	Implementation Period	Development Partner		A) Total B) Taka C) PA D) RPA E) CDVAT	A) Total B) Taka C) PA D) RPA E) CDVAT	% of Allocation			
	1	2	3	4	5	6	7	8	9

## Ministry of Environment and Forest

## Ministry's Own

1,049	4501-7240	Clean Air and Sustainable Environment (Ministry of Environment and Forest Component).	256.00 0.00 256.00	5.00 0.00 5.00	4.69 0.00 4.69	93.80 % 0.00 % 93.80 %	1.95 % 1.90 %	170.96 170.96 66.78 % 66.78 %	78.90 %
1-Jul-09	to 30-Nov-16	World Bank	256.00	5.00	4.69	93.80 %			
				0.00	0.00	0.00 %	<b>Taka Release :</b>	0.00	
							<b>% of Allocation :</b>	0.00 %	
1,050	4501-7358	Clean Air and Sustainable Environment (Dhaka City Corporation Component).	31,847.00 666.00 31,181.00	4,300.00 0.00 4,300.00	4,154.58 0.00 4,154.58	96.62 % 0.00 % 96.62 %	13.50 % 13.05 %	27,517.10 28,445.59 86.40 % 91.23 %	90.00 %
1-Jul-09	to 30-Nov-16	World Bank	31,181.00	4,300.00	4,154.58	96.62 %			
				0.00	0.00	0.00 %	<b>Taka Release :</b>	0.00	
							<b>% of Allocation :</b>	0.00 %	
1,051	4501-7359	Clean Air and Sustainable Environment (Dhaka Transport Co-ordination Board-DTCB Component).	5,448.00 146.00 5,302.00	830.00 30.00 800.00	689.61 23.23 666.38	83.09 % 77.43 % 83.30 %	15.00 % 14.00 %	4,702.92 4,376.05 86.32 % 82.54 %	87.00 %
1-Jul-09	to 30-Nov-16	World Bank	5,302.00	800.00	666.38	83.30 %			
				0.00	0.00	0.00 %	<b>Taka Release :</b>	30.00	
							<b>% of Allocation :</b>	100.00 %	

## Project-wise Implementation Status of the project under Ministry of Environment and Forest

Reporting Period: July 2015 To June 2016

RADP:2015-16

(Taka in Lakh)

SI No.	Ministry/Division Name Agency Name Project Code and Name		Project Cost	Target and Progress			Cumulative Progress upto Reporting Period		
				Financial		Physical (% of Total Project) A) Target B) Progress	Fin. Total PA (% of Projects Cost)	Physical Progress in %	
				Allocation	Expenditure				
Implementation Period	Development Partner	A) Total B) Taka C) PA D) RPA	A) Total B) Taka C) PA D) RPA E) CDVAT	A) Total B) Taka C) PA D) RPA E) CDVAT	% of Allocation				
1	2	3	4	5	6	7	8	9	
1,052	4501-5031	Community based Sustainable Management of Tanguar Haor (3rd Phase).	1,656.00 131.00 1,525.00	475.00 0.00 475.00	408.28 0.00 408.28	85.95 % 0.00 % 85.95 %	30.00 % 28.00 % 111.81 % 121.41 %	1,851.56 1,851.56 111.81 % 121.41 %	88.00 %
1-Jul-12 to 31-Aug-16	SDC		0.00	0.00	0.00	0.00 %			
				0.00	0.00	0.00 %	Taka Release : % of Allocation :	0.00 0.00 %	
1,053	4501-5012	Strengthening the Environment, Forestry and Climate Change Capacities of the Ministry of Environment and Forests and its Agencies.	3,486.00 0.00 3,486.00	675.00 0.00 675.00	675.00 0.00 675.00	100.00 % 0.00 % 100.00 %	19.36 % 18.14 % 50.92 % 50.92 %	1,775.00 1,775.00 50.92 % 50.92 %	47.14 %
30-Oct-13 to 30-Oct-16	FAO		0.00	0.00	0.00	0.00 %			
				0.00	0.00	0.00 %	Taka Release : % of Allocation :	0.00 0.00 %	
1,054	4501-5013	Promotion of Climate Change Unit in Co-ordinating the Bangladesh Climate Change Strategy and Action Plan (BCCASP).	4,300.00 300.00 4,000.00	757.00 15.00 742.00	734.00 11.22 722.78	96.96 % 74.80 % 97.41 %	17.00 % 15.00 % 61.45 % 60.26 %	2,642.53 2,410.53 61.45 % 60.26 %	60.00 %
1-Jan-13 to 31-Dec-16	GIZ		0.00	0.00	0.00	0.00 %			
				15.00	0.00	0.00 %	Taka Release : % of Allocation :	11.22 74.80 %	

## Project-wise Implementation Status of the project under Ministry of Environment and Forest

Reporting Period: July 2015 To June 2016

RADP:2015-16

(Taka in Lakh)

SI No.	Ministry/Division Name Agency Name Project Code and Name		Project Cost	Target and Progress			Cumulative Progress upto Reporting Period	
				Financial		Physical (% of Total Project) A) Target B) Progress	Fin. Total PA (% of Projects Cost)	Physical Progress in %
				Allocation	Expenditure			
Implementation Period	Development Partner	A) Total B) Taka C) PA D) RPA	A) Total B) Taka C) PA D) RPA E) CDVAT	A) Total B) Taka C) PA D) RPA E) CDVAT	% of Allocation			
1	2	3	4	5	6	7	8	9

<b>Executing Agency Total</b>	46,993.00	7,042.00	6,666.16	94.66 %	<b>Taka Release :</b>	41.22
	1,243.00	45.00	34.45	76.56 %	<b>% of Allocation :</b>	91.60 %
	45,750.00	6,997.00	6,631.71	94.78 %		
	36,739.00	5,105.00	4,825.65	94.53 %		
		15.00	0.00	0.00 %		

**Department of Forests**

1,055	4531-7360	Further Development of Bangabandhu Shekh Mujib Safari Park of Cox's Bazar.	3,591.99	1,378.00	1,358.31	98.57 %	40.14 %	3,017.35	83.67 %
			3,591.99	1,378.00	1,358.31	98.57 %	40.14 %	0.00	
			0.00	0.00	0.00	0.00 %		84.00 %	
			0.00	0.00	0.00	0.00 %		0.00 %	
1-Jul-11	to 30-Jun-17	Non-Donor Project	0.00	0.00	0.00	0.00 %			
				0.00	0.00	0.00 %		<b>Taka Release :</b>	1,378.00
								<b>% of Allocation :</b>	100.00 %
1,056	4531-7397	Bangabhandhu Shekh Mujib Safari Park, Gazipur (3rd Revised) Project.	32,558.77	3,095.00	3,092.60	99.92 %	8.44 %	29,196.14	92.80 %
			32,558.77	3,095.00	3,092.60	99.92 %	8.44 %	0.00	
			0.00	0.00	0.00	0.00 %		89.67 %	
			0.00	0.00	0.00	0.00 %		0.00 %	
1-Mar-10	to 31-Dec-17	Non-Donor Project	0.00	0.00	0.00	0.00 %			
				0.00	0.00	0.00 %		<b>Taka Release :</b>	3,095.00
								<b>% of Allocation :</b>	100.00 %

## Project-wise Implementation Status of the project under Ministry of Environment and Forest

Reporting Period: July 2015 To June 2016

RADP:2015-16

(Taka in Lakh)

SI No.	Ministry/Division Name Agency Name Project Code and Name		Project Cost	Target and Progress			Cumulative Progress upto Reporting Period		
				Financial		Physical (% of Total Project) A) Target B) Progress	Fin. Total PA (% of Projects Cost)	Physical Progress in %	
				Allocation	Expenditure				
1	2	3	4	5	6	7	8	9	
1,057	4531-5330	Sheikh Rasel Aviary and Eco Park Rangunia, Chittagong (3rd Revised).	4,004.31 4,004.31 0.00 0.00	574.00 574.00 0.00 0.00	572.00 572.00 0.00 0.00	99.65 % 99.65 % 0.00 % 0.00 %	13.74 % 13.74 % 0.00 % 0.00 %	3,868.55 0.00 96.61 % 0.00 %	98.85 %
1-Jul-10	to 31-Dec-16	Non-Donor Project	0.00	0.00	0.00	0.00 %			
				0.00	0.00	0.00 %	<b>Taka Release :</b> <b>% of Allocation :</b>	574.00 100.00 %	
1,058	4531-5460	Char Development and Settlement-4 (Department of Forest Component).	3,360.62 215.88 3,144.74 3,144.74	679.00 37.00 642.00 642.00	635.92 32.92 603.00 603.00	93.66 % 88.97 % 93.93 % 93.93 %	17.36 % 17.36 % 59.78 % 60.40 %	2,008.99 1,899.34 59.78 % 60.40 %	56.18 %
1-Jan-11	to 31-Dec-18	IFAD, Netherlands	0.00	0.00	0.00	0.00 %			
				0.00	0.00	0.00 %	<b>Taka Release :</b> <b>% of Allocation :</b>	37.00 100.00 %	
1,059	4531-7407	Strengthening Regional Co-operation for Wildlife Protection Project (1st Revised).	26,809.93 2,345.69 24,464.24 24,464.24	7,000.00 0.00 7,000.00 7,000.00	6,203.72 0.00 6,203.72 6,203.72	88.62 % 0.00 % 88.62 % 88.62 %	23.92 % 23.92 % 70.55 % 77.31 %	18,913.60 18,913.60 70.55 % 77.31 %	65.50 %
1-Jul-11	to 31-Dec-16	IDA	0.00	0.00	0.00	0.00 %			
				0.00	0.00	0.00 %	<b>Taka Release :</b> <b>% of Allocation :</b>	0.00 0.00 %	



## Project-wise Implementation Status of the project under Ministry of Environment and Forest

Reporting Period: July 2015 To June 2016

RADP:2015-16

(Taka in Lakh)

SI No.	Ministry/Division Name Agency Name Project Code and Name		Project Cost	Target and Progress			Cumulative Progress upto Reporting Period		
				Financial		Physical (% of Total Project) A) Target B) Progress	Fin. Total PA (% of Projects Cost)	Physical Progress in %	
				Allocation	Expenditure				
Implementation Period	Development Partner	A) Total B) Taka C) PA D) RPA	A) Total B) Taka C) PA D) RPA E) CDVAT	A) Total B) Taka C) PA D) RPA E) CDVAT	% of Allocation				
1	2	3	4	5	6	7	8	9	
1,060	4531-5490	Bio-diversity Conservation and Echo-tourism Development in Bangladesh.	5,761.40 5,761.40 0.00	1,040.00 1,040.00 0.00	985.73 985.73 0.00	94.78 % 94.78 % 0.00 %	15.04 % 15.00 % 0.00 %	5,557.52 0.00 96.46 % 0.00 %	96.20 %
1-Jul-11	to 30-Jun-16	Non-Donor Project	0.00	0.00	0.00	0.00 %			
				0.00	0.00	0.00 %	<b>Taka Release :</b>	1,040.00	
						0.00 %	<b>% of Allocation :</b>	100.00 %	
1,061	4531-5016	Bangladesh Climate Resilient Participatory Afforestation and Reforestation Project (1st Revised)	27,624.00 784.64 26,839.36	9,500.00 0.00 9,500.00	8,552.84 0.00 8,552.84	90.03 % 0.00 % 90.03 %	30.76 % 30.76 %	18,083.27 18,083.27 65.46 % 67.38 %	84.49 %
1-Jul-12	to 31-Dec-16	BCCRF	26,678.84	9,422.00	8,552.84	90.78 %			
				0.00	0.00	0.00 %	<b>Taka Release :</b>	0.00	
						0.00 %	<b>% of Allocation :</b>	0.00 %	
1,062	4531-5017	Sustainable Development and Biodiversity Conservation in Coastal (Protection) Forest (SDBC-Sundarban).	4,172.13 380.39 3,791.74	980.00 32.00 948.00	979.11 31.11 948.00	99.91 % 97.22 % 100.00 %	27.27 % 27.27 %	3,885.81 3,770.70 93.14 % 99.45 %	97.55 %
1-Jul-12	to 31-Dec-15	GTZ	0.00	0.00	0.00	0.00 %			
				32.00	0.00	0.00 %	<b>Taka Release :</b>	32.00	
						0.00 %	<b>% of Allocation :</b>	100.00 %	

## Project-wise Implementation Status of the project under Ministry of Environment and Forest

Reporting Period: July 2015 To June 2016

RADP:2015-16

(Taka in Lakh)

SI No.	Ministry/Division Name Agency Name Project Code and Name		Project Cost	Target and Progress			Cumulative Progress upto Reporting Period		
				Financial		Physical (% of Total Project) A) Target B) Progress	Fin. Total PA (% of Projects Cost)	Physical Progress in %	
				Allocation	Expenditure				
Implementation Period	Development Partner	A) Total B) Taka C) PA D) RPA	A) Total B) Taka C) PA D) RPA E) CDVAT	A) Total B) Taka C) PA D) RPA E) CDVAT	% of Allocation				
1	2	3	4	5	6	7	8	9	
1,063	4531-5031 Management of Natural Resources and Community Forestry (MNRCF-Chunty).		2,833.33 333.33 2,500.00	1.00 1.00 0.00	1.00 1.00 0.00	100.00 % 100.00 % 0.00 %	0.09 % 0.09 % 98.86 % 112.00 %	2,801.00 2,800.00	96.87 %
1-Jul-11 to 30-Sep-15	GTZ		0.00	0.00	0.00	0.00 %			
				0.00	0.00	0.00 %			
							<b>Taka Release :</b> <b>% of Allocation :</b>	1.00 100.00 %	
1,064	4531-5024 Establishment of plant gardens in the area of Lalmai Hill Areas.		1,478.90 1,478.90 0.00 0.00	12.00 12.00 0.00 0.00	11.78 11.78 0.00 0.00	98.17 % 98.17 % 0.00 % 0.00 %	0.56 % 0.56 % 0.00 % 0.00 %	11.78 0.00 0.80 % 0.00 %	0.56 %
1-Jul-15 to 30-Jun-18	Non-Donor Project		0.00	0.00	0.00	0.00 %			
				0.00	0.00	0.00 %			
							<b>Taka Release :</b> <b>% of Allocation :</b>	12.00 100.00 %	
1,065	4531-5026 Facilities Development of all Training Institute of the forest department.		2,149.49 2,149.49 0.00 0.00	50.00 50.00 0.00 0.00	50.00 50.00 0.00 0.00	100.00 % 100.00 % 0.00 % 0.00 %	0.56 % 0.56 % 0.00 % 0.00 %	50.00 0.00 2.33 % 0.00 %	0.56 %
1-Jul-15 to 30-Jun-18	Non-Donor Project		0.00	0.00	0.00	0.00 %			
				0.00	0.00	0.00 %			
							<b>Taka Release :</b> <b>% of Allocation :</b>	50.00 100.00 %	

## Project-wise Implementation Status of the project under Ministry of Environment and Forest

Reporting Period: July 2015 To June 2016

RADP:2015-16

(Taka in Lakh)

SI No.	Ministry/Division Name Agency Name Project Code and Name		Project Cost	Target and Progress			Cumulative Progress upto Reporting Period		
				Financial		Physical (% of Total Project) A) Target B) Progress	Fin. Total PA (% of Projects Cost)	Physical Progress in %	
				Allocation	Expenditure				
1	2	3	4	5	6	7	8	9	
1,066	4531-5000	Eco Restoration of the Northern region of Bangladesh.	2,250.00 2,250.00 0.00	93.00 93.00 0.00	91.40 91.40 0.00	98.28 % 98.28 % 0.00 %	3.84 % 3.84 % 0.00 %	91.40 0.00 4.06 % 0.00 %	3.84 %
1-Jul-15	to 30-Jun-18	Non-Donor Project	0.00	0.00	0.00	0.00 %			
				0.00	0.00	0.00 %		Taka Release : 93.00 % of Allocation : 100.00 %	
1,067	4531-5001	Afforestation in five coastal districts of Bangladesh	1,634.60 1,634.60 0.00	175.00 175.00 0.00	169.24 169.24 0.00	96.71 % 96.71 % 0.00 %	10.01 % 10.01 % 0.00 %	169.24 0.00 10.35 % 0.00 %	10.01 %
1-Jul-15	to 30-Jun-18	Non-Donor Project	0.00	0.00	0.00	0.00 %			
				0.00	0.00	0.00 %		Taka Release : 175.00 % of Allocation : 100.00 %	
1,068	4531-5025	Bengal Tiger Conservation activity.	11,235.50 821.39 10,414.11 0.00	2,790.00 30.00 2,760.00 0.00	2,379.87 0.00 2,379.87 0.00	85.30 % 0.00 % 86.23 % 0.00 %	3.64 % 3.64 % 21.18 % 22.85 %	2,379.87 2,379.87 21.18 % 22.85 %	3.64 %
1-Jul-14	to 30-Jun-18	USAID	0.00	0.00	0.00	0.00 %			
				30.00	0.00	0.00 %		Taka Release : 30.00 % of Allocation : 100.00 %	

## Project-wise Implementation Status of the project under Ministry of Environment and Forest

Reporting Period: July 2015 To June 2016

RADP:2015-16

(Taka in Lakh)

SI No.	Ministry/Division Name Agency Name Project Code and Name		Project Cost	Target and Progress			Cumulative Progress upto Reporting Period		
				Financial		Physical (% of Total Project) A) Target B) Progress	Fin. Total PA (% of Projects Cost)	Physical Progress in %	
				Allocation	Expenditure				
1	2	3	4	5	6	7	8	9	
1,069	4531-5027	Climate Resilient Ecosystem and Livelihoods (CREL)(Department of Forestry part ).	11,015.41	2,516.00	2,467.03	98.05 %	77.78 %	2,467.03	77.18 %
			1,064.79	272.00	223.03	82.00 %	77.18 %	2,244.00	
			9,950.62	2,244.00	2,244.00	100.00 %		22.40 %	
1-Jul-14	to 30-Jun-18	USAID	0.00	0.00	0.00	0.00 %		22.55 %	
				269.00	0.00	0.00 %			
								Taka Release :	269.00
								% of Allocation :	98.90 %
<b>Executing Agency Total</b>			140,480.38	29,883.00	27,550.55	92.19 %		Taka Release :	6,786.00
			59,375.57	6,789.00	6,619.12	97.50 %		% of Allocation :	99.96 %
			81,104.81	23,094.00	20,931.43	90.64 %			
			54,287.82	17,064.00	15,359.56	90.01 %			
				331.00	0.00	0.00 %			
<b>Bangladesh National Herbarium</b>									
1,070	4537-5011	Survey of the vascular flora of the Chittagong and Chittagong Hill Tracts.	719.50	100.00	93.30	93.30 %	40.00 %	93.30	14.00 %
			719.50	100.00	93.30	93.30 %	14.00 %	0.00	
			0.00	0.00	0.00	0.00 %		12.97 %	
			0.00	0.00	0.00	0.00 %		0.00 %	
1-Jul-15	to 30-Jun-17	Non-Donor Project	0.00	0.00	0.00	0.00 %			
				0.00	0.00	0.00 %			
								Taka Release :	100.00
								% of Allocation :	100.00 %

## Project-wise Implementation Status of the project under Ministry of Environment and Forest

Reporting Period: July 2015 To June 2016

RADP:2015-16

(Taka in Lakh)

SI No.	Ministry/Division Name Agency Name Project Code and Name		Project Cost	Target and Progress			Cumulative Progress upto Reporting Period	
				Financial		Physical (% of Total Project) A) Target B) Progress	Fin. Total PA (% of Projects Cost)	Physical Progress in %
				Allocation	Expenditure			
Implementation Period	Development Partner	A) Total B) Taka C) PA D) RPA	A) Total B) Taka C) PA D) RPA E) CDVAT	A) Total B) Taka C) PA D) RPA E) CDVAT	% of Allocation			
1	2	3	4	5	6	7	8	9

<b>Executing Agency Total</b>	719.50	100.00	93.30	93.30 %	<b>Taka Release :</b>	100.00
	719.50	100.00	93.30	93.30 %	<b>% of Allocation :</b>	<b>100.00 %</b>
	0.00	0.00	0.00	0.00 %		
	0.00	0.00	0.00	0.00 %		

**Department of Environment**

1,071	4541-5030	Clean Air and Sustainable Environment (Department of Environment Component).	14,604.00	2,830.00	2,753.84	97.31 %	19.38 %	10,578.84	97.00 %
			1,978.00	230.00	225.96	98.24 %	18.86 %	9,826.88	
			12,626.00	2,600.00	2,527.88	97.23 %		72.44 %	
1-Jul-09	to 30-Nov-16	<b>World Bank</b>	11,086.00	2,515.00	2,442.88	97.13 %		77.83 %	
				0.00	0.00	0.00 %	<b>Taka Release :</b>	230.00	
							<b>% of Allocation :</b>	100.00 %	
1,072	4541-5027	Updating and Mainstreaming of National Biodiversity Strategy and Action Plan for Bangladesh.	359.81	81.00	77.21	95.32 %	36.63 %	217.33	100.00 %
			138.65	0.00	0.00	0.00 %	36.63 %	217.33	
			221.16	81.00	77.21	95.32 %		60.40 %	
1-Oct-13	to 28-Feb-16	<b>GEF</b>	0.00	0.00	0.00	0.00 %		98.27 %	
				0.00	0.00	0.00 %	<b>Taka Release :</b>	0.00	
							<b>% of Allocation :</b>	0.00 %	

## Project-wise Implementation Status of the project under Ministry of Environment and Forest

Reporting Period: July 2015 To June 2016

RADP:2015-16

(Taka in Lakh)

SI No.	Ministry/Division Name Agency Name Project Code and Name		Project Cost	Target and Progress			Cumulative Progress upto Reporting Period		
				Allocation	Financial		Physical (% of Total Project) A) Target B) Progress	Fin. Total PA (% of Projects Cost)	Physical Progress in %
					A) Total B) Taka C) PA D) RPA E) CDVAT	A) Total B) Taka C) PA D) RPA E) CDVAT			
1	2	3	4	5	6	7	8	9	
1,073	4541-5028	Bangladesh Revision and Alignment of National Action Program (NAP) with UNCCD 10-Year Strategic Plan and Framework.	207.16	37.00	36.53	98.73 %	31.50 %	115.95	100.00 %
			91.21	0.00	0.00	0.00 %	31.50 %	115.95	
			115.95	37.00	36.53	98.73 %		55.97 %	
								100.00 %	
1-Jul-13	to 31-Dec-15	GEF	0.00	0.00	0.00	0.00 %			
				0.00	0.00	0.00 %			
							<b>Taka Release :</b>	0.00	
							<b>% of Allocation :</b>	0.00 %	
1,074	4541-5029	Bangladesh Brick Kiln Efficiency Project.	699.64	100.00	100.00	100.00 %	16.36 %	538.00	88.02 %
			88.39	0.00	0.00	0.00 %	16.36 %	538.00	
			611.25	100.00	100.00	100.00 %		76.90 %	
								88.02 %	
1-Jan-13	to 31-Dec-16	GEF	0.00	0.00	0.00	0.00 %			
				0.00	0.00	0.00 %			
							<b>Taka Release :</b>	0.00	
							<b>% of Allocation :</b>	0.00 %	
1,075	4541-5031	Implemenation of National Biosafety Framework of Bangladesh.	1,148.08	228.00	223.44	98.00 %	31.84 %	423.27	59.11 %
			431.97	0.00	0.00	0.00 %	20.00 %	223.44	
			716.11	228.00	223.44	98.00 %		36.87 %	
								31.20 %	
1-Jul-13	to 31-Dec-17	UNDP	0.00	0.00	0.00	0.00 %			
				0.00	0.00	0.00 %			
							<b>Taka Release :</b>	0.00	
							<b>% of Allocation :</b>	0.00 %	

## Project-wise Implementation Status of the project under Ministry of Environment and Forest

Reporting Period: July 2015 To June 2016

RADP:2015-16

(Taka in Lakh)

SI No.	Ministry/Division Name Agency Name Project Code and Name		Project Cost	Target and Progress			Cumulative Progress upto Reporting Period		
				Allocation	Financial		Physical (% of Total Project) A) Target B) Progress	Fin. Total PA (% of Projects Cost)	Physical Progress in %
					A) Total B) Taka C) PA D) RPA E) CDVAT	A) Total B) Taka C) PA D) RPA E) CDVAT			
1	2	3	4	5	6	7	8	9	
1,076	4541-5032	Implementation of HCFC Phase-out Management Plan-UNEP Component (Stage-1).	293.42	74.00	73.97	99.96 %	26.90 %	123.96	45.05 %
			18.29	0.00	0.00	0.00 %	26.88 %	123.96	
			275.13	74.00	73.97	99.96 %		42.25 %	
			0.00	0.00	0.00	0.00 %		45.06 %	
1-Jan-14	to 30-Jun-17	MLF, UNEP		0.00	5.69	0.00 %			
				0.00		0.00 %	<b>Taka Release :</b>	0.00	
							<b>% of Allocation :</b>	0.00 %	
1,077	4541-5033	Bangladesh Third National Communication (TNC) to the UNFCC.	378.55	91.00	91.00	100.00 %	33.00 %	184.67	52.52 %
			26.95	0.00	0.00	0.00 %	33.00 %	184.67	
			351.60	91.00	91.00	100.00 %		48.78 %	
			0.00	0.00	0.00	0.00 %		52.52 %	
1-Apr-14	to 31-Mar-17	UNDP, GEF		0.00	0.00	0.00 %			
				0.00	0.00	0.00 %	<b>Taka Release :</b>	0.00	
							<b>% of Allocation :</b>	0.00 %	
1,078	4541-5025	Renewal of Institutional Strengthening for the Phase-out of Ozone Depleting Substance (Phase-VII).	131.62	42.00	41.99	99.98 %	41.95 %	61.97	61.90 %
			29.70	0.00	0.00	0.00 %	41.94 %	61.97	
			101.92	42.00	41.99	99.98 %		47.08 %	
			0.00	0.00	0.00	0.00 %		60.80 %	
1-Jul-14	to 30-Jun-16	UNDP, MLF		0.00	0.00	0.00 %			
				0.00	0.00	0.00 %	<b>Taka Release :</b>	0.00	
							<b>% of Allocation :</b>	0.00 %	

## Project-wise Implementation Status of the project under Ministry of Environment and Forest

Reporting Period: July 2015 To June 2016

RADP:2015-16

(Taka in Lakh)

SI No.	Ministry/Division Name Agency Name Project Code and Name		Project Cost	Target and Progress			Cumulative Progress upto Reporting Period		
				Financial		Physical (% of Total Project) A) Target B) Progress	Fin. Total PA (% of Projects Cost)	Physical Progress in %	
				Allocation	Expenditure				
Implementation Period	Development Partner	A) Total B) Taka C) PA D) RPA	A) Total B) Taka C) PA D) RPA E) CDVAT	A) Total B) Taka C) PA D) RPA E) CDVAT	% of Allocation				
1	2	3	4	5	6	7	8	9	
1,079	4541-5036	Strengthening Monitoring and Enforcement in the Meghna River for Dhaka's Sustainable Water Supply.	1,161.30	300.00	294.00	98.00 %	38.75 %	294.00	37.97 %
			387.10	0.00	0.00	0.00 %	37.97 %	294.00	
			774.20	300.00	294.00	98.00 %		25.32 %	
1-Jul-15 to 30-Jun-17	ADB		0.00	0.00	0.00	0.00 %		37.97 %	
				0.00	0.00	0.00 %	<b>Taka Release :</b>		0.00
						0.00 %	<b>% of Allocation :</b>		0.00 %
1,080	4541-5001	Installation of Improved Cook Stove? (ICS) in Selected Areas of Bangladesh.	588.40	302.00	294.89	97.65 %	48.29 %	294.89	47.16 %
			8.40	0.00	0.00	0.00 %	47.16 %	294.89	
			580.00	302.00	294.89	97.65 %		50.12 %	
1-Sep-15 to 30-Nov-16	India		0.00	0.00	0.00	0.00 %		50.84 %	
				0.00	0.00	0.00 %	<b>Taka Release :</b>		0.00
						0.00 %	<b>% of Allocation :</b>		0.00 %
1,081	4541-5000	Climate Resilient Ecosystems and Livelihood in ECA (CREL-ECA) Project.	5,234.08	1,036.00	1,141.14	110.15 %	19.84 %	3,972.40	76.82 %
			258.25	49.00	44.60	91.02 %	19.84 %	3,927.80	
			4,975.83	987.00	1,096.54	111.10 %		75.89 %	
1-Jul-13 to 30-Jun-18	USAID		0.00	0.00	0.00	0.00 %		78.94 %	
				0.00	44.60	0.00 %	<b>Taka Release :</b>		46.00
						0.00 %	<b>% of Allocation :</b>		93.88 %



## Project-wise Implementation Status of the project under Ministry of Environment and Forest

Reporting Period: July 2015 To June 2016

RADP:2015-16

(Taka in Lakh)

SI No.	Ministry/Division Name Agency Name Project Code and Name		Project Cost	Target and Progress			Cumulative Progress upto Reporting Period	
				Financial		Physical (% of Total Project) A) Target B) Progress	Fin. Total PA (% of Projects Cost)	Physical Progress in %
				Allocation	Expenditure			
Implementation Period	Development Partner	A) Total B) Taka C) PA D) RPA	A) Total B) Taka C) PA D) RPA E) CDVAT	A) Total B) Taka C) PA D) RPA E) CDVAT	% of Allocation			
1	2	3	4	5	6	7	8	9

<b>Executing Agency Total</b>	24,806.06	5,121.00	5,128.01	100.14 %	<b>Taka Release :</b>	276.00
	3,456.91	279.00	270.56	96.97 %	<b>% of Allocation :</b>	<b>98.92 %</b>
	21,349.15	4,842.00	4,857.45	100.32 %		
	11,086.00	2,515.00	2,442.88	97.13 %		
		0.00	50.29	0.00 %		

**Bangladesh Forest Industries Development Corporation (BFIDC)**

1,082	4505-0001	Establishment of Pressure Treatment plant to Process Rubber Wood at Sylhet Zone	1,367.93 1,367.93 0.00 0.00	1,161.26 1,161.26 0.00 0.00	185.28 185.28 0.00 0.00	15.96 % 15.96 % 0.00 % 0.00 %	85.00 % 15.00 %	369.93 0.00 27.04 % 0.00 %	28.50 %
1-Jul-12	to 30-Jun-15	Non-Donor Project			0.00 8.00	0.00 % 0.00 %		<b>Taka Release :</b> <b>% of Allocation :</b>	185.28 15.96 %
1,083	4505-0002	Establishment of Rangunia Rabber Estate in Chittagong Zone (1st Phase).	1,087.90 1,087.90 0.00 0.00	90.86 90.86 0.00 0.00	72.06 72.06 0.00 0.00	79.31 % 79.31 % 0.00 % 0.00 %	8.00 % 7.00 %	72.06 0.00 6.62 % 0.00 %	7.00 %
1-Jul-12	to 30-Jun-17	Non-Donor Project			0.00 0.00	0.00 % 0.00 %		<b>Taka Release :</b> <b>% of Allocation :</b>	73.38 80.76 %

## Project-wise Implementation Status of the project under Ministry of Environment and Forest

Reporting Period: July 2015 To June 2016

RADP:2015-16

(Taka in Lakh)

SI No.	Ministry/Division Name Agency Name Project Code and Name		Project Cost	Target and Progress			Cumulative Progress upto Reporting Period		
				Financial		Physical (% of Total Project) A) Target B) Progress	Fin. Total PA (% of Projects Cost)	Physical Progress in %	
	Allocation	Expenditure							
	Implementation Period	Development Partner	A) Total B) Taka C) PA D) RPA	A) Total B) Taka C) PA D) RPA E) CDVAT	A) Total B) Taka C) PA D) RPA E) CDVAT	% of Allocation			
	1	2	3	4	5	6	7	8	9

<b>Executing Agency Total</b>	2,455.83	1,252.12	257.34	20.55 %	<b>Taka Release :</b> 258.66
	2,455.83	1,252.12	257.34	20.55 %	
	0.00	0.00	0.00	0.00 %	
	0.00	0.00	0.00	0.00 %	
		0.00	8.00	0.00 %	
<b>Ministry Total</b>	215,454.77	43,398.12	39,695.36	91.47 %	<b>Taka Release :</b> 7,461.88
	67,250.81	8,465.12	7,274.77	85.94 %	
	148,203.96	34,933.00	32,420.59	92.81 %	
	102,112.82	24,684.00	22,628.09	91.67 %	
		346.00	58.29	16.85 %	

## Project-wise Implementation Status of the project under Ministry of Land

Reporting Period: July 2015 To June 2016

RADP:2015-16

(Taka in Lakh)

SI No.	Ministry/Division Name Agency Name Project Code and Name		Project Cost	Target and Progress			Cumulative Progress upto Reporting Period	
				Financial		Physical (% of Total Project) A) Target B) Progress	Fin. Total PA (% of Projects Cost)	Physical Progress in %
				Allocation	Expenditure			
Implementation Period	Development Partner	A) Total B) Taka C) PA D) RPA	A) Total B) Taka C) PA D) RPA E) CDVAT	A) Total B) Taka C) PA D) RPA E) CDVAT	% of Allocation			
1	2	3	4	5	6	7	8	9

## Ministry of Land

## Ministry's Own

1,084	4601-5120	Clustered Village (Climate Victims Rehabilitation) Project (CVRP).	18,729.00 18,729.00 0.00 0.00	205.00 205.00 0.00 0.00	155.54 155.54 0.00 0.00	75.87 % 75.87 % 0.00 % 0.00 %	2.00 % 1.00 % 98.15 % 0.00 %	18,383.13 0.00 98.15 % 0.00 %	99.00 %
1-Jan-09	to 30-Sep-15	Non-Donor Project						Taka Release : % of Allocation :	205.00 100.00 %
1,085	4601-5200	Strengthening Settlement Press, Map, Printing Press and Preparation of Digital Map.	1,993.00 1,993.00 0.00 0.00	300.00 300.00 0.00 0.00	208.30 208.30 0.00 0.00	69.43 % 69.43 % 0.00 % 0.00 %	15.00 % 10.00 % 74.43 % 0.00 %	1,483.40 0.00 74.43 % 0.00 %	80.00 %
1-Jul-10	to 30-Jun-17	Non-Donor Project						Taka Release : % of Allocation :	284.00 94.67 %
1,086	4601-5210	Char Development and Settlement-4 (Noakhali district administration).	583.00 269.06 313.94 313.94	150.00 104.00 46.00 46.00	138.06 96.93 41.13 41.13	92.04 % 93.20 % 89.41 % 89.41 %	25.00 % 23.00 % 83.65 % 86.69 %	487.68 272.14 83.65 % 86.69 %	83.00 %
1-Jan-11	to 31-Dec-16	IFAD, Netherlands						Taka Release : % of Allocation :	104.00 100.00 %

## Project-wise Implementation Status of the project under Ministry of Land

Reporting Period: July 2015 To June 2016

RADP:2015-16

(Taka in Lakh)

SI No.	Ministry/Division Name Agency Name Project Code and Name		Project Cost	Target and Progress			Cumulative Progress upto Reporting Period		
				Financial		Physical (% of Total Project) A) Target B) Progress	Fin. Total PA (% of Projects Cost)	Physical Progress in %	
				Allocation	Expenditure				
Implementation Period	Development Partner	A) Total B) Taka C) PA D) RPA	A) Total B) Taka C) PA D) RPA E) CDVAT	A) Total B) Taka C) PA D) RPA E) CDVAT	% of Allocation				
1	2	3	4	5	6	7	8	9	
1,087	4601-5230	Strengthening Governance Management Project (Component-B) : Digital Land Management System.	15,584.00 2,792.00 12,792.00	4,940.00 940.00 4,000.00	1,480.45 890.85 589.60	29.97 % 94.77 % 14.74 %	20.00 % 7.00 % 16.54 % 11.54 %	2,577.12 1,475.82 16.54 % 11.54 %	15.00 %
1-Jul-11	to 31-Dec-16	ADB	10,121.08	4,000.00 750.00	589.60 750.00	14.74 % 100.00 %		Taka Release : 940.00 % of Allocation : 100.00 %	
1,088	4601-5220	Strengthening Access to land Property Rights to all citizens of Bangladesh	10,642.91 642.91 10,000.00 2,295.00	840.00 190.00 650.00 150.00	1,267.16 181.47 1,085.69 150.00	150.85 % 95.51 % 167.03 % 100.00 %	10.00 % 12.00 % 68.55 % 70.39 %	7,295.56 7,039.12 68.55 % 70.39 %	70.00 %
1-Jul-11	to 30-Jun-17	EU	2,295.00	150.00 180.00	150.00 180.00	100.00 % 100.00 %		Taka Release : 190.00 % of Allocation : 100.00 %	
1,089	4601-5015	Capacity Building and Supporting the Implementation Strengthening Governance Management Project (Component-B : Digital Land Management System).	402.00 65.00 337.00 0.00	180.00 6.00 174.00 0.00	56.25 2.00 54.25 0.00	31.25 % 33.33 % 31.18 % 0.00 %	45.00 % 40.00 % 90.58 % 104.82 %	364.12 353.25 90.58 % 104.82 %	117.00 %
1-Jul-11	to 31-Mar-16	ADB	0.00	0.00 0.00	0.00 0.00	0.00 % 0.00 %		Taka Release : 3.00 % of Allocation : 50.00 %	

## Project-wise Implementation Status of the project under Ministry of Land

Reporting Period: July 2015 To June 2016

RADP:2015-16

(Taka in Lakh)

SI No.	Ministry/Division Name Agency Name Project Code and Name		Project Cost	Target and Progress			Cumulative Progress upto Reporting Period		
				Financial		Physical (% of Total Project) A) Target B) Progress	Fin. Total PA (% of Projects Cost)	Physical Progress in %	
				Allocation	Expenditure				
Implementation Period	Development Partner	A) Total B) Taka C) PA D) RPA	A) Total B) Taka C) PA D) RPA E) CDVAT	A) Total B) Taka C) PA D) RPA E) CDVAT	% of Allocation	A) Target B) Progress	Fin. Total PA (% of Projects Cost)	Physical Progress in %	
1	2	3	4	5	6	7	8	9	
1,090	4601-5016	Land Survey, Record Compilation and Preservation through Digital System (1st phase-Computerization of existing Mouza Maps and Ledgers).	9,277.00 9,277.00 0.00	550.00 550.00 0.00	548.27 548.27 0.00	99.69 % 99.69 % 0.00 %	6.00 % 6.00 % 0.00 %	1,672.63 0.00 18.03 % 0.00 %	18.00 %
1-Jul-12 to 30-Jun-16	Non-Donor Project		0.00	0.00	0.00	0.00 %			
				0.00	0.00	0.00 %		Taka Release : 550.00 % of Allocation : 100.00 %	
1,091	4601-5014	National Land Zoning Project (2nd Phase).	2,754.96 2,754.96 0.00	750.00 750.00 0.00	748.65 748.65 0.00	99.82 % 99.82 % 0.00 %	28.00 % 27.00 % 0.00 %	1,980.62 0.00 71.89 % 0.00 %	97.00 %
1-Jul-12 to 30-Jun-17	Non-Donor Project		0.00	0.00	0.00	0.00 %			
				0.00	0.00	0.00 %		Taka Release : 750.00 % of Allocation : 100.00 %	
1,092	4601-5018	Construction of Upazila & Union Land Office (6th phase) project.	53,725.00 53,725.00 0.00	4,000.00 4,000.00 0.00	3,984.00 3,984.00 0.00	99.60 % 99.60 % 0.00 %	8.00 % 7.00 % 0.00 %	3,984.00 0.00 7.42 % 0.00 %	7.00 %
1-Jul-14 to 30-Jun-19	Non-Donor Project		0.00	0.00	0.00	0.00 %			
				0.00	0.00	0.00 %		Taka Release : 4,000.00 % of Allocation : 100.00 %	

## Project-wise Implementation Status of the project under Ministry of Land

Reporting Period: July 2015 To June 2016

RADP:2015-16

(Taka in Lakh)

SI No.	Ministry/Division Name Agency Name Project Code and Name		Project Cost	Target and Progress			Cumulative Progress upto Reporting Period		
				Financial		Physical (% of Total Project) A) Target B) Progress	Fin. Total PA (% of Projects Cost)	Physical Progress in %	
				Allocation	Expenditure				
1	2	3	4	5	6	7	8	9	
1,093	4601-5000	Construction of Land Building Complex.	13,996.00	247.00	0.00	0.00 %	0.00 %	0.00	0.00 %
			13,996.00	247.00	0.00	0.00 %	0.00 %	0.00	0.00 %
			0.00	0.00	0.00	0.00 %		0.00 %	
			0.00	0.00	0.00	0.00 %		0.00 %	
1-Jul-15	to 30-Jun-18	Non-Donor Project	0.00	0.00	0.00	0.00 %			
				0.00	0.00	0.00 %			
							<b>Taka Release :</b>	0.00	
							<b>% of Allocation :</b>	0.00 %	
1,094	4601-5019	Cluster villages (Climate Victims Rehabilitation) (second phase).	25,829.00	2,000.00	1,794.09	89.70 %	8.00 %	1,794.09	7.00 %
			25,829.00	2,000.00	1,794.09	89.70 %	7.00 %	0.00	
			0.00	0.00	0.00	0.00 %		6.95 %	
			0.00	0.00	0.00	0.00 %		0.00 %	
1-Oct-15	to 30-Jun-20	Non-Donor Project	0.00	0.00	0.00	0.00 %			
				0.00	0.00	0.00 %			
							<b>Taka Release :</b>	2,000.00	
							<b>% of Allocation :</b>	100.00 %	
<b>Executing Agency Total</b>			153,515.87	14,162.00	10,380.77	73.30 %			
			130,072.93	9,292.00	8,610.10	92.66 %			
			23,442.94	4,870.00	1,770.67	36.36 %			
			12,730.02	4,196.00	780.73	18.61 %			
				954.00	930.00	97.48 %			
							<b>Taka Release :</b>	9,026.00	
							<b>% of Allocation :</b>	97.14 %	

## Project-wise Implementation Status of the project under Ministry of Land

Reporting Period: July 2015 To June 2016

RADP:2015-16

(Taka in Lakh)

SI No.	Ministry/Division Name Agency Name Project Code and Name		Project Cost	Target and Progress			Cumulative Progress upto Reporting Period		
				Allocation	Financial		Physical (% of Total Project) A) Target B) Progress	Fin. Total PA (% of Projects Cost)	Physical Progress in %
					A) Total B) Taka C) PA D) RPA E) CDVAT	A) Total B) Taka C) PA D) RPA E) CDVAT			
1	2	3	4	5	6	7	8	9	
	Implementation Period	Development Partner							
<b>Ministry Total</b>			153,515.87	14,162.00	10,380.77	73.30 %	<b>Taka Release :</b>	9,026.00	
			130,072.93	9,292.00	8,610.10	92.66 %	<b>% of Allocation :</b>	97.14 %	
			23,442.94	4,870.00	1,770.67	36.36 %			
			12,730.02	4,196.00	780.73	18.61 %			
				954.00	930.00	97.48 %			

## Project-wise Implementation Status of the project under Ministry of Water Resources

Reporting Period: July 2015 To June 2016

RADP:2015-16

(Taka in Lakh)

SI No.	Ministry/Division Name Agency Name Project Code and Name		Project Cost	Target and Progress			Cumulative Progress upto Reporting Period		
				Financial		Physical (% of Total Project) A) Target B) Progress	Fin. Total PA (% of Projects Cost)	Physical Progress in %	
	Allocation	Expenditure							
	Implementation Period	Development Partner	A) Total B) Taka C) PA D) RPA	A) Total B) Taka C) PA D) RPA E) CDVAT	A) Total B) Taka C) PA D) RPA E) CDVAT	% of Allocation			
	1	2	3	4	5	6	7	8	9

## Ministry of Water Resources

## Bangladesh Water Development Board

1,095	4705-7170	Upper Surma-Kushiara Flood Control and Drainage Project.	14,458.46 14,458.46 0.00 0.00	1,400.00 1,400.00 0.00 0.00	1,385.25 1,385.25 0.00 0.00	98.95 % 98.95 % 0.00 % 0.00 %	9.68 % 9.58 % 96.21 % 0.00 %	13,910.61 0.00 96.21 % 0.00 %	96.21 %
1-Jul-01	to 30-Jun-16	Non-Donor Project						Taka Release : 1,400.00 % of Allocation : 100.00 %	
1,096	4705-9120	New Dakatia and Old Dakatia Little Feni River Drainage Project.	28,052.00 28,052.00 0.00 0.00	10,000.00 10,000.00 0.00 0.00	9,990.80 9,990.80 0.00 0.00	99.91 % 99.91 % 0.00 % 0.00 %	8.00 % 7.85 % 82.74 % 0.00 %	23,209.60 0.00 82.74 % 0.00 %	97.85 %
1-Jul-03	to 30-Jun-17	Non-Donor Project						Taka Release : 10,000.00 % of Allocation : 100.00 %	
1,097	4705-9160	Tista Barage Project ((Phase-2).	41,332.57 41,332.57 0.00 0.00	5,200.00 5,200.00 0.00 0.00	5,172.66 5,172.66 0.00 0.00	99.47 % 99.47 % 0.00 % 0.00 %	12.51 % 12.51 % 68.30 % 0.00 %	28,230.85 0.00 68.30 % 0.00 %	68.30 %
1-Jul-06	to 30-Jun-18	Non-Donor Project						Taka Release : 5,200.00 % of Allocation : 100.00 %	



## Project-wise Implementation Status of the project under Ministry of Water Resources

Reporting Period: July 2015 To June 2016

RADP:2015-16

(Taka in Lakh)

SI No.	Ministry/Division Name Agency Name Project Code and Name		Project Cost	Target and Progress			Cumulative Progress upto Reporting Period		
				Financial		Physical (% of Total Project) A) Target B) Progress	Fin. Total PA (% of Projects Cost)	Physical Progress in %	
				Allocation	Expenditure				
Implementation Period	Development Partner	A) Total B) Taka C) PA D) RPA	A) Total B) Taka C) PA D) RPA E) CDVAT	A) Total B) Taka C) PA D) RPA E) CDVAT	% of Allocation				
1	2	3	4	5	6	7	8	9	
1,098	4705-8636	Water Management Improvement Project.	81,595.11	4,800.00	4,289.26	89.36 %	5.15 %	77,173.69	99.85 %
			7,046.70	900.00	852.98	94.78 %	5.00 %	71,359.11	
			74,548.41	3,900.00	3,436.28	88.11 %		94.58 %	
1-Jul-04	to 31-Dec-16	IDA, Netherlands	74,548.41	3,900.00	3,436.28	88.11 %		95.72 %	
				0.00	0.00	0.00 %			
							<b>Taka Release :</b>	900.00	
							<b>% of Allocation :</b>	100.00 %	
1,099	4705-9220	Feasibility Study and Detailed Design Ganges Barrage Project.	4,557.93	259.00	231.72	89.47 %	0.50 %	4,529.42	100.00 %
			4,557.93	259.00	231.72	89.47 %	0.50 %	0.00	
			0.00	0.00	0.00	0.00 %		99.37 %	
			0.00	0.00	0.00	0.00 %		0.00 %	
1-Jul-04	to 30-Jun-16	Non-Donor Project	0.00	0.00	0.00	0.00 %			
				0.00	0.00	0.00 %			
							<b>Taka Release :</b>	249.64	
							<b>% of Allocation :</b>	96.39 %	
1,100	4705-8110	Removal of Drainage Congestion from the beels Adjacent to Bhabadaha Area under Jessore District (Phase-1) .	11,586.58	1.00	0.00	0.00 %	0.00 %	6,868.18	93.02 %
			11,586.58	1.00	0.00	0.00 %	0.00 %	0.00	
			0.00	0.00	0.00	0.00 %		59.28 %	
			0.00	0.00	0.00	0.00 %		0.00 %	
1-Jul-06	to 30-Jun-15	Non-Donor Project	0.00	0.00	0.00	0.00 %			
				0.00	0.00	0.00 %			
							<b>Taka Release :</b>	0.00	
							<b>% of Allocation :</b>	0.00 %	

## Project-wise Implementation Status of the project under Ministry of Water Resources

Reporting Period: July 2015 To June 2016

RADP:2015-16

(Taka in Lakh)

SI No.	Ministry/Division Name Agency Name Project Code and Name		Project Cost	Target and Progress			Cumulative Progress upto Reporting Period		
				Financial		Physical (% of Total Project) A) Target B) Progress	Fin. Total PA (% of Projects Cost)	Physical Progress in %	
				Allocation	Expenditure				
Implementation Period	Development Partner	A) Total B) Taka C) PA D) RPA	A) Total B) Taka C) PA D) RPA E) CDVAT	A) Total B) Taka C) PA D) RPA E) CDVAT	% of Allocation				
1	2	3	4	5	6	7	8	9	
1,101	4705-8050 Emergency 2007 Cyclone Recovery and Restoration Project (ECRRP) (BWDB Part)		75,050.00 107.58 74,942.42	20,000.00 0.00 20,000.00	16,203.00 0.00 16,203.00	81.02 % 0.00 % 81.02 %	26.65 % 23.15 % 68.75 %	51,599.66 51,599.66 68.85 %	73.50 %
1-Jul-08 to 30-Jun-17	IDA		74,925.15	20,000.00 0.00	16,203.00 0.00	81.02 % 0.00 %			
							<b>Taka Release :</b> <b>% of Allocation :</b>	0.00 0.00 %	
1,102	4705-8150 Garai River Restoration Project.		67,654.68 67,654.68 0.00	3,000.00 3,000.00 0.00	1,239.30 1,239.30 0.00	41.31 % 41.31 % 0.00 %	5.46 % 1.83 % 0.00 %	56,221.79 0.00 83.10 %	83.78 %
1-Jul-09 to 30-Jun-17	Non-Donor Project		0.00	0.00 0.00	0.00 0.00	0.00 % 0.00 %			
							<b>Taka Release :</b> <b>% of Allocation :</b>	3,000.00 100.00 %	
1,103	4705-8180 Charfashion and Monpura Town Protection Project in Bhola District.		16,804.59 16,804.59 0.00	3,000.00 3,000.00 0.00	3,000.00 3,000.00 0.00	100.00 % 100.00 % 0.00 %	17.00 % 17.00 % 0.00 %	12,023.57 0.00 71.55 %	83.00 %
1-Jul-09 to 30-Jun-16	Non-Donor Project		0.00	0.00 0.00	0.00 0.00	0.00 % 0.00 %			
							<b>Taka Release :</b> <b>% of Allocation :</b>	3,000.00 100.00 %	

## Project-wise Implementation Status of the project under Ministry of Water Resources

Reporting Period: July 2015 To June 2016

RADP:2015-16

(Taka in Lakh)

SI No.	Ministry/Division Name Agency Name Project Code and Name		Project Cost	Target and Progress			Cumulative Progress upto Reporting Period		
				Financial		Physical (% of Total Project) A) Target B) Progress	Fin. Total PA (% of Projects Cost)	Physical Progress in %	
				Allocation	Expenditure				
Implementation Period	Development Partner	A) Total B) Taka C) PA D) RPA	A) Total B) Taka C) PA D) RPA E) CDVAT	A) Total B) Taka C) PA D) RPA E) CDVAT	% of Allocation				
1	2	3	4	5	6	7	8	9	
1,104	4705-8200	Gazner Bill Link River Excavation , Development of Irrigation Facilities and Fish Cultivation Project at Sujanagar Upazilla in Pabna District (BWDB part).	39,419.91 39,419.91 0.00	8,200.00 8,200.00 0.00	8,200.00 8,200.00 0.00	100.00 % 100.00 % 0.00 %	20.80 % 20.90 % 0.00 %	14,987.17 0.00 38.02 % 0.00 %	40.07 %
1-Jan-10 to 30-Jun-17	Non-Donor Project		0.00	0.00	0.00	0.00 %			
				0.00	0.00	0.00 %	<b>Taka Release :</b> <b>% of Allocation :</b>	8,200.00 100.00 %	
1,105	4705-9498	Tarail-Pachuria Flood Control, Drainage & Irrigation Project (2nd Phase).	28,144.57 28,144.57 0.00	3,700.00 3,700.00 0.00	3,690.36 3,690.36 0.00	99.74 % 99.74 % 0.00 %	15.00 % 15.00 % 0.00 %	18,374.93 0.00 65.29 % 0.00 %	70.00 %
1-Mar-10 to 30-Jun-17	Non-Donor Project		0.00	0.00	0.00	0.00 %			
				0.00	0.00	0.00 %	<b>Taka Release :</b> <b>% of Allocation :</b>	3,690.36 99.74 %	
1,106	4705-9533	Project for Protection of Shahbazpur Gas Field from the Erosion of River Meghna at Borhanuddin Upazilla of Bhola District (Phase-II).	21,687.09 21,687.09 0.00	1,727.00 1,727.00 0.00	1,727.00 1,727.00 0.00	100.00 % 100.00 % 0.00 %	12.30 % 12.30 % 0.00 %	12,213.94 0.00 56.32 % 0.00 %	61.30 %
1-Mar-10 to 30-Jun-17	Non-Donor Project		0.00	0.00	0.00	0.00 %			
				0.00	0.00	0.00 %	<b>Taka Release :</b> <b>% of Allocation :</b>	1,727.00 100.00 %	

## Project-wise Implementation Status of the project under Ministry of Water Resources

Reporting Period: July 2015 To June 2016

RADP:2015-16

(Taka in Lakh)

SI No.	Ministry/Division Name Agency Name Project Code and Name		Project Cost	Target and Progress			Cumulative Progress upto Reporting Period		
				Financial		Physical (% of Total Project) A) Target B) Progress	Fin. Total PA (% of Projects Cost)	Physical Progress in %	
				Allocation	Expenditure				
Implementation Period	Development Partner	A) Total B) Taka C) PA D) RPA	A) Total B) Taka C) PA D) RPA E) CDVAT	A) Total B) Taka C) PA D) RPA E) CDVAT	% of Allocation	A) Target B) Progress	Fin. Total PA (% of Projects Cost)	Physical Progress in %	
1	2	3	4	5	6	7	8	9	
1,107	4705-6000	Protection of Left Bank of the Jamuna River Erosion from Bahadurbadghat to futani bazar in Jamalpur and Pingna Bazar Area in Sharishabari upazilla and Horinadhar to Horgila in Islampur Upazilla under Jamalpur District.	48,949.40 48,949.40 0.00	13,500.00 13,500.00 0.00	13,449.13 13,449.13 0.00	99.62 % 99.62 % 0.00 %	17.00 % 17.00 % 0.00 %	38,437.35 0.00 78.52 % 0.00 %	80.00 %
1-Jul-09 to 30-Jun-17	Non-Donor Project		0.00	0.00	0.00	0.00 %			
				0.00	0.00	0.00 %	<b>Taka Release :</b> <b>% of Allocation :</b>	13,500.00 100.00 %	
1,108	4705-6020	Capital (Pilot) Dradging of River System in Bangladesh.	102,211.44 102,211.44 0.00	9,078.00 9,078.00 0.00	9,028.14 9,028.14 0.00	99.45 % 99.45 % 0.00 %	7.33 % 7.83 % 0.00 %	90,828.40 0.00 88.86 % 0.00 %	91.78 %
1-Mar-10 to 30-Jun-17	Non-Donor Project		0.00	0.00	0.00	0.00 %			
				0.00	0.00	0.00 %	<b>Taka Release :</b> <b>% of Allocation :</b>	9,036.85 99.55 %	
1,109	4705-6010	Buriganga River Restoration (New Dholeshori-Pungli-Bongshi-Turag-Buriganga River System).	94,409.07 94,409.07 0.00	2,500.00 2,500.00 0.00	2,485.77 2,485.77 0.00	99.43 % 99.43 % 0.00 %	2.50 % 4.10 % 0.00 %	14,101.81 0.00 14.94 % 0.00 %	17.84 %
1-Jul-10 to 30-Jun-20	Non-Donor Project		0.00	0.00	0.00	0.00 %			
				0.00	0.00	0.00 %	<b>Taka Release :</b> <b>% of Allocation :</b>	2,500.00 100.00 %	

## Project-wise Implementation Status of the project under Ministry of Water Resources

Reporting Period: July 2015 To June 2016

RADP:2015-16

(Taka in Lakh)

SI No.	Ministry/Division Name Agency Name Project Code and Name		Project Cost	Target and Progress			Cumulative Progress upto Reporting Period		
				Financial		Physical (% of Total Project) A) Target B) Progress	Fin. Total PA (% of Projects Cost)	Physical Progress in %	
				Allocation	Expenditure				
Implementation Period	Development Partner	A) Total B) Taka C) PA D) RPA	A) Total B) Taka C) PA D) RPA E) CDVAT	A) Total B) Taka C) PA D) RPA E) CDVAT	% of Allocation				
1	2	3	4	5	6	7	8	9	
1,110	4705-9501	Construction of Additional Pump Station at Goran Chatbari.	7,983.00 7,983.00 0.00	1.00 1.00 0.00	0.00 0.00 0.00	0.00 % 0.00 % 0.00 %	0.00 % 0.00 % 0.00 %	0.00 0.00 0.00 %	0.00 % 0.00 % 0.00 %
1-Apr-10 to 30-Jun-15	Non-Donor Project		0.00	0.00	0.00	0.00 %			
				0.00	0.00	0.00 %	<b>Taka Release :</b>	0.00	
							<b>% of Allocation :</b>	0.00 %	
1,111	4705-8260	Procurement of Dragger and Relevant Machine Tools for Dragging River of Bangladesh.	125,353.58 125,353.58 0.00	21,765.00 21,765.00 0.00	21,230.42 21,230.42 0.00	97.54 % 97.54 % 0.00 %	17.36 % 16.93 % 0.00 %	57,017.46 0.00 45.49 %	45.48 % 0.00 % 0.00 %
1-Jul-10 to 31-Dec-16	Non-Donor Project		0.00	0.00	0.00	0.00 %			
				0.00	0.00	0.00 %	<b>Taka Release :</b>	21,765.00	
							<b>% of Allocation :</b>	100.00 %	
1,112	4705-9552	Re-excavation of Langan, Bemalia and Balbhadra River in Brahmanbaria and Habigonj District.	4,974.18 4,974.18 0.00	1,075.00 1,075.00 0.00	1,067.52 1,067.52 0.00	99.30 % 99.30 % 0.00 %	21.52 % 21.46 % 0.00 %	3,194.76 0.00 64.23 %	68.69 % 0.00 % 0.00 %
1-Nov-10 to 30-Jun-16	Non-Donor Project		0.00	0.00	0.00	0.00 %			
				0.00	0.00	0.00 %	<b>Taka Release :</b>	1,070.76	
							<b>% of Allocation :</b>	99.61 %	

## Project-wise Implementation Status of the project under Ministry of Water Resources

Reporting Period: July 2015 To June 2016

RADP:2015-16

(Taka in Lakh)

SI No.	Ministry/Division Name Agency Name Project Code and Name		Project Cost	Target and Progress			Cumulative Progress upto Reporting Period		
				Financial		Physical (% of Total Project) A) Target B) Progress	Fin. Total PA (% of Projects Cost)	Physical Progress in %	
				Allocation	Expenditure				
Implementation Period	Development Partner	A) Total B) Taka C) PA D) RPA	A) Total B) Taka C) PA D) RPA E) CDVAT	A) Total B) Taka C) PA D) RPA E) CDVAT	% of Allocation				
1	2	3	4	5	6	7	8	9	
1,113	4705-8250	Right Bank Preservation of Jamuna River at Sirajgonj Sadar and Kazipur Upazilla in Sirajgonj District.	42,081.73 42,081.73 0.00	12,000.00 12,000.00 0.00	12,000.00 12,000.00 0.00	100.00 % 100.00 % 0.00 %	28.52 % 32.09 % 0.00 %	32,030.96 0.00 76.12 % 0.00 %	94.34 %
1-Oct-10 to 30-Jun-17	Non-Donor Project		0.00	0.00	0.00	0.00 %			
				0.00	0.00	0.00 %	<b>Taka Release :</b>	12,000.00	
						0.00 %	<b>% of Allocation :</b>	100.00 %	
1,114	4705-9460	Left Bank Preservation of Bhramaputra River at Saheber Alga of Datbhanga under Roumari Upazilla in Kurigram District and Protection Shaghata Bazar and Adjacent Area under Shaghata Upazilla of Gaibandha District from the Erosion of Jamuna River.	18,691.80 18,691.80 0.00	4,500.00 4,500.00 0.00	4,500.00 4,500.00 0.00	100.00 % 100.00 % 0.00 %	23.87 % 23.80 % 0.00 %	16,769.27 0.00 89.71 % 0.00 %	99.93 %
1-Oct-10 to 30-Jun-16	Non-Donor Project		0.00	0.00	0.00	0.00 %			
				0.00	0.00	0.00 %	<b>Taka Release :</b>	4,500.00	
						0.00 %	<b>% of Allocation :</b>	100.00 %	
1,115	4705-9548	Protection of Right Bank of Jamuna from Nagarbari to Kazirhat at Bera Upazilla and Left Bank Protection of Padma in different Places at Sujanagar Upazilla in Pabna District.	21,906.63 21,906.63 0.00	6,000.00 6,000.00 0.00	6,000.00 6,000.00 0.00	100.00 % 100.00 % 0.00 %	27.39 % 28.15 % 0.00 %	15,699.05 0.00 71.66 % 0.00 %	78.77 %
1-Jan-11 to 30-Jun-17	Non-Donor Project		0.00	0.00	0.00	0.00 %			
				0.00	0.00	0.00 %	<b>Taka Release :</b>	6,000.00	
						0.00 %	<b>% of Allocation :</b>	100.00 %	

## Project-wise Implementation Status of the project under Ministry of Water Resources

Reporting Period: July 2015 To June 2016

RADP:2015-16

(Taka in Lakh)

SI No.	Ministry/Division Name Agency Name Project Code and Name		Project Cost	Target and Progress			Cumulative Progress upto Reporting Period		
				Financial		Physical (% of Total Project) A) Target B) Progress	Fin. Total PA (% of Projects Cost)	Physical Progress in %	
				Allocation	Expenditure				
Implementation Period	Development Partner	A) Total B) Taka C) PA D) RPA	A) Total B) Taka C) PA D) RPA E) CDVAT	A) Total B) Taka C) PA D) RPA E) CDVAT	% of Allocation				
1	2	3	4	5	6	7	8	9	
1,116	4705-9545	Project for the Protection of the Flood Control Barrage on Right Bank of the River Jamuna at Auntarpara, Dariapara and Adjacent Areas in Bagura District.	11,770.00 11,770.00 0.00	558.00 558.00 0.00	552.30 552.30 0.00	98.98 % 98.98 % 0.00 %	7.80 % 7.00 % 0.00 %	11,137.75 0.00 94.63 % 0.00 %	99.20 %
1-Nov-10 to 30-Jun-16	Non-Donor Project		0.00	0.00	0.00	0.00 %			
				0.00	0.00	0.00 %		Taka Release : 558.00 % of Allocation : 100.00 %	
1,117	4705-9324	Kalani - Kusiara River Management Project.	63,372.14 63,372.14 0.00	3,000.00 3,000.00 0.00	2,997.00 2,997.00 0.00	99.90 % 99.90 % 0.00 %	6.20 % 6.20 % 0.00 %	8,497.93 0.00 13.41 % 0.00 %	17.20 %
1-Apr-11 to 30-Jun-19	Non-Donor Project		0.00	0.00	0.00	0.00 %			
				0.00	0.00	0.00 %		Taka Release : 3,000.00 % of Allocation : 100.00 %	
1,118	4705-8310	Char Development and Settlement-4 (BWDB).	27,874.18 4,066.65 23,807.53 12,959.60	3,961.00 539.00 3,422.00 1,822.00	3,872.41 515.83 3,356.58 1,756.58	97.76 % 95.70 % 98.09 % 96.41 %	14.21 % 13.89 % 0.00 % 0.00 %	17,114.14 15,009.37 61.40 % 63.04 %	64.26 %
1-Jan-11 to 31-Dec-18	IFAD, Netherlands			0.00	0.00	0.00 %		Taka Release : 539.00 % of Allocation : 100.00 %	

## Project-wise Implementation Status of the project under Ministry of Water Resources

Reporting Period: July 2015 To June 2016

RADP:2015-16

(Taka in Lakh)

SI No.	Ministry/Division Name Agency Name Project Code and Name		Project Cost	Target and Progress			Cumulative Progress upto Reporting Period		
				Financial		Physical (% of Total Project) A) Target B) Progress	Fin. Total PA (% of Projects Cost)	Physical Progress in %	
				Allocation	Expenditure				
Implementation Period	Development Partner	A) Total B) Taka C) PA D) RPA	A) Total B) Taka C) PA D) RPA E) CDVAT	A) Total B) Taka C) PA D) RPA E) CDVAT	% of Allocation	A) Target B) Progress	Fin. Total PA (% of Projects Cost)	Physical Progress in %	
1	2	3	4	5	6	7	8	9	
1,119	4705-9589	Pre-Monsoon flood Protection and Drainage Improvement in Haor Areas.	70,407.06 70,407.06 0.00 0.00	4,500.00 4,500.00 0.00 0.00	4,175.15 4,175.15 0.00 0.00	92.78 % 92.78 % 0.00 % 0.00 %	6.39 % 5.93 % 17.90 % 0.00 %	12,604.20 0.00 17.90 % 0.00 %	17.90 %
1-Jul-11 to 30-Jun-16	Non-Donor Project		0.00	0.00	0.00	0.00 %			
				0.00	0.00	0.00 %	<b>Taka Release :</b> <b>% of Allocation :</b>	4,500.00 100.00 %	
1,120	4705-7115	Removal of Kapotakhkha River Water Logging Project (2nd Phase).	28,611.50 28,611.50 0.00 0.00	7,110.00 7,110.00 0.00 0.00	7,215.33 7,215.33 0.00 0.00	101.48 % 101.48 % 0.00 % 0.00 %	22.00 % 22.50 % 63.22 % 0.00 %	18,088.64 0.00 63.22 % 0.00 %	71.71 %
1-Jul-11 to 30-Jun-16	Non-Donor Project		0.00	0.00	0.00	0.00 %			
				0.00	0.00	0.00 %	<b>Taka Release :</b> <b>% of Allocation :</b>	7,230.00 101.69 %	
1,121	4705-7118	Noagaon Town Protection Project.	8,008.00 8,008.00 0.00 0.00	2,637.00 2,637.00 0.00 0.00	2,522.78 2,522.78 0.00 0.00	95.67 % 95.67 % 0.00 % 0.00 %	35.54 % 35.04 % 96.05 % 0.00 %	7,691.45 0.00 96.05 % 0.00 %	99.50 %
1-Jul-11 to 30-Jun-16	Non-Donor Project		0.00	0.00	0.00	0.00 %			
				0.00	0.00	0.00 %	<b>Taka Release :</b> <b>% of Allocation :</b>	2,637.00 100.00 %	



## Project-wise Implementation Status of the project under Ministry of Water Resources

Reporting Period: July 2015 To June 2016

RADP:2015-16

(Taka in Lakh)

SI No.	Ministry/Division Name Agency Name Project Code and Name		Project Cost	Target and Progress			Cumulative Progress upto Reporting Period		
				Financial		Physical (% of Total Project) A) Target B) Progress	Fin. Total PA (% of Projects Cost)	Physical Progress in %	
				Allocation	Expenditure				
Implementation Period	Development Partner	A) Total B) Taka C) PA D) RPA	A) Total B) Taka C) PA D) RPA E) CDVAT	A) Total B) Taka C) PA D) RPA E) CDVAT	% of Allocation				
1	2	3	4	5	6	7	8	9	
1,122	4705-5092	Right Bank Protection of Jamuna River in Bogra.	23,474.08 23,474.08 0.00	12,702.00 12,702.00 0.00	12,584.48 12,584.48 0.00	99.07 % 99.07 % 0.00 %	53.65 % 52.95 % 0.00 %	22,523.93 0.00 95.95 % 0.00 %	99.30 %
1-Jul-12 to 30-Jun-16	Non-Donor Project		0.00	0.00	0.00	0.00 %			
				0.00	0.00	0.00 %	<b>Taka Release :</b>	12,701.48	
						0.00 %	<b>% of Allocation :</b>	100.00 %	
1,123	4705-5016	Rehabilitation of Ganga-Kapotaksha Irrigation Project.	18,815.00 18,815.00 0.00	5,300.00 5,300.00 0.00	5,300.00 5,300.00 0.00	100.00 % 100.00 % 0.00 %	28.17 % 31.70 % 0.00 %	14,847.18 0.00 78.91 % 0.00 %	82.44 %
1-Jul-12 to 30-Jun-17	Non-Donor Project		0.00	0.00	0.00	0.00 %			
				0.00	0.00	0.00 %	<b>Taka Release :</b>	5,300.00	
						0.00 %	<b>% of Allocation :</b>	100.00 %	
1,124	4705-5108	Integrated Water Management Project of Polder 34/2 of Bagerhat District.	16,726.12 16,726.12 0.00	3,000.00 3,000.00 0.00	2,699.50 2,699.50 0.00	89.98 % 89.98 % 0.00 %	16.00 % 13.00 % 0.00 %	6,189.50 0.00 37.00 % 0.00 %	45.00 %
1-Jan-12 to 30-Jun-16	Non-Donor Project		0.00	0.00	0.00	0.00 %			
				0.00	0.00	0.00 %	<b>Taka Release :</b>	2,710.00	
						0.00 %	<b>% of Allocation :</b>	90.33 %	

## Project-wise Implementation Status of the project under Ministry of Water Resources

Reporting Period: July 2015 To June 2016

RADP:2015-16

(Taka in Lakh)

SI No.	Ministry/Division Name Agency Name Project Code and Name		Project Cost	Target and Progress			Cumulative Progress upto Reporting Period		
				Financial		Physical (% of Total Project) A) Target B) Progress	Fin. Total PA (% of Projects Cost)	Physical Progress in %	
				Allocation	Expenditure				
Implementation Period	Development Partner	A) Total B) Taka C) PA D) RPA	A) Total B) Taka C) PA D) RPA E) CDVAT	A) Total B) Taka C) PA D) RPA E) CDVAT	% of Allocation				
1	2	3	4	5	6	7	8	9	
1,125	4705-5109	Protection of Atatuli Area of Chapainoabgonj District from Errosion of Padma River.	27,418.39 27,418.39 0.00	7,512.00 7,512.00 0.00	7,508.95 7,508.95 0.00	99.96 % 99.96 % 0.00 %	27.39 % 28.23 % 0.00 %	11,135.25 0.00 40.61 % 0.00 %	41.51%
1-Sep-12 to 30-Jun-17	Non-Donor Project		0.00	0.00	0.00	0.00 %			
				0.00	0.00	0.00 %	<b>Taka Release :</b>	7,512.00	
						0.00 %	<b>% of Allocation :</b>	100.00 %	
1,126	4705-5110	Bhoroongamari-Mothergonj Road Protection from Errosion of Dodhkumar River Adjacent of Sonaihat Bridge under Bhoroongamari Upazilla and Left Bank Protection of Testa River from Gonaigach to Bazra Senior Madrasa of Ulipur Upazilla of Kurigram District.	5,484.01 5,484.01 0.00	600.00 600.00 0.00	575.23 575.23 0.00	95.87 % 95.87 % 0.00 %	10.94 % 10.00 % 0.00 %	3,031.55 0.00 55.28 % 0.00 %	62.12%
1-Jul-12 to 30-Jun-16	Non-Donor Project		0.00	0.00	0.00	0.00 %			
				0.00	0.00	0.00 %	<b>Taka Release :</b>	600.00	
						0.00 %	<b>% of Allocation :</b>	100.00 %	
1,127	4705-5111	Bhola Town Protection Project (3rd Phase).	10,627.75 10,627.75 0.00	1,923.00 1,923.00 0.00	1,885.25 1,885.25 0.00	98.04 % 98.04 % 0.00 %	14.00 % 14.00 % 0.00 %	10,590.23 0.00 99.65 % 0.00 %	100.00%
1-Jul-12 to 30-Jun-16	Non-Donor Project		0.00	0.00	0.00	0.00 %			
				0.00	0.00	0.00 %	<b>Taka Release :</b>	1,922.75	
						0.00 %	<b>% of Allocation :</b>	99.99 %	

## Project-wise Implementation Status of the project under Ministry of Water Resources

Reporting Period: July 2015 To June 2016

RADP:2015-16

(Taka in Lakh)

SI No.	Ministry/Division Name Agency Name Project Code and Name		Project Cost	Target and Progress			Cumulative Progress upto Reporting Period		
				Financial		Physical (% of Total Project) A) Target B) Progress	Fin. Total PA (% of Projects Cost)	Physical Progress in %	
				Allocation	Expenditure				
Implementation Period	Development Partner	A) Total B) Taka C) PA D) RPA	A) Total B) Taka C) PA D) RPA E) CDVAT	A) Total B) Taka C) PA D) RPA E) CDVAT	% of Allocation				
1	2	3	4	5	6	7	8	9	
1,128	4705-5113	Left Bank Protection of Padma River from Komorpur to Jhaowdia under Ishwardi Upazilla of Pabna District and from Tilokpur to Gouripur of Natore District.	22,604.91 22,604.91 0.00	5,500.00 5,500.00 0.00	5,499.54 5,499.54 0.00	99.99 % 99.99 % 0.00 %	24.33 % 24.56 % 0.00 %	8,056.57 0.00 35.64 % 0.00 %	36.10 %
1-Jul-13 to 30-Jun-17	Non-Donor Project		0.00	0.00	0.00	0.00 %			
				0.00	0.00	0.00 %	<b>Taka Release :</b> <b>% of Allocation :</b>	5,500.00 100.00 %	
1,129	4705-5114	Protection of Boiragirhat & Chilmay Port under Chilmay & Ulipur Upazilla of Kurigram District from the Errosion of Right Bank of Brahmaputra River (2nd Phase).	25,691.79 25,691.79 0.00	5,600.00 5,600.00 0.00	5,600.00 5,600.00 0.00	100.00 % 100.00 % 0.00 %	21.80 % 21.80 % 0.00 %	12,443.98 0.00 48.44 % 0.00 %	64.11 %
1-Nov-12 to 30-Jun-18	Non-Donor Project		0.00	0.00	0.00	0.00 %			
				0.00	0.00	0.00 %	<b>Taka Release :</b> <b>% of Allocation :</b>	5,600.00 100.00 %	
1,130	4705-5122	Bhutiari Beel of Khulna District and Barnal-Salimpur- Kolabashu Khali Flood Control, Drainage Project (2nd Phase).	28,190.16 28,190.16 0.00	3,695.00 3,695.00 0.00	3,692.56 3,692.56 0.00	99.93 % 99.93 % 0.00 %	13.15 % 18.80 % 0.00 %	7,771.91 0.00 27.57 % 0.00 %	33.29 %
31-Oct-13 to 30-Jun-18	Non-Donor Project		0.00	0.00	0.00	0.00 %			
				0.00	0.00	0.00 %	<b>Taka Release :</b> <b>% of Allocation :</b>	3,695.00 100.00 %	

## Project-wise Implementation Status of the project under Ministry of Water Resources

Reporting Period: July 2015 To June 2016

RADP:2015-16

(Taka in Lakh)

SI No.	Ministry/Division Name Agency Name Project Code and Name		Project Cost	Target and Progress			Cumulative Progress upto Reporting Period		
				Financial		Physical (% of Total Project) A) Target B) Progress	Fin. Total PA (% of Projects Cost)	Physical Progress in %	
				Allocation	Expenditure				
Implementation Period	Development Partner	A) Total B) Taka C) PA D) RPA	A) Total B) Taka C) PA D) RPA E) CDVAT	A) Total B) Taka C) PA D) RPA E) CDVAT	% of Allocation				
1	2	3	4	5	6	7	8	9	
1,131	4705-5046	Construction of Water Bhaban.	21,094.13 21,094.13 0.00	2,991.00 2,991.00 0.00	2,991.00 2,991.00 0.00	100.00 % 100.00 % 0.00 %	14.20 % 14.75 % 0.00 %	4,991.00 0.00 23.66 % 0.00 %	24.75 %
1-Jul-13	to 30-Jun-18	Non-Donor Project	0.00	0.00	0.00	0.00 %			
				0.00	0.00	0.00 %	<b>Taka Release :</b>	2,991.00	
						0.00 %	<b>% of Allocation :</b>	100.00 %	
1,132	4705-5119	River Bank Protective Work of Left and Right Bank of Karnaphuli River, Boalkhali, Raikhali Khal at Boalkhali & Raujan Upazilla under Chittagong District.	7,178.61 7,178.61 0.00	2,500.00 2,500.00 0.00	2,500.00 2,500.00 0.00	100.00 % 100.00 % 0.00 %	34.83 % 34.77 % 0.00 %	5,149.26 0.00 71.73 % 0.00 %	71.60 %
1-Jul-13	to 30-Jun-17	Non-Donor Project	0.00	0.00	0.00	0.00 %			
				0.00	0.00	0.00 %	<b>Taka Release :</b>	2,500.00	
						0.00 %	<b>% of Allocation :</b>	100.00 %	
1,133	4705-5120	River Bank Protection of Vulnerable Part at Lalmohon Upazilla under Bhola District.	13,422.51 13,422.51 0.00	3,500.00 3,500.00 0.00	3,499.00 3,499.00 0.00	99.97 % 99.97 % 0.00 %	25.00 % 25.00 % 0.00 %	5,620.50 0.00 41.87 % 0.00 %	48.00 %
1-Jul-13	to 30-Jun-17	Non-Donor Project	0.00	0.00	0.00	0.00 %			
				0.00	0.00	0.00 %	<b>Taka Release :</b>	3,500.00	
						0.00 %	<b>% of Allocation :</b>	100.00 %	

## Project-wise Implementation Status of the project under Ministry of Water Resources

Reporting Period: July 2015 To June 2016

RADP:2015-16

(Taka in Lakh)

SI No.	Ministry/Division Name Agency Name Project Code and Name		Project Cost	Target and Progress			Cumulative Progress upto Reporting Period		
				Financial		Physical (% of Total Project) A) Target B) Progress	Fin. Total PA (% of Projects Cost)	Physical Progress in %	
				Allocation	Expenditure				
1	2	3	4	5	6	7	8	9	
1,134	4705-5121	Protection of Both Bank of Barnai River at Sharkutia and Kaligonj-Sadhonpur in Natore District.	1,961.00 1,961.00 0.00	571.00 571.00 0.00	570.63 570.63 0.00	99.94 % 99.94 % 0.00 %	39.00 % 39.50 % 0.00 %	1,569.24 0.00 80.02 % 0.00 %	99.50 %
1-Jul-13	to 30-Jun-16	Non-Donor Project	0.00	0.00	0.00	0.00 %			
				0.00	0.00	0.00 %		Taka Release : 571.00 % of Allocation : 100.00 %	
1,135	4705-5123	Blue Gold Program (BWDB Component).	56,349.00 7,499.00 48,850.00 15,750.00	8,299.00 736.00 7,563.00 2,250.00	5,709.65 530.05 5,179.60 1,600.70	68.80 % 72.02 % 68.49 % 71.14 %	15.06 % 12.10 %	14,858.84 13,598.90 26.37 % 27.84 %	28.25 %
1-Jan-13	to 31-Dec-18	Netherlands		0.00	0.00	0.00 %			
								Taka Release : 723.50 % of Allocation : 98.30 %	
1,136	4705-5124	Coastal Embankment Improvement Project -Phase-1(CEIP-1) in Satkhira, Khulna, Bagerhat, Patuakhali, Pirojpur, Barguna & Patuakhali District.	328,000.00 0.00 328,000.00	15,000.00 0.00 15,000.00	14,991.67 0.00 14,991.67	99.94 % 0.00 % 99.94 %	4.57 % 4.57 %	17,351.72 14,991.67 5.29 % 4.57 %	5.28 %
1-Jul-13	to 30-Jun-20	IDA	328,000.00	15,000.00	14,991.67	99.94 %			
				0.00	0.00	0.00 %		Taka Release : 0.00 % of Allocation : 0.00 %	

## Project-wise Implementation Status of the project under Ministry of Water Resources

Reporting Period: July 2015 To June 2016

RADP:2015-16

(Taka in Lakh)

SI No.	Ministry/Division Name Agency Name Project Code and Name		Project Cost	Target and Progress			Cumulative Progress upto Reporting Period		
				Financial		Physical (% of Total Project) A) Target B) Progress	Fin. Total PA (% of Projects Cost)	Physical Progress in %	
				Allocation	Expenditure				
Implementation Period	Development Partner	A) Total B) Taka C) PA D) RPA	A) Total B) Taka C) PA D) RPA E) CDVAT	A) Total B) Taka C) PA D) RPA E) CDVAT	% of Allocation				
1	2	3	4	5	6	7	8	9	
1,137	4705-5128	Environmental Impact Assessment (EIO) Study of 30 Different BWDB Project to be Implemented under Climate Change Trust Fund (CCTF).	198.05 198.05 0.00	60.00 60.00 0.00	59.89 59.89 0.00	99.82 % 99.82 % 0.00 %	28.00 % 28.00 % 0.00 %	134.89 0.00 0.00 %	68.11 % 68.11 % 0.00 %
1-Aug-13 to 31-Dec-15	Non-Donor Project		0.00	0.00	0.00	0.00 %			
				0.00	0.00	0.00 %		Taka Release : 59.90 % of Allocation : 99.83 %	
1,138	4705-5127	Utilization of the Bangladesh Water Rules, 2013 to Implement the Integrated Water Resources Management.	371.00 35.00 336.00 0.00	107.00 7.00 100.00 100.00	0.00 0.00 0.00 0.00	0.00 % 0.00 % 0.00 % 0.00 %	0.00 % 0.00 % 0.00 % 0.00 %	0.00 0.00 0.00 % 0.00 %	0.00 % 0.00 % 0.00 % 0.00 %
1-Nov-13 to 31-Oct-16	Non-Donor Project		0.00	0.00	0.00	0.00 %			
				0.00	0.00	0.00 %		Taka Release : 0.00 % of Allocation : 0.00 %	
1,139	4705-5129	Re-excavation of bhairab river project	7,383.00 7,383.00 0.00 0.00	3,498.00 3,498.00 0.00 0.00	3,498.00 3,498.00 0.00 0.00	100.00 % 100.00 % 0.00 % 0.00 %	47.38 % 55.06 % 0.00 % 0.00 %	4,027.25 0.00 54.55 % 0.00 %	62.23 % 62.23 % 62.23 % 62.23 %
1-Jul-14 to 30-Jun-17	Non-Donor Project		0.00	0.00	0.00	0.00 %			
				0.00	0.00	0.00 %		Taka Release : 3,498.00 % of Allocation : 100.00 %	

## Project-wise Implementation Status of the project under Ministry of Water Resources

Reporting Period: July 2015 To June 2016

RADP:2015-16

(Taka in Lakh)

SI No.	Ministry/Division Name Agency Name Project Code and Name		Project Cost	Target and Progress			Cumulative Progress upto Reporting Period		
				Financial		Physical (% of Total Project) A) Target B) Progress	Fin. Total PA (% of Projects Cost)	Physical Progress in %	
				Allocation	Expenditure				
Implementation Period	Development Partner	A) Total B) Taka C) PA D) RPA	A) Total B) Taka C) PA D) RPA E) CDVAT	A) Total B) Taka C) PA D) RPA E) CDVAT	% of Allocation				
1	2	3	4	5	6	7	8	9	
1,140	4705-5131 Irrigation Management Improvement Project (IMP) (for Muhuri Irrigation Project).		45,736.00 8,936.00 36,800.00	5,122.00 975.00 4,147.00	2,787.90 530.91 2,256.99	54.43 % 54.45 % 54.42 %	10.00 % 8.50 % 7.97 % 7.90 %	3,645.17 2,906.27	11.00 %
1-Jul-14 to 30-Jun-19	ADB		28,000.00	2,989.00 300.00	1,420.90 0.00	47.54 % 0.00 %	Taka Release : % of Allocation :	675.00 69.23 %	
1,141	4705-5133 Protection of Ramgati and Komol Nagar upazila and adjacent areas under Lakshmipur district from the continuing erosion of Meghna River (Phase-1).		19,802.04 19,802.04 0.00	4,573.00 4,573.00 0.00	4,566.75 4,566.75 0.00	99.86 % 99.86 % 0.00 %	27.53 % 23.09 % 0.00 %	10,266.75 0.00 51.85 % 0.00 %	52.85 %
1-Jul-14 to 30-Jun-17	Non-Donor Project		0.00	0.00 0.00	0.00 0.00	0.00 % 0.00 %	Taka Release : % of Allocation :	4,573.00 100.00 %	
1,142	4705-5130 Flood and Riverbank Erosion Risk Management Investment Program (Tranche-1).		82,856.00 18,616.00 64,240.00	21,083.00 5,900.00 15,183.00	20,756.84 5,803.94 14,952.90	98.45 % 98.37 % 98.48 %	25.44 % 21.70 % 27.68 % 23.39 %	22,934.64 15,026.12	24.33 %
1-Jul-14 to 30-Jun-18	ADB, Netherlands		62,248.00	15,083.00 0.00	14,952.90 0.00	99.14 % 0.00 %	Taka Release : % of Allocation :	5,899.00 99.98 %	

## Project-wise Implementation Status of the project under Ministry of Water Resources

Reporting Period: July 2015 To June 2016

RADP:2015-16

(Taka in Lakh)

SI No.	Ministry/Division Name Agency Name Project Code and Name		Project Cost	Target and Progress			Cumulative Progress upto Reporting Period		
				Financial		Physical (% of Total Project) A) Target B) Progress	Fin. Total PA (% of Projects Cost)	Physical Progress in %	
				Allocation	Expenditure				
Implementation Period	Development Partner	A) Total B) Taka C) PA D) RPA	A) Total B) Taka C) PA D) RPA E) CDVAT	A) Total B) Taka C) PA D) RPA E) CDVAT	% of Allocation				
1	2	3	4	5	6	7	8	9	
1,143	4705-5135	Haor Flood and Livelihood Improvement Project (BWDB Part).	99,338.00 39,891.90 59,446.10	2,755.00 895.00 1,860.00	2,682.90 824.25 1,858.65	97.38 % 92.09 % 99.93 %	4.00 % 4.00 % 4.17 % 4.56 %	4,139.19 2,708.33	5.50 %
1-Jul-14	to 30-Jun-22	JICA	57,449.30	10.00 0.00	9.22 0.00	92.20 % 0.00 %	Taka Release : % of Allocation :	895.00 100.00 %	
1,144	4705-5134	Bank Protection of Jamuneswary, Chikny and Charalkata river in Kishorganj, Taraganj and Badarganj Upazila.	8,355.00 8,355.00 0.00 0.00	2,500.00 2,500.00 0.00 0.00	2,499.96 2,499.96 0.00 0.00	100.00 % 100.00 % 0.00 % 0.00 %	70.00 % 50.00 % 29.92 % 0.00 %	2,499.96 0.00 29.92 % 0.00 %	50.00 %
1-Jan-15	to 30-Jun-17	Non-Donor Project	0.00	0.00 0.00	0.00 0.00	0.00 % 0.00 %	Taka Release : % of Allocation :	2,500.00 100.00 %	
1,145	4705-5132	West Gopalganj Integrated Water Management Project.	12,214.00 12,214.00 0.00 0.00	5,700.00 5,700.00 0.00 0.00	5,675.50 5,675.50 0.00 0.00	99.57 % 99.57 % 0.00 % 0.00 %	50.00 % 60.50 % 54.64 % 0.00 %	6,673.68 0.00 54.64 % 0.00 %	73.00 %
1-Jul-14	to 30-Jun-16	ADB	0.00	0.00 0.00	0.00 0.00	0.00 % 0.00 %	Taka Release : % of Allocation :	5,700.00 100.00 %	



## Project-wise Implementation Status of the project under Ministry of Water Resources

Reporting Period: July 2015 To June 2016

RADP:2015-16

(Taka in Lakh)

SI No.	Ministry/Division Name Agency Name Project Code and Name		Project Cost	Target and Progress			Cumulative Progress upto Reporting Period		
				Financial		Physical (% of Total Project) A) Target B) Progress	Fin. Total PA (% of Projects Cost)	Physical Progress in %	
				Allocation	Expenditure				
Implementation Period	Development Partner	A) Total B) Taka C) PA D) RPA	A) Total B) Taka C) PA D) RPA E) CDVAT	A) Total B) Taka C) PA D) RPA E) CDVAT	% of Allocation				
1	2	3	4	5	6	7	8	9	
1,146	4705-5145	Shibpur Flood Control, Drainage and Irrigation Project under Shibpur Upazila in Narsingdi District .	4,442.00 4,442.00 0.00	200.00 200.00 0.00	200.00 200.00 0.00	100.00 % 100.00 % 0.00 %	4.50 % 4.50 % 0.00 %	200.00 0.00 4.50 % 0.00 %	4.50 %
1-Jan-15 to 30-Jun-17	Non-Donor Project		0.00	0.00	0.00	0.00 %			
				0.00	0.00	0.00 %	<b>Taka Release :</b> <b>% of Allocation :</b>	200.00 100.00 %	
1,147	4705-5150	Maliara-Bakkhain-Vandergoan Flood Control, drainage & Irrigation Project (2nd phase) in Upazila : Patiya, District : Chittagong.	2,477.33 2,477.33 0.00	225.00 225.00 0.00	225.00 225.00 0.00	100.00 % 100.00 % 0.00 %	9.08 % 9.08 % 0.00 %	225.00 0.00 9.08 % 0.00 %	9.08 %
1-Jul-15 to 30-Jun-17	Non-Donor Project		0.00	0.00	0.00	0.00 %			
				0.00	0.00	0.00 %	<b>Taka Release :</b> <b>% of Allocation :</b>	225.00 100.00 %	
1,148	4705-5147	Development of irrigation and re- excavation of Curzon canals and adjacent branches of Comilla district.	1,624.99 1,624.99 0.00	50.00 50.00 0.00	49.50 49.50 0.00	99.00 % 99.00 % 0.00 %	3.07 % 3.00 % 0.00 %	49.50 0.00 3.05 % 0.00 %	3.00 %
1-Jul-15 to 30-Jun-17	Non-Donor Project		0.00	0.00	0.00	0.00 %			
				0.00	0.00	0.00 %	<b>Taka Release :</b> <b>% of Allocation :</b>	50.00 100.00 %	

## Project-wise Implementation Status of the project under Ministry of Water Resources

Reporting Period: July 2015 To June 2016

RADP:2015-16

(Taka in Lakh)

SI No.	Ministry/Division Name Agency Name Project Code and Name		Project Cost	Target and Progress			Cumulative Progress upto Reporting Period		
				Financial		Physical (% of Total Project) A) Target B) Progress	Fin. Total PA (% of Projects Cost)	Physical Progress in %	
				Allocation	Expenditure				
Implementation Period	Development Partner	A) Total B) Taka C) PA D) RPA	A) Total B) Taka C) PA D) RPA E) CDVAT	A) Total B) Taka C) PA D) RPA E) CDVAT	% of Allocation				
1	2	3	4	5	6	7	8	9	
1,149	4705-5151 Southwest Area Integrated Water Resources Planning and Management (Phase-2)		48,210.00	280.00	218.75	78.13 %	0.58 %	218.75	0.18 %
			7,858.00	56.00	40.75	72.77 %	0.18 %	178.00	
			40,352.00	224.00	178.00	79.46 %		0.45 %	
1-Jul-15 to 30-Jun-22	ADB		35,520.00	224.00	178.00	79.46 %		0.44 %	
				0.00	0.00	0.00 %	<b>Taka Release :</b>	56.00	
							<b>% of Allocation :</b>	100.00 %	
1,150	4705-5138 Rehabilitation of BWDB infrastructures Damaged by Natural Disaster in the Coastal Area of Polder No.64/1A, 64/1B & 64/1C at Banskhalii Upazilla in Chittagong District		25,129.86	100.00	100.00	100.00 %	1.00 %	100.00	1.00 %
			25,129.86	100.00	100.00	100.00 %	1.00 %	0.00	
			0.00	0.00	0.00	0.00 %		0.40 %	
			0.00	0.00	0.00	0.00 %		0.00 %	
1-Jul-15 to 30-Jun-18	Non-Donor Project		0.00	0.00	0.00	0.00 %			
				0.00	0.00	0.00 %	<b>Taka Release :</b>	100.00	
							<b>% of Allocation :</b>	100.00 %	
1,151	4705-5139 River Bank Protection work on both Bank of Sangu & Chandkhali River in Chandanaish and Upazila of Chittagobg District.		15,056.49	800.00	800.00	100.00 %	5.31 %	800.00	5.27 %
			15,056.49	800.00	800.00	100.00 %	5.27 %	0.00	
			0.00	0.00	0.00	0.00 %		5.31 %	
			0.00	0.00	0.00	0.00 %		0.00 %	
1-Jul-15 to 30-Jun-18	Non-Donor Project		0.00	0.00	0.00	0.00 %			
				0.00	0.00	0.00 %	<b>Taka Release :</b>	800.00	
							<b>% of Allocation :</b>	100.00 %	

## Project-wise Implementation Status of the project under Ministry of Water Resources

Reporting Period: July 2015 To June 2016

RADP:2015-16

(Taka in Lakh)

SI No.	Ministry/Division Name Agency Name Project Code and Name		Project Cost	Target and Progress			Cumulative Progress upto Reporting Period		
				Financial		Physical (% of Total Project) A) Target B) Progress	Fin. Total PA (% of Projects Cost)	Physical Progress in %	
				Allocation	Expenditure				
Implementation Period	Development Partner	A) Total B) Taka C) PA D) RPA	A) Total B) Taka C) PA D) RPA E) CDVAT	A) Total B) Taka C) PA D) RPA E) CDVAT	% of Allocation				
1	2	3	4	5	6	7	8	9	
1,152	4705-5137	Rehabilitation of Damaged polders under the District of Cox's Bazar	25,976.00 25,976.00 0.00	600.00 600.00 0.00	592.00 592.00 0.00	98.67 % 98.67 % 0.00 %	30.00 % 6.00 % 0.00 %	592.00 0.00 0.00 %	6.00 %
1-Jul-15	to 30-Jun-18	Non-Donor Project	0.00	0.00	0.00	0.00 %			
				0.00	0.00	0.00 %	<b>Taka Release :</b> <b>% of Allocation :</b>	600.00 100.00 %	
1,153	4705-5140	Protection of the "Kuthibari" and adjacent areas of Great Poet Robindranath Tagore along the Right Bank of Padma River under the Kushtia District	18,068.00 18,068.00 0.00	144.00 144.00 0.00	126.95 126.95 0.00	88.16 % 88.16 % 0.00 %	0.80 % 0.70 % 0.00 %	126.95 0.00 0.70 %	0.70 %
1-Jul-15	to 30-Jun-18	Non-Donor Project	0.00	0.00	0.00	0.00 %			
				0.00	0.00	0.00 %	<b>Taka Release :</b> <b>% of Allocation :</b>	144.00 100.00 %	
1,154	4705-5136	Protection of Left Bank of Meghna River through Bank Revetment work at Maniknagar of Nabinagar Upazila in Brahmanbaria District.	3,649.38 3,649.38 0.00	280.00 280.00 0.00	277.25 277.25 0.00	99.02 % 99.02 % 0.00 %	7.60 % 7.57 % 0.00 %	277.25 0.00 7.60 %	7.57 %
1-Jul-15	to 30-Jun-17	Non-Donor Project	0.00	0.00	0.00	0.00 %			
				0.00	0.00	0.00 %	<b>Taka Release :</b> <b>% of Allocation :</b>	202.25 72.23 %	

## Project-wise Implementation Status of the project under Ministry of Water Resources

Reporting Period: July 2015 To June 2016

RADP:2015-16

(Taka in Lakh)

SI No.	Ministry/Division Name Agency Name Project Code and Name		Project Cost	Target and Progress			Cumulative Progress upto Reporting Period		
				Financial		Physical (% of Total Project) A) Target B) Progress	Fin. Total PA (% of Projects Cost)	Physical Progress in %	
				Allocation	Expenditure				
Implementation Period	Development Partner	A) Total B) Taka C) PA D) RPA	A) Total B) Taka C) PA D) RPA E) CDVAT	A) Total B) Taka C) PA D) RPA E) CDVAT	% of Allocation				
1	2	3	4	5	6	7	8	9	
1,155	4705-5144	Protective Work along the Right Bank of Padma River at Philipnagar, Abed's Ghat and Islampur area of Daulatpur Upazila under the Kushtia District.	8,352.04 8,352.04 0.00	2,500.00 2,500.00 0.00	2,498.77 2,498.77 0.00	99.95 % 99.95 % 0.00 %	29.93 % 31.13 % 0.00 %	2,498.77 0.00 29.92 % 0.00 %	31.13 %
1-Jul-15	to 30-Jun-18	Non-Donor Project	0.00	0.00	0.00	0.00 %			
				0.00	0.00	0.00 %	<b>Taka Release :</b>	2,500.00	
							<b>% of Allocation :</b>	100.00 %	
1,156	4705-5148	Construction of Retired Embankment including Protection of Right Bank of the Jamuna River From Kurnibari to Chandanaisha at Sariakandi Upazila in Bogra District.	30,153.00 30,153.00 0.00	2,106.00 2,106.00 0.00	2,105.00 2,105.00 0.00	99.95 % 99.95 % 0.00 %	7.00 % 7.00 % 0.00 %	2,105.00 0.00 6.98 % 0.00 %	7.00 %
1-Jul-15	to 30-Jun-18	Non-Donor Project	0.00	0.00	0.00	0.00 %			
				0.00	0.00	0.00 %	<b>Taka Release :</b>	2,106.00	
							<b>% of Allocation :</b>	100.00 %	
1,157	4705-5149	Protection of the Rajshahi Cadet College and adjacent important establishment from the erosion of the Padma River.	8,679.00 8,679.00 0.00	800.00 800.00 0.00	799.35 799.35 0.00	99.92 % 99.92 % 0.00 %	9.22 % 11.58 % 0.00 %	799.35 0.00 9.21 % 0.00 %	11.58 %
1-Jul-15	to 31-Dec-17	Non-Donor Project	0.00	0.00	0.00	0.00 %			
				0.00	0.00	0.00 %	<b>Taka Release :</b>	800.00	
							<b>% of Allocation :</b>	100.00 %	

## Project-wise Implementation Status of the project under Ministry of Water Resources

Reporting Period: July 2015 To June 2016

RADP:2015-16

(Taka in Lakh)

SI No.	Ministry/Division Name Agency Name Project Code and Name		Project Cost	Target and Progress			Cumulative Progress upto Reporting Period		
				Financial		Physical (% of Total Project) A) Target B) Progress	Fin. Total PA (% of Projects Cost)	Physical Progress in %	
				Allocation	Expenditure				
Implementation Period	Development Partner	A) Total B) Taka C) PA D) RPA	A) Total B) Taka C) PA D) RPA E) CDVAT	A) Total B) Taka C) PA D) RPA E) CDVAT	% of Allocation				
1	2	3	4	5	6	7	8	9	
1,158	4705-5146	Re-Excavation of Titas River (Upper) under Brahmanbaria District	15,588.16	42.00	41.03	97.69 %	0.26 %	41.03	0.26%
			15,588.16	42.00	41.03	97.69 %	0.26 %	0.00	
			0.00	0.00	0.00	0.00 %		0.26 %	
			0.00	0.00	0.00	0.00 %		0.00 %	
1-Sep-15 to 30-Jun-20	Non-Donor Project		0.00	0.00	0.00	0.00 %			
				0.00	0.00	0.00 %		<b>Taka Release :</b> 42.00	
								<b>% of Allocation :</b> 100.00 %	
1,159	4705-5000	Rehabilitation of Polder no. 36/1 in Bagerhat	28,283.16	100.00	98.00	98.00 %	0.35 %	98.00	0.33%
			28,283.16	100.00	98.00	98.00 %	0.33 %	0.00	
			0.00	0.00	0.00	0.00 %		0.35 %	
			0.00	0.00	0.00	0.00 %		0.00 %	
1-Oct-15 to 30-Jun-20	Non-Donor Project		0.00	0.00	0.00	0.00 %			
				0.00	0.00	0.00 %		<b>Taka Release :</b> 100.00	
								<b>% of Allocation :</b> 100.00 %	
1,160	4705-5001	Protect of polders 56/57 from the erosion of the Meghna River at Burhanuddin and Daulatkhan upazila of Bhola district.	55,150.00	88.00	86.01	97.74 %	0.16 %	86.01	0.16%
			55,150.00	88.00	86.01	97.74 %	0.16 %	0.00	
			0.00	0.00	0.00	0.00 %		0.16 %	
			0.00	0.00	0.00	0.00 %		0.00 %	
1-Jan-16 to 30-Jun-20	Non-Donor Project		0.00	0.00	0.00	0.00 %			
				0.00	0.00	0.00 %		<b>Taka Release :</b> 87.90	
								<b>% of Allocation :</b> 99.89 %	

## Project-wise Implementation Status of the project under Ministry of Water Resources

Reporting Period: July 2015 To June 2016

RADP:2015-16

(Taka in Lakh)

SI No.	Ministry/Division Name Agency Name Project Code and Name		Project Cost	Target and Progress			Cumulative Progress upto Reporting Period		
				Financial		Physical (% of Total Project) A) Target B) Progress	Fin. Total PA (% of Projects Cost)	Physical Progress in %	
				Allocation	Expenditure				
Implementation Period	Development Partner	A) Total B) Taka C) PA D) RPA	A) Total B) Taka C) PA D) RPA E) CDVAT	A) Total B) Taka C) PA D) RPA E) CDVAT	% of Allocation				
1	2	3	4	5	6	7	8	9	
1,161	4705-5141	Development of Smart Project Monitoring and Management Information System.	196.00 196.00 0.00	20.00 20.00 0.00	0.00 0.00 0.00	0.00 % 0.00 % 0.00 %	0.00 % 0.00 % 0.00 %	0.00 0.00 0.00 % 0.00 %	0.00 %
1-Jul-15	to 30-Jun-17	Non-Donor Project	0.00	0.00	0.00	0.00 %			
				0.00	0.00	0.00 %	Taka Release : % of Allocation :	0.00 0.00 %	
1,162	4705-5002	Preservation of the left bank of the river Padma from Doairbazar, Doha upazila in Dhaka district to Braha bajaraghata.	21,762.00 21,762.00 0.00	100.00 100.00 0.00	0.00 0.00 0.00	0.00 % 0.00 % 0.00 %	0.00 % 0.00 % 0.00 %	0.00 0.00 0.00 % 0.00 %	0.00 %
1-Jul-15	to 30-Jun-18	Non-Donor Project	0.00	0.00	0.00	0.00 %			
				0.00	0.00	0.00 %	Taka Release : % of Allocation :	0.00 0.00 %	
<b>Executing Agency Total</b>			2,303,035.16 1,551,712.70 751,322.46 689,400.46	285,998.00 214,599.00 71,399.00 61,378.00 300.00	272,578.11 210,164.44 62,413.67 54,549.25 0.00	95.31 % 97.93 % 87.42 % 88.87 % 0.00 %	Taka Release : % of Allocation :	213,843.39 99.65 %	

Bangladesh Haor &amp; Wetlands Dev. Board

## Project-wise Implementation Status of the project under Ministry of Water Resources

Reporting Period: July 2015 To June 2016

RADP:2015-16

(Taka in Lakh)

SI No.	Ministry/Division Name Agency Name Project Code and Name		Project Cost	Target and Progress			Cumulative Progress upto Reporting Period		
				Financial		Physical (% of Total Project) A) Target B) Progress	Fin. Total PA (% of Projects Cost)	Physical Progress in %	
				Allocation	Expenditure				
Implementation Period	Development Partner	A) Total B) Taka C) PA D) RPA	A) Total B) Taka C) PA D) RPA E) CDVAT	A) Total B) Taka C) PA D) RPA E) CDVAT	% of Allocation				
1	2	3	4	5	6	7	8	9	
1,163	4731-5143	Model Validation on Hydro-marapholajikyala process sabasidim Sylhet haors in the basin of the River systems.	194.00 194.00 0.00	65.00 65.00 0.00	64.21 64.21 0.00	98.78 % 98.78 % 0.00 %	30.00 % 30.00 % 0.00 %	64.21 0.00 33.10 % 0.00 %	30.00 %
1-Jul-15	to 30-Jun-17	Non-Donor Project	0.00	0.00	0.00	0.00 %			
				0.00	0.00	0.00 %		Taka Release : 65.00 % of Allocation : 100.00 %	
1,164	4731-5142	Classification of Oyetalyands of Bangladesh.	184.00 184.00 0.00	70.00 70.00 0.00	62.45 62.45 0.00	89.21 % 89.21 % 0.00 %	45.00 % 45.00 % 0.00 %	62.45 0.00 33.94 % 0.00 %	45.00 %
1-Jul-15	to 30-Jun-16	Non-Donor Project	0.00	0.00	0.00	0.00 %			
				0.00	0.00	0.00 %		Taka Release : 70.00 % of Allocation : 100.00 %	
<b>Executing Agency Total</b>			378.00 378.00 0.00 0.00	135.00 135.00 0.00 0.00	126.66 126.66 0.00 0.00	93.82 % 93.82 % 0.00 % 0.00 %		Taka Release : 135.00 % of Allocation : 100.00 %	

## Project-wise Implementation Status of the project under Ministry of Water Resources

Reporting Period: July 2015 To June 2016

RADP:2015-16

(Taka in Lakh)

SI No.	Ministry/Division Name Agency Name Project Code and Name		Project Cost	Target and Progress			Cumulative Progress upto Reporting Period		
				Financial		Physical (% of Total Project) A) Target B) Progress	Fin. Total PA (% of Projects Cost)	Physical Progress in %	
	Allocation	Expenditure							
	Implementation Period	Development Partner	A) Total B) Taka C) PA D) RPA	A) Total B) Taka C) PA D) RPA E) CDVAT	A) Total B) Taka C) PA D) RPA E) CDVAT	% of Allocation			
	1	2	3	4	5	6	7	8	9

<b>Ministry Total</b>	2,303,413.16	286,133.00	272,704.77	95.31 %	<b>Taka Release :</b> 213,978.39 <b>% of Allocation :</b> 99.65 %
	1,552,090.70	214,734.00	210,291.10	97.93 %	
	751,322.46	71,399.00	62,413.67	87.42 %	
	689,400.46	61,378.00	54,549.25	88.87 %	
		300.00	0.00	0.00 %	



## Project-wise Implementation Status of the project under Ministry of Food

Reporting Period: July 2015 To June 2016

RADP:2015-16

(Taka in Lakh)

SI No.	Ministry/Division Name Agency Name Project Code and Name		Project Cost	Target and Progress			Cumulative Progress upto Reporting Period	
				Financial		Physical (% of Total Project) A) Target B) Progress	Fin. Total PA (% of Projects Cost)	Physical Progress in %
				Allocation	Expenditure			
Implementation Period	Development Partner	A) Total B) Taka C) PA D) RPA	A) Total B) Taka C) PA D) RPA E) CDVAT	A) Total B) Taka C) PA D) RPA E) CDVAT	% of Allocation			
1	2	3	4	5	6	7	8	9

**Ministry of Food**  
**Ministry's Own**

1,165	4801-5012	Institutionalization of Food Safety in Bangladesh for Safer Food.	3,498.00	1,000.00	840.00	84.00 %	43.16 %	1,438.50	45.70 %
			50.00	0.00	0.00	0.00 %	25.37 %	1,438.50	
			3,448.00	1,000.00	840.00	84.00 %		41.12 %	
1-Mar-14	to 1-Aug-17	USAID	0.00	0.00	0.00	0.00 %		41.72 %	
				0.00	0.00	0.00 %	<b>Taka Release :</b>	0.00	
							<b>% of Allocation :</b>	0.00 %	

<b>Executing Agency Total</b>			3,498.00	1,000.00	840.00	84.00 %	<b>Taka Release :</b>	0.00	
			50.00	0.00	0.00	0.00 %	<b>% of Allocation :</b>	0.00 %	
			3,448.00	1,000.00	840.00	84.00 %			
			0.00	0.00	0.00	0.00 %			
				0.00	0.00	0.00 %			

**Directorate of Food**

1,166	4831-6044	Construction of a Concrete Grain Silo for 50,000 Metric Ton Capacity at Mongla Port with Ancillary Facilities.	58,045.00	15,088.00	14,845.00	98.39 %	20.00 %	57,801.84	100.00 %
			58,045.00	15,088.00	14,845.00	98.39 %	20.00 %	0.00	
			0.00	0.00	0.00	0.00 %		99.58 %	
1-Jan-10	to 30-Jun-16	Non-Donor Project	0.00	0.00	0.00	0.00 %		0.00 %	
				0.00	0.00	0.00 %	<b>Taka Release :</b>	15,088.00	
							<b>% of Allocation :</b>	100.00 %	

## Project-wise Implementation Status of the project under Ministry of Food

Reporting Period: July 2015 To June 2016

RADP:2015-16

(Taka in Lakh)

SI No.	Ministry/Division Name Agency Name Project Code and Name		Project Cost	Target and Progress			Cumulative Progress upto Reporting Period		
				Financial		Physical (% of Total Project) A) Target B) Progress	Fin. Total PA (% of Projects Cost)	Physical Progress in %	
				Allocation	Expenditure				
1	2	3	4	5	6	7	8	9	
1,167	4831-5047	Construction of Multistoried Warehouse at Santahar Grain Silo Premises, Bogra (25000 Metric Tons).	23,271.00	2,800.00	2,674.65	95.52 %	11.54 %	20,980.91	90.00 %
			8,231.33	1,000.00	968.90	96.89 %	11.03 %	14,810.42	
			15,039.67	1,800.00	1,705.75	94.76 %		90.16 %	
1-Jan-12 to 30-Jun-17	JICA		0.00	0.00	0.00	0.00 %			
				142.00	129.31	91.06 %			
							<b>Taka Release :</b>	1,000.00	
							<b>% of Allocation :</b>	100.00 %	
1,168	4831-6041	Construction of 1.05 Lakh Metric Ton Capacity New Food Godowns (1st Revised).	36,880.47	3,443.00	1,998.83	58.05 %	9.34 %	2,320.98	6.29 %
			36,880.47	3,443.00	1,998.83	58.05 %	5.42 %	0.00	
			0.00	0.00	0.00	0.00 %		6.29 %	
			0.00	0.00	0.00	0.00 %		0.00 %	
1-Jul-13 to 30-Jun-18	Non-Donor Project		0.00	0.00	0.00	0.00 %			
				0.00	0.00	0.00 %			
							<b>Taka Release :</b>	3,443.00	
							<b>% of Allocation :</b>	100.00 %	
1,169	4831-5015	Modern Food Storage Facilities Project (MFSP).	191,996.75	8,866.00	6,637.00	74.86 %	4.62 %	7,837.90	16.00 %
			335.24	66.00	48.07	72.83 %	3.46 %	7,777.69	
			191,661.51	8,800.00	6,588.93	74.87 %		4.08 %	
			191,661.51	8,800.00	6,588.93	74.87 %		4.06 %	
1-Jan-14 to 30-Jun-20	World Bank			0.00	0.00	0.00 %			
							<b>Taka Release :</b>	66.00	
							<b>% of Allocation :</b>	100.00 %	

## Project-wise Implementation Status of the project under Ministry of Food

Reporting Period: July 2015 To June 2016

RADP:2015-16

(Taka in Lakh)

SI No.	Ministry/Division Name Agency Name Project Code and Name		Project Cost	Target and Progress			Cumulative Progress upto Reporting Period		
				Financial		Physical (% of Total Project) A) Target B) Progress	Fin. Total PA (% of Projects Cost)	Physical Progress in %	
	Allocation	Expenditure							
	Implementation Period	Development Partner	A) Total B) Taka C) PA D) RPA	A) Total B) Taka C) PA D) RPA E) CDVAT	A) Total B) Taka C) PA D) RPA E) CDVAT	% of Allocation			
	1	2	3	4	5	6	7	8	9

<b>Executing Agency Total</b>	310,193.22	30,197.00	26,155.48	86.62 %
	103,492.04	19,597.00	17,860.80	91.14 %
	206,701.18	10,600.00	8,294.68	78.25 %
	191,661.51	8,800.00	6,588.93	74.87 %
		142.00	129.31	91.06 %
<b>Ministry Total</b>	313,691.22	31,197.00	26,995.48	86.53 %
	103,542.04	19,597.00	17,860.80	91.14 %
	210,149.18	11,600.00	9,134.68	78.75 %
	191,661.51	8,800.00	6,588.93	74.87 %
		142.00	129.31	91.06 %

<b>Taka Release :</b>	19,597.00
<b>% of Allocation :</b>	100.00 %

<b>Taka Release :</b>	19,597.00
<b>% of Allocation :</b>	100.00 %

## Project-wise Implementation Status of the project under Ministry of Disaster Management and Relief

Reporting Period: July 2015 To June 2016

RADP:2015-16

(Taka in Lakh)

SI No.	Ministry/Division Name Agency Name Project Code and Name		Project Cost	Target and Progress			Cumulative Progress upto Reporting Period	
				Financial		Physical (% of Total Project) A) Target B) Progress	Fin. Total PA (% of Projects Cost)	Physical Progress in %
				Allocation	Expenditure			
Implementation Period	Development Partner	A) Total B) Taka C) PA D) RPA	A) Total B) Taka C) PA D) RPA E) CDVAT	A) Total B) Taka C) PA D) RPA E) CDVAT	% of Allocation			
1	2	3	4	5	6	7	8	9

## Ministry of Disaster Management and Relief

## Ministry's Own

1,170	4901-5032	Comprehensive Disaster Management Programme (2nd phase).	58,801.00	3,170.00	2,492.23	78.62 %	5.00 %	48,197.23	82.00 %
			658.00	70.00	44.22	63.17 %	4.00 %	47,851.80	
			58,143.00	3,100.00	2,448.01	78.97 %		81.97 %	
			0.00	0.00	0.00	0.00 %		82.30 %	

1-Jan-10 to 30-Jun-16

DFID, UNDP, EC

Taka Release :	70.00
% of Allocation :	100.00 %

1,171	4901-5037	Project for Procurement of Saline Water Treatment Plant (2 ton truck mounted).	18,905.60	492.00	232.78	47.31 %	2.44 %	7,541.40	95.00 %
			4,268.20	102.00	79.42	77.86 %	1.23 %	6,132.36	
			14,637.40	390.00	153.36	39.32 %		39.89 %	
			0.00	0.00	0.00	0.00 %		41.90 %	

1-Apr-13 to 31-Mar-16

JICS

Taka Release :	100.00
% of Allocation :	98.04 %

## Executing Agency Total

77,706.60	3,662.00	2,725.01	74.41 %
4,926.20	172.00	123.64	71.88 %
72,780.40	3,490.00	2,601.37	74.54 %
0.00	0.00	0.00	0.00 %
	2.00	0.00	0.00 %

Taka Release :	170.00
% of Allocation :	98.84 %

## Department of Relief and Rehabilitation

## Project-wise Implementation Status of the project under Ministry of Disaster Management and Relief

Reporting Period: July 2015 To June 2016

RADP:2015-16

(Taka in Lakh)

SI No.	Ministry/Division Name Agency Name Project Code and Name		Project Cost	Target and Progress			Cumulative Progress upto Reporting Period		
				Financial		Physical (% of Total Project) A) Target B) Progress	Fin. Total PA (% of Projects Cost)	Physical Progress in %	
				Allocation	Expenditure				
1	2	3	4	5	6	7	8	9	
1,172	4931-5028	Construction of Bridges/Culverts (upto 12 m. Long) on the Rural Streets (3rd Phase).	108,509.00	19,319.00	19,171.53	99.24 %	18.00 %	108,361.13	99.00 %
			108,509.00	19,319.00	19,171.53	99.24 %	17.00 %	0.00	
			0.00	0.00	0.00	0.00 %		99.86 %	
			0.00	0.00	0.00	0.00 %		0.00 %	
1-Jul-12	to 30-Jun-16	Non-Donor Project	0.00	0.00	0.00	0.00 %			
				0.00	0.00	0.00 %			
								Taka Release : 19,319.00	
								% of Allocation : 100.00 %	
		<b>Executing Agency Total</b>	108,509.00	19,319.00	19,171.53	99.24 %			
			108,509.00	19,319.00	19,171.53	99.24 %			
			0.00	0.00	0.00	0.00 %			
			0.00	0.00	0.00	0.00 %			
				0.00	0.00	0.00 %			
								Taka Release : 19,319.00	
								% of Allocation : 100.00 %	
<b>Disaster Management Bureau</b>									
1,173	4937-5010	Emergency 2007 Cyclone Recovery and Restoration Project (ECRRP) : Disaster Risks Mitigation and Reduction	7,744.00	2,325.00	2,137.13	91.92 %	2.70 %	9,565.62	98.40 %
			816.80	775.00	762.57	98.40 %	2.48 %	7,998.68	
			6,927.20	1,550.00	1,374.56	88.68 %		123.52 %	
			6,927.20	1,550.00	1,374.56	88.68 %		115.47 %	
1-Aug-08	to 31-Dec-16	World Bank		775.00	0.00	0.00 %			
								Taka Release : 816.80	
								% of Allocation : 105.39 %	

## Project-wise Implementation Status of the project under Ministry of Disaster Management and Relief

Reporting Period: July 2015 To June 2016

RADP:2015-16

(Taka in Lakh)

SI No.	Ministry/Division Name Agency Name Project Code and Name		Project Cost	Target and Progress			Cumulative Progress upto Reporting Period		
				Allocation	Financial		Physical (% of Total Project) A) Target B) Progress	Fin. Total PA (% of Projects Cost)	Physical Progress in %
					Expenditure				
Implementation Period	Development Partner	A) Total B) Taka C) PA D) RPA	A) Total B) Taka C) PA D) RPA E) CDVAT	A) Total B) Taka C) PA D) RPA E) CDVAT	% of Allocation				
1	2	3	4	5	6	7	8	9	

<b>Executing Agency Total</b>	7,744.00	2,325.00	2,137.13	91.92 %	<b>Taka Release :</b>	816.80
	816.80	775.00	762.57	98.40 %	<b>% of Allocation :</b>	<b>105.39 %</b>
	6,927.20	1,550.00	1,374.56	88.68 %		
	6,927.20	1,550.00	1,374.56	88.68 %		
		775.00	0.00	0.00 %		

**Directorate of Disaster Management**

1,174	4932-5039	Construction of Flood Shelters in the Flood-Prone and River Erosion Areas (2nd Phase).	17,461.00	8,940.50	8,933.87	99.93 %	52.00 %	9,459.40	64.00 %
			17,461.00	8,940.50	8,933.87	99.93 %	51.00 %	0.00	
			0.00	0.00	0.00	0.00 %		54.17 %	
			0.00	0.00	0.00	0.00 %		0.00 %	
1-Jul-13	to 30-Jun-16	Non-Donor Project	0.00	0.00	0.00	0.00 %			
				0.00	0.00	0.00 %		<b>Taka Release :</b>	8,940.50
								<b>% of Allocation :</b>	100.00 %
1,175	4932-5027	Vertical Extension of Disaster Management Bhaban.	1,334.00	650.00	631.21	97.11 %	40.00 %	1,153.29	99.00 %
			1,334.00	650.00	631.21	97.11 %	47.00 %	0.00	
			0.00	0.00	0.00	0.00 %		86.45 %	
			0.00	0.00	0.00	0.00 %		0.00 %	
1-Jul-13	to 31-Dec-16	Non-Donor Project	0.00	0.00	0.00	0.00 %			
				0.00	0.00	0.00 %		<b>Taka Release :</b>	635.10
								<b>% of Allocation :</b>	97.71 %

## Project-wise Implementation Status of the project under Ministry of Disaster Management and Relief

Reporting Period: July 2015 To June 2016

RADP:2015-16

(Taka in Lakh)

SI No.	Ministry/Division Name Agency Name Project Code and Name		Project Cost	Target and Progress			Cumulative Progress upto Reporting Period		
				Financial		Physical (% of Total Project) A) Target B) Progress	Fin. Total PA (% of Projects Cost)	Physical Progress in %	
				Allocation	Expenditure				
Implementation Period	Development Partner	A) Total B) Taka C) PA D) RPA	A) Total B) Taka C) PA D) RPA E) CDVAT	A) Total B) Taka C) PA D) RPA E) CDVAT	% of Allocation				
1	2	3	4	5	6	7	8	9	
1,176	4932-5040	Construction of Small Bridges/Culverts (up to 12 m. long) on Rural Roads of Chittagong Hill Tracts Region (2nd Phase).	14,300.00 14,300.00 0.00	5,922.00 5,922.00 0.00	5,696.45 5,696.45 0.00	96.19 % 96.19 % 0.00 %	41.41 % 39.83 % 0.00 %	11,673.41 0.00 81.63 % 0.00 %	92.83 %
1-Jan-14	to 31-Dec-16	Non-Donor Project	0.00	0.00	0.00	0.00 %			
				0.00	0.00	0.00 %	<b>Taka Release :</b> <b>% of Allocation :</b>	5,922.00 100.00 %	
1,177	4932-5034	Procurement of Equipment for Search and Rescue Operation for Earthquake and other Disasters (2nd Phase).	15,892.00 15,892.00 0.00	7,650.17 7,650.17 0.00	7,354.83 7,354.83 0.00	96.14 % 96.14 % 0.00 %	48.00 % 46.00 % 0.00 %	8,798.24 0.00 55.36 % 0.00 %	97.00 %
1-Jul-13	to 30-Jun-16	Non-Donor Project	0.00	0.00	0.00	0.00 %			
				0.00	830.00	0.00 %	<b>Taka Release :</b> <b>% of Allocation :</b>	7,607.47 99.44 %	
1,178	4932-5035	Strengthening of the Ministry of Disaster Management and Relief Programm.	24,100.00 100.00 24,000.00	4,025.00 25.00 4,000.00	2,187.98 17.07 2,170.91	54.36 % 68.28 % 54.27 %	16.70 % 9.07 % 10.78 %	2,599.10 2,569.67 10.71 %	10.78 %
1-Jan-13	to 31-Dec-17	IDA	24,000.00	4,000.00	2,170.91	54.27 %			
				0.00	0.00	0.00 %	<b>Taka Release :</b> <b>% of Allocation :</b>	15.00 60.00 %	

## Project-wise Implementation Status of the project under Ministry of Disaster Management and Relief

Reporting Period: July 2015 To June 2016

RADP:2015-16

(Taka in Lakh)

SI No.	Ministry/Division Name Agency Name Project Code and Name		Project Cost	Target and Progress			Cumulative Progress upto Reporting Period		
				Financial		Physical (% of Total Project) A) Target B) Progress	Fin. Total PA (% of Projects Cost)	Physical Progress in %	
				Allocation	Expenditure				
Implementation Period	Development Partner	A) Total B) Taka C) PA D) RPA	A) Total B) Taka C) PA D) RPA E) CDVAT	A) Total B) Taka C) PA D) RPA E) CDVAT	% of Allocation				
1	2	3	4	5	6	7	8	9	
1,179	4932-5000	ECRRP Sub-Component D-1, Disaster Risk Mitigation and Reduction.	7,888.00	1,500.00	2,156.20	143.75 %	30.00 %	7,447.55	89.00 %
			42.00	0.00	0.00	0.00 %	27.00 %	2,156.20	
			7,846.00	1,500.00	2,156.20	143.75 %		94.42 %	
								27.48 %	
1-Jul-15	to 31-Dec-16	IDA	0.00	0.00	0.00	0.00 %			
				0.00	0.00	0.00 %			
							<b>Taka Release :</b>	0.00	
							<b>% of Allocation :</b>	0.00 %	
1,180	4932-5043	Urban Resilience Project (DDA Part).	12,620.00	850.00	29.21	3.44 %	7.00 %	31.83	1.00 %
			1,070.00	200.00	12.27	6.14 %	1.00 %	16.94	
			11,550.00	650.00	16.94	2.61 %		0.25 %	
								0.15 %	
1-Jul-15	to 30-Jun-20	IDA	0.00	650.00	16.94	2.61 %			
				0.00	0.00	0.00 %			
							<b>Taka Release :</b>	100.00	
							<b>% of Allocation :</b>	50.00 %	
1,181	4932-5001	Procurement of Equipment for Search and Rescue Operation for Earthquake and other.	15,891.00	7,650.17	7,354.83	96.14 %	48.00 %	8,798.24	56.00 %
			15,891.00	7,650.17	7,354.83	96.14 %	46.00 %	0.00	
			0.00	0.00	0.00	0.00 %		55.37 %	
								0.00 %	
1-Jul-15	to 30-Jun-16	Non-Donor Project	0.00	0.00	0.00	0.00 %			
				0.00	0.00	0.00 %			
							<b>Taka Release :</b>	7,607.47	
							<b>% of Allocation :</b>	99.44 %	



## Project-wise Implementation Status of the project under Ministry of Disaster Management and Relief

Reporting Period: July 2015 To June 2016

RADP:2015-16

(Taka in Lakh)

SI No.	Ministry/Division Name Agency Name Project Code and Name		Project Cost	Target and Progress			Cumulative Progress upto Reporting Period		
				Financial		Physical (% of Total Project) A) Target B) Progress	Fin. Total PA (% of Projects Cost)	Physical Progress in %	
				Allocation	Expenditure				
Implementation Period	Development Partner	A) Total B) Taka C) PA D) RPA	A) Total B) Taka C) PA D) RPA E) CDVAT	A) Total B) Taka C) PA D) RPA E) CDVAT	% of Allocation	A) Target B) Progress	Fin. Total PA (% of Projects Cost)	Physical Progress in %	
1	2	3	4	5	6	7	8	9	
1,182	4932-5002	Construction of Bridges/Culverts more or less 15 meter long on Rural Roads.	368,436.00	56,935.08	56,757.67	99.69 %	15.45 %	56,757.67	15.41 %
			368,436.00	56,935.08	56,757.67	99.69 %	15.41 %	0.00	15.41 %
			0.00	0.00	0.00	0.00 %		15.41 %	
			0.00	0.00	0.00	0.00 %		0.00 %	
1-Jan-16 to 30-Jun-19	Non-Donor Project		0.00	0.00	0.00	0.00 %			
			0.00	0.00	0.00	0.00 %			
				0.00	0.00	0.00 %			
<b>Executing Agency Total</b>			477,922.00	94,122.92	91,102.25	96.79 %			
			434,526.00	87,972.92	86,758.20	98.62 %			
			43,396.00	6,150.00	4,344.05	70.63 %			
			24,000.00	4,650.00	2,187.85	47.05 %			
				0.00	830.00	0.00 %			
<b>Ministry Total</b>			671,881.60	119,428.92	115,135.92	96.41 %			
			548,778.00	108,238.92	106,815.94	98.69 %			
			123,103.60	11,190.00	8,319.98	74.35 %			
			30,927.20	6,200.00	3,562.41	57.46 %			
				777.00	830.00	106.82 %			
							<b>Taka Release :</b>	56,935.08	
							<b>% of Allocation :</b>	100.00 %	
							<b>Taka Release :</b>	87,762.62	
							<b>% of Allocation :</b>	99.76 %	
							<b>Taka Release :</b>	108,068.42	
							<b>% of Allocation :</b>	99.84 %	

## Project-wise Implementation Status of the project under Road Transport and Highways Division

Reporting Period: July 2015 To June 2016

RADP:2015-16

(Taka in Lakh)

SI No.	Ministry/Division Name Agency Name Project Code and Name		Project Cost A) Total B) Taka C) PA D) RPA	Target and Progress			Cumulative Progress upto Reporting Period		
				Financial		Physical (% of Total Project) A) Target B) Progress	Fin. Total PA (% of Projects Cost)	Physical Progress in %	
	Allocation	Expenditure							
	Implementation Period	Development Partner		A) Total B) Taka C) PA D) RPA E) CDVAT	A) Total B) Taka C) PA D) RPA E) CDVAT	% of Allocation			
	1	2	3	4	5	6	7	8	9

**Road Transport and Highways Division**  
**Department of Roads and Highways**

1,183	5041-5040	Construction of Sarail - Nasirnagar - Lakhai Road	11,814.00 11,814.00 0.00 0.00	285.00 285.00 0.00 0.00	285.00 285.00 0.00 0.00	100.00 % 100.00 % 0.00 % 0.00 %	2.99 % 2.99 % 95.61 % 0.00 %	11,295.00 0.00 95.61 % 0.00 %	94.57 %
1-Jul-99	to 30-Jun-16	Non-Donor Project						Taka Release : % of Allocation :	285.00 100.00 %
1,184	5041-5093	Construction of Gazipur-Azmatpur-Itakhola Road	22,441.00 22,441.00 0.00 0.00	4,500.00 4,500.00 0.00 0.00	4,500.00 4,500.00 0.00 0.00	100.00 % 100.00 % 0.00 % 0.00 %	16.96 % 16.96 % 86.45 % 0.00 %	19,400.00 0.00 86.45 % 0.00 %	86.45 %
1-Jul-00	to 30-Jun-16	Non-Donor Project						Taka Release : % of Allocation :	4,500.00 100.00 %
1,185	5041-5250	Construction of PC Girder Bridge over the River Surma near the old Keane Bridge at Kazirbazar & construction of Ambarkhana bypass Road	18,907.00 18,907.00 0.00 0.00	430.00 430.00 0.00 0.00	430.00 430.00 0.00 0.00	100.00 % 100.00 % 0.00 % 0.00 %	2.28 % 2.27 % 73.52 % 0.00 %	13,901.00 0.00 73.52 % 0.00 %	73.51 %
1-Jul-01	to 30-Jun-16	Non-Donor Project						Taka Release : % of Allocation :	429.50 99.88 %

## Project-wise Implementation Status of the project under Road Transport and Highways Division

Reporting Period: July 2015 To June 2016

RADP:2015-16

(Taka in Lakh)

SI No.	Ministry/Division Name Agency Name Project Code and Name		Project Cost	Target and Progress			Cumulative Progress upto Reporting Period		
				Financial		Physical (% of Total Project) A) Target B) Progress	Fin. Total PA (% of Projects Cost)	Physical Progress in %	
				Allocation	Expenditure				
Implementation Period	Development Partner	A) Total B) Taka C) PA D) RPA	A) Total B) Taka C) PA D) RPA E) CDVAT	A) Total B) Taka C) PA D) RPA E) CDVAT	% of Allocation	A) Target B) Progress	Fin. Total PA (% of Projects Cost)	Physical Progress in %	
1	2	3	4	5	6	7	8	9	
1,186	5041-9092	Construction of Third Karnaphuli Bridge.	68,259.00 32,303.00 35,956.00	1,168.00 1,106.00 62.00	1,152.00 1,090.00 62.00	98.63 % 98.55 % 100.00 %	2.00 % 1.68 % 70.06 % 61.75 %	47,824.00 22,204.00 70.06 % 61.75 %	70.06 %
1-Jul-03	to 31-Dec-18	Kuwait	0.00	0.00	0.00	0.00 %			
				0.00	0.00	0.00 %	<b>Taka Release :</b>	1,105.00	
						0.00 %	<b>% of Allocation :</b>	99.91 %	
1,187	5041-9110	Construction of Shahid Buddijibi Setu (3rd Buriganga), Tista and 2nd Shitalakhaya Bridge with the assistance of Kuwait fund (2nd Revised)	31,251.00 13,521.00 17,730.00 8,362.00	1,807.00 1,807.00 0.00 0.00	1,807.00 1,807.00 0.00 0.00	100.00 % 100.00 % 0.00 % 0.00 %	5.78 % 5.78 % 0.00 % 0.00 %	1,807.00 0.00 5.78 % 0.00 %	5.78 %
1-Apr-03	to 30-Jun-16	KFAED		0.00	0.00	0.00 %			
				0.00	0.00	0.00 %	<b>Taka Release :</b>	1,807.00	
						0.00 %	<b>% of Allocation :</b>	100.00 %	
1,188	5041-9690	Construction of Shahid Ziaur Rahman Medical College Hospital Link Road.	625.00 625.00 0.00	263.00 263.00 0.00	262.00 262.00 0.00	99.62 % 99.62 % 0.00 %	41.92 % 41.92 % 0.00 %	587.00 0.00 93.92 % 0.00 %	93.96 %
1-Jul-03	to 30-Jun-16	Non-Donor Project	0.00	0.00	0.00	0.00 %			
				0.00	0.00	0.00 %	<b>Taka Release :</b>	262.25	
						0.00 %	<b>% of Allocation :</b>	99.71 %	

## Project-wise Implementation Status of the project under Road Transport and Highways Division

Reporting Period: July 2015 To June 2016

RADP:2015-16

(Taka in Lakh)

SI No.	Ministry/Division Name Agency Name Project Code and Name		Project Cost	Target and Progress			Cumulative Progress upto Reporting Period		
				Financial		Physical (% of Total Project) A) Target B) Progress	Fin. Total PA (% of Projects Cost)	Physical Progress in %	
				Allocation	Expenditure				
Implementation Period	Development Partner	A) Total B) Taka C) PA D) RPA	A) Total B) Taka C) PA D) RPA E) CDVAT	A) Total B) Taka C) PA D) RPA E) CDVAT	% of Allocation				
1	2	3	4	5	6	7	8	9	
1,189	5041-9720	4-Laning of Dhaka-Chittagong National Highways Project (Daudkandi-Chittagong Section).	381,694.00	76,620.00	76,620.00	100.00 %	2.28 %	303,748.00	79.58 %
			381,694.00	76,620.00	76,620.00	100.00 %	2.28 %	0.00	
			0.00	0.00	0.00	0.00 %		79.58 %	
			0.00	0.00	0.00	0.00 %		0.00 %	
1-Jan-06 to 31-Dec-16	Non-Donor Project		0.00	0.00	0.00	0.00 %			
				0.00	0.00	0.00 %		<b>Taka Release :</b> 76,620.00	
					0.00	0.00 %		<b>% of Allocation :</b> 100.00 %	
1,190	5041-9770	Development of Chatmohor-Handial-Hamkuria Road.	9,618.00	3,737.00	3,737.00	100.00 %	38.94 %	9,449.00	98.24 %
			9,618.00	3,737.00	3,737.00	100.00 %	38.94 %	0.00	
			0.00	0.00	0.00	0.00 %		98.24 %	
			0.00	0.00	0.00	0.00 %		0.00 %	
1-Dec-06 to 30-Jun-16	Non-Donor Project		0.00	0.00	0.00	0.00 %			
				0.00	0.00	0.00 %		<b>Taka Release :</b> 3,737.00	
					0.00	0.00 %		<b>% of Allocation :</b> 100.00 %	
1,191	5041-5082	Construction of Bandherhat -Khoirchar Road at Nagarbari Ferryghat end.	9,306.00	1,761.00	1,761.00	100.00 %	18.95 %	9,304.00	99.98 %
			9,306.00	1,761.00	1,761.00	100.00 %	18.93 %	0.00	
			0.00	0.00	0.00	0.00 %		99.98 %	
			0.00	0.00	0.00	0.00 %		0.00 %	
1-Jul-06 to 30-Jun-16	Non-Donor Project		0.00	0.00	0.00	0.00 %			
				0.00	0.00	0.00 %		<b>Taka Release :</b> 1,761.20	
					0.00	0.00 %		<b>% of Allocation :</b> 100.01 %	

## Project-wise Implementation Status of the project under Road Transport and Highways Division

Reporting Period: July 2015 To June 2016

RADP:2015-16

(Taka in Lakh)

SI No.	Ministry/Division Name Agency Name Project Code and Name		Project Cost	Target and Progress			Cumulative Progress upto Reporting Period		
				Financial		Physical (% of Total Project) A) Target B) Progress	Fin. Total PA (% of Projects Cost)	Physical Progress in %	
				Allocation	Expenditure				
Implementation Period	Development Partner	A) Total B) Taka C) PA D) RPA	A) Total B) Taka C) PA D) RPA E) CDVAT	A) Total B) Taka C) PA D) RPA E) CDVAT	% of Allocation	A) Target B) Progress	Fin. Total PA (% of Projects Cost)	Physical Progress in %	
1	2	3	4	5	6	7	8	9	
1,192	5041-9778	Construction of 3 Bridges at Khepupara, Hazipur and Mohipur on Patuakhali-Kuakata Road.	17,424.00 17,424.00 0.00	840.00 840.00 0.00	840.00 840.00 0.00	100.00 % 100.00 % 0.00 %	4.83 % 4.83 % 0.00 %	15,415.00 0.00 88.47 % 0.00 %	88.47 %
1-Jan-09 to 30-Jun-16	Non-Donor Project		0.00	0.00	0.00	0.00 %			
				0.00	0.00	0.00 %	<b>Taka Release :</b> <b>% of Allocation :</b>	840.00 100.00 %	
1,193	5041-7210	Construction of Cox's Bazar -Technaf Marine Drive Road- 2nd phase (Inani to Silkhal).	49,037.00 49,037.00 0.00	3,138.00 3,138.00 0.00	3,137.00 3,137.00 0.00	99.97 % 99.97 % 0.00 %	60.40 % 60.40 % 0.00 %	47,468.00 0.00 96.80 % 0.00 %	150.80 %
1-Jul-08 to 30-Jun-16	Non-Donor Project		0.00	0.00	0.00	0.00 %			
				0.00	0.00	0.00 %	<b>Taka Release :</b> <b>% of Allocation :</b>	3,137.46 99.98 %	
1,194	5041-5116	Construction of Shimirtek to Gabtoli Bridge Connecting Road.	10,033.00 10,033.00 0.00	471.00 471.00 0.00	471.00 471.00 0.00	100.00 % 100.00 % 0.00 %	4.69 % 4.69 % 0.00 %	9,214.00 0.00 91.84 % 0.00 %	91.84 %
1-Jan-09 to 30-Jun-16	Non-Donor Project		0.00	0.00	0.00	0.00 %			
				0.00	0.00	0.00 %	<b>Taka Release :</b> <b>% of Allocation :</b>	471.00 100.00 %	

## Project-wise Implementation Status of the project under Road Transport and Highways Division

Reporting Period: July 2015 To June 2016

RADP:2015-16

(Taka in Lakh)

SI No.	Ministry/Division Name Agency Name Project Code and Name		Project Cost	Target and Progress			Cumulative Progress upto Reporting Period		
				Financial		Physical (% of Total Project) A) Target B) Progress	Fin. Total PA (% of Projects Cost)	Physical Progress in %	
				Allocation	Expenditure				
Implementation Period	Development Partner	A) Total B) Taka C) PA D) RPA	A) Total B) Taka C) PA D) RPA E) CDVAT	A) Total B) Taka C) PA D) RPA E) CDVAT	% of Allocation				
1	2	3	4	5	6	7	8	9	
1,195	5041-9954	Widening of Chittagong (Oxygen moor) to Hathazari Portion of Chittagong-Hathazari-Rangamati National Highway (N-106) with construction of divider.	22,599.00 22,599.00 0.00	7,000.00 7,000.00 0.00	7,000.00 7,000.00 0.00	100.00 % 100.00 % 0.00 %	30.98 % 30.98 % 0.00 %	12,850.00 0.00 56.86 % 0.00 %	56.86 %
1-Jul-09 to 30-Jun-17	Non-Donor Project		0.00	0.00	0.00	0.00 %			
				0.00	0.00	0.00 %	<b>Taka Release :</b> <b>% of Allocation :</b>	7,000.00 100.00 %	
1,196	5041-7154	Improvement of Baburhat- Motlab-Pannai Road (2nd Phase)	13,434.00 13,434.00 0.00	3,000.00 3,000.00 0.00	3,000.00 3,000.00 0.00	100.00 % 100.00 % 0.00 %	31.93 % 23.50 % 0.00 %	9,816.00 0.00 73.07 % 0.00 %	73.07 %
1-Jul-09 to 30-Jun-16	Non-Donor Project		0.00	0.00	0.00	0.00 %			
				0.00	0.00	0.00 %	<b>Taka Release :</b> <b>% of Allocation :</b>	3,000.00 100.00 %	
1,197	5041-5117	Eastern Bangladesh Bridge Improvement Project	118,750.00 57,298.00 61,452.00	10,360.00 9,984.00 376.00	10,359.00 9,984.00 375.00	99.99 % 100.00 % 99.73 %	80.73 % 8.72 % 99.73 %	108,866.00 61,343.00 91.68 % 99.82 %	91.68 %
1-Jul-09 to 30-Jun-16	JICA		51,135.00	252.00	252.00	100.00 %			
				0.00	0.00	0.00 %	<b>Taka Release :</b> <b>% of Allocation :</b>	9,984.00 100.00 %	

## Project-wise Implementation Status of the project under Road Transport and Highways Division

Reporting Period: July 2015 To June 2016

RADP:2015-16

(Taka in Lakh)

SI No.	Ministry/Division Name Agency Name Project Code and Name		Project Cost	Target and Progress			Cumulative Progress upto Reporting Period		
				Financial		Physical (% of Total Project) A) Target B) Progress	Fin. Total PA (% of Projects Cost)	Physical Progress in %	
				Allocation	Expenditure				
Implementation Period	Development Partner	A) Total B) Taka C) PA D) RPA	A) Total B) Taka C) PA D) RPA E) CDVAT	A) Total B) Taka C) PA D) RPA E) CDVAT	% of Allocation				
1	2	3	4	5	6	7	8	9	
1,198	5041-5088	Construction of Rekabibazar -Rampal-Dighirpar-Bangla Bazar-Munshigonj Sadar -Nayagaon-Mukterpur Road (with link of Nayagaon Hospital Road)	8,017.00 8,017.00 0.00	1,600.00 1,600.00 0.00	1,600.00 1,600.00 0.00	100.00 % 100.00 % 0.00 %	21.96 % 21.96 % 0.00 %	3,841.00 0.00 47.91 % 0.00 %	47.91 %
1-Jul-09 to 30-Jun-17	Non-Donor Project		0.00	0.00	0.00	0.00 %			
				0.00	0.00	0.00 %	<b>Taka Release :</b> <b>% of Allocation :</b>	1,600.00 100.00 %	
1,199	5041-5129	Improvement of Pirojpur Gopalganj Road and Construction of Sheikh Lutfar Rahman Bridge (Patgathi Bridge)	21,023.00 21,023.00 0.00	2,332.00 2,332.00 0.00	2,309.00 2,309.00 0.00	99.01 % 99.01 % 0.00 %	10.00 % 10.00 % 0.00 %	20,766.00 0.00 98.78 % 0.00 %	99.00 %
1-Oct-09 to 30-Jun-16	Non-Donor Project		0.00	0.00	0.00	0.00 %			
				0.00	0.00	0.00 %	<b>Taka Release :</b> <b>% of Allocation :</b>	2,332.00 100.00 %	
1,200	5041-7310	Construction of Saidabad-Anaitpur (Khaza Unus Ali Medical College Hospital) By Lane Road	3,298.00 3,298.00 0.00	634.00 634.00 0.00	634.00 634.00 0.00	100.00 % 100.00 % 0.00 %	19.22 % 19.22 % 0.00 %	634.00 0.00 19.22 % 0.00 %	19.22 %
1-Jul-10 to 30-Jun-16	Non-Donor Project		0.00	0.00	0.00	0.00 %			
				0.00	0.00	0.00 %	<b>Taka Release :</b> <b>% of Allocation :</b>	634.00 100.00 %	

## Project-wise Implementation Status of the project under Road Transport and Highways Division

Reporting Period: July 2015 To June 2016

RADP:2015-16

(Taka in Lakh)

SI No.	Ministry/Division Name Agency Name Project Code and Name		Project Cost	Target and Progress			Cumulative Progress upto Reporting Period		
				Financial		Physical (% of Total Project) A) Target B) Progress	Fin. Total PA (% of Projects Cost)	Physical Progress in %	
				Allocation	Expenditure				
Implementation Period	Development Partner	A) Total B) Taka C) PA D) RPA	A) Total B) Taka C) PA D) RPA E) CDVAT	A) Total B) Taka C) PA D) RPA E) CDVAT	% of Allocation				
1	2	3	4	5	6	7	8	9	
1,201	5041-7340	Construction of Raipura -Narsindhi-Madangonj Road (Raipura-Narsindhi Part)	8,318.00 8,318.00 0.00	2,644.00 2,644.00 0.00	2,644.00 2,644.00 0.00	100.00 % 100.00 % 0.00 %	20.60 % 20.60 % 0.00 %	9,144.00 0.00 109.93 % 0.00 %	100.00 %
1-Jul-10 to 30-Jun-16	Non-Donor Project		0.00	0.00	0.00	0.00 %			
				0.00	0.00	0.00 %	<b>Taka Release :</b>	2,644.00	
						0.00 %	<b>% of Allocation :</b>	100.00 %	
1,202	5041-5069	Development of Joydebpur -Mymensingh Road.	181,512.00 181,512.00 0.00	22,995.00 22,995.00 0.00	22,995.00 22,995.00 0.00	100.00 % 100.00 % 0.00 %	12.67 % 12.67 % 0.00 %	177,212.00 0.00 97.63 % 0.00 %	97.63 %
1-Jul-10 to 30-Jun-16	Non-Donor Project		0.00	0.00	0.00	0.00 %			
				0.00	0.00	0.00 %	<b>Taka Release :</b>	22,995.00	
						0.00 %	<b>% of Allocation :</b>	100.00 %	
1,203	5041-5144	Construction of Baniachang-Nabigonj Road.	4,692.00 4,692.00 0.00	800.00 800.00 0.00	800.00 800.00 0.00	100.00 % 100.00 % 0.00 %	17.06 % 17.06 % 0.00 %	4,342.00 0.00 92.54 % 0.00 %	92.54 %
1-Jul-10 to 30-Jun-16	Non-Donor Project		0.00	0.00	0.00	0.00 %			
				0.00	0.00	0.00 %	<b>Taka Release :</b>	800.00	
						0.00 %	<b>% of Allocation :</b>	100.00 %	



## Project-wise Implementation Status of the project under Road Transport and Highways Division

Reporting Period: July 2015 To June 2016

RADP:2015-16

(Taka in Lakh)

SI No.	Ministry/Division Name Agency Name Project Code and Name		Project Cost	Target and Progress			Cumulative Progress upto Reporting Period		
				Financial		Physical (% of Total Project) A) Target B) Progress	Fin. Total PA (% of Projects Cost)	Physical Progress in %	
				Allocation	Expenditure				
Implementation Period	Development Partner	A) Total B) Taka C) PA D) RPA	A) Total B) Taka C) PA D) RPA E) CDVAT	A) Total B) Taka C) PA D) RPA E) CDVAT	% of Allocation				
1	2	3	4	5	6	7	8	9	
1,204	5041-5146	Upgradation of Sineboard-Modelgonj-Raeda-Sarankhola-Bogi Road into Regional Highway.	12,348.00 12,348.00 0.00	3,570.00 3,570.00 0.00	3,570.00 3,570.00 0.00	100.00 % 100.00 % 0.00 %	28.91 % 28.91 % 0.00 %	9,040.00 0.00 73.21 % 0.00 %	73.21 %
1-Jul-10 to 30-Jun-16	Non-Donor Project		0.00	0.00	0.00	0.00 %			
				0.00	0.00	0.00 %	<b>Taka Release :</b> <b>% of Allocation :</b>	3,570.00 100.00 %	
1,205	5041-5145	Development of Ashashuni-Paikgasa Road including Construction of Manikkhali Bridge.	10,882.00 10,882.00 0.00	1,500.00 1,500.00 0.00	1,500.00 1,500.00 0.00	100.00 % 100.00 % 0.00 %	12.36 % 12.36 % 0.00 %	3,270.00 0.00 30.05 % 0.00 %	30.06 %
1-Jul-10 to 30-Jun-16	Non-Donor Project		0.00	0.00	0.00	0.00 %			
				0.00	0.00	0.00 %	<b>Taka Release :</b> <b>% of Allocation :</b>	1,500.00 100.00 %	
1,206	5041-5152	Development of Goalanda-Faridpur-Tarail Road.	7,896.00 7,896.00 0.00	1,600.00 1,600.00 0.00	1,600.00 1,600.00 0.00	100.00 % 100.00 % 0.00 %	20.26 % 20.26 % 0.00 %	5,570.00 0.00 70.54 % 0.00 %	70.54 %
1-Jul-10 to 30-Jun-17	Non-Donor Project		0.00	0.00	0.00	0.00 %			
				0.00	0.00	0.00 %	<b>Taka Release :</b> <b>% of Allocation :</b>	1,600.00 100.00 %	

## Project-wise Implementation Status of the project under Road Transport and Highways Division

Reporting Period: July 2015 To June 2016

RADP:2015-16

(Taka in Lakh)

SI No.	Ministry/Division Name Agency Name Project Code and Name		Project Cost	Target and Progress			Cumulative Progress upto Reporting Period		
				Financial		Physical (% of Total Project) A) Target B) Progress	Fin. Total PA (% of Projects Cost)	Physical Progress in %	
				Allocation	Expenditure				
Implementation Period	Development Partner	A) Total B) Taka C) PA D) RPA	A) Total B) Taka C) PA D) RPA E) CDVAT	A) Total B) Taka C) PA D) RPA E) CDVAT	% of Allocation	A) Target B) Progress	Fin. Total PA (% of Projects Cost)	Physical Progress in %	
1	2	3	4	5	6	7	8	9	
1,207	5041-5153	Development of Bazunia-Gaindhasur-Satpar-Hatiara-Ramdia (including Ramdia Bazar bypass) Road.	9,957.00 9,957.00 0.00	1,000.00 1,000.00 0.00	1,000.00 1,000.00 0.00	100.00 % 100.00 % 0.00 %	5.00 % 5.00 % 0.00 %	7,115.00 0.00 71.46 % 0.00 %	98.68 %
1-Jul-10 to 30-Jun-16	Non-Donor Project		0.00	0.00	0.00	0.00 %			
				0.00	0.00	0.00 %	<b>Taka Release :</b> <b>% of Allocation :</b>	1,000.00 100.00 %	
1,208	5041-5148	Upgradation of Bowshi -Gopalpur-Bhuapur Road into Regional Highway (including Madhupur Link).	10,614.00 10,614.00 0.00	2,125.00 2,125.00 0.00	2,125.00 2,125.00 0.00	100.00 % 100.00 % 0.00 %	20.02 % 20.00 % 0.00 %	10,025.00 0.00 94.45 % 0.00 %	94.40 %
1-Jul-10 to 30-Jun-16	Non-Donor Project		0.00	0.00	0.00	0.00 %			
				0.00	0.00	0.00 %	<b>Taka Release :</b> <b>% of Allocation :</b>	2,125.00 100.00 %	
1,209	5041-5156	Construction of Dirai-Shalla part of Madanpur-Derai-Shalla Road.	11,991.00 11,991.00 0.00	2,000.00 2,000.00 0.00	2,000.00 2,000.00 0.00	100.00 % 100.00 % 0.00 %	16.67 % 16.67 % 0.00 %	8,538.00 0.00 71.20 % 0.00 %	71.20 %
1-Jul-10 to 30-Jun-17	Non-Donor Project		0.00	0.00	0.00	0.00 %			
				0.00	0.00	0.00 %	<b>Taka Release :</b> <b>% of Allocation :</b>	2,000.00 100.00 %	

## Project-wise Implementation Status of the project under Road Transport and Highways Division

Reporting Period: July 2015 To June 2016

RADP:2015-16

(Taka in Lakh)

SI No.	Ministry/Division Name Agency Name Project Code and Name		Project Cost	Target and Progress			Cumulative Progress upto Reporting Period		
				Financial		Physical (% of Total Project) A) Target B) Progress	Fin. Total PA (% of Projects Cost)	Physical Progress in %	
				Allocation	Expenditure				
Implementation Period	Development Partner	A) Total B) Taka C) PA D) RPA	A) Total B) Taka C) PA D) RPA E) CDVAT	A) Total B) Taka C) PA D) RPA E) CDVAT	% of Allocation	A) Target B) Progress	Fin. Total PA (% of Projects Cost)	Physical Progress in %	
1	2	3	4	5	6	7	8	9	
1,210	5041-5158	Re-construction of Lebukhali-Dumki-Boga-Bowfal-Khalia-Doshmina-Golachipa-Amragasia Road.	10,815.00 10,815.00 0.00	2,120.00 2,120.00 0.00	2,119.00 2,119.00 0.00	99.95 % 99.95 % 0.00 %	19.59 % 19.59 % 0.00 %	10,490.00 0.00 96.99 % 0.00 %	96.99 %
1-Jul-10 to 30-Jun-16	Non-Donor Project		0.00	0.00	0.00	0.00 %			
				0.00	0.00	0.00 %	<b>Taka Release :</b>	2,120.00	
						0.00 %	<b>% of Allocation :</b>	100.00 %	
1,211	5041-5167	Construction of Satkhira City Bypass Road including Bhumra Land Port Link.	14,239.00 14,239.00 0.00	377.00 377.00 0.00	377.00 377.00 0.00	100.00 % 100.00 % 0.00 %	3.00 % 3.00 % 0.00 %	8,927.00 0.00 62.69 % 0.00 %	63.05 %
1-Aug-10 to 30-Jun-17	Non-Donor Project		0.00	0.00	0.00	0.00 %			
				0.00	0.00	0.00 %	<b>Taka Release :</b>	377.00	
						0.00 %	<b>% of Allocation :</b>	100.00 %	
1,212	5041-5172	Construction of PC Girder Bridge on the Sutia River of 26th k.m. Gaffargaon-Barmi-Maona Road.	2,555.00 2,555.00 0.00	497.00 497.00 0.00	497.00 497.00 0.00	100.00 % 100.00 % 0.00 %	12.40 % 12.40 % 0.00 %	2,527.00 0.00 98.90 % 0.00 %	98.90 %
1-Jul-10 to 31-Dec-15	Non-Donor Project		0.00	0.00	0.00	0.00 %			
				0.00	0.00	0.00 %	<b>Taka Release :</b>	496.95	
						0.00 %	<b>% of Allocation :</b>	99.99 %	

## Project-wise Implementation Status of the project under Road Transport and Highways Division

Reporting Period: July 2015 To June 2016

RADP:2015-16

(Taka in Lakh)

SI No.	Ministry/Division Name Agency Name Project Code and Name		Project Cost	Target and Progress			Cumulative Progress upto Reporting Period		
				Financial		Physical (% of Total Project) A) Target B) Progress	Fin. Total PA (% of Projects Cost)	Physical Progress in %	
				Allocation	Expenditure				
Implementation Period	Development Partner	A) Total B) Taka C) PA D) RPA	A) Total B) Taka C) PA D) RPA E) CDVAT	A) Total B) Taka C) PA D) RPA E) CDVAT	% of Allocation				
1	2	3	4	5	6	7	8	9	
1,213	5041-5175	Construction of 3rd Shitalakhya Bridge at Bandar Upazilla in Narayangonj	53,968.00	7,921.00	7,903.00	99.77 %	11.71 %	11,615.00	21.54 %
			22,803.00	7,907.00	7,892.00	99.81 %	11.71 %	139.00	
			31,165.00	14.00	11.00	78.57 %		21.52 %	
			2,109.00	1.00	1.00	100.00 %		0.45 %	
1-Nov-10 to 31-Dec-16	SFD			0.00	0.00	0.00 %			
							<b>Taka Release :</b>	7,907.09	
							<b>% of Allocation :</b>	100.00 %	
1,214	5041-5178	Baniachang-Azmarigonj Road.	7,309.00	1,000.00	1,000.00	100.00 %	13.68 %	3,400.00	46.52 %
			7,309.00	1,000.00	1,000.00	100.00 %	13.68 %	0.00	
			0.00	0.00	0.00	0.00 %		46.52 %	
			0.00	0.00	0.00	0.00 %		0.00 %	
1-Dec-10 to 30-Jun-17	Non-Donor Project			0.00	0.00	0.00 %			
				0.00	0.00	0.00 %			
							<b>Taka Release :</b>	1,000.00	
							<b>% of Allocation :</b>	100.00 %	
1,215	5041-5182	Construction of Remaining Approach Road for Shahid Buddhijibi Bridge and Re-construction 3 (Three) old Bridges.	7,310.00	2,704.00	2,704.00	100.00 %	24.78 %	5,694.00	77.89 %
			7,310.00	2,704.00	2,704.00	100.00 %	24.78 %	0.00	
			0.00	0.00	0.00	0.00 %		77.89 %	
			0.00	0.00	0.00	0.00 %		0.00 %	
1-Dec-10 to 30-Jun-16	Non-Donor Project			0.00	0.00	0.00 %			
				0.00	0.00	0.00 %			
							<b>Taka Release :</b>	2,704.00	
							<b>% of Allocation :</b>	100.00 %	

## Project-wise Implementation Status of the project under Road Transport and Highways Division

Reporting Period: July 2015 To June 2016

RADP:2015-16

(Taka in Lakh)

SI No.	Ministry/Division Name Agency Name Project Code and Name		Project Cost	Target and Progress			Cumulative Progress upto Reporting Period		
				Financial		Physical (% of Total Project) A) Target B) Progress	Fin. Total PA (% of Projects Cost)	Physical Progress in %	
				Allocation	Expenditure				
Implementation Period	Development Partner	A) Total B) Taka C) PA D) RPA	A) Total B) Taka C) PA D) RPA E) CDVAT	A) Total B) Taka C) PA D) RPA E) CDVAT	% of Allocation				
1	2	3	4	5	6	7	8	9	
1,216	5041-5183	Construction of Charfashion-Charmanika-Baburhat Lanchghat.	5,786.00	775.00	775.00	100.00 %	0.00 %	5,268.00	0.00 %
			5,786.00	775.00	775.00	100.00 %	0.00 %	0.00	
			0.00	0.00	0.00	0.00 %		91.05 %	
			0.00	0.00	0.00	0.00 %		0.00 %	
1-Jul-10 to 30-Jun-16	Non-Donor Project		0.00	0.00	0.00	0.00 %			
				0.00	0.00	0.00 %			
							<b>Taka Release :</b>	775.00	
							<b>% of Allocation :</b>	100.00 %	
1,217	5041-5184	Construction of 2 RCC Box and 8 PC Girder in different k.m of Hemayetpur-Singair-Manikgonj Road.	6,334.00	1,615.00	1,615.00	100.00 %	25.51 %	6,090.00	96.00 %
			6,334.00	1,615.00	1,615.00	100.00 %	25.51 %	0.00	
			0.00	0.00	0.00	0.00 %		96.15 %	
			0.00	0.00	0.00	0.00 %		0.00 %	
1-Dec-10 to 30-Jun-16	Non-Donor Project		0.00	0.00	0.00	0.00 %			
				0.00	0.00	0.00 %			
							<b>Taka Release :</b>	1,615.00	
							<b>% of Allocation :</b>	100.00 %	
1,218	5041-5189	Re-construction of 7 Bridge including Development and Expansion of Bianibazar part of Charkhi Shewla-Bianibazar-Baraigram Road.	4,029.00	165.00	165.00	100.00 %	4.09 %	3,899.00	96.77 %
			4,029.00	165.00	165.00	100.00 %	4.09 %	0.00	
			0.00	0.00	0.00	0.00 %		96.77 %	
			0.00	0.00	0.00	0.00 %		0.00 %	
1-Dec-10 to 30-Jun-16	Non-Donor Project		0.00	0.00	0.00	0.00 %			
				0.00	0.00	0.00 %			
							<b>Taka Release :</b>	165.00	
							<b>% of Allocation :</b>	100.00 %	

## Project-wise Implementation Status of the project under Road Transport and Highways Division

Reporting Period: July 2015 To June 2016

RADP:2015-16

(Taka in Lakh)

SI No.	Ministry/Division Name Agency Name Project Code and Name		Project Cost	Target and Progress			Cumulative Progress upto Reporting Period		
				Financial		Physical (% of Total Project) A) Target B) Progress	Fin. Total PA (% of Projects Cost)	Physical Progress in %	
				Allocation	Expenditure				
Implementation Period	Development Partner	A) Total B) Taka C) PA D) RPA	A) Total B) Taka C) PA D) RPA E) CDVAT	A) Total B) Taka C) PA D) RPA E) CDVAT	% of Allocation				
1	2	3	4	5	6	7	8	9	
1,219	5041-5192	Development of Kotalipara-Raziar Road.	8,524.00 8,524.00 0.00	815.00 815.00 0.00	793.00 793.00 0.00	97.30 % 97.30 % 0.00 %	9.35 % 9.35 % 0.00 %	5,923.00 0.00 69.49 % 0.00 %	69.49 %
1-Jun-10 to 30-Jun-16	Non-Donor Project		0.00	0.00	0.00	0.00 %			
				0.00	0.00	0.00 %	<b>Taka Release :</b> <b>% of Allocation :</b>	815.00 100.00 %	
1,220	5041-5193	Development of Nokla- Nalitabari-Sakula Land Port Road.	23,955.00 23,955.00 0.00	7,500.00 7,500.00 0.00	7,500.00 7,500.00 0.00	100.00 % 100.00 % 0.00 %	31.31 % 31.31 % 0.00 %	17,685.00 0.00 73.83 % 0.00 %	73.83 %
1-Jan-11 to 30-Jun-16	Non-Donor Project		0.00	0.00	0.00	0.00 %			
				0.00	0.00	0.00 %	<b>Taka Release :</b> <b>% of Allocation :</b>	7,500.00 100.00 %	
1,221	5041-5196	Development of Ujanpur- Bajitpur-Austogram Road (Bajitpur-Austogram).	13,422.00 13,422.00 0.00	5,920.00 5,920.00 0.00	5,920.00 5,920.00 0.00	100.00 % 100.00 % 0.00 %	35.18 % 35.18 % 0.00 %	14,620.00 0.00 108.93 % 0.00 %	100.00 %
1-Jan-11 to 30-Jun-16	Non-Donor Project		0.00	0.00	0.00	0.00 %			
				0.00	0.00	0.00 %	<b>Taka Release :</b> <b>% of Allocation :</b>	5,920.00 100.00 %	

## Project-wise Implementation Status of the project under Road Transport and Highways Division

Reporting Period: July 2015 To June 2016

RADP:2015-16

(Taka in Lakh)

SI No.	Ministry/Division Name Agency Name Project Code and Name		Project Cost	Target and Progress			Cumulative Progress upto Reporting Period		
				Financial		Physical (% of Total Project) A) Target B) Progress	Fin. Total PA (% of Projects Cost)	Physical Progress in %	
				Allocation	Expenditure				
Implementation Period	Development Partner	A) Total B) Taka C) PA D) RPA	A) Total B) Taka C) PA D) RPA E) CDVAT	A) Total B) Taka C) PA D) RPA E) CDVAT	% of Allocation	A) Target B) Progress	Fin. Total PA (% of Projects Cost)	Physical Progress in %	
1	2	3	4	5	6	7	8	9	
1,222	5041-5197	Development of Kishorgonj -Karimgonj-Mithamain Road (Chamraghat-Mithamain Part)	8,920.00 8,920.00 0.00	850.00 850.00 0.00	850.00 850.00 0.00	100.00 % 100.00 % 0.00 %	9.67 % 9.67 % 0.00 %	6,900.00 0.00 77.35 % 0.00 %	77.50 %
1-Jan-11 to 30-Jun-16	Non-Donor Project		0.00	0.00	0.00	0.00 %			
				0.00	0.00	0.00 %	<b>Taka Release :</b>	850.00	
						0.00 %	<b>% of Allocation :</b>	100.00 %	
1,223	5041-5198	Construction of 3 bridges (Shaluavita, Paikortoli and Ghorachora) and Superstructure of Existing 3 Baily Bridges (Nailsapara, Fakirtola and Sonamukhi of Sirajgonj-Kazirpur-Dhunat Road.	4,947.00 4,947.00 0.00	1,618.00 1,618.00 0.00	1,618.00 1,618.00 0.00	100.00 % 100.00 % 0.00 %	14.75 % 14.75 % 0.00 %	4,898.00 0.00 99.01 % 0.00 %	99.01 %
31-Dec-10 to 30-Jun-15	Non-Donor Project		0.00	0.00	0.00	0.00 %			
				0.00	0.00	0.00 %	<b>Taka Release :</b>	1,618.00	
						0.00 %	<b>% of Allocation :</b>	100.00 %	
1,224	5041-5061	Development of South Dasa Road including Ramasil Bajar Link (Radhaganj).	8,817.00 8,817.00 0.00	440.00 440.00 0.00	440.00 440.00 0.00	100.00 % 100.00 % 0.00 %	4.99 % 4.99 % 0.00 %	3,690.00 0.00 41.85 % 0.00 %	41.85 %
1-Dec-10 to 30-Jun-16	Non-Donor Project		0.00	0.00	0.00	0.00 %			
				0.00	0.00	0.00 %	<b>Taka Release :</b>	440.00	
						0.00 %	<b>% of Allocation :</b>	100.00 %	

## Project-wise Implementation Status of the project under Road Transport and Highways Division

Reporting Period: July 2015 To June 2016

RADP:2015-16

(Taka in Lakh)

SI No.	Ministry/Division Name Agency Name Project Code and Name		Project Cost	Target and Progress			Cumulative Progress upto Reporting Period		
				Financial		Physical (% of Total Project) A) Target B) Progress	Fin. Total PA (% of Projects Cost)	Physical Progress in %	
				Allocation	Expenditure				
Implementation Period	Development Partner	A) Total B) Taka C) PA D) RPA	A) Total B) Taka C) PA D) RPA E) CDVAT	A) Total B) Taka C) PA D) RPA E) CDVAT	% of Allocation				
1	2	3	4	5	6	7	8	9	
1,225	5041-5071	Development of Jhenaidah - Chuyadanga - Meherpur - Mujibanagara Road.	18,094.00 18,094.00 0.00	2,110.00 2,110.00 0.00	2,110.00 2,110.00 0.00	100.00 % 100.00 % 0.00 %	2.38 % 2.38 % 0.00 %	8,474.00 0.00 46.83 % 0.00 %	46.83 %
1-Jan-11 to 30-Jun-17	Non-Donor Project		0.00	0.00	0.00	0.00 %			
				0.00	0.00	0.00 %	<b>Taka Release :</b>	2,110.00	
						0.00 %	<b>% of Allocation :</b>	100.00 %	
1,226	5041-5081	Up gradation of Jatrabari-Katchpur into 8 Lane (Polder Road)	13,200.00 13,200.00 0.00	3,068.00 3,068.00 0.00	3,068.00 3,068.00 0.00	100.00 % 100.00 % 0.00 %	23.25 % 23.25 % 0.00 %	12,768.00 0.00 96.73 % 0.00 %	96.73 %
1-Jan-11 to 30-Jun-16	Non-Donor Project		0.00	0.00	0.00	0.00 %			
				0.00	0.00	0.00 %	<b>Taka Release :</b>	3,068.00	
						0.00 %	<b>% of Allocation :</b>	100.00 %	
1,227	5041-5101	Construction of Mirzapur - Warsi - Balia Road.	11,167.00 11,167.00 0.00	2,200.00 2,200.00 0.00	2,200.00 2,200.00 0.00	100.00 % 100.00 % 0.00 %	6.72 % 6.72 % 0.00 %	8,725.00 0.00 78.13 % 0.00 %	78.13 %
1-Jan-11 to 30-Jun-16	Non-Donor Project		0.00	0.00	0.00	0.00 %			
				0.00	0.00	0.00 %	<b>Taka Release :</b>	2,200.00	
						0.00 %	<b>% of Allocation :</b>	100.00 %	



## Project-wise Implementation Status of the project under Road Transport and Highways Division

Reporting Period: July 2015 To June 2016

RADP:2015-16

(Taka in Lakh)

SI No.	Ministry/Division Name Agency Name Project Code and Name		Project Cost	Target and Progress			Cumulative Progress upto Reporting Period		
				Financial		Physical (% of Total Project) A) Target B) Progress	Fin. Total PA (% of Projects Cost)	Physical Progress in %	
				Allocation	Expenditure				
Implementation Period	Development Partner	A) Total B) Taka C) PA D) RPA	A) Total B) Taka C) PA D) RPA E) CDVAT	A) Total B) Taka C) PA D) RPA E) CDVAT	% of Allocation				
1	2	3	4	5	6	7	8	9	
1,228	5041-5151	Development of Madaripur (Mostaphapur) - from kajiratek Bridge to Shariatpur Road into 4 Lane.	17,473.00 17,473.00 0.00	2,500.00 2,500.00 0.00	2,500.00 2,500.00 0.00	100.00 % 100.00 % 0.00 %	14.30 % 14.30 % 0.00 %	5,250.00 0.00 30.05 % 0.00 %	30.04 %
1-Feb-11 to 30-Jun-17	Non-Donor Project		0.00	0.00	0.00	0.00 %			
				10.00	0.00	0.00 %	<b>Taka Release :</b> <b>% of Allocation :</b>	2,500.00 100.00 %	
1,229	5041-5171	Construction of Kushtia Town Bypass Road.	7,830.00 7,830.00 0.00	2,000.00 2,000.00 0.00	2,000.00 2,000.00 0.00	100.00 % 100.00 % 0.00 %	24.62 % 24.62 % 0.00 %	2,131.00 0.00 27.22 % 0.00 %	27.21 %
1-Jan-11 to 30-Jun-17	Non-Donor Project		0.00	0.00	0.00	0.00 %			
				0.00	0.00	0.00 %	<b>Taka Release :</b> <b>% of Allocation :</b>	2,000.00 100.00 %	
1,230	5041-5204	Development of Gopalganj (Barasi) Barani - Singipara (Tungipara) Road.	4,122.00 4,122.00 0.00	1.00 1.00 0.00	0.00 0.00 0.00	0.00 % 0.00 % 0.00 %	0.02 % 0.00 % 0.00 %	2,500.00 0.00 60.65 % 0.00 %	60.65 %
1-Mar-11 to 30-Jun-16	Non-Donor Project		0.00	0.00	0.00	0.00 %			
				0.00	0.00	0.00 %	<b>Taka Release :</b> <b>% of Allocation :</b>	0.00 0.00 %	

## Project-wise Implementation Status of the project under Road Transport and Highways Division

Reporting Period: July 2015 To June 2016

RADP:2015-16

(Taka in Lakh)

SI No.	Ministry/Division Name Agency Name Project Code and Name		Project Cost	Target and Progress			Cumulative Progress upto Reporting Period		
				Financial		Physical (% of Total Project) A) Target B) Progress	Fin. Total PA (% of Projects Cost)	Physical Progress in %	
				Allocation	Expenditure				
Implementation Period	Development Partner	A) Total B) Taka C) PA D) RPA	A) Total B) Taka C) PA D) RPA E) CDVAT	A) Total B) Taka C) PA D) RPA E) CDVAT	% of Allocation				
1	2	3	4	5	6	7	8	9	
1,231	5041-5219	Development of Itna- Baraibari -Chamraghat Road (Z-3623).	10,867.00 10,867.00 0.00	1,370.00 1,370.00 0.00	1,370.00 1,370.00 0.00	100.00 % 100.00 % 0.00 %	12.61 % 12.61 % 0.00 %	7,670.00 0.00 70.58 % 0.00 %	70.58 %
1-Jul-11	to 30-Jun-16	Non-Donor Project	0.00	0.00	0.00	0.00 %			
				0.00	0.00	0.00 %	<b>Taka Release :</b>	1,370.00	
						0.00 %	<b>% of Allocation :</b>	100.00 %	
1,232	5041-5222	Strengthening & Widening of 1st, 2nd, 3rd, 4th,5th & 6th km. of Teknaf-Shahparirdwip Road 9Z-1099) under Cox's Bazar Road Division.	2,011.00 2,011.00 0.00	1.00 1.00 0.00	0.00 0.00 0.00	0.00 % 0.00 % 0.00 %	0.00 % 0.00 % 0.00 %	0.00 0.00 0.00 % 0.00 %	0.00 %
1-Jul-11	to 30-Jun-17	Non-Donor Project	0.00	0.00	0.00	0.00 %			
				0.00	0.00	0.00 %	<b>Taka Release :</b>	0.00	
						0.00 %	<b>% of Allocation :</b>	0.00 %	
1,233	5041-5223	Development of Jamalgonj-Sunamgonj Road.	5,366.00 5,366.00 0.00	1,141.00 1,141.00 0.00	1,141.00 1,141.00 0.00	100.00 % 100.00 % 0.00 %	12.63 % 12.63 % 0.00 %	5,191.00 0.00 96.74 % 0.00 %	96.73 %
1-Mar-11	to 30-Jun-16	Non-Donor Project	0.00	0.00	0.00	0.00 %			
				0.00	0.00	0.00 %	<b>Taka Release :</b>	1,141.00	
						0.00 %	<b>% of Allocation :</b>	100.00 %	

## Project-wise Implementation Status of the project under Road Transport and Highways Division

Reporting Period: July 2015 To June 2016

RADP:2015-16

(Taka in Lakh)

SI No.	Ministry/Division Name Agency Name Project Code and Name		Project Cost	Target and Progress			Cumulative Progress upto Reporting Period		
				Financial		Physical (% of Total Project) A) Target B) Progress	Fin. Total PA (% of Projects Cost)	Physical Progress in %	
				Allocation	Expenditure				
Implementation Period	Development Partner	A) Total B) Taka C) PA D) RPA	A) Total B) Taka C) PA D) RPA E) CDVAT	A) Total B) Taka C) PA D) RPA E) CDVAT	% of Allocation				
1	2	3	4	5	6	7	8	9	
1,234	5041-5228	Construction of Birishiri-Bijoypur Landport Road (with Madupara Connection).	8,061.00 8,061.00 0.00	3,000.00 3,000.00 0.00	3,000.00 3,000.00 0.00	100.00 % 100.00 % 0.00 %	26.82 % 26.82 % 0.00 %	5,200.00 0.00 64.51 % 0.00 %	64.50 %
1-Jan-12 to 30-Jun-16	Non-Donor Project		0.00	0.00	0.00	0.00 %			
				0.00	0.00	0.00 %	<b>Taka Release :</b> <b>% of Allocation :</b>	3,000.00 100.00 %	
1,235	5041-5229	Construction of Border Road (Hatipagar-Sandhyakura-Dhanua-Kamalpur).	10,753.00 10,753.00 0.00	5,500.00 5,500.00 0.00	5,500.00 5,500.00 0.00	100.00 % 100.00 % 0.00 %	50.80 % 50.80 % 0.00 %	6,000.00 0.00 55.80 % 0.00 %	55.80 %
1-Jan-12 to 30-Jun-16	Non-Donor Project		0.00	0.00	0.00	0.00 %			
				0.00	0.00	0.00 %	<b>Taka Release :</b> <b>% of Allocation :</b>	5,500.00 100.00 %	
1,236	5041-5221	Technical Assistance for Sub-regional Project Preparatory Facility.	8,928.00 2,291.00 6,637.00 1,949.00	2.00 1.00 1.00 0.00	0.00 0.00 0.00 0.00	0.00 % 0.00 % 0.00 % 0.00 %	0.00 % 0.00 % 96.68 % 99.98 %	8,632.00 6,636.00 96.68 % 99.98 %	0.00 %
1-Jul-10 to 30-Jun-15	ADB			0.00	0.00	0.00 %			
				0.00	0.00	0.00 %	<b>Taka Release :</b> <b>% of Allocation :</b>	0.00 0.00 %	

## Project-wise Implementation Status of the project under Road Transport and Highways Division

Reporting Period: July 2015 To June 2016

RADP:2015-16

(Taka in Lakh)

SI No.	Ministry/Division Name Agency Name Project Code and Name		Project Cost	Target and Progress			Cumulative Progress upto Reporting Period		
				Financial		Physical (% of Total Project) A) Target B) Progress	Fin. Total PA (% of Projects Cost)	Physical Progress in %	
				Allocation	Expenditure				
Implementation Period	Development Partner	A) Total B) Taka C) PA D) RPA	A) Total B) Taka C) PA D) RPA E) CDVAT	A) Total B) Taka C) PA D) RPA E) CDVAT	% of Allocation	A) Target B) Progress	8	9	
1	2	3	4	5	6	7	8	9	
1,237	5041-5233	Construction of Additional 3 Bridges with 7th Bangladesh-China Friendship (Kazirtek bridge) Bridge on the Arial Khan River of Madaripur (Mostafapur) -Shariatpur -Chandpur Road.	29,430.00	1,891.00	1,889.00	99.89 %	6.29 %	26,411.00	89.74 %
			9,412.00	63.00	61.00	96.83 %	6.29 %	19,565.00	
			20,018.00	1,828.00	1,828.00	100.00 %		89.74 %	
1-May-12 to 30-Jun-16	China		0.00	0.00	0.00	0.00 %			
				150.00	0.00	0.00 %			
							<b>Taka Release :</b>	61.38	
							<b>% of Allocation :</b>	97.43 %	
1,238	5041-5231	Construction of Paira Bridge (Lebokhali Bridge) over the Paira River on the Barisal-Patuakhali Highway.	41,857.00	10,163.00	10,152.00	99.89 %	24.21 %	11,396.00	27.22 %
			8,231.00	2,742.00	2,739.00	99.89 %	24.21 %	7,789.00	
			33,626.00	7,421.00	7,413.00	99.89 %		27.23 %	
1-Apr-12 to 31-Dec-16	KDF		14,949.00	3,382.00	3,380.00	99.94 %		23.16 %	
				0.00	0.00	0.00 %			
							<b>Taka Release :</b>	2,739.00	
							<b>% of Allocation :</b>	99.89 %	
1,239	5041-5235	Construction/Rehabilitation of Ferries and Pontoons	12,900.00	567.00	565.00	99.65 %	4.39 %	11,294.00	87.54 %
			12,900.00	567.00	565.00	99.65 %	4.37 %	0.00	
			0.00	0.00	0.00	0.00 %		87.55 %	
1-Jul-12 to 30-Jun-16	Non-Donor Project		0.00	0.00	0.00	0.00 %		0.00 %	
				0.00	0.00	0.00 %			
							<b>Taka Release :</b>	567.00	
							<b>% of Allocation :</b>	100.00 %	

## Project-wise Implementation Status of the project under Road Transport and Highways Division

Reporting Period: July 2015 To June 2016

RADP:2015-16

(Taka in Lakh)

SI No.	Ministry/Division Name Agency Name Project Code and Name		Project Cost	Target and Progress			Cumulative Progress upto Reporting Period		
				Financial		Physical (% of Total Project) A) Target B) Progress	Fin. Total PA (% of Projects Cost)	Physical Progress in %	
				Allocation	Expenditure				
Implementation Period	Development Partner	A) Total B) Taka C) PA D) RPA	A) Total B) Taka C) PA D) RPA E) CDVAT	A) Total B) Taka C) PA D) RPA E) CDVAT	% of Allocation				
1	2	3	4	5	6	7	8	9	
1,240	5041-5238	Construction of Khulna (Gallamari)-Batiaghata-Dacope-Nalian Forest Road.	7,904.00 7,904.00 0.00	1,125.00 1,125.00 0.00	1,125.00 1,125.00 0.00	100.00 % 100.00 % 0.00 %	15.04 % 15.04 % 0.00 %	3,638.00 0.00 46.03 % 0.00 %	46.03 %
1-Jul-12 to 31-Dec-16	Non-Donor Project		0.00	0.00	0.00	0.00 %			
				0.00	0.00	0.00 %	<b>Taka Release :</b> <b>% of Allocation :</b>	1,125.00 100.00 %	
1,241	5041-5234	Greater Dhaka Sustainable Urban Transport Project (BRT Gazipur-Airport).	203,985.00 38,915.00 165,070.00	2,823.00 875.00 1,948.00	2,745.00 866.00 1,879.00	97.24 % 98.97 % 96.46 %	1.36 % 1.36 % 4.12 % 3.26 %	8,395.00 5,381.00 4.12 % 3.26 %	4.12 %
1-Dec-12 to 31-Dec-16	ADB, GEF		117,428.00	575.00	143.00	24.87 %			
				0.00	0.00	0.00 %	<b>Taka Release :</b> <b>% of Allocation :</b>	867.11 99.10 %	
1,242	5041-5239	Construction of the Super Structures of the 2 PC Girder Bridges and 4 Baily Bridges on the Ullapara-Purnimagati-Tarash and Porabari-Kamaghanda-Nalka Roads.	4,493.00 4,493.00 0.00	1,555.00 1,555.00 0.00	1,555.00 1,555.00 0.00	100.00 % 100.00 % 0.00 %	34.56 % 34.56 % 0.00 %	4,402.00 0.00 97.97 % 0.00 %	97.97 %
1-Jan-13 to 30-Jun-16	Non-Donor Project		0.00	0.00	0.00	0.00 %			
				0.00	0.00	0.00 %	<b>Taka Release :</b> <b>% of Allocation :</b>	1,555.00 100.00 %	

## Project-wise Implementation Status of the project under Road Transport and Highways Division

Reporting Period: July 2015 To June 2016

RADP:2015-16

(Taka in Lakh)

SI No.	Ministry/Division Name Agency Name Project Code and Name		Project Cost	Target and Progress			Cumulative Progress upto Reporting Period		
				Financial		Physical (% of Total Project) A) Target B) Progress	Fin. Total PA (% of Projects Cost)	Physical Progress in %	
				Allocation	Expenditure				
Implementation Period	Development Partner	A) Total B) Taka C) PA D) RPA	A) Total B) Taka C) PA D) RPA E) CDVAT	A) Total B) Taka C) PA D) RPA E) CDVAT	% of Allocation				
1	2	3	4	5	6	7	8	9	
1,243	5041-5241	SASEC Road Connectivity : Improvement of Joydebpur-Chandra-Elenga Road to 4-Lane Highway.	336,475.00 152,107.00 184,368.00	59,000.00 32,000.00 27,000.00	59,000.00 32,000.00 27,000.00	100.00 % 100.00 % 100.00 %	16.11 % 16.11 % 27.50 % 16.00 %	92,524.00 29,503.00 27.50 % 16.00 %	27.50 %
1-Apr-13 to 31-Dec-18	ADB, OPEC, AFD		0.00	0.00 0.00	0.00 0.00	0.00 % 0.00 %	Taka Release : 32,000.00 % of Allocation : 100.00 %		
1,244	5041-5242	Rehabilitation of Existing Bridges and Construction of 2nd Kachpur, Meghna Bridge.	848,694.00 205,765.00 642,929.00	77,757.00 21,607.00 56,150.00	77,757.00 21,607.00 56,150.00	100.00 % 100.00 % 100.00 %	9.16 % 9.16 % 10.31 % 9.84 %	87,487.00 63,250.00 10.31 % 9.84 %	10.31 %
1-Apr-13 to 31-Oct-21	JICA		0.00	0.00 15,000.00	0.00 0.00	0.00 % 0.00 %	Taka Release : 21,607.00 % of Allocation : 100.00 %		
1,245	5041-5244	Technical Assistance for Detailed Study & Design of Dhaka-Chittagong Express Way on PPP Basis	9,788.00 2,520.00 7,268.00	2,465.00 565.00 1,900.00	2,460.00 560.00 1,900.00	99.80 % 99.12 % 100.00 %	0.00 % 0.00 % 51.80 %	5,248.00 3,765.00 51.80 %	28.76 %
1-Mar-13 to 31-Aug-16	ADB		0.00	0.00 0.00	0.00 0.00	0.00 % 0.00 %	Taka Release : 559.96 % of Allocation : 99.11 %		

## Project-wise Implementation Status of the project under Road Transport and Highways Division

Reporting Period: July 2015 To June 2016

RADP:2015-16

(Taka in Lakh)

SI No.	Ministry/Division Name Agency Name Project Code and Name		Project Cost	Target and Progress			Cumulative Progress upto Reporting Period		
				Financial		Physical (% of Total Project) A) Target B) Progress	Fin. Total PA (% of Projects Cost)	Physical Progress in %	
				Allocation	Expenditure				
Implementation Period	Development Partner	A) Total B) Taka C) PA D) RPA	A) Total B) Taka C) PA D) RPA E) CDVAT	A) Total B) Taka C) PA D) RPA E) CDVAT	% of Allocation				
1	2	3	4	5	6	7	8	9	
1,246	5041-5249	Construction of Railway Overpass at Shasangacha of Comilla City.	5,174.00 5,174.00 0.00	3,000.00 3,000.00 0.00	3,000.00 3,000.00 0.00	100.00 % 100.00 % 0.00 %	57.82 % 57.82 % 0.00 %	3,300.00 0.00 63.78 % 0.00 %	63.78 %
1-Jul-13	to 30-Jun-16	Non-Donor Project	0.00	0.00	0.00	0.00 %			
				0.00	0.00	0.00 %	<b>Taka Release :</b>	3,000.00	
							<b>% of Allocation :</b>	100.00 %	
1,247	5041-5251	Construction of Railway Overpass over the Maurail Railcrossing of Brahmanbaria City.	7,955.00 7,955.00 0.00	1,700.00 1,700.00 0.00	1,700.00 1,700.00 0.00	100.00 % 100.00 % 0.00 %	13.54 % 13.54 % 0.00 %	3,750.00 0.00 47.14 % 0.00 %	41.14 %
1-Jul-13	to 30-Jun-16	Non-Donor Project	0.00	0.00	0.00	0.00 %			
				0.00	0.00	0.00 %	<b>Taka Release :</b>	1,700.00	
							<b>% of Allocation :</b>	100.00 %	
1,248	5041-5261	Construction of 217.68 Meter Long PC Girder Bridge at 32th Km. of Rajapur -Kanthalia -Amua -Bamna -Pathatghata Road over Amua-Bishkhali River.	4,557.00 4,557.00 0.00	900.00 900.00 0.00	900.00 900.00 0.00	100.00 % 100.00 % 0.00 %	19.39 % 19.39 % 0.00 %	2,500.00 0.00 54.86 % 0.00 %	54.86 %
1-Jun-13	to 31-May-16	Non-Donor Project	0.00	0.00	0.00	0.00 %			
				0.00	0.00	0.00 %	<b>Taka Release :</b>	900.00	
							<b>% of Allocation :</b>	100.00 %	

## Project-wise Implementation Status of the project under Road Transport and Highways Division

Reporting Period: July 2015 To June 2016

RADP:2015-16

(Taka in Lakh)

SI No.	Ministry/Division Name Agency Name Project Code and Name		Project Cost	Target and Progress			Cumulative Progress upto Reporting Period		
				Financial		Physical (% of Total Project) A) Target B) Progress	Fin. Total PA (% of Projects Cost)	Physical Progress in %	
				Allocation	Expenditure				
Implementation Period	Development Partner	A) Total B) Taka C) PA D) RPA	A) Total B) Taka C) PA D) RPA E) CDVAT	A) Total B) Taka C) PA D) RPA E) CDVAT	% of Allocation				
1	2	3	4	5	6	7	8	9	
1,249	5041-5262	Improvement of 2 (two) Nos. Road of Greater Mymensingh District (Sherpur-Sribordi-Bakshigonj Road).	9,506.00 9,506.00 0.00 0.00	4,800.00 4,800.00 0.00 0.00	4,800.00 4,800.00 0.00 0.00	100.00 % 100.00 % 0.00 % 0.00 %	72.65 % 72.65 % 0.00 % 0.00 %	7,400.00 0.00 77.85 % 0.00 %	100.00 %
1-Jul-13	to 30-Jun-16	Non-Donor Project	0.00	0.00	0.00	0.00 %			
				0.00	0.00	0.00 %	Taka Release : % of Allocation :	4,800.00 100.00 %	
1,250	5041-5263	Construction of 4 (four) Bridge (3 PC Girder Bridge & 01 RCC Bridge) at Bakshigonj-Balugoan-Dewangonj Road.	5,289.00 5,289.00 0.00 0.00	2,336.00 2,336.00 0.00 0.00	2,336.00 2,336.00 0.00 0.00	100.00 % 100.00 % 0.00 % 0.00 %	43.28 % 43.28 % 0.00 % 0.00 %	3,736.00 0.00 70.64 % 0.00 %	70.63 %
1-Jul-13	to 30-Jun-16	Non-Donor Project	0.00	0.00	0.00	0.00 %			
				0.00	0.00	0.00 %	Taka Release : % of Allocation :	2,336.00 100.00 %	
1,251	5041-5266	Construction of 4-Lane Flyover at Bhulta, Narayangonj on Dhaka-Sylhet National Highway.	23,978.00 23,978.00 0.00 0.00	4,471.00 4,471.00 0.00 0.00	4,471.00 4,471.00 0.00 0.00	100.00 % 100.00 % 0.00 % 0.00 %	18.00 % 18.00 % 0.00 % 0.00 %	5,036.00 0.00 21.00 % 0.00 %	21.00 %
1-Jul-13	to 30-Jun-17	Non-Donor Project	0.00	0.00	0.00	0.00 %			
				0.00	0.00	0.00 %	Taka Release : % of Allocation :	4,471.00 100.00 %	



## Project-wise Implementation Status of the project under Road Transport and Highways Division

Reporting Period: July 2015 To June 2016

RADP:2015-16

(Taka in Lakh)

SI No.	Ministry/Division Name Agency Name Project Code and Name		Project Cost	Target and Progress			Cumulative Progress upto Reporting Period		
				Financial		Physical (% of Total Project) A) Target B) Progress	Fin. Total PA (% of Projects Cost)	Physical Progress in %	
				Allocation	Expenditure				
Implementation Period	Development Partner	A) Total B) Taka C) PA D) RPA	A) Total B) Taka C) PA D) RPA E) CDVAT	A) Total B) Taka C) PA D) RPA E) CDVAT	% of Allocation				
1	2	3	4	5	6	7	8	9	
1,252	5041-5265 Naogaon-Badalgachi-Patnitala Road Development and Construction of Mohadebpur & Badalgachi Bridge.		6,829.00 6,829.00 0.00	3,000.00 3,000.00 0.00	3,000.00 3,000.00 0.00	100.00 % 100.00 % 0.00 %	43.41 % 43.41 % 0.00 %	4,300.00 0.00 62.97 % 0.00 %	62.97 %
1-Jan-14 to 30-Jun-16	Non-Donor Project		0.00	0.00	0.00	0.00 %			
				0.00	0.00	0.00 %		Taka Release : 3,000.00 % of Allocation : 100.00 %	
1,253	5041-5273 Construction of Kalna Bridge over Madhumoti River.		24,478.00 24,478.00 0.00	1.00 1.00 0.00	0.00 0.00 0.00	0.00 % 0.00 % 0.00 %	0.01 % 0.00 % 0.00 %	550.00 0.00 2.25 % 0.00 %	2.25 %
1-Jan-14 to 30-Jun-17	Non-Donor Project		0.00	0.00	0.00	0.00 %			
				0.00	0.00	0.00 %		Taka Release : 0.00 % of Allocation : 0.00 %	
1,254	5041-5269 Improvement of Kanshat-Rohanpur-Bholahat Road.		3,322.00 3,322.00 0.00	1,800.00 1,800.00 0.00	1,800.00 1,800.00 0.00	100.00 % 100.00 % 0.00 %	54.18 % 54.18 % 0.00 %	3,150.00 0.00 94.82 % 0.00 %	94.87 %
1-Jan-14 to 30-Jun-16	Non-Donor Project		0.00	0.00	0.00	0.00 %			
				0.00	0.00	0.00 %		Taka Release : 1,800.00 % of Allocation : 100.00 %	

## Project-wise Implementation Status of the project under Road Transport and Highways Division

Reporting Period: July 2015 To June 2016

RADP:2015-16

(Taka in Lakh)

SI No.	Ministry/Division Name Agency Name Project Code and Name		Project Cost	Target and Progress			Cumulative Progress upto Reporting Period		
				Financial		Physical (% of Total Project) A) Target B) Progress	Fin. Total PA (% of Projects Cost)	Physical Progress in %	
				Allocation	Expenditure				
Implementation Period	Development Partner	A) Total B) Taka C) PA D) RPA	A) Total B) Taka C) PA D) RPA E) CDVAT	A) Total B) Taka C) PA D) RPA E) CDVAT	% of Allocation				
1	2	3	4	5	6	7	8	9	
1,255	5041-5271	Improvement of Patnitala-Shapahar-Rohanpur Road.	12,786.00 12,786.00 0.00	4,248.00 4,248.00 0.00	4,248.00 4,248.00 0.00	100.00 % 100.00 % 0.00 %	33.22 % 33.22 % 0.00 %	6,557.00 0.00 51.28 % 0.00 %	51.28 %
1-Jan-14 to 30-Jun-16	Non-Donor Project		0.00	0.00	0.00	0.00 %			
				0.00	0.00	0.00 %		Taka Release : 4,248.00 % of Allocation : 100.00 %	
1,256	5041-5268	Construction of Shaheed Mansoor Ali (Pepulbaria-Sonamokhi-Dhoonat).	6,794.00 6,794.00 0.00	3,700.00 3,700.00 0.00	3,700.00 3,700.00 0.00	100.00 % 100.00 % 0.00 %	59.25 % 59.25 % 0.00 %	4,950.00 0.00 72.86 % 0.00 %	82.86 %
1-Jan-14 to 30-Jun-16	Non-Donor Project		0.00	0.00	0.00	0.00 %			
				0.00	0.00	0.00 %		Taka Release : 3,700.00 % of Allocation : 100.00 %	
1,257	5041-5272	Improvement of Dohar-Katakhali-Nikra-Glimpur-Tikarpur Road.	4,648.00 4,648.00 0.00	1,400.00 1,400.00 0.00	1,400.00 1,400.00 0.00	100.00 % 100.00 % 0.00 %	30.12 % 30.12 % 0.00 %	2,150.00 0.00 46.26 % 0.00 %	46.26 %
1-Jan-14 to 31-Dec-16	Non-Donor Project		0.00	0.00	0.00	0.00 %			
				0.00	0.00	0.00 %		Taka Release : 1,400.00 % of Allocation : 100.00 %	

## Project-wise Implementation Status of the project under Road Transport and Highways Division

Reporting Period: July 2015 To June 2016

RADP:2015-16

(Taka in Lakh)

SI No.	Ministry/Division Name Agency Name Project Code and Name		Project Cost	Target and Progress			Cumulative Progress upto Reporting Period		
				Financial		Physical (% of Total Project) A) Target B) Progress	Fin. Total PA (% of Projects Cost)	Physical Progress in %	
				Allocation	Expenditure				
Implementation Period	Development Partner	A) Total B) Taka C) PA D) RPA	A) Total B) Taka C) PA D) RPA E) CDVAT	A) Total B) Taka C) PA D) RPA E) CDVAT	% of Allocation				
1	2	3	4	5	6	7	8	9	
1,258	5041-5246	Institutional Strengthening of the Roads and Highways Department (TPP).	1,182.00 12.00 1,170.00	528.00 0.00 528.00	528.00 0.00 528.00	100.00 % 0.00 % 100.00 %	45.00 % 45.00 % 89.68 % 90.00 %	1,060.00 1,053.00	90.00 %
1-Nov-13 to 30-Jun-16	ADB		0.00	0.00	0.00	0.00 %			
							<b>Taka Release :</b>	0.00	
							<b>% of Allocation :</b>	0.00 %	
1,259	5041-5276	Joyal Abedin Bhuyan Road Improvement Project (Laksam- Doulatgonj- Langalkat- Kodaia -Dalua -Chiora Bazar Road).	4,969.00 4,969.00 0.00	2,885.00 2,885.00 0.00	2,885.00 2,885.00 0.00	100.00 % 100.00 % 0.00 %	58.06 % 58.06 % 0.00 %	3,885.00 0.00 78.18 % 0.00 %	78.18 %
1-Jan-14 to 31-Dec-16	Non-Donor Project		0.00	0.00	0.00	0.00 %			
							<b>Taka Release :</b>	2,885.00	
							<b>% of Allocation :</b>	100.00 %	
1,260	5041-5282	Construction of bridge over Kushiara River at Raniganj Highways of Pagla-Jagannathpur-Keranigonj.	12,686.00 12,686.00 0.00	1.00 1.00 0.00	0.00 0.00 0.00	0.00 % 0.00 % 0.00 %	0.00 % 0.00 % 0.00 %	0.00 0.00 0.00 % 0.00 %	0.00 %
1-Jul-14 to 30-Jun-18	Non-Donor Project		0.00	0.00	0.00	0.00 %			
							<b>Taka Release :</b>	0.00	
							<b>% of Allocation :</b>	0.00 %	

## Project-wise Implementation Status of the project under Road Transport and Highways Division

Reporting Period: July 2015 To June 2016

RADP:2015-16

(Taka in Lakh)

SI No.	Ministry/Division Name Agency Name Project Code and Name		Project Cost	Target and Progress			Cumulative Progress upto Reporting Period		
				Financial		Physical (% of Total Project) A) Target B) Progress	Fin. Total PA (% of Projects Cost)	Physical Progress in %	
				Allocation	Expenditure				
Implementation Period	Development Partner	A) Total B) Taka C) PA D) RPA	A) Total B) Taka C) PA D) RPA E) CDVAT	A) Total B) Taka C) PA D) RPA E) CDVAT	% of Allocation				
1	2	3	4	5	6	7	8	9	
1,261	5041-5277	Improvement of Tiprabazar-BRAD Road through Comilla Cantonment.	2,414.00 2,414.00 0.00	1,849.00 1,849.00 0.00	1,849.00 1,849.00 0.00	100.00 % 100.00 % 0.00 %	76.86 % 76.86 % 0.00 %	2,349.00 0.00 97.31 % 0.00 %	97.31 %
1-Jul-14	to 30-Jun-16	Non-Donor Project	0.00	0.00	0.00	0.00 %			
				0.00	0.00	0.00 %	<b>Taka Release :</b> <b>% of Allocation :</b>	1,849.00 100.00 %	
1,262	5041-5283	Construction of Matlab Bridge over Matlab River.	8,461.00 8,461.00 0.00	3,000.00 3,000.00 0.00	3,000.00 3,000.00 0.00	100.00 % 100.00 % 0.00 %	35.46 % 35.46 % 0.00 %	5,500.00 0.00 65.00 % 0.00 %	65.01 %
1-Jul-14	to 30-Jun-17	Non-Donor Project	0.00	0.00	0.00	0.00 %			
				0.00	0.00	0.00 %	<b>Taka Release :</b> <b>% of Allocation :</b>	3,000.00 100.00 %	
1,263	5041-5284	Improvement of Road Safety at Black spots on National Highways.	16,500.00 16,500.00 0.00	5,253.00 5,253.00 0.00	5,253.00 5,253.00 0.00	100.00 % 100.00 % 0.00 %	31.84 % 31.84 % 0.00 %	6,253.00 0.00 37.90 % 0.00 %	37.90 %
1-Jul-14	to 31-Dec-16	Non-Donor Project	0.00	0.00	0.00	0.00 %			
				0.00	0.00	0.00 %	<b>Taka Release :</b> <b>% of Allocation :</b>	5,253.00 100.00 %	

## Project-wise Implementation Status of the project under Road Transport and Highways Division

Reporting Period: July 2015 To June 2016

RADP:2015-16

(Taka in Lakh)

SI No.	Ministry/Division Name Agency Name Project Code and Name		Project Cost	Target and Progress			Cumulative Progress upto Reporting Period		
				Financial		Physical (% of Total Project) A) Target B) Progress	Fin. Total PA (% of Projects Cost)	Physical Progress in %	
				Allocation	Expenditure				
Implementation Period	Development Partner	A) Total B) Taka C) PA D) RPA	A) Total B) Taka C) PA D) RPA E) CDVAT	A) Total B) Taka C) PA D) RPA E) CDVAT	% of Allocation				
1	2	3	4	5	6	7	8	9	
1,264	5041-5285	Construction of Madan-Khaliajuri submergible road and construction of PC Girder bridge over Balai River at 37th km of Netrokona-Madan-Khaliajuri road.	10,401.00 10,401.00 0.00	2,500.00 2,500.00 0.00	2,500.00 2,500.00 0.00	100.00 % 100.00 % 0.00 %	24.04 % 24.04 % 0.00 %	2,700.00 0.00 25.96 % 0.00 %	25.96 %
1-Sep-14 to 30-Jun-17	Non-Donor Project		0.00	0.00	0.00	0.00 %			
				0.00	0.00	0.00 %	<b>Taka Release :</b>	2,500.00	
						0.00 %	<b>% of Allocation :</b>	100.00 %	
1,265	5041-5286	Widening and Improvement of Jamalpur-Madarganj road.	5,430.00 5,430.00 0.00	2,000.00 2,000.00 0.00	2,000.00 2,000.00 0.00	100.00 % 100.00 % 0.00 %	36.83 % 36.83 % 0.00 %	2,150.00 0.00 39.59 % 0.00 %	39.59 %
1-Sep-14 to 30-Jun-17	Non-Donor Project		0.00	0.00	0.00	0.00 %			
				0.00	0.00	0.00 %	<b>Taka Release :</b>	2,000.00	
						0.00 %	<b>% of Allocation :</b>	100.00 %	
1,266	5041-5287	Construction of PC Girder bridge RCC Girder bridge and RCC Box Culvert in different Roads in Khagrachari Zilla under Khagrachari Road Division.	19,028.00 19,028.00 0.00	750.00 750.00 0.00	280.00 280.00 0.00	37.33 % 37.33 % 0.00 %	1.47 % 1.47 % 0.00 %	289.00 0.00 1.52 % 0.00 %	1.52 %
1-Jan-15 to 31-Dec-17	Non-Donor Project		0.00	0.00	0.00	0.00 %			
				0.00	0.00	0.00 %	<b>Taka Release :</b>	750.00	
						0.00 %	<b>% of Allocation :</b>	100.00 %	

## Project-wise Implementation Status of the project under Road Transport and Highways Division

Reporting Period: July 2015 To June 2016

RADP:2015-16

(Taka in Lakh)

SI No.	Ministry/Division Name Agency Name Project Code and Name		Project Cost	Target and Progress			Cumulative Progress upto Reporting Period		
				Financial		Physical (% of Total Project) A) Target B) Progress	Fin. Total PA (% of Projects Cost)	Physical Progress in %	
				Allocation	Expenditure				
Implementation Period	Development Partner	A) Total B) Taka C) PA D) RPA	A) Total B) Taka C) PA D) RPA E) CDVAT	A) Total B) Taka C) PA D) RPA E) CDVAT	% of Allocation				
1	2	3	4	5	6	7	8	9	
1,267	5041-5292	Extension of Gouripur-Homna Road upto Comilla-Sylhet Highway Road.	7,772.00 7,772.00 0.00	3,000.00 3,000.00 0.00	3,000.00 3,000.00 0.00	100.00 % 100.00 % 0.00 %	38.60 % 38.60 % 0.00 %	3,000.00 0.00 38.60 % 0.00 %	38.60 %
1-Nov-14 to 30-Jun-18	Non-Donor Project		0.00	0.00	0.00	0.00 %			
				0.00	0.00	0.00 %	<b>Taka Release :</b>	3,000.00	
						0.00 %	<b>% of Allocation :</b>	100.00 %	
1,268	5041-5294	Construction of 93.02m Long Nallapara PC Girder Bridge Over Alenjani River at 12th km of Pakulla-Delduar-Elashin Road (Z-4015) and Construction of 2 No. PC Girder Bridge on Balia-Warshi-Mirzapur Road (Z5061) (Tangail Portion)	5,463.00 5,463.00 0.00	2,000.00 2,000.00 0.00	2,000.00 2,000.00 0.00	100.00 % 100.00 % 0.00 %	36.61 % 36.61 % 0.00 %	2,000.00 0.00 36.61 % 0.00 %	36.61 %
1-Oct-14 to 30-Jun-17	Non-Donor Project		0.00	0.00	0.00	0.00 %			
				0.00	0.00	0.00 %	<b>Taka Release :</b>	2,000.00	
						0.00 %	<b>% of Allocation :</b>	100.00 %	
1,269	5041-5295	Construction of Itna-Mithamain-Austagram Road Project.	43,835.00 43,835.00 0.00	6,000.00 6,000.00 0.00	6,000.00 6,000.00 0.00	100.00 % 100.00 % 0.00 %	13.69 % 13.69 % 0.00 %	6,000.00 0.00 13.69 % 0.00 %	13.69 %
1-Jan-15 to 30-Jun-18	Non-Donor Project		0.00	0.00	0.00	0.00 %			
				0.00	0.00	0.00 %	<b>Taka Release :</b>	6,000.00	
						0.00 %	<b>% of Allocation :</b>	100.00 %	

## Project-wise Implementation Status of the project under Road Transport and Highways Division

Reporting Period: July 2015 To June 2016

RADP:2015-16

(Taka in Lakh)

SI No.	Ministry/Division Name Agency Name Project Code and Name		Project Cost	Target and Progress			Cumulative Progress upto Reporting Period		
				Financial		Physical (% of Total Project) A) Target B) Progress	Fin. Total PA (% of Projects Cost)	Physical Progress in %	
				Allocation	Expenditure				
Implementation Period	Development Partner	A) Total B) Taka C) PA D) RPA	A) Total B) Taka C) PA D) RPA E) CDVAT	A) Total B) Taka C) PA D) RPA E) CDVAT	% of Allocation				
1	2	3	4	5	6	7	8	9	
1,270	5041-5288	Improvement of Mogbari-Bagmara- Vuschi-Banggodda Road.	2,042.00	1,700.00	1,700.00	100.00 %	83.25 %	1,700.00	83.25%
			2,042.00	1,700.00	1,700.00	100.00 %	83.25 %	0.00	
			0.00	0.00	0.00	0.00 %		83.25 %	
			0.00	0.00	0.00	0.00 %		0.00 %	
1-Jan-15	to 31-Dec-16	Non-Donor Project	0.00	0.00	0.00	0.00 %			
				0.00	0.00	0.00 %		<b>Taka Release :</b> 1,700.00	
								<b>% of Allocation :</b> 100.00 %	
1,271	5041-5289	Construction of Rowmari-Tura Land Port Road.	3,507.00	1,200.00	1,200.00	100.00 %	34.22 %	1,200.00	34.22%
			3,507.00	1,200.00	1,200.00	100.00 %	34.22 %	0.00	
			0.00	0.00	0.00	0.00 %		34.22 %	
			0.00	0.00	0.00	0.00 %		0.00 %	
1-Mar-15	to 30-Jun-17	Non-Donor Project	0.00	0.00	0.00	0.00 %			
				0.00	0.00	0.00 %		<b>Taka Release :</b> 1,200.00	
								<b>% of Allocation :</b> 100.00 %	
1,272	5041-5291	Improvement of Airport Bypass Intersection-Lalbagh-Salutikor-Companygonj-Bholagonj Road as National Highway.	44,154.00	4,500.00	4,500.00	100.00 %	10.19 %	4,500.00	10.19%
			44,154.00	4,500.00	4,500.00	100.00 %	10.19 %	0.00	
			0.00	0.00	0.00	0.00 %		10.19 %	
			0.00	0.00	0.00	0.00 %		0.00 %	
1-Mar-15	to 28-Feb-18	Non-Donor Project	0.00	0.00	0.00	0.00 %			
				0.00	0.00	0.00 %		<b>Taka Release :</b> 4,500.00	
								<b>% of Allocation :</b> 100.00 %	

## Project-wise Implementation Status of the project under Road Transport and Highways Division

Reporting Period: July 2015 To June 2016

RADP:2015-16

(Taka in Lakh)

SI No.	Ministry/Division Name Agency Name Project Code and Name		Project Cost	Target and Progress			Cumulative Progress upto Reporting Period		
				Financial		Physical (% of Total Project) A) Target B) Progress	Fin. Total PA (% of Projects Cost)	Physical Progress in %	
				Allocation	Expenditure				
1	Implementation Period	2	A) Total B) Taka C) PA D) RPA	A) Total B) Taka C) PA D) RPA E) CDVAT	A) Total B) Taka C) PA D) RPA E) CDVAT	% of Allocation	7	8	9
1,273	5041-5299	Construction a bridge over the river Shitalakha. at carasindure ofGazipur-ajamatapur-Itakhola road	11,997.00 11,997.00 0.00	3,487.00 3,487.00 0.00	3,487.00 3,487.00 0.00	100.00 % 100.00 % 0.00 %	0.00 % 0.00 % 0.00 %	3,487.00 0.00 29.07 % 0.00 %	0.00 %
1-Mar-15	to 30-Jun-18	Non-Donor Project	0.00	0.00	0.00	0.00 %			
				0.00	0.00	0.00 %	<b>Taka Release :</b> <b>% of Allocation :</b>	3,487.00 100.00 %	
1,274	5041-5297	Construction of Mahipala flyover.	15,800.00 15,800.00 0.00	6,000.00 6,000.00 0.00	6,000.00 6,000.00 0.00	100.00 % 100.00 % 0.00 %	37.97 % 37.97 % 0.00 %	6,000.00 0.00 37.97 % 0.00 %	37.97 %
1-Apr-15	to 30-Jun-18	Non-Donor Project	0.00	0.00	0.00	0.00 %			
				0.00	0.00	0.00 %	<b>Taka Release :</b> <b>% of Allocation :</b>	6,000.00 100.00 %	
1,275	5041-5298	Development of Dinajpur-Birol-pakura-Radhikapur (Birol Land Port) Road.	6,294.00 6,294.00 0.00	1,600.00 1,600.00 0.00	1,600.00 1,600.00 0.00	100.00 % 100.00 % 0.00 %	25.42 % 25.42 % 0.00 %	1,600.00 0.00 25.42 % 0.00 %	25.42 %
1-Mar-15	to 30-Jun-17	Non-Donor Project	0.00	0.00	0.00	0.00 %			
				0.00	0.00	0.00 %	<b>Taka Release :</b> <b>% of Allocation :</b>	1,600.00 100.00 %	



## Project-wise Implementation Status of the project under Road Transport and Highways Division

Reporting Period: July 2015 To June 2016

RADP:2015-16

(Taka in Lakh)

SI No.	Ministry/Division Name Agency Name Project Code and Name		Project Cost	Target and Progress			Cumulative Progress upto Reporting Period		
				Financial		Physical (% of Total Project) A) Target B) Progress	Fin. Total PA (% of Projects Cost)	Physical Progress in %	
				Allocation	Expenditure				
Implementation Period	Development Partner	A) Total B) Taka C) PA D) RPA	A) Total B) Taka C) PA D) RPA E) CDVAT	A) Total B) Taka C) PA D) RPA E) CDVAT	% of Allocation				
1	2	3	4	5	6	7	8	9	
1,276	5041-5296	Construction a478,171 m Long PC Girder Bridge at 6th km over Choto Feni River at Sonagazi-Olamabazar-Chardarbeshpur-Companigonj Road.	7,330.00 7,330.00 0.00	2,800.00 2,800.00 0.00	2,800.00 2,800.00 0.00	100.00 % 100.00 % 0.00 %	38.20 % 38.20 % 0.00 %	2,800.00 0.00 38.20 % 0.00 %	38.20 %
1-Apr-15	to 30-Jun-18	Non-Donor Project	0.00	0.00	0.00	0.00 %			
				0.00	0.00	0.00 %	<b>Taka Release :</b> <b>% of Allocation :</b>	2,800.00 100.00 %	
1,277	5041-5316	Development. of incomplete part of Matlab-Meghna-dhanagoda-beribamdha (1069),	2,481.00 2,481.00 0.00	700.00 700.00 0.00	700.00 700.00 0.00	100.00 % 100.00 % 0.00 %	28.22 % 28.22 % 0.00 %	700.00 0.00 28.21 % 0.00 %	28.22 %
1-Jul-15	to 30-Jun-17	Non-Donor Project	0.00	0.00	0.00	0.00 %			
				0.00	0.00	0.00 %	<b>Taka Release :</b> <b>% of Allocation :</b>	700.00 100.00 %	
1,278	5041-5317	Development. of Godagari-Amnura-Nachol-Parbotipur Road.	6,249.00 6,249.00 0.00	1,200.00 1,200.00 0.00	1,200.00 1,200.00 0.00	100.00 % 100.00 % 0.00 %	19.20 % 19.20 % 0.00 %	1,200.00 0.00 19.20 % 0.00 %	19.20 %
1-Jul-15	to 30-Jun-17	Non-Donor Project	0.00	0.00	0.00	0.00 %			
				0.00	0.00	0.00 %	<b>Taka Release :</b> <b>% of Allocation :</b>	1,200.00 100.00 %	

## Project-wise Implementation Status of the project under Road Transport and Highways Division

Reporting Period: July 2015 To June 2016

RADP:2015-16

(Taka in Lakh)

SI No.	Ministry/Division Name Agency Name Project Code and Name		Project Cost	Target and Progress			Cumulative Progress upto Reporting Period		
				Financial		Physical (% of Total Project) A) Target B) Progress	Fin. Total PA (% of Projects Cost)	Physical Progress in %	
				Allocation	Expenditure				
Implementation Period	Development Partner	A) Total B) Taka C) PA D) RPA	A) Total B) Taka C) PA D) RPA E) CDVAT	A) Total B) Taka C) PA D) RPA E) CDVAT	% of Allocation				
1	2	3	4	5	6	7	8	9	
1,279	5041-5321 Lalmal-Barura-jharam-Adda-jagatpura Road Development (Lalmal-Barura Adda part).		2,471.00 2,471.00 0.00	1,300.00 1,300.00 0.00	1,300.00 1,300.00 0.00	100.00 % 100.00 % 0.00 %	0.00 % 0.00 % 0.00 %	1,300.00 0.00 52.61 % 0.00 %	0.00 %
1-Jul-15 to 30-Jun-17	Non-Donor Project		0.00	0.00	0.00	0.00 %			
							<b>Taka Release :</b> <b>% of Allocation :</b>	1,300.00 100.00 %	
1,280	5041-5325 Kasba Kuti Road Development (Z-1201).		2,414.00 2,414.00 0.00	1,000.00 1,000.00 0.00	1,000.00 1,000.00 0.00	100.00 % 100.00 % 0.00 %	41.43 % 41.43 % 0.00 %	1,000.00 0.00 41.43 % 0.00 %	41.43 %
1-Jul-15 to 30-Jun-17	Non-Donor Project		0.00	0.00	0.00	0.00 %			
							<b>Taka Release :</b> <b>% of Allocation :</b>	1,000.00 100.00 %	
1,281	5041-5308 District Road Development (Dhaka zone).		10,019.00 10,019.00 0.00	10,000.00 10,000.00 0.00	9,996.00 9,996.00 0.00	99.96 % 99.96 % 0.00 %	99.81 % 99.81 % 0.00 %	9,996.00 0.00 99.77 % 0.00 %	99.81 %
1-Mar-15 to 30-Jun-17	Non-Donor Project		0.00	0.00	0.00	0.00 %			
							<b>Taka Release :</b> <b>% of Allocation :</b>	10,000.00 100.00 %	

## Project-wise Implementation Status of the project under Road Transport and Highways Division

Reporting Period: July 2015 To June 2016

RADP:2015-16

(Taka in Lakh)

SI No.	Ministry/Division Name Agency Name Project Code and Name		Project Cost	Target and Progress			Cumulative Progress upto Reporting Period		
				Financial		Physical (% of Total Project) A) Target B) Progress	Fin. Total PA (% of Projects Cost)	Physical Progress in %	
				Allocation	Expenditure				
Implementation Period	Development Partner	A) Total B) Taka C) PA D) RPA	A) Total B) Taka C) PA D) RPA E) CDVAT	A) Total B) Taka C) PA D) RPA E) CDVAT	% of Allocation				
1	2	3	4	5	6	7	8	9	
1,282	5041-5309	District Road Development (Mymensingh Zone).	9,988.00	6,000.00	6,000.00	100.00 %	60.07 %	6,000.00	60.07 %
			9,988.00	6,000.00	6,000.00	100.00 %	60.07 %	0.00	
			0.00	0.00	0.00	0.00 %		60.07 %	
			0.00	0.00	0.00	0.00 %		0.00 %	
1-Mar-15 to 30-Jun-17	Non-Donor Project		0.00	0.00	0.00	0.00 %			
				0.00	0.00	0.00 %		<b>Taka Release :</b>	6,000.00
					0.00	0.00 %		<b>% of Allocation :</b>	100.00 %
1,283	5041-5311	District Road Development (Chittagong zone).	9,997.00	5,500.00	5,500.00	100.00 %	55.02 %	5,500.00	55.02 %
			9,997.00	5,500.00	5,500.00	100.00 %	55.02 %	0.00	
			0.00	0.00	0.00	0.00 %		55.02 %	
			0.00	0.00	0.00	0.00 %		0.00 %	
1-Mar-15 to 30-Jun-17	Non-Donor Project		0.00	0.00	0.00	0.00 %			
				0.00	0.00	0.00 %		<b>Taka Release :</b>	5,500.00
					0.00	0.00 %		<b>% of Allocation :</b>	100.00 %
1,284	5041-5312	District Road Development (Comilla Zone).	10,018.00	6,000.00	6,000.00	100.00 %	59.89 %	6,000.00	59.89 %
			10,018.00	6,000.00	6,000.00	100.00 %	59.89 %	0.00	
			0.00	0.00	0.00	0.00 %		59.89 %	
			0.00	0.00	0.00	0.00 %		0.00 %	
1-Mar-15 to 30-Jun-17	Non-Donor Project		0.00	0.00	0.00	0.00 %			
				0.00	0.00	0.00 %		<b>Taka Release :</b>	6,000.00
					0.00	0.00 %		<b>% of Allocation :</b>	100.00 %

## Project-wise Implementation Status of the project under Road Transport and Highways Division

Reporting Period: July 2015 To June 2016

RADP:2015-16

(Taka in Lakh)

SI No.	Ministry/Division Name Agency Name Project Code and Name		Project Cost	Target and Progress			Cumulative Progress upto Reporting Period		
				Financial		Physical (% of Total Project) A) Target B) Progress	Fin. Total PA (% of Projects Cost)	Physical Progress in %	
				Allocation	Expenditure				
Implementation Period	Development Partner	A) Total B) Taka C) PA D) RPA	A) Total B) Taka C) PA D) RPA E) CDVAT	A) Total B) Taka C) PA D) RPA E) CDVAT	% of Allocation				
1	2	3	4	5	6	7	8	9	
1,285	5041-5329	District Road Development (Sylhet Zone).	9,998.00	3,000.00	3,000.00	100.00 %	30.00 %	3,000.00	30.00 %
			9,998.00	3,000.00	3,000.00	100.00 %	30.00 %	0.00	
			0.00	0.00	0.00	0.00 %		30.01 %	
			0.00	0.00	0.00	0.00 %		0.00 %	
1-Mar-15 to 30-Jun-17	Non-Donor Project		0.00	0.00	0.00	0.00 %			
				0.00	0.00	0.00 %		<b>Taka Release :</b> 3,000.00	
								<b>% of Allocation :</b> 100.00 %	
1,286	5041-5331	District Road Development (Khulna Zone).	10,031.00	6,855.00	6,855.00	100.00 %	68.34 %	6,855.00	68.34 %
			10,031.00	6,855.00	6,855.00	100.00 %	68.34 %	0.00	
			0.00	0.00	0.00	0.00 %		68.34 %	
			0.00	0.00	0.00	0.00 %		0.00 %	
1-Mar-15 to 30-Jun-17	Non-Donor Project		0.00	0.00	0.00	0.00 %			
				0.00	0.00	0.00 %		<b>Taka Release :</b> 6,855.00	
								<b>% of Allocation :</b> 100.00 %	
1,287	5041-5332	District Road Development (Barisal zone).	10,018.00	4,220.00	4,220.00	100.00 %	42.12 %	4,220.00	42.12 %
			10,018.00	4,220.00	4,220.00	100.00 %	42.12 %	0.00	
			0.00	0.00	0.00	0.00 %		42.12 %	
			0.00	0.00	0.00	0.00 %		0.00 %	
1-Mar-15 to 30-Jun-17	Non-Donor Project		0.00	0.00	0.00	0.00 %			
				0.00	0.00	0.00 %		<b>Taka Release :</b> 4,220.00	
								<b>% of Allocation :</b> 100.00 %	

## Project-wise Implementation Status of the project under Road Transport and Highways Division

Reporting Period: July 2015 To June 2016

RADP:2015-16

(Taka in Lakh)

SI No.	Ministry/Division Name Agency Name Project Code and Name		Project Cost	Target and Progress			Cumulative Progress upto Reporting Period		
				Financial		Physical (% of Total Project) A) Target B) Progress	Fin. Total PA (% of Projects Cost)	Physical Progress in %	
				Allocation	Expenditure				
Implementation Period	Development Partner	A) Total B) Taka C) PA D) RPA	A) Total B) Taka C) PA D) RPA E) CDVAT	A) Total B) Taka C) PA D) RPA E) CDVAT	% of Allocation	A) Target B) Progress	Fin. Total PA (% of Projects Cost)	Physical Progress in %	
1	2	3	4	5	6	7	8	9	
1,288	5041-5333	District Road Development (Gopalganj Zone).	9,570.00 9,570.00 0.00	4,500.00 4,500.00 0.00	4,500.00 4,500.00 0.00	100.00 % 100.00 % 0.00 %	47.02 % 47.02 % 0.00 %	4,500.00 0.00 47.02 % 0.00 %	47.02 %
1-Mar-15 to 30-Jun-17	Non-Donor Project		0.00	0.00	0.00	0.00 %			
				0.00	0.00	0.00 %	<b>Taka Release :</b> <b>% of Allocation :</b>	4,500.00 100.00 %	
1,289	5041-5313	District Road Development (Rajshahi Zone).	10,000.00 10,000.00 0.00	5,675.00 5,675.00 0.00	5,675.00 5,675.00 0.00	100.00 % 100.00 % 0.00 %	59.83 % 59.83 % 0.00 %	5,675.00 0.00 56.75 % 0.00 %	59.83 %
1-Mar-15 to 30-Jun-17	Non-Donor Project		0.00	0.00	0.00	0.00 %			
				0.00	0.00	0.00 %	<b>Taka Release :</b> <b>% of Allocation :</b>	5,675.00 100.00 %	
1,290	5041-5314	District Road Development (Rangpur zone).	10,028.00 10,028.00 0.00	6,000.00 6,000.00 0.00	6,000.00 6,000.00 0.00	100.00 % 100.00 % 0.00 %	0.00 % 0.00 % 0.00 %	6,000.00 0.00 59.83 % 0.00 %	0.00 %
1-Mar-15 to 30-Jun-17	Non-Donor Project		0.00	0.00	0.00	0.00 %			
				0.00	0.00	0.00 %	<b>Taka Release :</b> <b>% of Allocation :</b>	6,000.00 100.00 %	

## Project-wise Implementation Status of the project under Road Transport and Highways Division

Reporting Period: July 2015 To June 2016

RADP:2015-16

(Taka in Lakh)

SI No.	Ministry/Division Name Agency Name Project Code and Name		Project Cost	Target and Progress			Cumulative Progress upto Reporting Period		
				Financial		Physical (% of Total Project) A) Target B) Progress	Fin. Total PA (% of Projects Cost)	Physical Progress in %	
				Allocation	Expenditure				
Implementation Period	Development Partner	A) Total B) Taka C) PA D) RPA	A) Total B) Taka C) PA D) RPA E) CDVAT	A) Total B) Taka C) PA D) RPA E) CDVAT	% of Allocation				
1	2	3	4	5	6	7	8	9	
1,291	5041-5315	Construction of Teknaf-Ramu, Garrison-maricha-Palang-link roads.	2,383.00 2,383.00 0.00	2,336.00 2,336.00 0.00	2,336.00 2,336.00 0.00	100.00 % 100.00 % 0.00 %	98.01 % 98.01 % 0.00 %	2,336.00 0.00 98.03 % 0.00 %	98.01 %
1-Jul-15	to 30-Jun-16	Non-Donor Project	0.00	0.00	0.00	0.00 %			
				0.00	0.00	0.00 %	<b>Taka Release :</b> <b>% of Allocation :</b>	2,336.00 100.00 %	
1,292	5041-5318	Construction of 94.31m Long PC Girder Bridge over Chotl Feni River at at the 11th km road of Bakhataramunsi-kajirahata-daganabhumiya road.	1,456.00 1,456.00 0.00	500.00 500.00 0.00	500.00 500.00 0.00	100.00 % 100.00 % 0.00 %	34.34 % 34.34 % 0.00 %	500.00 0.00 34.34 % 0.00 %	34.34 %
1-Jul-15	to 30-Jun-17	Non-Donor Project	0.00	0.00	0.00	0.00 %			
				0.00	0.00	0.00 %	<b>Taka Release :</b> <b>% of Allocation :</b>	500.00 100.00 %	
1,293	5041-5006	Bangladesh-Myanmar alliance road (balukhali-ghunadhun) Border Road Construction.	8,444.00 8,444.00 0.00	7,270.00 7,270.00 0.00	7,270.00 7,270.00 0.00	100.00 % 100.00 % 0.00 %	86.09 % 86.09 % 0.00 %	7,270.00 0.00 86.10 % 0.00 %	86.09 %
1-Jul-15	to 30-Jun-18	Non-Donor Project	0.00	0.00	0.00	0.00 %			
				0.00	0.00	0.00 %	<b>Taka Release :</b> <b>% of Allocation :</b>	7,270.00 100.00 %	

## Project-wise Implementation Status of the project under Road Transport and Highways Division

Reporting Period: July 2015 To June 2016

RADP:2015-16

(Taka in Lakh)

SI No.	Ministry/Division Name Agency Name Project Code and Name		Project Cost	Target and Progress			Cumulative Progress upto Reporting Period		
				Financial		Physical (% of Total Project) A) Target B) Progress	Fin. Total PA (% of Projects Cost)	Physical Progress in %	
				Allocation	Expenditure				
Implementation Period	Development Partner	A) Total B) Taka C) PA D) RPA	A) Total B) Taka C) PA D) RPA E) CDVAT	A) Total B) Taka C) PA D) RPA E) CDVAT	% of Allocation				
1	2	3	4	5	6	7	8	9	
1,294	5041-5319	Construction of 93,644-m Long, 4-lane PC Girder Bridge (Sharnamoti bridge) over the Sati River at 20th km of Borobari-Lalmonirhat-Burimari Road..	1,608.00 1,608.00 0.00	500.00 500.00 0.00	500.00 500.00 0.00	100.00 % 100.00 % 0.00 %	31.10 % 31.10 % 0.00 %	500.00 0.00 31.09 % 0.00 %	31.10 %
1-Jul-15 to 30-Jun-17	Non-Donor Project		0.00	0.00	0.00	0.00 %			
				0.00	0.00	0.00 %	<b>Taka Release :</b> <b>% of Allocation :</b>	500.00 100.00 %	
1,295	5041-5322	Protection of Meghna Bridge Square and Maintenance of Meghna Bridge and Gomti bridges bridge .	4,105.00 4,105.00 0.00	4,030.00 4,030.00 0.00	4,029.00 4,029.00 0.00	99.98 % 99.98 % 0.00 %	98.15 % 98.15 % 0.00 %	4,029.00 0.00 98.15 % 0.00 %	98.15 %
1-Jul-15 to 30-Jun-17	Non-Donor Project		0.00	0.00	0.00	0.00 %			
				0.00	0.00	0.00 %	<b>Taka Release :</b> <b>% of Allocation :</b>	4,029.26 99.98 %	
1,296	5041-5323	Expansion and make strong of Bengal-Nunni-Hatipagara Road.	6,366.00 6,366.00 0.00	1,000.00 1,000.00 0.00	1,000.00 1,000.00 0.00	100.00 % 100.00 % 0.00 %	15.71 % 15.71 % 0.00 %	1,000.00 0.00 15.71 % 0.00 %	15.71 %
1-Oct-15 to 30-Jun-18	Non-Donor Project		0.00	0.00	0.00	0.00 %			
				0.00	0.00	0.00 %	<b>Taka Release :</b> <b>% of Allocation :</b>	1,000.00 100.00 %	

## Project-wise Implementation Status of the project under Road Transport and Highways Division

Reporting Period: July 2015 To June 2016

RADP:2015-16

(Taka in Lakh)

SI No.	Ministry/Division Name Agency Name Project Code and Name		Project Cost	Target and Progress			Cumulative Progress upto Reporting Period		
				Financial		Physical (% of Total Project) A) Target B) Progress	Fin. Total PA (% of Projects Cost)	Physical Progress in %	
				Allocation	Expenditure				
Implementation Period	Development Partner	A) Total B) Taka C) PA D) RPA	A) Total B) Taka C) PA D) RPA E) CDVAT	A) Total B) Taka C) PA D) RPA E) CDVAT	% of Allocation				
1	2	3	4	5	6	7	8	9	
1,297	5041-5326	Construction of Cox's Bazar-Teknaf Marine Drive Road- (from Silakhali to Teknaf) (3rd phase).	20,306.00 20,306.00 0.00	17,074.00 17,074.00 0.00	17,074.00 17,074.00 0.00	100.00 % 100.00 % 0.00 %	84.08 % 84.08 % 0.00 %	17,074.00 0.00 84.08 % 0.00 %	84.08 %
1-Jul-15	to 30-Jun-18	Non-Donor Project	0.00	0.00	0.00	0.00 %			
				0.00	0.00	0.00 %	<b>Taka Release :</b>	17,074.00	
						0.00 %	<b>% of Allocation :</b>	100.00 %	
1,298	5041-5327	Development of Khulna (rupasa) Sriphalatala-Terokhada Road (Z -7041) .	4,530.00 4,530.00 0.00	100.00 100.00 0.00	100.00 100.00 0.00	100.00 % 100.00 % 0.00 %	2.21 % 2.21 % 0.00 %	100.00 0.00 2.21 % 0.00 %	2.21 %
1-Jul-15	to 30-Jun-17	Non-Donor Project	0.00	0.00	0.00	0.00 %			
				0.00	0.00	0.00 %	<b>Taka Release :</b>	100.00	
						0.00 %	<b>% of Allocation :</b>	100.00 %	
1,299	5041-5328	Development of Nazirhat-majjabhandara Road (Z-1620).	3,581.00 3,581.00 0.00	550.00 550.00 0.00	550.00 550.00 0.00	100.00 % 100.00 % 0.00 %	13.96 % 13.96 % 0.00 %	550.00 0.00 15.36 % 0.00 %	13.96 %
1-Sep-15	to 30-Jun-18	Non-Donor Project	0.00	0.00	0.00	0.00 %			
				0.00	0.00	0.00 %	<b>Taka Release :</b>	550.00	
						0.00 %	<b>% of Allocation :</b>	100.00 %	



## Project-wise Implementation Status of the project under Road Transport and Highways Division

Reporting Period: July 2015 To June 2016

RADP:2015-16

(Taka in Lakh)

SI No.	Ministry/Division Name Agency Name Project Code and Name		Project Cost	Target and Progress			Cumulative Progress upto Reporting Period		
				Financial		Physical (% of Total Project) A) Target B) Progress	Fin. Total PA (% of Projects Cost)	Physical Progress in %	
				Allocation	Expenditure				
Implementation Period	Development Partner	A) Total B) Taka C) PA D) RPA	A) Total B) Taka C) PA D) RPA E) CDVAT	A) Total B) Taka C) PA D) RPA E) CDVAT	% of Allocation				
1	2	3	4	5	6	7	8	9	
1,300	5041-5007	Construction of Matarabari coal-based Power Plant link Road.	60,232.00	610.00	610.00	100.00 %	1.01 %	610.00	1.01%
			9,761.00	140.00	140.00	100.00 %	1.01 %	470.00	
			50,471.00	470.00	470.00	100.00 %		1.01 %	
								0.93 %	
1-Jan-15 to 30-Jun-20	JICA		0.00	0.00	0.00	0.00 %			
				0.00	0.00	0.00 %			
							<b>Taka Release :</b>	139.70	
							<b>% of Allocation :</b>	99.79 %	
1,301	5041-5001	Development of Sonepur (Noakhali-Sonagaz (Feni) joraranganj (Chittagong) Road .	17,265.00	3,500.00	3,500.00	100.00 %	20.27 %	3,500.00	20.27%
			17,265.00	3,500.00	3,500.00	100.00 %	20.27 %	0.00	
			0.00	0.00	0.00	0.00 %		20.27 %	
			0.00	0.00	0.00	0.00 %		0.00 %	
1-Sep-15 to 30-Jun-18	Non-Donor Project		0.00	0.00	0.00	0.00 %			
				0.00	0.00	0.00 %			
							<b>Taka Release :</b>	3,500.00	
							<b>% of Allocation :</b>	100.00 %	
1,302	5041-5008	Turning Simplification from indrapula to cakrasala of Dhaka-Chittagong-Cox's Bazar highway.	7,431.00	1.00	0.00	0.00 %	0.00 %	0.00	0.00%
			7,431.00	1.00	0.00	0.00 %	0.00 %	0.00	
			0.00	0.00	0.00	0.00 %		0.00 %	
			0.00	0.00	0.00	0.00 %		0.00 %	
1-Jan-16 to 30-Jun-18	Non-Donor Project		0.00	0.00	0.00	0.00 %			
				0.00	0.00	0.00 %			
							<b>Taka Release :</b>	0.00	
							<b>% of Allocation :</b>	0.00 %	

## Project-wise Implementation Status of the project under Road Transport and Highways Division

Reporting Period: July 2015 To June 2016

RADP:2015-16

(Taka in Lakh)

SI No.	Ministry/Division Name Agency Name Project Code and Name		Project Cost	Target and Progress			Cumulative Progress upto Reporting Period		
				Financial		Physical (% of Total Project) A) Target B) Progress	Fin. Total PA (% of Projects Cost)	Physical Progress in %	
				Allocation	Expenditure				
Implementation Period	Development Partner	A) Total B) Taka C) PA D) RPA	A) Total B) Taka C) PA D) RPA E) CDVAT	A) Total B) Taka C) PA D) RPA E) CDVAT	% of Allocation	A) Target B) Progress	Fin. Total PA (% of Projects Cost)	Physical Progress in %	
1	2	3	4	5	6	7	8	9	
1,303	5041-5009	Expansion and Durable of Bakergonj-Padrishibpur-Khathaltali-Shubidhakhali-Barguna Road.	14,419.00 14,419.00 0.00	40.00 40.00 0.00	40.00 40.00 0.00	100.00 % 100.00 % 0.00 %	0.28 % 0.28 % 0.00 %	40.00 0.00 0.28 % 0.00 %	0.28 %
1-Jul-15 to 30-Jun-18	Non-Donor Project		0.00	0.00	0.00	0.00 %			
				0.00	0.00	0.00 %	<b>Taka Release :</b>	40.00	
						0.00 %	<b>% of Allocation :</b>	100.00 %	
1,304	5041-5052	Improvement of Nilphamari-jaldhaka Road.	6,634.00 6,634.00 0.00	10.00 10.00 0.00	10.00 10.00 0.00	100.00 % 100.00 % 0.00 %	0.15 % 0.15 % 0.00 %	10.00 0.00 0.15 % 0.00 %	0.15 %
1-Jan-16 to 31-Dec-18	Non-Donor Project		0.00	0.00	0.00	0.00 %			
				0.00	0.00	0.00 %	<b>Taka Release :</b>	10.00	
						0.00 %	<b>% of Allocation :</b>	100.00 %	
1,305	5041-5048	Development of Faridpur (Badarpur) Muksudpur salatha-Sonepur Road .	10,748.00 10,748.00 0.00	200.00 200.00 0.00	200.00 200.00 0.00	100.00 % 100.00 % 0.00 %	1.86 % 1.86 % 0.00 %	200.00 0.00 1.86 % 0.00 %	1.86 %
1-Jan-16 to 30-Jun-18	Non-Donor Project		0.00	0.00	0.00	0.00 %			
				0.00	0.00	0.00 %	<b>Taka Release :</b>	200.00	
						0.00 %	<b>% of Allocation :</b>	100.00 %	

## Project-wise Implementation Status of the project under Road Transport and Highways Division

Reporting Period: July 2015 To June 2016

RADP:2015-16

(Taka in Lakh)

SI No.	Ministry/Division Name Agency Name Project Code and Name		Project Cost	Target and Progress			Cumulative Progress upto Reporting Period		
				Financial		Physical (% of Total Project) A) Target B) Progress	Fin. Total PA (% of Projects Cost)	Physical Progress in %	
				Allocation	Expenditure				
Implementation Period	Development Partner	A) Total B) Taka C) PA D) RPA	A) Total B) Taka C) PA D) RPA E) CDVAT	A) Total B) Taka C) PA D) RPA E) CDVAT	% of Allocation				
1	2	3	4	5	6	7	8	9	
1,306	5041-5062	Construction of Border Road: Mymensingh and Netrokona.	45,730.00	1.00	0.00	0.00 %	0.00 %	0.00	0.00 %
			45,730.00	1.00	0.00	0.00 %	0.00 %	0.00	0.00 %
			0.00	0.00	0.00	0.00 %		0.00 %	
1-Jan-16 to 30-Jun-19	Non-Donor Project		0.00	0.00	0.00	0.00 %		0.00 %	
			0.00	0.00	0.00	0.00 %	<b>Taka Release :</b>	0.00	
				0.00	0.00	0.00 %	<b>% of Allocation :</b>	0.00 %	
1,307	5041-5066	Construction of 282.558 meter PC girder at 7 th kilometer on the Baanar river of Mymensingh Gafargaon highway.	4,371.00	1.00	0.00	0.00 %	0.00 %	0.00	0.00 %
			4,371.00	1.00	0.00	0.00 %	0.00 %	0.00	0.00 %
			0.00	0.00	0.00	0.00 %		0.00 %	
1-Oct-15 to 30-Jun-18	Non-Donor Project		0.00	0.00	0.00	0.00 %		0.00 %	
			0.00	0.00	0.00	0.00 %	<b>Taka Release :</b>	0.00	
				0.00	0.00	0.00 %	<b>% of Allocation :</b>	0.00 %	
1,308	5041-5115	Development of Sarail-Alfadanga-Kashani along with development of Faridpur (Maijakandi) Boyalamari-Gopalganj (Bhatiapara) Roads.	19,558.00	1.00	0.00	0.00 %	0.00 %	0.00	0.00 %
			19,558.00	1.00	0.00	0.00 %	0.00 %	0.00	0.00 %
			0.00	0.00	0.00	0.00 %		0.00 %	
1-Apr-16 to 30-Jun-19	Non-Donor Project		0.00	0.00	0.00	0.00 %		0.00 %	
			0.00	0.00	0.00	0.00 %	<b>Taka Release :</b>	0.00	
				0.00	0.00	0.00 %	<b>% of Allocation :</b>	0.00 %	

## Project-wise Implementation Status of the project under Road Transport and Highways Division

Reporting Period: July 2015 To June 2016

RADP:2015-16

(Taka in Lakh)

SI No.	Ministry/Division Name Agency Name Project Code and Name		Project Cost	Target and Progress			Cumulative Progress upto Reporting Period		
				Financial		Physical (% of Total Project) A) Target B) Progress	Fin. Total PA (% of Projects Cost)	Physical Progress in %	
				Allocation	Expenditure				
Implementation Period	Development Partner	A) Total B) Taka C) PA D) RPA	A) Total B) Taka C) PA D) RPA E) CDVAT	A) Total B) Taka C) PA D) RPA E) CDVAT	% of Allocation				
1	2	3	4	5	6	7	8	9	
1,309	5041-5150	Development and widened the Road of National Highway N-8 bhuraghata-Bariisal-lebukhali bridges .	10,576.00 10,576.00 0.00	1.00 1.00 0.00	0.00 0.00 0.00	0.00 % 0.00 % 0.00 %	0.00 % 0.00 % 0.00 %	0.00 0.00 0.00 % 0.00 %	0.00 %
1-Jul-15	to 30-Jun-18	Non-Donor Project	0.00	0.00	0.00	0.00 %			
				0.00	0.00	0.00 %	Taka Release : 0.00		
							% of Allocation : 0.00 %		
1,310	5041-5005	Western Bangladesh Bridge Improvement.	291,175.00 100,656.00 190,519.00 0.00	2,928.00 828.00 2,100.00 0.00	2,740.00 640.00 2,100.00 0.00	93.58 % 77.29 % 100.00 % 0.00 %	0.94 % 0.94 % 0.94 % 1.10 %	2,740.00 2,100.00 0.94 % 1.10 %	0.94 %
1-Oct-15	to 30-Jun-20	JICA	0.00	0.00	0.00	0.00 %			
				0.00	0.00	0.00 %	Taka Release : 711.00		
							% of Allocation : 85.87 %		
1,311	5041-5141	Support to Jayadebapara-Debgram-Bhulta-Madanpur Road (Dhaka Bypass) PPP projects.	23,650.00 23,650.00 0.00	1.00 1.00 0.00	0.00 0.00 0.00	0.00 % 0.00 % 0.00 %	0.00 % 0.00 % 0.00 %	0.00 0.00 0.00 % 0.00 %	0.00 %
1-Jul-15	to 30-Jun-20	Non-Donor Project	0.00	0.00	0.00	0.00 %			
				0.00	0.00	0.00 %	Taka Release : 0.00		
							% of Allocation : 0.00 %		

## Project-wise Implementation Status of the project under Road Transport and Highways Division

Reporting Period: July 2015 To June 2016

RADP:2015-16

(Taka in Lakh)

SI No.	Ministry/Division Name Agency Name Project Code and Name		Project Cost	Target and Progress			Cumulative Progress upto Reporting Period		
				Financial		Physical (% of Total Project) A) Target B) Progress	Fin. Total PA (% of Projects Cost)	Physical Progress in %	
				Allocation	Expenditure				
Implementation Period	Development Partner	A) Total B) Taka C) PA D) RPA	A) Total B) Taka C) PA D) RPA E) CDVAT	A) Total B) Taka C) PA D) RPA E) CDVAT	% of Allocation	A) Target B) Progress	Fin. Total PA (% of Projects Cost)	Physical Progress in %	
1	2	3	4	5	6	7	8	9	
1,312	5041-5377	Widening and Fortification of Jamalpur- Islampur -Dewanganj road from 30 + 000 to 39 + 000 and construction of bypass roads, road-	5,635.00 5,635.00 0.00	1,500.00 1,500.00 0.00	1,500.00 1,500.00 0.00	100.00 % 100.00 % 0.00 %	29.06 % 29.06 % 0.00 %	1,500.00 0.00 26.62 % 0.00 %	29.06 %
1-Mar-15 to 30-Jun-18	Non-Donor Project		0.00	0.00	0.00	0.00 %			
				0.00	0.00	0.00 %	<b>Taka Release :</b> <b>% of Allocation :</b>	1,500.00 100.00 %	
1,313	5041-5324	Technical Assistance for sub-rigional Road Transport Project Preparatory Facility (SRTPPF-2).	5,049.00 1,548.00 3,501.00	50.00 50.00 0.00	50.00 50.00 0.00	100.00 % 100.00 % 0.00 %	0.00 % 0.00 % 0.00 %	50.00 0.00 0.99 % 0.00 %	0.00 %
1-Jul-15 to 30-Jun-18	ADB		0.00	0.00	0.00	0.00 %			
				0.00	0.00	0.00 %	<b>Taka Release :</b> <b>% of Allocation :</b>	50.00 100.00 %	
1,314	5041-5211	Improvement of Jatrabari Intersection (Including Equria-Babubazar Link Road) to Patchchar-Bhanga Through Mawa Road of Dhaka-Khulna (N-5) Highway to 4 Lane with Separate Lane for Slow Moving Vehicle.	625,229.00 625,229.00 0.00	39,738.00 39,738.00 0.00	39,738.00 39,738.00 0.00	100.00 % 100.00 % 0.00 %	6.36 % 6.36 % 0.00 %	39,738.00 0.00 6.36 % 0.00 %	6.36 %
1-Mar-16 to 30-Jun-20	Non-Donor Project		0.00	0.00	0.00	0.00 %			
				0.00	0.00	0.00 %	<b>Taka Release :</b> <b>% of Allocation :</b>	39,738.00 100.00 %	

## Project-wise Implementation Status of the project under Road Transport and Highways Division

Reporting Period: July 2015 To June 2016

RADP:2015-16

(Taka in Lakh)

SI No.	Ministry/Division Name Agency Name Project Code and Name		Project Cost	Target and Progress			Cumulative Progress upto Reporting Period	
				Financial		Physical (% of Total Project) A) Target B) Progress	Fin. Total PA (% of Projects Cost)	Physical Progress in %
				Allocation	Expenditure			
Implementation Period	Development Partner	A) Total B) Taka C) PA D) RPA	A) Total B) Taka C) PA D) RPA E) CDVAT	A) Total B) Taka C) PA D) RPA E) CDVAT	% of Allocation			
1	2	3	4	5	6	7	8	9

<b>Executing Agency Total</b>	4,528,412.00	599,037.00	598,181.00	99.86 %	<b>Taka Release :</b>	499,089.86
	3,076,532.00	499,239.00	498,465.00	99.84 %	<b>% of Allocation :</b>	<b>99.97 %</b>
	1,451,880.00	99,798.00	99,716.00	99.92 %		
	195,932.00	4,210.00	3,776.00	89.69 %		
		15,160.00	0.00	0.00 %		

**Bangladesh Road Transport Authority**

1,315	5043-5010	Establishing Data Centre & Web Portal System for Digital BRTA.	2,417.00	1,366.00	47.65	3.49 %	56.00 %	1,054.40	44.00 %
			284.00	278.00	47.65	17.14 %	2.00 %	1,000.00	
			2,133.00	1,088.00	0.00	0.00 %		43.62 %	
1-Apr-13	to 31-Mar-17	<b>Non-Donor Project</b>	77.00	0.00	0.00	0.00 %		46.88 %	
				0.00	0.00	0.00 %			
							<b>Taka Release :</b>	47.65	
							<b>% of Allocation :</b>	17.14 %	

<b>Executing Agency Total</b>	2,417.00	1,366.00	47.65	3.49 %	<b>Taka Release :</b>	47.65
	284.00	278.00	47.65	17.14 %	<b>% of Allocation :</b>	<b>17.14 %</b>
	2,133.00	1,088.00	0.00	0.00 %		
	77.00	0.00	0.00	0.00 %		
		0.00	0.00	0.00 %		

**Dhaka Transport Co-ordination Authority (DTCA)**

## Project-wise Implementation Status of the project under Road Transport and Highways Division

Reporting Period: July 2015 To June 2016

RADP:2015-16

(Taka in Lakh)

SI No.	Ministry/Division Name Agency Name Project Code and Name		Project Cost	Target and Progress			Cumulative Progress upto Reporting Period		
				Financial		Physical (% of Total Project) A) Target B) Progress	Fin. Total PA (% of Projects Cost)	Physical Progress in %	
				Allocation	Expenditure				
Implementation Period	Development Partner	A) Total B) Taka C) PA D) RPA	A) Total B) Taka C) PA D) RPA E) CDVAT	A) Total B) Taka C) PA D) RPA E) CDVAT	% of Allocation				
1	2	3	4	5	6	7	8	9	
1,316	5005-5236	Dhaka Mass Transit Development Project.	2,198,507.00	36,595.00	36,349.00	99.33 %	1.65 %	90,255.00	4.10 %
			539,048.00	20,595.00	20,595.00	100.00 %	1.65 %	29,364.00	
			1,659,459.00	16,000.00	15,754.00	98.46 %		4.11 %	
1-Jul-12 to 30-Jun-24	JICA		0.00	0.00	0.00	0.00 %		1.77 %	
				0.00	0.00	0.00 %			
							<b>Taka Release :</b>	20,595.00	
							<b>% of Allocation :</b>	100.00 %	
1,317	5005-5013	The project on the Revision and Updating of Strategic Transport Plan for Dhaka.	1,944.00	411.00	411.00	100.00 %	21.14 %	1,500.00	77.16 %
			39.00	6.00	6.00	100.00 %	21.14 %	1,461.00	
			1,905.00	405.00	405.00	100.00 %		77.16 %	
1-May-14 to 30-Sep-15	JICA		0.00	0.00	0.00	0.00 %		76.69 %	
				0.00	0.00	0.00 %			
							<b>Taka Release :</b>	6.00	
							<b>% of Allocation :</b>	100.00 %	
1,318	5005-5001	Technical Assistance to Dhajka Transport Co-ordination Authority.	2,716.00	95.00	0.00	0.00 %	0.00 %	0.00	0.00 %
			2,473.00	20.00	0.00	0.00 %	0.00 %	0.00	
			243.00	75.00	0.00	0.00 %		0.00 %	
1-Feb-15 to 31-Dec-17	JICA		0.00	0.00	0.00	0.00 %		0.00 %	
				0.00	0.00	0.00 %			
							<b>Taka Release :</b>	0.00	
							<b>% of Allocation :</b>	0.00 %	

## Project-wise Implementation Status of the project under Road Transport and Highways Division

Reporting Period: July 2015 To June 2016

RADP:2015-16

(Taka in Lakh)

SI No.	Ministry/Division Name Agency Name Project Code and Name		Project Cost	Target and Progress			Cumulative Progress upto Reporting Period		
				Financial		Physical (% of Total Project) A) Target B) Progress	Fin. Total PA (% of Projects Cost)	Physical Progress in %	
				Allocation	Expenditure				
Implementation Period	Development Partner	A) Total B) Taka C) PA D) RPA	A) Total B) Taka C) PA D) RPA E) CDVAT	A) Total B) Taka C) PA D) RPA E) CDVAT	% of Allocation				
1	2	3	4	5	6	7	8	9	
1,319	5005-5014	Establishing of Clearing House for integrating Transport Ticketing System in Dhaka City Area.	2,426.00 2,239.00 187.00	1,885.00 15.00 1,870.00	1,870.00 0.00 1,870.00	99.20 % 0.00 % 100.00 %	77.08 % 77.08 % 77.08 %	1,870.00 1,870.00 1,000.00	77.08 % 77.08 % 77.08 %
1-Jul-14	to 30-Jun-17	Non-Donor Project	0.00	0.00 0.00	0.00 0.00	0.00 % 0.00 %			
							Taka Release : % of Allocation :	15.00 100.00 %	
1,320	5005-5000	Dhaka Integrated Traffic Management Project.	3,638.00 1,751.00 1,887.00	527.00 17.00 510.00	520.38 10.38 510.00	98.74 % 61.06 % 100.00 %	14.48 % 14.30 % 14.30 %	520.38 510.00 14.30 %	14.30 % 14.30 % 27.03 %
1-Jul-15	to 30-Jun-17	JICA	0.00	0.00 0.00	0.00 0.00	0.00 % 0.00 %			
							Taka Release : % of Allocation :	17.00 100.00 %	
<b>Executing Agency Total</b>			2,209,231.00 545,550.00 1,663,681.00 0.00	39,513.00 20,653.00 18,860.00 0.00	39,150.38 20,611.38 18,539.00 0.00	99.08 % 99.80 % 98.30 % 0.00 %			
							Taka Release : % of Allocation :	20,633.00 99.90 %	



## Project-wise Implementation Status of the project under Road Transport and Highways Division

Reporting Period: July 2015 To June 2016

RADP:2015-16

(Taka in Lakh)

SI No.	Ministry/Division Name Agency Name Project Code and Name		Project Cost	Target and Progress			Cumulative Progress upto Reporting Period		
				Allocation	Financial		Physical (% of Total Project) A) Target B) Progress	Fin. Total PA (% of Projects Cost)	Physical Progress in %
					Expenditure				
Implementation Period	Development Partner	A) Total B) Taka C) PA D) RPA	A) Total B) Taka C) PA D) RPA E) CDVAT	A) Total B) Taka C) PA D) RPA E) CDVAT	% of Allocation				
1	2	3	4	5	6	7	8	9	

<b>Ministry Total</b>	6,740,060.00	639,916.00	637,379.03	99.60 %	<b>Taka Release :</b>	519,770.51
	3,622,366.00	520,170.00	519,124.03	99.80 %	<b>% of Allocation :</b>	99.92 %
	3,117,694.00	119,746.00	118,255.00	98.75 %		
	196,009.00	4,210.00	3,776.00	89.69 %		
		15,160.00	0.00	0.00 %		

## Project-wise Implementation Status of the project under Ministry of Railway

Reporting Period: July 2015 To June 2016

RADP:2015-16

(Taka in Lakh)

SI No.	Ministry/Division Name Agency Name Project Code and Name		Project Cost	Target and Progress			Cumulative Progress upto Reporting Period	
				Financial		Physical (% of Total Project) A) Target B) Progress	Fin. Total PA (% of Projects Cost)	Physical Progress in %
				Allocation	Expenditure			
Implementation Period	Development Partner	A) Total B) Taka C) PA D) RPA	A) Total B) Taka C) PA D) RPA E) CDVAT	A) Total B) Taka C) PA D) RPA E) CDVAT	% of Allocation			
1	2	3	4	5	6	7	8	9

**Ministry of Railway**  
**Bangladesh Railway**

1,321	5131-9050	Bangladesh Railway Sector Improvement Projects -- Reforms of Bangladesh Railway Component.	31,482.07 7,828.48 23,653.59 0.00	2,000.00 500.00 1,500.00 0.00	1,746.48 254.88 1,491.60 0.00	87.32 % 50.98 % 99.44 % 0.00 %	5.88 % 4.91 %	21,775.74 17,143.79 69.17 % 72.48 %	91.55%
1-Jul-06	to 30-Jun-17	ADB		206.00	0.00	0.00 %		Taka Release : 735.25 % of Allocation : 147.05 %	
1,322	5131-9040	Bangladesh Railway Sector Improvement Project - Construction of Double line Track from Tongi to Bhairabazar including Signalling (2nd Revised) Component.	221,261.37 38,952.53 182,308.84 0.00	17,493.00 1,478.00 16,015.00 0.00	17,266.72 1,467.91 15,798.81 0.00	98.71 % 99.32 % 98.65 % 0.00 %	8.00 % 8.00 %	216,486.70 181,394.94 97.84 % 99.50 %	100.00%
1-Jul-06	to 30-Jun-17	ADB		0.00	0.00	0.00 %		Taka Release : 1,478.00 % of Allocation : 100.00 %	
1,323	5131-5021	Technical Assistance for Institutional Support of Bangladesh Railway.	1,536.62 216.01 1,320.61 0.00	25.00 5.00 20.00 0.00	23.12 3.12 20.00 0.00	92.48 % 62.40 % 100.00 % 0.00 %	3.25 % 2.71 %	1,384.97 1,260.75 90.13 % 95.47 %	89.05%
1-Jul-07	to 31-Dec-16	ADB		0.00	0.00	0.00 %		Taka Release : 5.00 % of Allocation : 100.00 %	

## Project-wise Implementation Status of the project under Ministry of Railway

Reporting Period: July 2015 To June 2016

RADP:2015-16

(Taka in Lakh)

SI No.	Ministry/Division Name Agency Name Project Code and Name		Project Cost	Target and Progress			Cumulative Progress upto Reporting Period		
				Financial		Physical (% of Total Project) A) Target B) Progress	Fin. Total PA (% of Projects Cost)	Physical Progress in %	
				Allocation	Expenditure				
Implementation Period	Development Partner	A) Total B) Taka C) PA D) RPA	A) Total B) Taka C) PA D) RPA E) CDVAT	A) Total B) Taka C) PA D) RPA E) CDVAT	% of Allocation				
1	2	3	4	5	6	7	8	9	
1,324	5131-6536	Remodeling of Khulna Railway Station & Yard and development of operational facilities of Benapole Railway Station.	7,578.32 7,578.32 0.00	2,800.00 2,800.00 0.00	2,799.72 2,799.72 0.00	99.99 % 99.99 % 0.00 %	40.00 % 41.09 % 65.92 % 0.00 %	4,995.63 0.00 65.92 % 0.00 %	71.05%
1-Jul-07 to 30-Jun-16	Non-Donor Project		0.00	0.00	0.00	0.00 %			
				0.00	0.00	0.00 %	<b>Taka Release :</b> <b>% of Allocation :</b>	2,800.00 100.00 %	
1,325	5131-6538	Dhaka-Chittagong Railway Developmet Project--Improvement of Pahartali Workshop Part.	21,788.70 21,788.70 0.00	4,610.00 4,610.00 0.00	4,596.98 4,596.98 0.00	99.72 % 99.72 % 0.00 %	21.15 % 21.10 % 0.00 %	4,601.08 0.00 21.12 % 0.00 %	21.12%
1-Jul-07 to 30-Jun-17	DRGA, CF		0.00	0.00	0.00	0.00 %			
				0.00	0.00	0.00 %	<b>Taka Release :</b> <b>% of Allocation :</b>	4,609.60 99.99 %	
1,326	5131-6539	Dhaka-Chittagong Railway Development Project--Procurement of 11 Nos. MG Locomotive Component.	48,073.15 14,535.87 33,537.28 0.00	97.00 22.00 75.00 0.00	93.42 21.30 72.12 0.00	96.31 % 96.82 % 96.16 % 0.00 %	16.80 % 16.80 % 83.53 % 93.06 %	40,153.71 31,211.34 83.53 % 93.06 %	100.00%
1-Jul-07 to 30-Jun-16	JBIC		0.00	0.00	0.00	0.00 %			
				0.00	0.00	0.00 %	<b>Taka Release :</b> <b>% of Allocation :</b>	21.50 97.73 %	

## Project-wise Implementation Status of the project under Ministry of Railway

Reporting Period: July 2015 To June 2016

RADP:2015-16

(Taka in Lakh)

SI No.	Ministry/Division Name Agency Name Project Code and Name		Project Cost	Target and Progress			Cumulative Progress upto Reporting Period		
				Financial		Physical (% of Total Project) A) Target B) Progress	Fin. Total PA (% of Projects Cost)	Physical Progress in %	
				Allocation	Expenditure				
Implementation Period	Development Partner	A) Total B) Taka C) PA D) RPA	A) Total B) Taka C) PA D) RPA E) CDVAT	A) Total B) Taka C) PA D) RPA E) CDVAT	% of Allocation				
1	2	3	4	5	6	7	8	9	
1,327	5131-6540	Dhaka-Chittagong Railway Development Project--Consulting Engineering Services for Dhaka-Chittagong Railway Development Project and Skill Development Program.	17,091.04	810.00	596.50	73.64 %	0.05 %	15,035.50	80.84 %
			3,235.10	197.00	196.59	99.79 %	0.05 %	11,827.10	
			13,855.94	613.00	399.91	65.24 %		87.97 %	
1-Jul-07 to 31-Dec-16	JBIC		3,860.46	355.00	260.91	73.50 %		85.36 %	
				0.00	0.00	0.00 %			
							<b>Taka Release :</b>	197.00	
							<b>% of Allocation :</b>	100.00 %	
1,328	5131-7206	Technical Assistance for feasibility study, Safeguard Policy Study, Detailed engineering design & Tendering Services for Project under World Bank funding for BR.	1,382.00	1.00	0.00	0.00 %	0.00 %	2.11	0.00 %
			160.00	1.00	0.00	0.00 %	0.00 %	0.00	
			1,222.00	0.00	0.00	0.00 %		0.15 %	
1-May-07 to 30-Jun-13	World Bank		0.00	0.00	0.00	0.00 %		0.00 %	
				0.00	0.00	0.00 %			
							<b>Taka Release :</b>	0.00	
							<b>% of Allocation :</b>	0.00 %	
1,329	5131-7205	Technical Assistance for Project Preparation Towards Implementation of 'Export Infrastructure Development Project' under World Bank (WB) Financing.	1,102.46	1.00	0.00	0.00 %	0.00 %	7.35	0.00 %
			91.22	1.00	0.00	0.00 %	0.00 %	0.00	
			1,011.24	0.00	0.00	0.00 %		0.67 %	
1-Jul-08 to 30-Jun-12	World Bank		0.00	0.00	0.00	0.00 %		0.00 %	
				0.00	0.00	0.00 %			
							<b>Taka Release :</b>	0.00	
							<b>% of Allocation :</b>	0.00 %	

## Project-wise Implementation Status of the project under Ministry of Railway

Reporting Period: July 2015 To June 2016

RADP:2015-16

(Taka in Lakh)

SI No.	Ministry/Division Name Agency Name Project Code and Name		Project Cost	Target and Progress			Cumulative Progress upto Reporting Period		
				Financial		Physical (% of Total Project) A) Target B) Progress	Fin. Total PA (% of Projects Cost)	Physical Progress in %	
				Allocation	Expenditure				
Implementation Period	Development Partner	A) Total B) Taka C) PA D) RPA	A) Total B) Taka C) PA D) RPA E) CDVAT	A) Total B) Taka C) PA D) RPA E) CDVAT	% of Allocation				
1	2	3	4	5	6	7	8	9	
1,330	5131-6610	Conversion of MG track into Dual Gauge on Parbatipur- Kanchan- Panchaghar & Kanchan- Birol Section and MG track into B.G. Biral Station- Birol Border Section of BR.	106,415.28 106,415.28 0.00	6,500.00 6,500.00 0.00	6,500.00 6,500.00 0.00	100.00 % 100.00 % 0.00 %	6.84 % 5.12 % 0.00 %	99,913.08 0.00 93.89 % 0.00 %	98.28 %
1-Feb-09 to 30-Jun-16	JDCF		0.00	0.00	0.00	0.00 %			
				0.00	0.00	0.00 %		Taka Release : 6,500.00 % of Allocation : 100.00 %	
1,331	5131-6640	Dhaka-Chittagong Railway Development Project --Track Doubling between Laksham and Chinki - Astana 1st Revised Component.	173,186.49 119,904.56 53,281.93 0.00	9,958.00 9,958.00 0.00	9,693.83 9,693.83 0.00	97.35 % 97.35 % 0.00 %	0.00 % 0.00 % 0.00 %	172,125.02 52,764.19 99.39 % 99.03 %	100.00 %
1-Jul-07 to 30-Jun-16	JBIC		0.00	0.00	0.00	0.00 %			
				0.00	0.00	0.00 %		Taka Release : 9,957.66 % of Allocation : 100.00 %	
1,332	5131-5330	Export Infrastructure Development Project	114,043.35 28,980.43 85,062.92 0.00	1.00 1.00 0.00	0.00 0.00 0.00	0.00 % 0.00 % 0.00 %	0.00 % 0.00 % 0.00 %	0.00 0.00 0.00 % 0.00 %	0.00 %
1-Jul-09 to 31-Dec-13	World Bank		0.00	0.00	0.00	0.00 %			
				0.00	0.00	0.00 %		Taka Release : 0.00 % of Allocation : 0.00 %	

## Project-wise Implementation Status of the project under Ministry of Railway

Reporting Period: July 2015 To June 2016

RADP:2015-16

(Taka in Lakh)

SI No.	Ministry/Division Name Agency Name Project Code and Name		Project Cost	Target and Progress			Cumulative Progress upto Reporting Period		
				Financial		Physical (% of Total Project) A) Target B) Progress	Fin. Total PA (% of Projects Cost)	Physical Progress in %	
				Allocation	Expenditure				
Implementation Period	Development Partner	A) Total B) Taka C) PA D) RPA	A) Total B) Taka C) PA D) RPA E) CDVAT	A) Total B) Taka C) PA D) RPA E) CDVAT	% of Allocation				
1	2	3	4	5	6	7	8	9	
1,333	5131-5340	Balance Work of Bangladesh Railway Main line Section Rehabilitation (West Zone) Project.	14,987.32 14,987.32 0.00	416.00 416.00 0.00	443.59 443.59 0.00	106.63 % 106.63 % 0.00 %	4.26 % 2.75 % 0.00 %	14,019.62 0.00 93.54 % 0.00 %	98.50 %
1-Jul-09 to 31-Dec-15	Non-Donor Project		0.00	0.00	0.00	0.00 %			
				0.00	0.00	0.00 %	<b>Taka Release :</b> <b>% of Allocation :</b>	688.50 165.50 %	
1,334	5131-5350	Modernization of Saidpur Railway Workshop	15,699.88 15,699.88 0.00	99.00 99.00 0.00	64.49 64.49 0.00	65.14 % 65.14 % 0.00 %	8.00 % 7.00 % 0.00 %	15,320.82 0.00 97.59 % 0.00 %	99.00 %
1-Mar-09 to 31-Dec-15	JDCF		0.00	0.00	0.00	0.00 %			
				0.00	0.00	0.00 %	<b>Taka Release :</b> <b>% of Allocation :</b>	96.50 97.47 %	
1,335	5131-5100	Construction and Rehabilitation of Pachuria-Faridpur-Bhanga Railway.	29,216.32 29,216.32 0.00	1,300.00 1,300.00 0.00	1,298.17 1,298.17 0.00	99.86 % 99.86 % 0.00 %	9.81 % 5.00 % 0.00 %	27,632.67 0.00 94.58 % 0.00 %	95.19 %
1-Jul-10 to 30-Jun-16	Non-Donor Project		0.00	0.00	0.00	0.00 %			
				0.00	0.00	0.00 %	<b>Taka Release :</b> <b>% of Allocation :</b>	1,689.50 129.96 %	

## Project-wise Implementation Status of the project under Ministry of Railway

Reporting Period: July 2015 To June 2016

RADP:2015-16

(Taka in Lakh)

SI No.	Ministry/Division Name Agency Name Project Code and Name		Project Cost	Target and Progress			Cumulative Progress upto Reporting Period		
				Financial		Physical (% of Total Project) A) Target B) Progress	Fin. Total PA (% of Projects Cost)	Physical Progress in %	
				Allocation	Expenditure				
Implementation Period	Development Partner	A) Total B) Taka C) PA D) RPA	A) Total B) Taka C) PA D) RPA E) CDVAT	A) Total B) Taka C) PA D) RPA E) CDVAT	% of Allocation				
1	2	3	4	5	6	7	8	9	
1,336	5131-5200 Construction of Single line MG Railway Track from Dohazari-Ramu-Cox's Bazar and Ramu to Gundum near Mayanmar .		1,803,447.50 491,906.64 1,311,540.86	95,064.00 95,064.00 0.00	95,063.54 95,063.54 0.00	100.00 % 100.00 % 0.00 %	4.91 % 2.10 % 7.01 %	126,361.77 0.00 0.00	19.00 %
1-Jul-10 to 30-Jun-22	ADB		0.00	0.00	0.00	0.00 %			
				0.00	0.00	0.00 %			
							Taka Release : % of Allocation :	95,064.00 100.00 %	
1,337	5131-5300 Procurement of 125 nos. BG Coaches for Bangladesh Railway.		35,325.32 10,813.47 24,511.85	1.00 1.00 0.00	0.00 0.00 0.00	0.00 % 0.00 % 0.00 %	2.48 % 2.48 %	0.00 0.00 0.00	2.48 %
1-Aug-10 to 30-Jun-13	India		0.00	0.00	0.00	0.00 %			
				0.00	0.00	0.00 %			
							Taka Release : % of Allocation :	0.00 0.00 %	
1,338	5131-5400 Rehabilitation of Kalukhali-Bhatiapara Section and Construction of Kashiani-Gopalgonj- Tungipara New Rail Line.		202,372.63 202,372.63 0.00	34,000.00 34,000.00 0.00	34,000.00 34,000.00 0.00	100.00 % 100.00 % 0.00 %	24.00 % 17.62 %	107,354.84 0.00 53.05 %	54.86 %
1-Oct-10 to 31-Dec-17	Non-Donor Project		0.00	0.00	0.00	0.00 %			
				0.00	0.00	0.00 %			
							Taka Release : % of Allocation :	34,000.00 100.00 %	

## Project-wise Implementation Status of the project under Ministry of Railway

Reporting Period: July 2015 To June 2016

RADP:2015-16

(Taka in Lakh)

SI No.	Ministry/Division Name Agency Name Project Code and Name		Project Cost	Target and Progress			Cumulative Progress upto Reporting Period		
				Financial		Physical (% of Total Project) A) Target B) Progress	Fin. Total PA (% of Projects Cost)	Physical Progress in %	
				Allocation	Expenditure				
Implementation Period	Development Partner	A) Total B) Taka C) PA D) RPA	A) Total B) Taka C) PA D) RPA E) CDVAT	A) Total B) Taka C) PA D) RPA E) CDVAT	% of Allocation				
1	2	3	4	5	6	7	8	9	
1,339	5131-5500	Construction of New Railway Line from Ishwardi to Dhalarchar Via Pabna.	143,602.67 143,602.67 0.00 0.00	32,014.00 32,014.00 0.00 0.00	32,014.00 32,014.00 0.00 0.00	100.00 % 100.00 % 0.00 % 0.00 %	22.00 % 23.25 % 0.00 % 0.00 %	95,042.75 0.00 66.18 % 0.00 %	68.84 %
1-Oct-10 to 31-Dec-16	Non-Donor Project		0.00	0.00	0.00	0.00 %			
				0.00	0.00	0.00 %	<b>Taka Release :</b> <b>% of Allocation :</b>	32,014.00 100.00 %	
1,340	5131-5530	Rehabilitation of Laksam-Chandpur Section of Bangladesh Railway.	17,027.45 17,027.45 0.00 0.00	3,200.00 3,200.00 0.00 0.00	3,179.93 3,179.93 0.00 0.00	99.37 % 99.37 % 0.00 % 0.00 %	30.00 % 8.00 % 0.00 % 0.00 %	13,488.18 0.00 79.21 % 0.00 %	77.50 %
1-Jan-11 to 30-Jun-17	Non-Donor Project		0.00	0.00	0.00	0.00 %			
				255.00	253.00	99.22 %	<b>Taka Release :</b> <b>% of Allocation :</b>	3,200.00 100.00 %	
1,341	5131-5540	Construction of 2nd Bhairab and 2nd Titas Bridges with Approach Rail Lines.	95,920.00 13,300.00 82,620.00 0.00	38,240.00 3,240.00 35,000.00 0.00	24,131.43 2,862.52 21,268.91 0.00	63.11 % 88.35 % 60.77 % 0.00 %	47.24 % 30.47 % 66.59 % 73.00 %	63,868.96 60,310.60 66.59 % 73.00 %	78.50 %
1-Nov-10 to 31-Dec-16	India		0.00	0.00	0.00	0.00 %			
				2,500.00	2,500.00	100.00 %	<b>Taka Release :</b> <b>% of Allocation :</b>	3,240.00 100.00 %	



## Project-wise Implementation Status of the project under Ministry of Railway

Reporting Period: July 2015 To June 2016

RADP:2015-16

(Taka in Lakh)

SI No.	Ministry/Division Name Agency Name Project Code and Name		Project Cost	Target and Progress			Cumulative Progress upto Reporting Period		
				Financial		Physical (% of Total Project) A) Target B) Progress	Fin. Total PA (% of Projects Cost)	Physical Progress in %	
				Allocation	Expenditure				
Implementation Period	Development Partner	A) Total B) Taka C) PA D) RPA	A) Total B) Taka C) PA D) RPA E) CDVAT	A) Total B) Taka C) PA D) RPA E) CDVAT	% of Allocation				
1	2	3	4	5	6	7	8	9	
1,342	5131-5550	Procurement of 150 nos. MG Passenger Carriages.	55,631.15 15,865.02 39,766.13 0.00	1.00 1.00 0.00 0.00	0.00 0.00 0.00 0.00	0.00 % 0.00 % 0.00 % 0.00 %	0.00 % 0.00 % 0.00 % 0.00 %	2.70 0.00 0.00 % 0.00 %	0.00 %
1-Dec-10 to 30-Jun-12	India		0.00	0.00	0.00	0.00 %			
				0.00	0.00	0.00 %	<b>Taka Release :</b>	0.00	
						0.00 %	<b>% of Allocation :</b>	0.00 %	
1,343	5131-5560	Construction of Khulna-Mongla Port Rail Link Including Feasibility Study.	380,162.48 143,026.49 237,135.99 0.00	52,553.00 22,553.00 30,000.00 0.00	44,979.95 22,549.06 22,430.89 0.00	85.59 % 99.98 % 74.77 % 0.00 %	16.00 % 5.50 % 30.07 % 38.44 %	114,313.10 91,152.22 30.07 % 38.44 %	23.50 %
1-Dec-10 to 30-Jun-18	India		0.00	0.00	0.00	0.00 %			
				0.00	0.00	0.00 %	<b>Taka Release :</b>	30,097.00	
						0.00 %	<b>% of Allocation :</b>	133.45 %	
1,344	5131-5580	Procurement of 264 nos. MG Passenger Carriages & 2 nos. BG Inspection Car.	98,324.80 29,483.30 68,841.50 0.00	1.00 1.00 0.00 0.00	0.00 0.00 0.00 0.00	0.00 % 0.00 % 0.00 % 0.00 %	0.00 % 0.00 % 0.00 % 0.00 %	3.03 0.00 0.00 % 0.00 %	0.00 %
1-Dec-10 to 31-Dec-12	India		0.00	0.00	0.00	0.00 %			
				0.00	0.00	0.00 %	<b>Taka Release :</b>	0.00	
						0.00 %	<b>% of Allocation :</b>	0.00 %	

## Project-wise Implementation Status of the project under Ministry of Railway

Reporting Period: July 2015 To June 2016

RADP:2015-16

(Taka in Lakh)

SI No.	Ministry/Division Name Agency Name Project Code and Name		Project Cost	Target and Progress			Cumulative Progress upto Reporting Period		
				Financial		Physical (% of Total Project) A) Target B) Progress	Fin. Total PA (% of Projects Cost)	Physical Progress in %	
				Allocation	Expenditure				
Implementation Period	Development Partner	A) Total B) Taka C) PA D) RPA	A) Total B) Taka C) PA D) RPA E) CDVAT	A) Total B) Taka C) PA D) RPA E) CDVAT	% of Allocation				
1	2	3	4	5	6	7	8	9	
1,345	5131-5700	Rehabilitation of Sholoshahar-Dohazari and Fateabad-Nazirhat Section of Bangladesh Railway.	23,236.61 23,236.61 0.00	1,700.00 1,700.00 0.00	1,699.95 1,699.95 0.00	100.00 % 100.00 % 0.00 %	15.00 % 6.30 % 0.00 %	14,983.65 0.00 64.48 % 0.00 %	91.30 %
1-Jan-11 to 30-Jun-17	Non-Donor Project		0.00	0.00	0.00	0.00 %			
			0.00	0.00	0.00	0.00 %		Taka Release : 1,998.50 % of Allocation : 117.56 %	
1,346	5131-5590	Procurement of 30 Nos. BG Gauge Electric Locomotives.	55,006.53 15,246.97 39,759.56 0.00	117.00 14.00 103.00 0.00	110.21 7.21 103.00 0.00	94.20 % 51.50 % 100.00 % 0.00 %	0.00 % 0.00 %	52,156.51 39,759.58 94.82 % 100.00 %	100.00 %
1-Dec-10 to 30-Jun-16	India		0.00	0.00	0.00	0.00 %			
			0.00	0.00	0.00	0.00 %		Taka Release : 10.50 % of Allocation : 75.00 %	
1,347	5131-5710	Collection of BG Diesel Electric Multiple Unit (DEMU) for Bangladesh Railway.	33,132.42 10,046.00 23,086.42 0.00	1.00 1.00 0.00 0.00	0.00 0.00 0.00 0.00	0.00 % 0.00 % 0.00 % 0.00 %	0.00 % 0.00 %	0.67 0.00 0.00 % 0.00 %	0.00 %
1-Dec-10 to 30-Jun-15	India		0.00	0.00	0.00	0.00 %			
			0.00	0.00	0.00	0.00 %		Taka Release : 0.00 % of Allocation : 0.00 %	

## Project-wise Implementation Status of the project under Ministry of Railway

Reporting Period: July 2015 To June 2016

RADP:2015-16

(Taka in Lakh)

SI No.	Ministry/Division Name Agency Name Project Code and Name		Project Cost	Target and Progress			Cumulative Progress upto Reporting Period		
				Financial		Physical (% of Total Project) A) Target B) Progress	Fin. Total PA (% of Projects Cost)	Physical Progress in %	
				Allocation	Expenditure				
1	2	3	4	5	6	7	8	9	
1,348	5131-5131	Technical Assistance for Sub-regional Rail Transport Project Preparatory Facilities.	18,739.75 6,723.00 12,016.75	8,356.00 3,970.00 4,386.00	8,306.80 3,922.12 4,384.68	99.41 % 98.79 % 99.97 %	8.00 % 7.70 %	18,133.81 11,672.88 96.77 % 97.14 %	99.70 %
1-Jan-11 to 30-Jun-16	ADB		0.00	0.00 0.00	0.00 0.00	0.00 % 0.00 %	Taka Release : 3,970.00 % of Allocation : 100.00 %		
1,349	5131-6020	Rehabilitation of Kulaura-Shahbazpur Section of Bangladesh Railway.	67,851.00 12,252.00 55,599.00	667.00 53.00 614.00	154.89 48.07 106.82	23.22 % 90.70 % 17.40 %	10.00 % 2.50 %	154.89 106.82 0.23 % 0.19 %	2.50 %
1-Jul-11 to 30-Jun-17	Non-Donor Project		0.00	400.00 0.00	59.91 0.00	14.98 % 0.00 %	Taka Release : 55.50 % of Allocation : 104.72 %		
1,350	5131-6040	Procurement of 70 Nos. MG Diesel Electric (DE) Locomotives for Bangladesh Railway.	194,589.48 194,589.48	51.00 51.00	5,131.00 5,131.00	10,060.78 % 10,060.78 %	0.50 % 0.50 %	5,292.74 0.00 2.72 % 0.00 %	0.50 %
1-Jul-11 to 30-Jun-17	Non-Donor Project		0.00	0.00 0.00	0.00 0.00	0.00 % 0.00 %	Taka Release : 51.00 % of Allocation : 100.00 %		

## Project-wise Implementation Status of the project under Ministry of Railway

Reporting Period: July 2015 To June 2016

RADP:2015-16

(Taka in Lakh)

SI No.	Ministry/Division Name Agency Name Project Code and Name		Project Cost	Target and Progress			Cumulative Progress upto Reporting Period		
				Financial		Physical (% of Total Project) A) Target B) Progress	Fin. Total PA (% of Projects Cost)	Physical Progress in %	
				Allocation	Expenditure				
Implementation Period	Development Partner	A) Total B) Taka C) PA D) RPA	A) Total B) Taka C) PA D) RPA E) CDVAT	A) Total B) Taka C) PA D) RPA E) CDVAT	% of Allocation				
1	2	3	4	5	6	7	8	9	
1,351	5131-5010	Sector Development Bangladesh Railway under ADB's 2nd PFR (Rehabilitation of Yards and extension of loops at different stations in Darshana-Ishwardi-Sirajgonj Section).	7,677.38 1,583.63 6,093.75	951.00 1.00 950.00	950.00 0.00 950.00	99.89 % 0.00 % 100.00 %	28.08 % 11.50 % 73.69 % 92.75 %	5,657.50 5,651.80 73.69 % 92.75 %	83.42 %
1-Jul-12 to 30-Jun-16	ADB		0.00	0.00	0.00	0.00 %			
				0.00	0.00	0.00 %	<b>Taka Release :</b> <b>% of Allocation :</b>	0.00 0.00 %	
1,352	5131-5011	Sector Development Bangladesh Railway under ADB's 2nd PFR (Upgrading of Signalling at 11 Stations between Ishwardi-Darshana).	17,603.87 4,197.62 13,406.25	2,430.00 30.00 2,400.00	2,454.43 29.61 2,424.82	101.01 % 98.70 % 101.03 %	40.00 % 40.00 % 27.86 % 26.05 %	4,905.23 3,491.92 27.86 % 26.05 %	51.50 %
1-Jul-12 to 30-Jun-16	ADB		0.00	0.00	0.00	0.00 %			
				0.00	0.00	0.00 %	<b>Taka Release :</b> <b>% of Allocation :</b>	133.25 444.17 %	
1,353	5131-5012	Sector Development Bangladesh Railway under ADB's 2nd PFR (Technical Assistance for Supervision Consultancy Services).	3,146.36 776.06 2,370.30	1,095.00 200.00 895.00	690.18 200.00 490.18	63.03 % 100.00 % 54.77 %	25.00 % 30.00 % 34.62 % 33.76 %	1,089.22 800.23 34.62 % 33.76 %	65.00 %
1-Jul-12 to 30-Jun-16	ADB		0.00	0.00	0.00	0.00 %			
				0.00	0.00	0.00 %	<b>Taka Release :</b> <b>% of Allocation :</b>	200.00 100.00 %	

## Project-wise Implementation Status of the project under Ministry of Railway

Reporting Period: July 2015 To June 2016

RADP:2015-16

(Taka in Lakh)

SI No.	Ministry/Division Name Agency Name Project Code and Name		Project Cost	Target and Progress			Cumulative Progress upto Reporting Period		
				Financial		Physical (% of Total Project) A) Target B) Progress	Fin. Total PA (% of Projects Cost)	Physical Progress in %	
				Allocation	Expenditure				
Implementation Period	Development Partner	A) Total B) Taka C) PA D) RPA	A) Total B) Taka C) PA D) RPA E) CDVAT	A) Total B) Taka C) PA D) RPA E) CDVAT	% of Allocation				
1	2	3	4	5	6	7	8	9	
1,354	5131-5013	Replacement and Modernization of the Existing Railway Signalling System at 11 Stations of Chinki Astana-Chittagong Section of Bangladesh Railway in East Zone.	22,468.00	3,646.00	3,999.85	109.71 %	15.00 %	4,616.21	19.18 %
			4,427.69	1,216.00	1,209.70	99.48 %	15.68 %	3,256.69	
			18,040.31	2,430.00	2,790.15	114.82 %		20.55 %	
1-Jul-12 to 31-Dec-17	EDCF		0.00	0.00	0.00	0.00 %			
				800.00	800.00	100.00 %		Taka Release : 1,216.00	
								% of Allocation : 100.00 %	
1,355	5131-5015	Construction of 3rd and 4th Dual Gauge Line of Dhaka-Tongi Section and Dual Gauge Double Line in Tongi-Joydevpur Section of Bangladesh Railway.	110,680.08	631.00	146.94	23.29 %	37.00 %	147.66	2.50 %
			20,416.67	52.00	45.81	88.10 %	2.50 %	101.13	
			90,263.41	579.00	101.13	17.47 %		0.13 %	
1-Jul-12 to 31-Dec-16	India		38,611.06	305.00	52.52	17.22 %		0.11 %	
				0.00	0.00	0.00 %		Taka Release : 52.00	
								% of Allocation : 100.00 %	
1,356	5131-5014	Thorough renewal of WORN-OUT RAILS and allied works in Chinki Astana-Ashuganj Section of Bangladesh Railway.	29,736.09	5,873.00	5,872.98	100.00 %	20.00 %	29,441.16	94.00 %
			29,736.09	5,873.00	5,872.98	100.00 %	14.00 %	0.00	
			0.00	0.00	0.00	0.00 %		99.01 %	
1-Jul-12 to 30-Jun-16	Non-Donor Project		0.00	0.00	0.00	0.00 %		0.00 %	
				0.00	0.00	0.00 %		Taka Release : 5,873.00	
								% of Allocation : 100.00 %	

## Project-wise Implementation Status of the project under Ministry of Railway

Reporting Period: July 2015 To June 2016

RADP:2015-16

(Taka in Lakh)

SI No.	Ministry/Division Name Agency Name Project Code and Name		Project Cost	Target and Progress			Cumulative Progress upto Reporting Period		
				Financial		Physical (% of Total Project) A) Target B) Progress	Fin. Total PA (% of Projects Cost)	Physical Progress in %	
				Allocation	Expenditure				
Implementation Period	Development Partner	A) Total B) Taka C) PA D) RPA	A) Total B) Taka C) PA D) RPA E) CDVAT	A) Total B) Taka C) PA D) RPA E) CDVAT	% of Allocation				
1	2	3	4	5	6	7	8	9	
1,357	5131-5017	Replacement and Modernization of Signalling System of 3 Stations between Ashugonj-Akhaura Section of B.R. in East Zone.	3,977.98	411.00	310.77	75.61 %	10.33 %	319.49	8.02%
			996.95	311.00	310.77	99.93 %	7.81 %	0.00	
			2,981.03	100.00	0.00	0.00 %		8.03 %	
			2,477.11	0.00	0.00	0.00 %		0.00 %	
1-Sep-13 to 30-Jun-16	India			300.00	300.00	100.00 %			
								Taka Release : 311.00	
								% of Allocation : 100.00 %	
1,358	5131-5016	Procurement of 100 nos. MG & 50 nos. BG Coaches of Bangladesh Railway.	113,026.85	40,192.00	30,282.01	75.34 %	45.00 %	30,837.84	45.00%
			33,681.79	11,534.00	11,517.19	99.85 %	45.00 %	18,764.82	
			79,345.06	28,658.00	18,764.82	65.48 %		27.28 %	
			0.00	0.00	0.00	0.00 %		23.65 %	
1-Jul-13 to 30-Jun-17	ADB			11,400.00	11,400.00	100.00 %			
								Taka Release : 11,534.00	
								% of Allocation : 100.00 %	
1,359	5131-5018	Expansion of existing Computer Based interlocking Colour light signalling system to the newly constructed third line at four stations of Ishwardi-Joydevpur Section in West Zone of B.R.	2,139.38	4.00	2.68	67.00 %	0.18 %	9.36	0.43%
			2,139.38	4.00	2.68	67.00 %	0.12 %	0.00	
			0.00	0.00	0.00	0.00 %		0.44 %	
			0.00	0.00	0.00	0.00 %		0.00 %	
1-Jul-14 to 30-Jun-16	Non-Donor Project			0.00	0.00	0.00 %			
				0.00	0.00	0.00 %		Taka Release : 3.10	
								% of Allocation : 77.50 %	

## Project-wise Implementation Status of the project under Ministry of Railway

Reporting Period: July 2015 To June 2016

RADP:2015-16

(Taka in Lakh)

SI No.	Ministry/Division Name Agency Name Project Code and Name		Project Cost	Target and Progress			Cumulative Progress upto Reporting Period		
				Financial		Physical (% of Total Project) A) Target B) Progress	Fin. Total PA (% of Projects Cost)	Physical Progress in %	
				Allocation	Expenditure				
1	2	3	4	5	6	7	8	9	
1,360	5131-5020	Construction of Dual Gauge Double Rail Line and Conversion of existing rail line into Dual Gauge between Akhaura and Laksam.	650,454.50	43,558.00	36,125.67	82.94 %	15.00 %	48,627.63	18.00 %
			102,666.22	1,158.00	1,144.83	98.86 %	15.00 %	34,980.84	
			547,788.28	42,400.00	34,980.84	82.50 %		7.48 %	
1-Jul-14	to 30-Jun-20	ADB, EIB	0.00	8,000.00	0.00	0.00 %		6.39 %	
				0.00	0.00	0.00 %			
							<b>Taka Release :</b>	2,687.50	
							<b>% of Allocation :</b>	232.08 %	
1,361	5131-5019	Procurement of 120 nos Broad Gauge Passenger Carriages for Bangladesh Railway.	97,596.64	46,250.00	46,699.17	100.97 %	50.00 %	53,356.21	50.00 %
			26,533.64	20,226.00	20,159.28	99.67 %	50.00 %	32,545.89	
			71,063.00	26,024.00	26,539.89	101.98 %		54.67 %	
1-Jul-14	to 31-Dec-17	India	0.00	0.00	0.00	0.00 %		45.80 %	
				20,000.00	20,000.00	100.00 %			
							<b>Taka Release :</b>	20,221.50	
							<b>% of Allocation :</b>	99.98 %	
1,362	5131-5023	Construction of a Dual Gauge Line parallel to the Existing Meter Gauge Line in Dhaka-Narayangonj Section.	37,865.57	51.00	50.29	98.61 %	2.00 %	50.29	2.00 %
			37,865.57	51.00	50.29	98.61 %	2.00 %	0.00	
			0.00	0.00	0.00	0.00 %		0.13 %	
1-Jul-14	to 30-Jun-17	DRGA, CF	0.00	0.00	0.00	0.00 %		0.00 %	
				0.00	0.00	0.00 %			
							<b>Taka Release :</b>	1,004.00	
							<b>% of Allocation :</b>	1,968.63 %	

## Project-wise Implementation Status of the project under Ministry of Railway

Reporting Period: July 2015 To June 2016

RADP:2015-16

(Taka in Lakh)

SI No.	Ministry/Division Name Agency Name Project Code and Name		Project Cost	Target and Progress			Cumulative Progress upto Reporting Period		
				Financial		Physical (% of Total Project) A) Target B) Progress	Fin. Total PA (% of Projects Cost)	Physical Progress in %	
				Allocation	Expenditure				
Implementation Period	Development Partner	A) Total B) Taka C) PA D) RPA	A) Total B) Taka C) PA D) RPA E) CDVAT	A) Total B) Taka C) PA D) RPA E) CDVAT	% of Allocation	A) Target B) Progress	Fin. Total PA (% of Projects Cost)	Physical Progress in %	
1	2	3	4	5	6	7	8	9	
1,363	5131-5024	Construction of Amnura bypass Railway line.	2,116.71 2,116.71 0.00	900.00 900.00 0.00	899.00 899.00 0.00	99.89 % 99.89 % 0.00 %	50.00 % 54.00 % 0.00 %	899.00 0.00 42.47 % 0.00 %	54.00 %
1-Jan-15 to 30-Jun-17	Non-Donor Project		0.00	0.00	0.00	0.00 %			
				0.00	0.00	0.00 %		Taka Release : 900.00 % of Allocation : 100.00 %	
1,364	5131-5025	Rehabilitation of 50 nos MG and 50 nos BG Passenger Coaches.	7,181.36 7,181.36 0.00	3,200.00 3,200.00 0.00	3,005.94 3,005.94 0.00	93.94 % 93.94 % 0.00 %	28.00 % 28.00 % 0.00 %	3,011.92 0.00 41.94 % 0.00 %	28.00 %
1-Jul-14 to 30-Jun-17	Non-Donor Project		0.00	0.00	0.00	0.00 %			
				155.00	271.25	175.00 %		Taka Release : 3,200.00 % of Allocation : 100.00 %	
1,365	5131-5022	Technical assistance for SASEC Railway Connectivity Investment Program.	1,544.15 383.00 1,161.15 0.00	210.00 10.00 200.00 44.00	242.74 9.74 233.00 0.00	115.59 % 97.40 % 116.50 % 0.00 %	15.00 % 15.00 % 15.00 % 0.00 %	242.74 233.00 15.72 % 20.07 %	15.00 %
1-Dec-14 to 28-Feb-17	ADB		0.00	0.00	0.00	0.00 %			
				0.00	0.00	0.00 %		Taka Release : 43.00 % of Allocation : 430.00 %	



## Project-wise Implementation Status of the project under Ministry of Railway

Reporting Period: July 2015 To June 2016

RADP:2015-16

(Taka in Lakh)

SI No.	Ministry/Division Name Agency Name Project Code and Name		Project Cost	Target and Progress			Cumulative Progress upto Reporting Period		
				Financial		Physical (% of Total Project) A) Target B) Progress	Fin. Total PA (% of Projects Cost)	Physical Progress in %	
				Allocation	Expenditure				
Implementation Period	Development Partner	A) Total B) Taka C) PA D) RPA	A) Total B) Taka C) PA D) RPA E) CDVAT	A) Total B) Taka C) PA D) RPA E) CDVAT	% of Allocation				
1	2	3	4	5	6	7	8	9	
1,366	5131-5000	Rehabilitation and Improvement of Estarn Gates level Crossings of Bangladesh Railway .	4,934.00 4,934.00 0.00	275.00 275.00 0.00	274.95 274.95 0.00	99.98 % 99.98 % 0.00 %	30.00 % 12.00 % 0.00 %	274.95 0.00 5.57 % 0.00 %	12.00 %
1-Jul-15	to 30-Jun-17	Non-Donor Project	0.00	0.00	0.00	0.00 %			
				0.00	0.00	0.00 %	<b>Taka Release :</b> <b>% of Allocation :</b>	275.00 100.00 %	
1,367	5131-5002	Rehabilitation and Improvement of Western Gates level Crossings of Bangladesh Railway .	4,784.00 4,784.00 0.00	300.00 300.00 0.00	300.00 300.00 0.00	100.00 % 100.00 % 0.00 %	20.00 % 6.48 % 0.00 %	300.00 0.00 6.27 % 0.00 %	6.48 %
1-Jul-15	to 30-Jun-17	Non-Donor Project	0.00	0.00	0.00	0.00 %			
				0.00	0.00	0.00 %	<b>Taka Release :</b> <b>% of Allocation :</b>	300.00 100.00 %	
1,368	5131-5003	Construction of a 'B' class stations for Hi-Tech Park Station in Mirzapur and middle Kaliakair Mowchak Station.	4,859.31 4,859.31 0.00	900.00 900.00 0.00	900.00 900.00 0.00	100.00 % 100.00 % 0.00 %	20.00 % 18.64 % 0.00 %	900.00 0.00 18.52 % 0.00 %	18.64 %
1-Jul-15	to 30-Jun-17	Non-Donor Project	0.00	0.00	0.00	0.00 %			
				0.00	0.00	0.00 %	<b>Taka Release :</b> <b>% of Allocation :</b>	900.00 100.00 %	

## Project-wise Implementation Status of the project under Ministry of Railway

Reporting Period: July 2015 To June 2016

RADP:2015-16

(Taka in Lakh)

SI No.	Ministry/Division Name Agency Name Project Code and Name		Project Cost	Target and Progress			Cumulative Progress upto Reporting Period		
				Financial		Physical (% of Total Project) A) Target B) Progress	Fin. Total PA (% of Projects Cost)	Physical Progress in %	
				Allocation	Expenditure				
Implementation Period	Development Partner	A) Total B) Taka C) PA D) RPA	A) Total B) Taka C) PA D) RPA E) CDVAT	A) Total B) Taka C) PA D) RPA E) CDVAT	% of Allocation				
1	2	3	4	5	6	7	8	9	
1,369	5131-5006	Collection Bangladesh Railway meter gauge and broad gauge passenger carriages.	137,450.00 37,364.00 100,086.00	3.00 3.00 0.00	1.63 1.63 0.00	54.33 % 54.33 % 0.00 %	0.00 % 0.00 % 0.00 %	1.63 0.00 0.00 %	0.00 % 0.00 % 0.00 %
1-Sep-15 to 30-Jun-19	ADB		0.00	0.00	0.00	0.00 %			
							<b>Taka Release :</b>	2.25	
							<b>% of Allocation :</b>	75.00 %	
1,370	5131-5008	Collection of Bangladesh Railway locomotive relief Crane and locomotive Simulator.	73,361.00 20,013.00 53,348.00	3.00 3.00 0.00	2.38 2.38 0.00	79.33 % 79.33 % 0.00 %	0.00 % 0.00 % 0.00 %	2.38 0.00 0.00 %	0.00 % 0.00 % 0.00 %
1-Jul-15 to 30-Jun-19	ADB		0.00	0.00	0.00	0.00 %			
							<b>Taka Release :</b>	3.00	
							<b>% of Allocation :</b>	100.00 %	
1,371	5131-5009	Technical Assistance for Dhaka-Chittagong-Cox's Bazar Rail Project Preparatory Facility	21,264.31 4,929.41 16,334.90	1.00 1.00 0.00	0.00 0.00 0.00	0.00 % 0.00 % 0.00 %	0.00 % 0.00 % 0.00 %	0.00 0.00 0.00 %	0.00 % 0.00 % 0.00 %
1-Jul-15 to 30-Jun-19	ADB		0.00	0.00	0.00	0.00 %			
							<b>Taka Release :</b>	0.00	
							<b>% of Allocation :</b>	0.00 %	

## Project-wise Implementation Status of the project under Ministry of Railway

Reporting Period: July 2015 To June 2016

RADP:2015-16

(Taka in Lakh)

SI No.	Ministry/Division Name Agency Name Project Code and Name		Project Cost	Target and Progress			Cumulative Progress upto Reporting Period		
				Financial		Physical (% of Total Project) A) Target B) Progress	Fin. Total PA (% of Projects Cost)	Physical Progress in %	
				Allocation	Expenditure				
1	2	3	4	5	6	7	8	9	
	Implementation Period	Development Partner	A) Total B) Taka C) PA D) RPA	A) Total B) Taka C) PA D) RPA E) CDVAT	A) Total B) Taka C) PA D) RPA E) CDVAT	% of Allocation			
1,372	5131-5026	Technical Assistance for Capacity Development of Bangladesh Railway for Project Implementation	790.00 12.00 778.00 0.00	1.00 1.00 0.00 0.00	0.00 0.00 0.00 0.00	0.00 % 0.00 % 0.00 % 0.00 %	0.00 % 0.00 % 0.00 % 0.00 %	0.00 0.00 0.00 % 0.00 %	0.00 % 0.00 % 0.00 % 0.00 %
1-Jul-15	to 30-Jun-19	ADB		0.00 0.00	0.00 0.00	0.00 % 0.00 %			
<b>Executing Agency Total</b>			5,383,871.70 2,090,679.85 3,293,191.85 44,948.63	462,962.00 270,000.00 192,962.00 9,104.00 35,616.00	427,106.33 273,754.76 153,351.57 373.34 35,524.25	92.26 % 101.39 % 79.47 % 4.10 % 99.74 %			
<b>Ministry Total</b>			5,383,871.70 2,090,679.85 3,293,191.85 44,948.63	462,962.00 270,000.00 192,962.00 9,104.00 35,616.00	427,106.33 273,754.76 153,351.57 373.34 35,524.25	92.26 % 101.39 % 79.47 % 4.10 % 99.74 %			
								<b>Taka Release :</b> 0.00 <b>% of Allocation :</b> 0.00 %	
								<b>Taka Release :</b> 281,337.61 <b>% of Allocation :</b> 104.20 %	
								<b>Taka Release :</b> 281,337.61 <b>% of Allocation :</b> 104.20 %	

## Project-wise Implementation Status of the project under Ministry of Shipping

Reporting Period: July 2015 To June 2016

RADP:2015-16

(Taka in Lakh)

SI No.	Ministry/Division Name Agency Name Project Code and Name		Project Cost	Target and Progress			Cumulative Progress upto Reporting Period	
				Financial		Physical (% of Total Project) A) Target B) Progress	Fin. Total PA (% of Projects Cost)	Physical Progress in %
				Allocation	Expenditure			
Implementation Period	Development Partner	A) Total B) Taka C) PA D) RPA	A) Total B) Taka C) PA D) RPA E) CDVAT	A) Total B) Taka C) PA D) RPA E) CDVAT	% of Allocation			
1	2	3	4	5	6	7	8	9

**Ministry of Shipping**  
**Ministry's Own**

1,373	5201-5011	Establishment of 4 Marine Academy in Bangladesh (Pathna, Barisal, Sylhet & Rangpur).	48,568.00 48,568.00 0.00 0.00	9,500.00 9,500.00 0.00 0.00	9,405.00 9,405.00 0.00 0.00	99.00 % 99.00 % 0.00 % 0.00 %	20.00 % 20.00 % 36.85 % 0.00 %	17,899.08 0.00 36.85 % 0.00 %	50.00 %
1-Jul-12	to 30-Jun-16	Non-Donor Project						<b>Taka Release :</b> <b>% of Allocation :</b>	9,405.00 99.00 %

1,374	5201-5012	Bangladesh Trade and Transport Facilitation Studies Recipient Executed Trust Fund Project.	4,004.00 35.00 3,969.00 0.00	3,025.00 25.00 3,000.00 3,000.00	2,295.00 3.00 2,292.00 0.00	75.87 % 12.00 % 76.40 % 0.00 %	45.00 % 45.00 % 59.82 % 60.22 %	2,395.00 2,390.00 59.82 % 60.22 %	50.00 %
1-Mar-14	to 28-Dec-16	World Bank						<b>Taka Release :</b> <b>% of Allocation :</b>	3.00 12.00 %

<b>Executing Agency Total</b>			52,572.00	12,525.00	11,700.00	93.41 %		<b>Taka Release :</b>	9,408.00
			48,603.00	9,525.00	9,408.00	98.77 %		<b>% of Allocation :</b>	98.77 %
			3,969.00	3,000.00	2,292.00	76.40 %			
			0.00	3,000.00	0.00	0.00 %			
				0.00	0.00	0.00 %			

**Department of Shipping**

## Project-wise Implementation Status of the project under Ministry of Shipping

Reporting Period: July 2015 To June 2016

RADP:2015-16

(Taka in Lakh)

SI No.	Ministry/Division Name Agency Name Project Code and Name		Project Cost	Target and Progress			Cumulative Progress upto Reporting Period		
				Financial		Physical (% of Total Project) A) Target B) Progress	Fin. Total PA (% of Projects Cost)	Physical Progress in %	
				Allocation	Expenditure				
1	2	3	4	5	6	7	8	9	
1,375	5231-5010	Installation of GADSS & Integrated Maritime Navigation System.	37,100.00	258.00	258.00	100.00 %	0.70 %	920.43	5.00 %
			8,800.00	100.00	100.00	100.00 %	0.70 %	609.02	
			28,300.00	158.00	158.00	100.00 %		2.48 %	
1-Jan-14	to 31-Dec-16	EDCF, South Korea	0.00	0.00	0.00	0.00 %		2.15 %	
				0.00	0.00	0.00 %			
							<b>Taka Release :</b>	100.00	
							<b>% of Allocation :</b>	100.00 %	
1,376	5231-0004	Procurement of an Old Crude Oil Lighterage Tanker accomplished with 1500-2500 didbut.	11,853.00	1.00	0.00	0.00 %	0.00 %	0.00	0.00 %
			11,853.00	1.00	0.00	0.00 %	0.00 %	0.00	
			0.00	0.00	0.00	0.00 %		0.00 %	
			0.00	0.00	0.00	0.00 %		0.00 %	
1-Jan-15	to 30-Jun-20	Non-Donor Project	0.00	0.00	0.00	0.00 %			
				0.00	0.00	0.00 %			
							<b>Taka Release :</b>	0.00	
							<b>% of Allocation :</b>	0.00 %	
<b>Executing Agency Total</b>			48,953.00	259.00	258.00	99.61 %			
			20,653.00	101.00	100.00	99.01 %			
			28,300.00	158.00	158.00	100.00 %			
			0.00	0.00	0.00	0.00 %			
				0.00	0.00	0.00 %			
							<b>Taka Release :</b>	100.00	
							<b>% of Allocation :</b>	99.01 %	

Bangladesh Inland Water Transport Authority (BIWTA)

## Project-wise Implementation Status of the project under Ministry of Shipping

Reporting Period: July 2015 To June 2016

RADP:2015-16

(Taka in Lakh)

SI No.	Ministry/Division Name Agency Name Project Code and Name		Project Cost	Target and Progress			Cumulative Progress upto Reporting Period		
				Financial		Physical (% of Total Project) A) Target B) Progress	Fin. Total PA (% of Projects Cost)	Physical Progress in %	
				Allocation	Expenditure				
Implementation Period	Development Partner	A) Total B) Taka C) PA D) RPA	A) Total B) Taka C) PA D) RPA E) CDVAT	A) Total B) Taka C) PA D) RPA E) CDVAT	% of Allocation				
1	2	3	4	5	6	7	8	9	
1,377	5205-9050	Procurement of 2 Dredgers, Craneboat, Crew House Boat and Tagboat with Accessory Equipment for Navigability of Internal Waterways.	15,128.93 15,128.93 0.00	810.00 810.00 0.00	810.00 810.00 0.00	100.00 % 100.00 % 0.00 %	11.50 % 11.50 % 0.00 %	15,035.00 0.00 99.38 % 0.00 %	100.00 %
1-Jan-09 to 30-Jun-16	Non-Donor Project		0.00	0.00	0.00	0.00 %			
				0.00	0.00	0.00 %		Taka Release : 810.00 % of Allocation : 100.00 %	
1,378	5205-7300	Digging of Madaripur-Charmuguria-Takerhat-Gopalgonj Waterway.	13,967.00 13,967.00 0.00	2,700.00 2,700.00 0.00	2,299.00 2,299.00 0.00	85.15 % 85.15 % 0.00 %	16.46 % 15.70 % 0.00 %	13,169.92 0.00 94.29 % 0.00 %	100.00 %
1-Jan-11 to 30-Jun-16	Non-Donor Project		0.00	0.00	0.00	0.00 %			
				0.00	0.00	0.00 %		Taka Release : 2,300.00 % of Allocation : 85.19 %	
1,379	5205-7320	Establishment of Ashugonj Internal Container River Port.	24,575.00 2,650.00 21,925.00 1,600.00	7.00 2.00 5.00 0.00	0.00 0.00 0.00 0.00	0.00 % 0.00 % 0.00 % 0.00 %	0.00 % 0.00 % 0.00 % 0.00 %	0.00 0.00 0.00 % 0.00 %	4.28 %
1-Jan-11 to 30-Jun-16	India			0.00	0.00	0.00 %			
				0.00	0.00	0.00 %		Taka Release : 0.00 % of Allocation : 0.00 %	

## Project-wise Implementation Status of the project under Ministry of Shipping

Reporting Period: July 2015 To June 2016

RADP:2015-16

(Taka in Lakh)

SI No.	Ministry/Division Name Agency Name Project Code and Name		Project Cost	Target and Progress			Cumulative Progress upto Reporting Period		
				Financial		Physical (% of Total Project) A) Target B) Progress	Fin. Total PA (% of Projects Cost)	Physical Progress in %	
				Allocation	Expenditure				
Implementation Period	Development Partner	A) Total B) Taka C) PA D) RPA	A) Total B) Taka C) PA D) RPA E) CDVAT	A) Total B) Taka C) PA D) RPA E) CDVAT	% of Allocation	A) Target B) Progress	Fin. Total PA (% of Projects Cost)	Physical Progress in %	
1	2	3	4	5	6	7	8	9	
1,380	5205-9738	Procurement of 10 Dredgers, Craneboats, Tugboats, Officers Houseboat and Crew Houseboats with other accessories.	74,560.22 74,560.22 0.00	12,100.00 12,100.00 0.00	12,099.35 12,099.35 0.00	99.99 % 99.99 % 0.00 %	22.54 % 18.49 % 70.11 % 0.00 %	52,271.80 0.00 70.11 % 0.00 %	86.21%
1-Jul-11 to 30-Jun-16	Non-Donor Project		0.00	0.00	0.00	0.00 %			
				0.00	0.00	0.00 %	<b>Taka Release :</b> <b>% of Allocation :</b>	12,100.00 100.00 %	
1,381	5205-7490	Dredging of 12 Important Waterways.	50,846.00 50,846.00 0.00	9,000.00 9,000.00 0.00	8,800.51 8,800.51 0.00	97.78 % 97.78 % 0.00 %	18.20 % 17.42 % 38.27 % 0.00 %	19,459.57 0.00 38.27 % 0.00 %	42.42%
1-Oct-11 to 30-Jun-16	Non-Donor Project		0.00	0.00	0.00	0.00 %			
				0.00	0.00	0.00 %	<b>Taka Release :</b> <b>% of Allocation :</b>	8,975.00 99.72 %	
1,382	5205-5026	Capital Dredging of 53 Route of Inland Water Ways (in 1st phase, 24 Route).	192,300.00 192,300.00 0.00	23,615.00 23,615.00 0.00	23,484.16 23,484.16 0.00	99.45 % 99.45 % 0.00 %	12.60 % 14.00 % 21.94 % 0.00 %	42,189.68 0.00 21.94 % 0.00 %	23.06%
1-Jul-12 to 30-Jun-19	Non-Donor Project		0.00	0.00	0.00	0.00 %			
				0.00	0.00	0.00 %	<b>Taka Release :</b> <b>% of Allocation :</b>	23,615.00 100.00 %	

## Project-wise Implementation Status of the project under Ministry of Shipping

Reporting Period: July 2015 To June 2016

RADP:2015-16

(Taka in Lakh)

SI No.	Ministry/Division Name Agency Name Project Code and Name		Project Cost	Target and Progress			Cumulative Progress upto Reporting Period		
				Financial		Physical (% of Total Project) A) Target B) Progress	Fin. Total PA (% of Projects Cost)	Physical Progress in %	
				Allocation	Expenditure				
Implementation Period	Development Partner	A) Total B) Taka C) PA D) RPA	A) Total B) Taka C) PA D) RPA E) CDVAT	A) Total B) Taka C) PA D) RPA E) CDVAT	% of Allocation				
1	2	3	4	5	6	7	8	9	
1,383	5205-5017	Development of Launch Ghat and Wayside Ghat in Rural Area of Bangladesh	8,531.30 8,531.30 0.00	3,000.00 3,000.00 0.00	3,000.00 3,000.00 0.00	100.00 % 100.00 % 0.00 %	35.16 % 35.16 % 0.00 %	6,626.50 0.00 0.00 %	77.67 %
1-Jul-13 to 30-Jun-16	Non-Donor Project		0.00	0.00	0.00	0.00 %			
				0.00	0.00	0.00 %	<b>Taka Release :</b> <b>% of Allocation :</b>	3,000.00 100.00 %	
1,384	5205-0519	Expansion of Sadar Terminal Building under Dhaka Ports.	1,910.51 1,910.51 0.00	800.00 800.00 0.00	660.04 660.04 0.00	82.51 % 82.51 % 0.00 %	41.87 % 41.00 % 0.00 %	1,097.00 0.00 57.42 %	60.00 %
1-Mar-14 to 30-Jun-17	Non-Donor Project		0.00	0.00	0.00	0.00 %			
				0.00	0.00	0.00 %	<b>Taka Release :</b> <b>% of Allocation :</b>	687.89 85.99 %	
1,385	5205-0520	Construction of port facilities at various landing stations in Southern regions.	3,250.00 3,250.00 0.00	500.00 500.00 0.00	688.40 688.40 0.00	137.68 % 137.68 % 0.00 %	20.00 % 17.00 % 0.00 %	1,277.58 0.00 39.31 %	40.00 %
1-Mar-14 to 30-Jun-16	Non-Donor Project		0.00	0.00	0.00	0.00 %			
				0.00	0.00	0.00 %	<b>Taka Release :</b> <b>% of Allocation :</b>	719.88 143.98 %	



## Project-wise Implementation Status of the project under Ministry of Shipping

Reporting Period: July 2015 To June 2016

RADP:2015-16

(Taka in Lakh)

SI No.	Ministry/Division Name Agency Name Project Code and Name		Project Cost	Target and Progress			Cumulative Progress upto Reporting Period		
				Financial		Physical (% of Total Project) A) Target B) Progress	Fin. Total PA (% of Projects Cost)	Physical Progress in %	
				Allocation	Expenditure				
1	2	3	4	5	6	7	8	9	
1,386	5205-0521	Improvement of road from Sadarghat to Cremation under Dhaka Port.	1,990.00 1,990.00 0.00	1,300.00 1,300.00 0.00	976.19 976.19 0.00	75.09 % 75.09 % 0.00 %	65.00 % 55.00 % 0.00 %	976.19 0.00 49.05 % 0.00 %	55.00 %
1-Jan-15 to 30-Jun-16	Non-Donor Project		0.00	0.00	0.00	0.00 %			
				0.00	0.00	0.00 %	<b>Taka Release :</b> <b>% of Allocation :</b>	1,030.00 79.23 %	
1,387	5205-5062	Collection of Helpful Machinery and Equipment along with dredger.	204,800.00 204,800.00 0.00	20.00 20.00 0.00	9.76 9.76 0.00	48.80 % 48.80 % 0.00 %	0.05 % 0.04 % 0.00 %	9.76 0.00 0.00 % 0.00 %	0.04 %
1-Jul-15 to 31-Dec-19	Non-Donor Project		0.00	0.00	0.00	0.00 %			
				0.00	0.00	0.00 %	<b>Taka Release :</b> <b>% of Allocation :</b>	11.00 55.00 %	
<b>Executing Agency Total</b>			591,858.96 569,933.96 21,925.00 1,600.00	53,852.00 53,847.00 5.00 0.00	52,827.41 52,827.41 0.00 0.00	98.10 % 98.11 % 0.00 % 0.00 %	<b>Taka Release :</b> <b>% of Allocation :</b>	53,248.77 98.89 %	

Bangladesh Land Port Authority

## Project-wise Implementation Status of the project under Ministry of Shipping

Reporting Period: July 2015 To June 2016

RADP:2015-16

(Taka in Lakh)

SI No.	Ministry/Division Name Agency Name Project Code and Name		Project Cost	Target and Progress			Cumulative Progress upto Reporting Period		
				Financial		Physical (% of Total Project) A) Target B) Progress	Fin. Total PA (% of Projects Cost)	Physical Progress in %	
				Allocation	Expenditure				
Implementation Period	Development Partner	A) Total B) Taka C) PA D) RPA	A) Total B) Taka C) PA D) RPA E) CDVAT	A) Total B) Taka C) PA D) RPA E) CDVAT	% of Allocation				
1	2	3	4	5	6	7	8	9	
1,388	5205-5029	SASEC Road Connectivity Project: Development land port of Benapole & Kurigram	16,804.00 2,408.00 14,396.00	1,300.00 180.00 1,120.00	1,300.00 180.00 1,120.00	100.00 % 100.00 % 100.00 %	7.73 % 7.73 % 7.74 % 7.78 %	1,301.00 1,120.00	7.74 % 7.78 %
1-Jan-13 to 31-Dec-16	ADB		0.00	0.00	0.00	0.00 %			
				0.00	0.00	0.00 %			
							<b>Taka Release :</b>	180.00	
							<b>% of Allocation :</b>	100.00 %	
1,389	5205-5044	Development of Tamabil Land Port .	6,926.00 6,926.00 0.00 0.00	2,000.00 2,000.00 0.00 0.00	2,000.00 2,000.00 0.00 0.00	100.00 % 100.00 % 0.00 % 0.00 %	28.87 % 28.87 % 0.00 % 0.00 %	2,002.00 0.00 28.91 % 0.00 %	28.89 %
1-Jul-14 to 30-Jun-17	Non-Donor Project		0.00	0.00	0.00	0.00 %			
				0.00	0.00	0.00 %			
							<b>Taka Release :</b>	2,000.00	
							<b>% of Allocation :</b>	100.00 %	
1,390	5205-5001	Sonahat land Port Development.	3,943.26 3,943.26 0.00 0.00	446.00 446.00 0.00 0.00	446.00 446.00 0.00 0.00	100.00 % 100.00 % 0.00 % 0.00 %	11.31 % 11.31 % 0.00 % 0.00 %	446.00 0.00 11.31 % 0.00 %	11.31 %
1-Jul-15 to 30-Jun-18	Non-Donor Project		0.00	0.00	0.00	0.00 %			
				0.00	0.00	0.00 %			
							<b>Taka Release :</b>	446.00	
							<b>% of Allocation :</b>	100.00 %	

## Project-wise Implementation Status of the project under Ministry of Shipping

Reporting Period: July 2015 To June 2016

RADP:2015-16

(Taka in Lakh)

SI No.	Ministry/Division Name Agency Name Project Code and Name		Project Cost	Target and Progress			Cumulative Progress upto Reporting Period	
				Financial		Physical (% of Total Project) A) Target B) Progress	Fin. Total PA (% of Projects Cost)	Physical Progress in %
				Allocation	Expenditure			
Implementation Period	Development Partner	A) Total B) Taka C) PA D) RPA	A) Total B) Taka C) PA D) RPA E) CDVAT	A) Total B) Taka C) PA D) RPA E) CDVAT	% of Allocation			
1	2	3	4	5	6	7	8	9

<b>Executing Agency Total</b>	27,673.26	3,746.00	3,746.00	100.00 %	<b>Taka Release :</b>	2,626.00
	13,277.26	2,626.00	2,626.00	100.00 %	<b>% of Allocation :</b>	<b>100.00 %</b>
	14,396.00	1,120.00	1,120.00	100.00 %		
	0.00	0.00	0.00	0.00 %		
		0.00	0.00	0.00 %		

**Bangladesh Inland Water Transport Corporation (BIWTC)**

1,391	5205-9052	Construction/Acquisition of 4 no. 108 TEU's Self /Propelled Cellular Container Vessel of 100 TEU's for BIWTC.	15,151.00	6,059.00	6,059.00	100.00 %	0.00 %	16,636.00	90.00 %
			15,151.00	6,059.00	6,059.00	100.00 %	0.00 %	0.00	
			0.00	0.00	0.00	0.00 %	0.00 %	109.80 %	
			0.00	0.00	0.00	0.00 %		0.00 %	
1-Jan-10 to 30-Jun-14	Non-Donor Project		0.00	0.00	0.00	0.00 %			
				0.00	0.00	0.00 %	<b>Taka Release :</b>	6,059.00	
					0.00	0.00 %	<b>% of Allocation :</b>	100.00 %	
1,392	5205-0504	Construction of 2 Passengers Ships for BIWTC for Conducting in the Internal Waterways.	5,436.00	506.00	506.00	100.00 %	0.00 %	4,923.00	100.00 %
			5,436.00	506.00	506.00	100.00 %	0.00 %	0.00	
			0.00	0.00	0.00	0.00 %	0.00 %	90.56 %	
			0.00	0.00	0.00	0.00 %		0.00 %	
1-Apr-12 to 30-Jun-14	Non-Donor Project		0.00	0.00	0.00	0.00 %			
				0.00	0.00	0.00 %	<b>Taka Release :</b>	506.00	
					0.00	0.00 %	<b>% of Allocation :</b>	100.00 %	

## Project-wise Implementation Status of the project under Ministry of Shipping

Reporting Period: July 2015 To June 2016

RADP:2015-16

(Taka in Lakh)

SI No.	Ministry/Division Name Agency Name Project Code and Name		Project Cost	Target and Progress			Cumulative Progress upto Reporting Period		
				Allocation	Financial		Physical (% of Total Project) A) Target B) Progress	Fin. Total PA (% of Projects Cost)	Physical Progress in %
					A) Total B) Taka C) PA D) RPA E) CDVAT	A) Total B) Taka C) PA D) RPA E) CDVAT			
1	2	3	4	5	6	7	8	9	
1,393	5205-5016	Establishment of Ship Personnel Training Institute, Madaripur	3,987.00 3,987.00 0.00 0.00	350.00 350.00 0.00 0.00	187.24 187.24 0.00 0.00	53.50 % 53.50 % 0.00 % 0.00 %	9.00 % 9.00 %	332.56 0.00 8.34 % 0.00 %	10.00 %
1-Jul-13	to 30-Jun-16	Non-Donor Project	0.00	0.00	0.00	0.00 %			
							<b>Taka Release :</b>	350.00	
							<b>% of Allocation :</b>	100.00 %	
1,394	5205-0517	Construction of High-Rise Head Office Building Complex of BIWTC at 5, Dilkusha C/A, Dhaka	3,077.00 3,077.00 0.00 0.00	65.00 65.00 0.00 0.00	56.11 56.11 0.00 0.00	86.32 % 86.32 % 0.00 % 0.00 %	2.00 % 2.00 %	56.11 0.00 1.82 % 0.00 %	2.00 %
1-Jan-14	to 30-Jun-14	Non-Donor Project	0.00	0.00	0.00	0.00 %			
							<b>Taka Release :</b>	56.11	
							<b>% of Allocation :</b>	86.32 %	
1,395	5205-9728	Construction of Passenger vessel for providing efficient services in Chittagong-Swandip-Hatiya-Barisal Coastal Route..	5,187.00 5,187.00 0.00 0.00	570.00 570.00 0.00 0.00	570.00 570.00 0.00 0.00	100.00 % 100.00 % 0.00 % 0.00 %	30.00 % 30.00 %	777.00 0.00 14.98 % 0.00 %	30.00 %
1-Dec-14	to 30-Jun-17	Non-Donor Project	0.00	0.00	0.00	0.00 %			
							<b>Taka Release :</b>	570.00	
							<b>% of Allocation :</b>	100.00 %	

## Project-wise Implementation Status of the project under Ministry of Shipping

Reporting Period: July 2015 To June 2016

RADP:2015-16

(Taka in Lakh)

SI No.	Ministry/Division Name Agency Name Project Code and Name		Project Cost	Target and Progress			Cumulative Progress upto Reporting Period		
				Financial		Physical (% of Total Project) A) Target B) Progress	Fin. Total PA (% of Projects Cost)	Physical Progress in %	
				Allocation	Expenditure				
Implementation Period	Development Partner	A) Total B) Taka C) PA D) RPA	A) Total B) Taka C) PA D) RPA E) CDVAT	A) Total B) Taka C) PA D) RPA E) CDVAT	% of Allocation				
1	2	3	4	5	6	7	8	9	
1,396	5205-9730	Procurement of 2 New Traveller's Ship for Dhaka-Barisal Inland Water Rute.	7,224.00 7,224.00 0.00	860.00 860.00 0.00	550.00 550.00 0.00	63.95 % 63.95 % 0.00 %	20.00 % 10.00 % 0.00 %	566.00 0.00 7.83 % 0.00 %	10.00 %
1-Apr-15	to 31-Dec-17	Non-Donor Project	0.00	0.00	0.00	0.00 %			
				0.00	0.00	0.00 %	<b>Taka Release :</b> <b>% of Allocation :</b>	550.00 63.95 %	
1,397	5205-0522	Rehabilitation of 2 Ferry Jessore and Commilla.	895.00 895.00 0.00	530.00 530.00 0.00	379.66 379.66 0.00	71.63 % 71.63 % 0.00 %	70.00 % 60.00 % 0.00 %	379.66 0.00 42.42 % 0.00 %	60.00 %
1-Oct-14	to 31-Dec-15	Non-Donor Project	0.00	0.00	0.00	0.00 %			
				0.00	0.00	0.00 %	<b>Taka Release :</b> <b>% of Allocation :</b>	379.66 71.63 %	
1,398	5205-0523	Replacement of 2 Dump Ferry by Improved K Type Ferry.	3,167.00 3,167.00 0.00	350.00 350.00 0.00	339.48 339.48 0.00	96.99 % 96.99 % 0.00 %	30.00 % 30.00 % 0.00 %	339.48 0.00 10.72 % 0.00 %	30.00 %
1-Jan-15	to 31-Dec-16	Non-Donor Project	0.00	0.00	0.00	0.00 %			
				0.00	0.00	0.00 %	<b>Taka Release :</b> <b>% of Allocation :</b>	339.48 96.99 %	

## Project-wise Implementation Status of the project under Ministry of Shipping

Reporting Period: July 2015 To June 2016

RADP:2015-16

(Taka in Lakh)

SI No.	Ministry/Division Name Agency Name Project Code and Name		Project Cost	Target and Progress			Cumulative Progress upto Reporting Period	
				Financial		Physical (% of Total Project) A) Target B) Progress	Fin. Total PA (% of Projects Cost)	Physical Progress in %
				Allocation	Expenditure			
Implementation Period	Development Partner	A) Total B) Taka C) PA D) RPA	A) Total B) Taka C) PA D) RPA E) CDVAT	A) Total B) Taka C) PA D) RPA E) CDVAT	% of Allocation			
1	2	3	4	5	6	7	8	9

<b>Executing Agency Total</b>	44,124.00	9,290.00	8,647.49	93.08 %	<b>Taka Release :</b>	8,810.25
	44,124.00	9,290.00	8,647.49	93.08 %	<b>% of Allocation :</b>	<b>94.84 %</b>
	0.00	0.00	0.00	0.00 %		
	0.00	0.00	0.00	0.00 %		

**Mongla Port Authority**

1,399	5205-8190	Dredging at the Outer Bar in the Pashur Channel.	26,094.00	1.00	0.00	0.00 %	0.00 %	0.00	0.00 %
			26,094.00	1.00	0.00	0.00 %	0.00 %	0.00	
			0.00	0.00	0.00	0.00 %		0.00 %	
			0.00	0.00	0.00	0.00 %		0.00 %	
1-Jul-07	to 30-Jun-17	<b>Non-Donor Project</b>							
			0.00	0.00	0.00	0.00 %	<b>Taka Release :</b>	0.00	
							<b>% of Allocation :</b>	0.00 %	
1,400	5205-7270	Procurement of Six Numbers and Ancillary Crafts and Accessories and Accessories for Ministry of Water Resources and Ministry of Shipping (Mongla Port 1, BIWTA 3, BWDB 2) - Mongla Port Authority Part.	10,426.00	3,611.00	3,040.58	84.20 %	3.47 %	8,953.92	100.00 %
			2,652.00	2,600.00	2,085.28	80.20 %	3.47 %	6,704.75	
			7,774.00	1,011.00	955.30	94.49 %		85.88 %	
			0.00	0.00	0.00	0.00 %		86.25 %	
1-Aug-10	to 30-Jun-16	<b>India</b>							
				2,293.00	2,057.74	89.74 %	<b>Taka Release :</b>	2,133.00	
							<b>% of Allocation :</b>	82.04 %	

## Project-wise Implementation Status of the project under Ministry of Shipping

Reporting Period: July 2015 To June 2016

RADP:2015-16

(Taka in Lakh)

SI No.	Ministry/Division Name Agency Name Project Code and Name		Project Cost	Target and Progress			Cumulative Progress upto Reporting Period		
				Financial		Physical (% of Total Project) A) Target B) Progress	Fin. Total PA (% of Projects Cost)	Physical Progress in %	
				Allocation	Expenditure				
Implementation Period	Development Partner	A) Total B) Taka C) PA D) RPA	A) Total B) Taka C) PA D) RPA E) CDVAT	A) Total B) Taka C) PA D) RPA E) CDVAT	% of Allocation	A) Target B) Progress	Fin. Total PA (% of Projects Cost)	Physical Progress in %	
1	2	3	4	5	6	7	8	9	
1,401	5205-9722	Procurement of Container and Cargo Handling Equipment for Mongla Port.	8,756.00 8,756.00 0.00 0.00	6,467.00 6,467.00 0.00 0.00 200.00	6,466.67 6,466.67 0.00 0.00 466.67	99.99 % 99.99 % 0.00 % 0.00 % 233.34 %	74.16 % 86.23 % 79.75 % 0.00 %	6,982.67 0.00 79.75 % 0.00 %	96.53 %
1-Jul-15	to 31-Dec-17	Non-Donor Project							
							<b>Taka Release :</b> <b>% of Allocation :</b>	6,466.67 99.99 %	
<b>Executing Agency Total</b>			45,276.00 37,502.00 7,774.00 0.00	10,079.00 9,068.00 1,011.00 0.00 2,493.00	9,507.25 8,551.95 955.30 0.00 2,524.41	94.33 % 94.31 % 94.49 % 0.00 % 101.26 %		<b>Taka Release :</b> <b>% of Allocation :</b>	8,599.67 94.84 %
<b>Chittagong Port Authority (CPA)</b>									
1,402	5205-0506	Capital Dredging of and Bank Protection with Jetty Facilities in Karnephuli River for Sadarghat Jetty and Third Karnephuli Bridge.	37,634.00 37,634.00 0.00 0.00	100.00 100.00 0.00 0.00	90.12 90.12 0.00 0.00	90.12 % 90.12 % 0.00 % 0.00 %	20.00 % 20.00 % 45.41 % 0.00 %	17,088.21 0.00 45.41 % 0.00 %	80.00 %
1-Jul-09	to 30-Jun-13	Non-Donor Project							
							<b>Taka Release :</b> <b>% of Allocation :</b>	90.12 90.12 %	

## Project-wise Implementation Status of the project under Ministry of Shipping

Reporting Period: July 2015 To June 2016

RADP:2015-16

(Taka in Lakh)

SI No.	Ministry/Division Name Agency Name Project Code and Name		Project Cost	Target and Progress			Cumulative Progress upto Reporting Period		
				Allocation	Financial		Physical (% of Total Project) A) Target B) Progress	Fin. Total PA (% of Projects Cost)	Physical Progress in %
					A) Total B) Taka C) PA D) RPA E) CDVAT	A) Total B) Taka C) PA D) RPA E) CDVAT			
1	2	3	4	5	6	7	8	9	
1,403	5205-0515	Constructuon of CPA Hospital Complex inplace of existing Hospital	4,581.52 4,581.52 0.00 0.00	1,200.00 1,200.00 0.00 0.00	1,250.00 1,250.00 0.00 0.00	104.17 % 104.17 % 0.00 % 0.00 %	22.00 % 20.00 % 70.39 % 0.00 %	3,225.00 0.00 70.39 % 0.00 %	75.00 %
1-Jul-12	to 30-Jun-17	Non-Donor Project	0.00	0.00	0.00	0.00 %			
							<b>Taka Release :</b>	1,250.00	
							<b>% of Allocation :</b>	104.17 %	
1,404	5205-0518	Procurement of Equipment for New Mooring Container Terminal (NCT)	112,023.00 112,023.00 0.00 0.00	100.00 100.00 0.00 0.00	89.42 89.42 0.00 0.00	89.42 % 89.42 % 0.00 % 0.00 %	0.08 % 0.07 % 0.00 % 0.00 %	158.68 0.00 0.14 % 0.00 %	0.07 %
1-Jan-14	to 31-Dec-16	Non-Donor Project	0.00	0.00	0.00	0.00 %			
							<b>Taka Release :</b>	89.42	
							<b>% of Allocation :</b>	89.42 %	
1,405	5205-0524	Shifting and Re-construction of service Jetty located near dock office to the upstream of Jetty no.1.	8,834.00 8,834.00 0.00 0.00	100.00 100.00 0.00 0.00	0.00 0.00 0.00 0.00	0.00 % 0.00 % 0.00 % 0.00 %	1.13 % 0.00 % 0.00 % 0.00 %	0.00 0.00 0.00 % 0.00 %	0.00 %
1-Jul-15	to 30-Jun-18	Non-Donor Project	0.00	0.00	0.00	0.00 %			
							<b>Taka Release :</b>	0.00	
							<b>% of Allocation :</b>	0.00 %	



## Project-wise Implementation Status of the project under Ministry of Shipping

Reporting Period: July 2015 To June 2016

RADP:2015-16

(Taka in Lakh)

SI No.	Ministry/Division Name Agency Name Project Code and Name		Project Cost	Target and Progress			Cumulative Progress upto Reporting Period	
				Financial		Physical (% of Total Project) A) Target B) Progress	Fin. Total PA (% of Projects Cost)	Physical Progress in %
				Allocation	Expenditure			
Implementation Period	Development Partner	A) Total B) Taka C) PA D) RPA	A) Total B) Taka C) PA D) RPA E) CDVAT	A) Total B) Taka C) PA D) RPA E) CDVAT	% of Allocation			
1	2	3	4	5	6	7	8	9

<b>Executing Agency Total</b>	163,072.52	1,500.00	1,429.54	95.30 %	<b>Taka Release :</b>	1,429.54
	163,072.52	1,500.00	1,429.54	95.30 %	<b>% of Allocation :</b>	95.30 %
	0.00	0.00	0.00	0.00 %		
	0.00	0.00	0.00	0.00 %		
		0.00	0.00	0.00 %		

**Bangladesh Shipping Corporation (BSC)**

1,406	5231-0002	Construction of 25 storages Office Cum Business building of BSC's own land.	6,306.18	2,198.00	2,198.00	100.00 %	15.00 %	6,289.40	100.00 %
			6,306.18	2,198.00	2,198.00	100.00 %	15.00 %	0.00	
			0.00	0.00	0.00	0.00 %		99.73 %	
			0.00	0.00	0.00	0.00 %		0.00 %	
1-Jul-07	to 30-Jun-16	Non-Donor Project	0.00	0.00	0.00	0.00 %			
				0.00	0.00	0.00 %		<b>Taka Release :</b>	2,198.00
					0.00	0.00 %		<b>% of Allocation :</b>	100.00 %
1,407	5231-0003	Procurement of one Oil Tanker in 3400 DWT.	32,594.00	1.00	0.00	0.00 %	0.00 %	0.00	0.00 %
			32,594.00	1.00	0.00	0.00 %	0.00 %	0.00	
			0.00	0.00	0.00	0.00 %		0.00 %	
			0.00	0.00	0.00	0.00 %		0.00 %	
1-Jan-13	to 30-Jun-14	Non-Donor Project	0.00	0.00	0.00	0.00 %			
				0.00	0.00	0.00 %		<b>Taka Release :</b>	0.00
					0.00	0.00 %		<b>% of Allocation :</b>	0.00 %

## Project-wise Implementation Status of the project under Ministry of Shipping

Reporting Period: July 2015 To June 2016

RADP:2015-16

(Taka in Lakh)

SI No.	Ministry/Division Name Agency Name Project Code and Name		Project Cost	Target and Progress			Cumulative Progress upto Reporting Period		
				Allocation	Financial		Physical (% of Total Project) A) Target B) Progress	Fin. Total PA (% of Projects Cost)	Physical Progress in %
					A) Total B) Taka C) PA D) RPA E) CDVAT	A) Total B) Taka C) PA D) RPA E) CDVAT			
1	2	3	4	5	6	7	8	9	
1,408	5231-5064	collection of 06 (six) new ships (03 new oil product tanker and 03 new bulk carriers) each almos accomplished 39,000 DWT	184,358.00 39,526.00 144,832.00	44,280.00 0.00 44,280.00	0.00 0.00 0.00	0.00 % 0.00 % 0.00 %	0.00 % 0.00 % 0.00 %	0.00 0.00 0.00 % 0.00 %	0.00 %
1-Jul-15	to 30-Jun-18	China	0.00	0.00	0.00	0.00 %			
							<b>Taka Release :</b>	0.00	
							<b>% of Allocation :</b>	0.00 %	
<b>Executing Agency Total</b>			223,258.18	46,479.00	2,198.00	4.73 %	<b>Taka Release :</b>	2,198.00	
			78,426.18	2,199.00	2,198.00	99.95 %	<b>% of Allocation :</b>	99.95 %	
			144,832.00	44,280.00	0.00	0.00 %			
			0.00	0.00	0.00	0.00 %			
				0.00	0.00	0.00 %			
<b>Payra port Authority</b>									
1,409	5205-5066	Payra Deep Sea Port Operations Infrastructure / Facilities Development.	112,843.00 112,843.00 0.00	31,371.00 31,371.00 0.00	31,371.00 31,371.00 0.00	100.00 % 100.00 % 0.00 %	20.00 % 20.00 % 0.00 %	31,371.00 0.00 27.80 % 0.00 %	30.00 %
1-Jul-15	to 30-Jun-18	Non-Donor Project	0.00	0.00	0.00	0.00 %			
							<b>Taka Release :</b>	31,371.00	
							<b>% of Allocation :</b>	100.00 %	

## Project-wise Implementation Status of the project under Ministry of Shipping

Reporting Period: July 2015 To June 2016

RADP:2015-16

(Taka in Lakh)

SI No.	Ministry/Division Name Agency Name Project Code and Name		Project Cost	Target and Progress			Cumulative Progress upto Reporting Period		
				Financial		Physical (% of Total Project) A) Target B) Progress	Fin. Total PA (% of Projects Cost)	Physical Progress in %	
	Allocation	Expenditure							
	Implementation Period	Development Partner	A) Total B) Taka C) PA D) RPA	A) Total B) Taka C) PA D) RPA E) CDVAT	A) Total B) Taka C) PA D) RPA E) CDVAT	% of Allocation			
	1	2	3	4	5	6	7	8	9

<b>Executing Agency Total</b>	112,843.00	31,371.00	31,371.00	100.00 %	<b>Taka Release :</b> 31,371.00 <b>% of Allocation :</b> 100.00 %
	112,843.00	31,371.00	31,371.00	100.00 %	
	0.00	0.00	0.00	0.00 %	
	0.00	0.00	0.00	0.00 %	
		0.00	0.00	0.00 %	
<b>Ministry Total</b>	1,309,630.92	169,101.00	121,684.69	71.96 %	<b>Taka Release :</b> 117,791.23 <b>% of Allocation :</b> 98.55 %
	1,088,434.92	119,527.00	117,159.39	98.02 %	
	221,196.00	49,574.00	4,525.30	9.13 %	
	1,600.00	3,000.00	0.00	0.00 %	
		2,493.00	2,524.41	101.26 %	

## Project-wise Implementation Status of the project under Ministry of Civil Aviation and Tourism

Reporting Period: July 2015 To June 2016

RADP:2015-16

(Taka in Lakh)

SI No.	Ministry/Division Name Agency Name Project Code and Name		Project Cost	Target and Progress			Cumulative Progress upto Reporting Period	
				Financial		Physical (% of Total Project) A) Target B) Progress	Fin. Total PA (% of Projects Cost)	Physical Progress in %
				Allocation	Expenditure			
Implementation Period	Development Partner	A) Total B) Taka C) PA D) RPA	A) Total B) Taka C) PA D) RPA E) CDVAT	A) Total B) Taka C) PA D) RPA E) CDVAT	% of Allocation			
1	2	3	4	5	6	7	8	9

## Ministry of Civil Aviation and Tourism

## Bangladesh Parjatan Corporation

1,410	5305-7190	Construction of a new parjataon Motel at Motel Shaikat Compound in Chittagonj and Horizontal Extension of Hotel Shaibal at Cox's bazar	4,285.56 4,285.56 0.00 0.00	521.00 521.00 0.00 0.00	501.71 501.71 0.00 0.00	96.30 % 96.30 % 0.00 % 0.00 %	10.00 % 10.00 % 97.32 % 0.00 %	4,170.91 0.00 97.32 % 0.00 %	100.00 %
1-Dec-10	to 31-Dec-15	Non-Donor Project						Taka Release : % of Allocation :	501.74 96.30 %
1,411	5305-5000	Initiative of tourism facilities at Patenga and Parki.	4,961.00 4,961.00 0.00 0.00	1.00 1.00 0.00 0.00	0.00 0.00 0.00 0.00	0.00 % 0.00 % 0.00 % 0.00 %	0.00 % 0.00 % 0.00 % 0.00 %	0.00 0.00 0.00 % 0.00 %	0.00 %
1-Jul-15	to 30-Jun-17	Non-Donor Project						Taka Release : % of Allocation :	0.00 0.00 %
1,412	5305-5002	Feasibility Study of Significant Tourist Infrastructure.	200.00 200.00 0.00 0.00	200.00 200.00 0.00 0.00	49.94 49.94 0.00 0.00	24.97 % 24.97 % 0.00 % 0.00 %	9.00 % 9.00 % 0.00 % 0.00 %	49.94 0.00 24.97 % 0.00 %	9.00 %
1-Jan-16	to 30-Jun-17	Non-Donor Project						Taka Release : % of Allocation :	49.94 24.97 %

## Project-wise Implementation Status of the project under Ministry of Civil Aviation and Tourism

Reporting Period: July 2015 To June 2016

RADP:2015-16

(Taka in Lakh)

SI No.	Ministry/Division Name Agency Name Project Code and Name		Project Cost	Target and Progress			Cumulative Progress upto Reporting Period	
				Financial		Physical (% of Total Project) A) Target B) Progress	Fin. Total PA (% of Projects Cost)	Physical Progress in %
				Allocation	Expenditure			
Implementation Period	Development Partner	A) Total B) Taka C) PA D) RPA	A) Total B) Taka C) PA D) RPA E) CDVAT	A) Total B) Taka C) PA D) RPA E) CDVAT	% of Allocation			
1	2	3	4	5	6	7	8	9

<b>Executing Agency Total</b>	9,446.56	722.00	551.65	76.41 %	<b>Taka Release :</b>	551.68
	9,446.56	722.00	551.65	76.41 %	<b>% of Allocation :</b>	76.41 %
	0.00	0.00	0.00	0.00 %		
	0.00	0.00	0.00	0.00 %		

**Civil Aviation Authority of Bangladesh**

1,413	5305-7031	Consultancy Services for the Project Entitled for Upgradation of Hazrat Shahjalal International Airport.	2,467.90 0.00 2,467.90 0.00	9.00 0.00 9.00 0.00	8.62 0.00 8.62 0.00	95.78 % 0.00 % 95.78 % 0.00 %	0.00 % 0.00 % 93.64 % 93.64 %	2,311.00 2,311.00 93.64 % 93.64 %	100.00 %
1-Jul-05	to 31-Dec-15	DANIDA						<b>Taka Release :</b> <b>% of Allocation :</b>	0.00 0.00 %
1,414	5305-5020	Up-gradation of Hazrat Shahjalal International Air Port.	56,277.57 8,095.17 48,182.40 0.00	0.00 0.00 0.00 0.00	0.00 0.00 0.00 0.00	0.00 % 0.00 % 0.00 % 0.00 %	0.00 % 0.00 % 97.48 % 100.00 %	54,861.45 48,182.38 97.48 % 100.00 %	100.00 %
1-Jul-08	to 31-Dec-15	DANIDA						<b>Taka Release :</b> <b>% of Allocation :</b>	0.00 0.00 %

## Project-wise Implementation Status of the project under Ministry of Civil Aviation and Tourism

Reporting Period: July 2015 To June 2016

RADP:2015-16

(Taka in Lakh)

SI No.	Ministry/Division Name Agency Name Project Code and Name		Project Cost	Target and Progress			Cumulative Progress upto Reporting Period		
				Financial		Physical (% of Total Project) A) Target B) Progress	Fin. Total PA (% of Projects Cost)	Physical Progress in %	
				Allocation	Expenditure				
Implementation Period	Development Partner	A) Total B) Taka C) PA D) RPA	A) Total B) Taka C) PA D) RPA E) CDVAT	A) Total B) Taka C) PA D) RPA E) CDVAT	% of Allocation	A) Target B) Progress	Fin. Total PA (% of Projects Cost)	Physical Progress in %	
1	2	3	4	5	6	7	8	9	
1,415	5305-7100	Development Project of Cox's-bazar Airport (1st phase)	80,166.20 80,166.20 0.00	15,282.00 15,282.00 0.00	15,280.88 15,280.88 0.00	99.99 % 99.99 % 0.00 %	8.13 % 8.81 % 0.00 %	18,946.02 0.00 23.63 % 0.00 %	14.30 %
1-Oct-09 to 30-Jun-18	Non-Donor Project		0.00	0.00	0.00	0.00 %			
			0.00	0.00	0.00	0.00 %		Taka Release : 15,282.00 % of Allocation : 100.00 %	
1,416	5305-0001	Construction of CAAB Headquarters Complex at Hazrat Shahjalal International Airport, Kurmitola Dhaka (1st revised)	13,246.88 13,246.88 0.00	3,334.00 3,334.00 0.00	2,859.50 2,859.50 0.00	85.77 % 85.77 % 0.00 %	38.71 % 35.41 % 0.00 %	7,381.39 0.00 55.72 % 0.00 %	85.77 %
1-Jan-11 to 30-Jun-17	Non-Donor Project		0.00	0.00	0.00	0.00 %			
			0.00	0.00	0.00	0.00 %		Taka Release : 2,859.50 % of Allocation : 85.77 %	
1,417	5305-0002	Consultancy Service for Construction of 3rd Terminal 2nd Runway and other infrastructural development works at Hazrat Shahjalal International Airport (1st Revised)	3,380.00 3,380.00 0.00	241.00 241.00 0.00	229.92 229.92 0.00	95.40 % 95.40 % 0.00 %	0.00 % 0.00 % 0.00 %	3,729.92 0.00 110.35 % 0.00 %	100.00 %
1-Oct-12 to 31-Dec-15	Non-Donor Project		0.00	0.00	0.00	0.00 %			
			0.00	0.00	0.00	0.00 %		Taka Release : 229.92 % of Allocation : 95.40 %	

## Project-wise Implementation Status of the project under Ministry of Civil Aviation and Tourism

Reporting Period: July 2015 To June 2016

RADP:2015-16

(Taka in Lakh)

SI No.	Ministry/Division Name Agency Name Project Code and Name		Project Cost	Target and Progress			Cumulative Progress upto Reporting Period		
				Financial		Physical (% of Total Project) A) Target B) Progress	Fin. Total PA (% of Projects Cost)	Physical Progress in %	
				Allocation	Expenditure				
Implementation Period	Development Partner	A) Total B) Taka C) PA D) RPA	A) Total B) Taka C) PA D) RPA E) CDVAT	A) Total B) Taka C) PA D) RPA E) CDVAT	% of Allocation				
1	2	3	4	5	6	7	8	9	
1,418	5305-0003	International Consultancy Service to assist and develop all fields of Regulatory Affairs of CAAB outlined in the Project Document CAAB-MP-2100	2,545.01 2,545.01 0.00	545.00 545.00 0.00	543.49 543.49 0.00	99.72 % 99.72 % 0.00 %	12.07 % 12.07 % 0.00 %	2,518.32 0.00 98.95 % 0.00 %	94.36 %
1-Jul-10	to 31-Dec-15	Non-Donor Project	0.00	0.00	0.00	0.00 %			
				0.00	0.00	0.00 %	<b>Taka Release :</b> <b>% of Allocation :</b>	543.49 99.72 %	
1,419	5305-5037	Airport Safety and Security System Improvement in Bangladesh.	29,328.57 10,444.91 18,883.66	3,700.00 0.00 3,700.00	3,410.65 0.00 3,410.65	92.18 % 0.00 % 92.18 %	10.58 % 4.23 %	3,631.21 3,631.21 12.38 % 19.23 %	4.98 %
1-Jul-14	to 30-Jun-17	JICA	0.00	0.00	0.00	0.00 %			
				1,500.00	75.74	5.05 %	<b>Taka Release :</b> <b>% of Allocation :</b>	0.00 0.00 %	
1,420	5305-0004	Construction of Cargo Apron in front of Cargo Terminal Building at Hazrat Shah Amanat (R:) International Airport.	7,815.61 7,815.61 0.00	420.00 420.00 0.00	0.00 0.00 0.00	0.00 % 0.00 % 0.00 %	0.00 % 0.00 %	0.00 0.00 0.00 % 0.00 %	0.00 %
1-Jan-15	to 31-Dec-16	Non-Donor Project	0.00	0.00	0.00	0.00 %			
				0.00	0.00	0.00 %	<b>Taka Release :</b> <b>% of Allocation :</b>	0.00 0.00 %	

## Project-wise Implementation Status of the project under Ministry of Civil Aviation and Tourism

Reporting Period: July 2015 To June 2016

RADP:2015-16

(Taka in Lakh)

SI No.	Ministry/Division Name Agency Name Project Code and Name		Project Cost	Target and Progress			Cumulative Progress upto Reporting Period		
				Financial		Physical (% of Total Project) A) Target B) Progress	Fin. Total PA (% of Projects Cost)	Physical Progress in %	
				Allocation	Expenditure				
Implementation Period	Development Partner	A) Total B) Taka C) PA D) RPA	A) Total B) Taka C) PA D) RPA E) CDVAT	A) Total B) Taka C) PA D) RPA E) CDVAT	% of Allocation				
1	2	3	4	5	6	7	8	9	
1,421	5305-5001	Construction of Khan Jahan Ali Airport .	54,475.00 54,475.00 0.00	4,300.00 4,300.00 0.00	4,300.00 4,300.00 0.00	100.00 % 100.00 % 0.00 %	0.00 % 0.00 % 0.00 %	4,300.00 0.00 7.89 % 0.00 %	0.00 %
1-Jul-15	to 30-Jun-18	Non-Donor Project	0.00	0.00	0.00	0.00 %			
				0.00	0.00	0.00 %	<b>Taka Release :</b>	4,300.00	
							<b>% of Allocation :</b>	100.00 %	
1,422	5305-5003	Supply and Installation of Necessary Equipment for Strengthening of Bangladesh International Airport Security Sistem .	8,955.00 8,955.00 0.00	517.00 517.00 0.00	0.00 0.00 0.00	0.00 % 0.00 % 0.00 %	0.00 % 0.00 % 0.00 %	0.00 0.00 0.00 % 0.00 %	0.00 %
1-Jan-16	to 31-Dec-16	Non-Donor Project	0.00	0.00	0.00	0.00 %			
				81.00	0.00	0.00 %	<b>Taka Release :</b>	0.00	
							<b>% of Allocation :</b>	0.00 %	
1,423	5305-0005	Feasibility Study of Bangabandhu Sheikh Mujib International Air port	13,675.00 13,675.00 0.00	20.00 20.00 0.00	0.00 0.00 0.00	0.00 % 0.00 % 0.00 %	0.00 % 0.00 % 0.00 %	0.00 0.00 0.00 % 0.00 %	0.00 %
1-Jul-15	to 30-Jun-17	Non-Donor Project	0.00	0.00	0.00	0.00 %			
				0.00	0.00	0.00 %	<b>Taka Release :</b>	0.00	
							<b>% of Allocation :</b>	0.00 %	



## Project-wise Implementation Status of the project under Ministry of Civil Aviation and Tourism

Reporting Period: July 2015 To June 2016

RADP:2015-16

(Taka in Lakh)

SI No.	Ministry/Division Name Agency Name Project Code and Name		Project Cost	Target and Progress			Cumulative Progress upto Reporting Period		
				Allocation	Financial		Physical (% of Total Project) A) Target B) Progress	Fin. Total PA (% of Projects Cost)	Physical Progress in %
					Expenditure				
Implementation Period	Development Partner	A) Total B) Taka C) PA D) RPA	A) Total B) Taka C) PA D) RPA E) CDVAT	A) Total B) Taka C) PA D) RPA E) CDVAT	% of Allocation				
1	2	3	4	5	6	7	8	9	

<b>Executing Agency Total</b>	272,332.74	28,368.00	26,633.06	93.88 %	<b>Taka Release :</b> 23,214.91 <b>% of Allocation :</b> 94.14 %
	202,798.78	24,659.00	23,213.79	94.14 %	
	69,533.96	3,709.00	3,419.27	92.19 %	
	0.00	0.00	0.00	0.00 %	
		1,581.00	75.74	4.79 %	
<b>Ministry Total</b>	281,779.30	29,090.00	27,184.71	93.45 %	<b>Taka Release :</b> 23,766.59 <b>% of Allocation :</b> 93.64 %
	212,245.34	25,381.00	23,765.44	93.63 %	
	69,533.96	3,709.00	3,419.27	92.19 %	
	0.00	0.00	0.00	0.00 %	
		1,581.00	75.74	4.79 %	

## Project-wise Implementation Status of the project under Posts and Telecommunications Division

Reporting Period: July 2015 To June 2016

RADP:2015-16

(Taka in Lakh)

SI No.	Ministry/Division Name Agency Name Project Code and Name		Project Cost A) Total B) Taka C) PA D) RPA	Target and Progress			Cumulative Progress upto Reporting Period		
				Financial		Physical (% of Total Project) A) Target B) Progress	Fin. Total PA (% of Projects Cost)	Physical Progress in %	
	Allocation	Expenditure							
	Implementation Period	Development Partner		A) Total B) Taka C) PA D) RPA E) CDVAT	A) Total B) Taka C) PA D) RPA E) CDVAT	% of Allocation			
	1	2	3	4	5	6	7	8	9

**Posts and Telecommunications Division**  
**Bangladesh Postal Department**

1,424	5431-5755	Process Automation of Postal Department	5,059.47 5,059.47 0.00 0.00	183.00 183.00 0.00 0.00	92.96 92.96 0.00 0.00	50.80 % 50.80 % 0.00 % 0.00 %	3.61 % 1.84 % 63.21 % 0.00 %	3,198.14 0.00 63.21 % 0.00 %	63.21 %
1-Jul-08	to 30-Jun-17	Non-Donor Project						Taka Release : % of Allocation :	182.50 99.73 %
1,425	5431-5140	Construction of Ict Based Rural Post Office.	12,295.60 12,295.60 0.00 0.00	980.00 980.00 0.00 0.00	881.60 881.60 0.00 0.00	89.96 % 89.96 % 0.00 % 0.00 %	7.97 % 7.16 % 16.62 % 0.00 %	2,043.60 0.00 16.62 % 0.00 %	16.61 %
1-Jul-11	to 30-Jun-17	Non-Donor Project						Taka Release : % of Allocation :	980.00 100.00 %
1,426	5431-5150	Post e-Centre for Rural Community.	54,094.24 54,094.24 0.00 0.00	8,850.00 8,850.00 0.00 0.00	8,824.94 8,824.94 0.00 0.00	99.72 % 99.72 % 0.00 % 0.00 %	16.36 % 16.31 % 26.86 % 0.00 %	14,531.30 0.00 26.86 % 0.00 %	26.86 %
1-Jan-12	to 30-Jun-17	Non-Donor Project						Taka Release : % of Allocation :	8,850.00 100.00 %

## Project-wise Implementation Status of the project under Posts and Telecommunications Division

Reporting Period: July 2015 To June 2016

RADP:2015-16

(Taka in Lakh)

SI No.	Ministry/Division Name Agency Name Project Code and Name		Project Cost	Target and Progress			Cumulative Progress upto Reporting Period		
				Financial		Physical (% of Total Project) A) Target B) Progress	Fin. Total PA (% of Projects Cost)	Physical Progress in %	
				Allocation	Expenditure				
1	2	3	4	5	6	7	8	9	
1,427	5431-5013	Construction of Head Quarters Building of Bangladesh Postal Department.	5,472.00 5,472.00 0.00	35.00 35.00 0.00	34.63 34.63 0.00	98.94 % 98.94 % 0.00 %	0.64 % 0.63 % 0.00 %	118.61 0.00 0.00 %	2.16 %
1-Jul-14	to 30-Jun-17	Non-Donor Project	0.00	0.00	0.00	0.00 %			
							<b>Taka Release :</b>	35.00	
							<b>% of Allocation :</b>	100.00 %	
1,428	5431-5000	Strengthening the Postal Transportation System.	7,832.94 7,832.94 0.00	500.00 500.00 0.00	499.81 499.81 0.00	99.96 % 99.96 % 0.00 %	6.38 % 6.38 % 0.00 %	499.81 0.00 6.38 %	6.38 %
1-Jan-15	to 30-Jun-17	Non-Donor Project	0.00	0.00	0.00	0.00 %			
							<b>Taka Release :</b>	500.00	
							<b>% of Allocation :</b>	100.00 %	
<b>Executing Agency Total</b>			84,754.25 84,754.25 0.00 0.00	10,548.00 10,548.00 0.00 0.00	10,333.94 10,333.94 0.00 0.00	97.97 % 97.97 % 0.00 % 0.00 %	<b>Taka Release :</b>	10,547.50	
							<b>% of Allocation :</b>	100.00 %	

Bangladesh Telecommunication Regulatory Commission (BTRC)

## Project-wise Implementation Status of the project under Posts and Telecommunications Division

Reporting Period: July 2015 To June 2016

RADP:2015-16

(Taka in Lakh)

SI No.	Ministry/Division Name Agency Name Project Code and Name		Project Cost	Target and Progress			Cumulative Progress upto Reporting Period		
				Financial		Physical (% of Total Project) A) Target B) Progress	Fin. Total PA (% of Projects Cost)	Physical Progress in %	
				Allocation	Expenditure				
1	2	3	4	5	6	7	8	9	
1,429	5405-5020	Launching of Bangabandhu Satellite.	296,795.77	42,050.00	74,500.36	177.17 %	14.17 %	78,920.16	26.59 %
			131,551.35	42,050.00	41,371.36	98.39 %	25.10 %	33,129.00	
			165,244.42	0.00	33,129.00	0.00 %		26.59 %	
			0.00	0.00	0.00	0.00 %		20.05 %	
1-Jul-14	to 30-Jun-17	Non-Donor Project							
				100.00	0.00	0.00 %		Taka Release : 41,650.00	
								% of Allocation : 99.05 %	
<b>Executing Agency Total</b>			296,795.77	42,050.00	74,500.36	177.17 %		Taka Release : 41,650.00	
			131,551.35	42,050.00	41,371.36	98.39 %		% of Allocation : 99.05 %	
			165,244.42	0.00	33,129.00	0.00 %			
			0.00	0.00	0.00	0.00 %			
				100.00	0.00	0.00 %			
<b>Bangladesh Telecommunication Company Ltd. (BTCL)</b>									
1,430	5405-7010	Tele-communication Network Development.	53,307.00	3,834.60	3,862.21	100.72 %	7.19 %	50,188.83	94.15 %
			12,358.00	2,163.60	2,163.41	99.99 %	7.24 %	39,813.27	
			40,949.00	1,671.00	1,698.80	101.66 %		94.15 %	
			3,490.00	0.00	1,698.80	0.00 %		97.23 %	
1-Jul-09	to 30-Jun-16	JICA							
				12.00	0.00	0.00 %		Taka Release : 2,163.60	
								% of Allocation : 100.00 %	

## Project-wise Implementation Status of the project under Posts and Telecommunications Division

Reporting Period: July 2015 To June 2016

RADP:2015-16

(Taka in Lakh)

SI No.	Ministry/Division Name Agency Name Project Code and Name		Project Cost	Target and Progress			Cumulative Progress upto Reporting Period		
				Financial		Physical (% of Total Project) A) Target B) Progress	Fin. Total PA (% of Projects Cost)	Physical Progress in %	
				Allocation	Expenditure				
Implementation Period	Development Partner	A) Total B) Taka C) PA D) RPA	A) Total B) Taka C) PA D) RPA E) CDVAT	A) Total B) Taka C) PA D) RPA E) CDVAT	% of Allocation				
1	2	3	4	5	6	7	8	9	
1,431	5405-7030	Optical Fibre Cable Network Development in 1000 Union Parishad.,	6,798,791.00 6,798,791.00 0.00	28,600.00 28,600.00 0.00	28,515.67 28,515.67 0.00	99.71 % 99.71 % 0.00 %	60.00 % 57.84 % 0.00 %	60,894.07 0.00 0.00 %	95.00 %
1-Jan-12 to 30-Jun-16	Non-Donor Project		0.00	0.00	0.00	0.00 %		0.00 %	
				120.00	0.00	0.00 %	<b>Taka Release :</b>	28,600.00	
							<b>% of Allocation :</b>	100.00 %	
1,432	5405-0001	Preparatory Function and Supervision in Launching a Communication and Broadcasting Satellite.	14,641.63 14,641.63 0.00	3,458.45 3,458.45 0.00	3,256.32 3,256.32 0.00	94.16 % 94.16 % 0.00 %	23.62 % 22.24 % 0.00 %	9,900.41 0.00 67.62 %	67.62 %
1-Jul-13 to 30-Jun-18	Non-Donor Project		0.00	0.00	0.00	0.00 %		0.00 %	
				0.00	0.00	0.00 %	<b>Taka Release :</b>	3,458.45	
							<b>% of Allocation :</b>	100.00 %	
1,433	5405-5010	Development of Optical Fibre Cable Network at Upazilla Level.	59,061.75 59,061.75 0.00	5,367.00 5,367.00 0.00	5,239.25 5,239.25 0.00	97.62 % 97.62 % 0.00 %	8.88 % 8.87 % 0.00 %	32,894.18 0.00 55.69 %	55.69 %
1-Jul-10 to 30-Jun-17	Non-Donor Project		0.00	0.00	0.00	0.00 %		0.00 %	
				0.00	0.00	0.00 %	<b>Taka Release :</b>	5,241.75	
							<b>% of Allocation :</b>	97.67 %	

## Project-wise Implementation Status of the project under Posts and Telecommunications Division

Reporting Period: July 2015 To June 2016

RADP:2015-16

(Taka in Lakh)

SI No.	Ministry/Division Name Agency Name Project Code and Name		Project Cost	Target and Progress			Cumulative Progress upto Reporting Period		
				Financial		Physical (% of Total Project) A) Target B) Progress	Fin. Total PA (% of Projects Cost)	Physical Progress in %	
				Allocation	Expenditure				
Implementation Period	Development Partner	A) Total B) Taka C) PA D) RPA	A) Total B) Taka C) PA D) RPA E) CDVAT	A) Total B) Taka C) PA D) RPA E) CDVAT	% of Allocation				
1	2	3	4	5	6	7	8	9	
1,434	5405-5011	Technical Assistance for Improving Public Administration Service Delivery through e-Solutions Project Support Extending e-Services with Last Mile Connectivity in a Selected Districts.	258.00	1.00	0.00	0.00 %	0.00 %	0.00	0.00 %
			9.00	1.00	0.00	0.00 %	0.00 %	0.00	0.00 %
			249.00	0.00	0.00	0.00 %		0.00 %	
1-Jul-13 to 30-Jun-14	ADB		114.00	0.00	0.00	0.00 %		0.00 %	
				0.00	0.00	0.00 %	<b>Taka Release :</b>	0.00	
							<b>% of Allocation :</b>	0.00 %	
1,435	5405-5013	Establishment of NGN based Telecommunication Network for Digital Bangladesh Project.	186,115.48	5.00	0.00	0.00 %	0.00 %	0.00	0.00 %
			40,794.38	5.00	0.00	0.00 %	0.00 %	0.00	0.00 %
			145,321.10	0.00	0.00	0.00 %		0.00 %	
1-Mar-14 to 30-Jun-17	China		0.00	0.00	0.00	0.00 %		0.00 %	
				0.00	0.00	0.00 %	<b>Taka Release :</b>	0.00	
							<b>% of Allocation :</b>	0.00 %	
1,436	5405-5019	Installation of Wireless Broadband Network for Digital Bangladesh.	95,684.24	7,298.40	7,265.94	99.56 %	7.63 %	15,401.35	16.09 %
			34,469.24	7,298.40	7,265.94	99.56 %	7.59 %	313.88	
			61,215.00	0.00	0.00	0.00 %		16.10 %	
1-Jul-14 to 30-Jun-17	South Korea		6,204.00	0.00	0.00	0.00 %		0.51 %	
				0.00	0.00	0.00 %	<b>Taka Release :</b>	7,298.40	
							<b>% of Allocation :</b>	100.00 %	

## Project-wise Implementation Status of the project under Posts and Telecommunications Division

Reporting Period: July 2015 To June 2016

RADP:2015-16

(Taka in Lakh)

SI No.	Ministry/Division Name Agency Name Project Code and Name		Project Cost	Target and Progress			Cumulative Progress upto Reporting Period		
				Allocation	Financial		Physical (% of Total Project) A) Target B) Progress	Fin. Total PA (% of Projects Cost)	Physical Progress in %
					A) Total B) Taka C) PA D) RPA E) CDVAT	A) Total B) Taka C) PA D) RPA E) CDVAT			
1	Implementation Period	2 Development Partner	3	4	5	6	7	8	9

<b>Executing Agency Total</b>	7,207,859.10	48,564.45	48,139.39	99.12 %	<b>Taka Release :</b>	46,762.20
	6,960,125.00	46,893.45	46,440.59	99.03 %	<b>% of Allocation :</b>	<b>99.72 %</b>
	247,734.10	1,671.00	1,698.80	101.66 %		
	9,808.00	0.00	1,698.80	0.00 %		
		132.00	0.00	0.00 %		

**Bangladesh Submarine Cable Company Limited (BSCCL)**

1,437	5405-5022	Regional Submarine Telecommunications Project, Bangladesh.	66,064.00	39,265.00	39,252.45	99.97 %	45.00 %	39,252.45	80.00 %
			30,864.00	14,000.00	14,000.00	100.00 %	45.00 %	25,252.45	
			35,200.00	25,265.00	25,252.45	99.95 %		59.42 %	
			35,200.00	25,265.00	25,252.45	99.95 %		71.74 %	
1-Jul-15	to 30-Jun-17	<b>IDB</b>		0.00	0.00	0.00 %	<b>Taka Release :</b>	14,000.00	
							<b>% of Allocation :</b>	100.00 %	

<b>Executing Agency Total</b>	66,064.00	39,265.00	39,252.45	99.97 %	<b>Taka Release :</b>	14,000.00
	30,864.00	14,000.00	14,000.00	100.00 %	<b>% of Allocation :</b>	<b>100.00 %</b>
	35,200.00	25,265.00	25,252.45	99.95 %		
	35,200.00	25,265.00	25,252.45	99.95 %		
		0.00	0.00	0.00 %		

## Project-wise Implementation Status of the project under Posts and Telecommunications Division

Reporting Period: July 2015 To June 2016

RADP:2015-16

(Taka in Lakh)

SI No.	Ministry/Division Name Agency Name Project Code and Name		Project Cost	Target and Progress			Cumulative Progress upto Reporting Period		
				Financial		Physical (% of Total Project) A) Target B) Progress	Fin. Total PA (% of Projects Cost)	Physical Progress in %	
	Allocation	Expenditure							
	Implementation Period	Development Partner	A) Total B) Taka C) PA D) RPA	A) Total B) Taka C) PA D) RPA E) CDVAT	A) Total B) Taka C) PA D) RPA E) CDVAT	% of Allocation			
	1	2	3	4	5	6	7	8	9
<b>Ministry Total</b>			7,655,473.12	140,427.45	172,226.14	122.64 %			
			7,207,294.60	113,491.45	112,145.89	98.81 %	<b>Taka Release :</b>	112,959.70	
			448,178.52	26,936.00	60,080.25	223.05 %	<b>% of Allocation :</b>	99.53 %	
			45,008.00	25,265.00	26,951.25	106.67 %			
				232.00	0.00	0.00 %			



## Project-wise Implementation Status of the project under Ministry of Chittagong Hill Tracts Affairs

Reporting Period: July 2015 To June 2016

RADP:2015-16

(Taka in Lakh)

SI No.	Ministry/Division Name Agency Name Project Code and Name		Project Cost	Target and Progress			Cumulative Progress upto Reporting Period		
				Allocation	Financial		Physical (% of Total Project) A) Target B) Progress	Fin. Total PA (% of Projects Cost)	Physical Progress in %
					A) Total B) Taka C) PA D) RPA E) CDVAT	A) Total B) Taka C) PA D) RPA E) CDVAT			
1	2	3	4	5	6	7	8	9	

## Ministry of Chittagong Hill Tracts Affairs

## Ministry's Own

1,438	5501-5010	Development Assistance to Chittagong Hill Tracts.	18,500.00	18,500.00	18,476.41	99.87 %	100.00 %	18,476.41	100.00 %
			18,500.00	18,500.00	18,476.41	99.87 %	100.00 %	0.00	
			0.00	0.00	0.00	0.00 %		99.87 %	
			0.00	0.00	0.00	0.00 %		0.00 %	

1-Jul-15 to 30-Jun-16

Non-Donor Project

Taka Release :	18,476.41
% of Allocation :	99.87 %

1,439	5501-5030	Promotion of Development and Confidence Building in the Chittagong Hill-Tracts.	109,763.13	5,834.00	5,707.66	97.83 %	5.31 %	95,456.51	95.00 %
			500.00	274.00	250.00	91.24 %		94,980.77	
			109,263.13	5,560.00	5,457.66	98.16 %	5.00 %	86.97 %	
			0.00	0.00	0.00	0.00 %		86.93 %	

1-Apr-03 to 30-Sep-15

UNDP, CIDA, USAID, EC, NORAD, Norway

Taka Release :	250.00
% of Allocation :	91.24 %

## Executing Agency Total

128,263.13	24,334.00	24,184.07	99.38 %
19,000.00	18,774.00	18,726.41	99.75 %
109,263.13	5,560.00	5,457.66	98.16 %
0.00	0.00	0.00	0.00 %
	274.00	0.00	0.00 %

Taka Release :	18,726.41
% of Allocation :	99.75 %

## Autonomus bodies and others Institution

## Project-wise Implementation Status of the project under Ministry of Chittagong Hill Tracts Affairs

Reporting Period: July 2015 To June 2016

RADP:2015-16

(Taka in Lakh)

SI No.	Ministry/Division Name Agency Name Project Code and Name		Project Cost	Target and Progress			Cumulative Progress upto Reporting Period		
				Allocation	Financial		Physical (% of Total Project) A) Target B) Progress	Fin. Total PA (% of Projects Cost)	Physical Progress in %
					A) Total B) Taka C) PA D) RPA E) CDVAT	A) Total B) Taka C) PA D) RPA E) CDVAT			
1	2	3	4	5	6	7	8	9	
1,440	5505-5001	Electricity supply to remote areas of Chittagong Hill Tracts.through the establishment of Solar panels	4,000.00 4,000.00 0.00	200.00 200.00 0.00	200.00 200.00 0.00	100.00 % 100.00 % 0.00 %	5.00 % 5.00 % 0.00 %	200.00 0.00 5.00 % 0.00 %	5.00 %
1-Jul-15	to 30-Jun-18	Non-Donor Project	0.00	0.00	0.00	0.00 %			
				0.00	0.00	0.00 %		Taka Release : 200.00 % of Allocation : 100.00 %	
<b>Executing Agency Total</b>			4,000.00 4,000.00 0.00 0.00	200.00 200.00 0.00 0.00	200.00 200.00 0.00 0.00	100.00 % 100.00 % 0.00 % 0.00 %		Taka Release : 200.00 % of Allocation : 100.00 %	
<b>Chittagong Hill Tracks Development Board</b>									
1,441	5505-7020	Lump provision for three local Government Parishads of Chittagong Hill Tracts.	4,500.00 4,500.00 0.00	4,500.00 4,500.00 0.00	4,500.00 4,500.00 0.00	100.00 % 100.00 % 0.00 %	100.00 % 100.00 % 0.00 %	4,500.00 0.00 100.00 % 0.00 %	100.00 %
1-Jul-15	to 30-Jun-16	Non-Donor Project	0.00	0.00	0.00	0.00 %			
				0.00	0.00	0.00 %		Taka Release : 4,500.00 % of Allocation : 100.00 %	

## Project-wise Implementation Status of the project under Ministry of Chittagong Hill Tracts Affairs

Reporting Period: July 2015 To June 2016

RADP:2015-16

(Taka in Lakh)

SI No.	Ministry/Division Name Agency Name Project Code and Name		Project Cost	Target and Progress			Cumulative Progress upto Reporting Period		
				Financial		Physical (% of Total Project) A) Target B) Progress	Fin. Total PA (% of Projects Cost)	Physical Progress in %	
				Allocation	Expenditure				
Implementation Period	Development Partner	A) Total B) Taka C) PA D) RPA	A) Total B) Taka C) PA D) RPA E) CDVAT	A) Total B) Taka C) PA D) RPA E) CDVAT	% of Allocation				
1	2	3	4	5	6	7	8	9	
1,442	5505-7030	Development Assistance to Chittagong Hill Tracts Development Board.	7,000.00 7,000.00 0.00 0.00	7,000.00 7,000.00 0.00 0.00	7,000.00 7,000.00 0.00 0.00	100.00 % 100.00 % 0.00 % 0.00 %	100.00 % 100.00 % 100.00 % 0.00 %	7,000.00 0.00 100.00 % 0.00 %	100.00 %
1-Jul-15	to 30-Jun-16	Non-Donor Project	0.00	0.00	0.00	0.00 %			
				0.00	0.00	0.00 %		Taka Release : 7,000.00 % of Allocation : 100.00 %	
1,443	5505-7100	Chittagong Hill Tracts Rural Development Project (2nd Phase)-PMU Component.	26,452.95 5,791.03 20,661.92 18,780.96	4,883.00 923.00 3,960.00 3,880.00	4,110.59 871.60 3,238.99 3,238.99	84.18 % 94.43 % 81.79 % 83.48 %	85.00 % 52.00 % 37.43 % 36.87 %	9,900.44 7,618.59 37.43 % 36.87 %	74.00 %
1-Jul-11	to 30-Jun-18	ADB	0.00	0.00	0.00	0.00 %		Taka Release : 890.75 % of Allocation : 96.51 %	
1,444	5505-7110	Chittagong Hill Tracts Rural Development Project (2nd Phase)-LGED Component.	26,440.00 5,960.00 20,480.00 18,937.42	2,500.00 547.00 1,953.00 1,953.00	2,059.84 470.68 1,589.16 1,589.16	82.39 % 86.05 % 81.37 % 81.37 %	9.45 % 7.79 % 15.15 % 13.78 %	4,005.54 2,821.27 15.15 % 13.78 %	15.15 %
1-Jul-11	to 30-Jun-18	ADB	0.00	0.00	0.00	0.00 %		Taka Release : 547.00 % of Allocation : 100.00 %	

## Project-wise Implementation Status of the project under Ministry of Chittagong Hill Tracts Affairs

Reporting Period: July 2015 To June 2016

RADP:2015-16

(Taka in Lakh)

SI No.	Ministry/Division Name Agency Name Project Code and Name		Project Cost	Target and Progress			Cumulative Progress upto Reporting Period		
				Allocation	Financial		Physical (% of Total Project) A) Target B) Progress	Fin. Total PA (% of Projects Cost)	Physical Progress in %
					A) Total B) Taka C) PA D) RPA E) CDVAT	A) Total B) Taka C) PA D) RPA E) CDVAT			
1	2	3	4	5	6	7	8	9	
1,445	5505-5010	Integrated Social Development Project in Chittagong Hill Tracts Area.	32,000.00 15,700.00 16,300.00	4,900.00 3,700.00 1,200.00	4,760.41 3,565.41 1,195.00	97.15 % 96.36 % 99.58 %	15.31 % 14.88 % 50.76 % 33.57 %	16,244.72 5,472.59 50.76 % 33.57 %	50.88 %
1-Jul-12	to 30-Jun-17	UNICEF	0.00	0.00	0.00	0.00 %			
				133.00	97.00	72.93 %	Taka Release : 3,567.00 % of Allocation : 96.41 %		
1,446	5505-5000	Mixed fruit cultivation in remote areas of the Chittagong Hill Tracts.	3,681.00 3,681.00 0.00 0.00	97.00 97.00 0.00 0.00	97.00 97.00 0.00 0.00	100.00 % 100.00 % 0.00 % 0.00 %	2.60 % 2.60 % 0.00 % 0.00 %	97.00 0.00 2.64 % 0.00 %	2.60 %
1-Jul-15	to 30-Jun-20	Non-Donor Project	0.00	0.00	0.00	0.00 %			
				0.00	0.00	0.00 %	Taka Release : 97.00 % of Allocation : 100.00 %		
<b>Executing Agency Total</b>			100,073.95 42,632.03 57,441.92 37,718.38	23,880.00 16,767.00 7,113.00 5,833.00 133.00	22,527.84 16,504.69 6,023.15 4,828.15 97.00	94.34 % 98.44 % 84.68 % 82.77 % 72.93 %	Taka Release : 16,601.75 % of Allocation : 99.01 %		

## Project-wise Implementation Status of the project under Ministry of Chittagong Hill Tracts Affairs

Reporting Period: July 2015 To June 2016

RADP:2015-16

(Taka in Lakh)

SI No.	Ministry/Division Name Agency Name Project Code and Name		Project Cost	Target and Progress			Cumulative Progress upto Reporting Period		
				Allocation	Financial		Physical (% of Total Project) A) Target B) Progress	Fin. Total PA (% of Projects Cost)	Physical Progress in %
					Expenditure				
	Implementation Period	Development Partner	A) Total B) Taka C) PA D) RPA	A) Total B) Taka C) PA D) RPA E) CDVAT	A) Total B) Taka C) PA D) RPA E) CDVAT	% of Allocation			
	1	2	3	4	5	6	7	8	9

<b>Ministry Total</b>	232,337.08	48,414.00	46,911.91	96.90 %	<b>Taka Release :</b> 35,528.16 <b>% of Allocation :</b> 99.40 %
	65,632.03	35,741.00	35,431.10	99.13 %	
	166,705.05	12,673.00	11,480.81	90.59 %	
	37,718.38	5,833.00	4,828.15	82.77 %	
		407.00	97.00	23.83 %	

## Project-wise Implementation Status of the project under Power Division

Reporting Period: July 2015 To June 2016

RADP:2015-16

(Taka in Lakh)

SI No.	Ministry/Division Name Agency Name Project Code and Name		Project Cost	Target and Progress			Cumulative Progress upto Reporting Period	
				Financial		Physical (% of Total Project) A) Target B) Progress	Fin. Total PA (% of Projects Cost)	Physical Progress in %
				Allocation	Expenditure			
Implementation Period	Development Partner	A) Total B) Taka C) PA D) RPA	A) Total B) Taka C) PA D) RPA E) CDVAT	A) Total B) Taka C) PA D) RPA E) CDVAT	% of Allocation			
1	2	3	4	5	6	7	8	9

## Power Division

## Ministry's Own

1,447	5601-5011	Sustainable Energy Development (SED).	11,903.00	451.00	598.76	132.76 %	4.00 %	11,606.93	80.00 %
			328.00	0.00	0.00	0.00 %	4.00 %	11,541.38	
			11,575.00	451.00	598.76	132.76 %		97.51 %	
1-Jan-09	to 31-Dec-16	Germany	0.00	0.00	0.00	0.00 %		99.71 %	
				0.00	0.00	0.00 %	<b>Taka Release :</b>		0.00
				0.00	0.00	0.00 %	<b>% of Allocation :</b>		0.00 %
1,448	5601-5026	Technical Assistance for Wind Resource Mapping.	2,245.00	494.00	486.85	98.55 %	10.00 %	1,900.59	95.00 %
			327.00	44.00	36.85	83.75 %	10.00 %	1,751.00	
			1,918.00	450.00	450.00	100.00 %		84.66 %	
			0.00	0.00	0.00	0.00 %		91.29 %	
1-Nov-12	to 30-Jun-18	USAID		0.00	0.00	0.00 %	<b>Taka Release :</b>		44.00
				0.00	0.00	0.00 %	<b>% of Allocation :</b>		100.00 %
1,449	5601-5027	Capacity Building and Project Implementation Support for Power Sector Agencies.	7,200.00	235.00	23.04	9.80 %	3.00 %	73.46	5.76 %
			400.00	35.00	23.04	65.83 %	0.32 %	20.00	
			6,800.00	200.00	0.00	0.00 %		1.02 %	
			0.00	0.00	0.00	0.00 %		0.29 %	
1-Jul-13	to 30-Jun-17	ADB		0.00	0.00	0.00 %	<b>Taka Release :</b>		27.00
				0.00	0.00	0.00 %	<b>% of Allocation :</b>		77.14 %

## Project-wise Implementation Status of the project under Power Division

Reporting Period: July 2015 To June 2016

RADP:2015-16

(Taka in Lakh)

SI No.	Ministry/Division Name Agency Name Project Code and Name		Project Cost	Target and Progress			Cumulative Progress upto Reporting Period		
				Financial		Physical (% of Total Project) A) Target B) Progress	Fin. Total PA (% of Projects Cost)	Physical Progress in %	
				Allocation	Expenditure				
Implementation Period	Development Partner	A) Total B) Taka C) PA D) RPA	A) Total B) Taka C) PA D) RPA E) CDVAT	A) Total B) Taka C) PA D) RPA E) CDVAT	% of Allocation	A) Target B) Progress	8	9	
1	2	3	4	5	6	7	8	9	
1,450	5601-5029	Technical Assistance Project for Development of Sustainable Energy Power Generation (SREPGen).	3,966.00	660.00	676.97	102.57 %	10.00 %	744.10	83.33 %
			796.00	510.00	476.68	93.47 %	10.00 %	244.64	
			3,170.00	150.00	200.29	133.53 %		18.76 %	
1-Jan-14 to 30-Jun-18	UNDP		0.00	0.00	0.00	0.00 %		7.72 %	
				0.00	0.00	0.00 %			
							<b>Taka Release :</b>	510.00	
							<b>% of Allocation :</b>	100.00 %	
		<b>Executing Agency Total</b>	25,314.00	1,840.00	1,785.62	97.04 %			
			1,851.00	589.00	536.57	91.10 %			
			23,463.00	1,251.00	1,249.05	99.84 %			
			0.00	0.00	0.00	0.00 %			
				0.00	0.00	0.00 %			
							<b>Taka Release :</b>	581.00	
							<b>% of Allocation :</b>	98.64 %	
		<b>Bangladesh Power Development Board</b>							
1,451	5605-7240	Development of 10 Town Power Distribution.	50,689.18	2,090.00	1,873.49	89.64 %	2.78 %	39,561.40	100.00 %
			23,788.00	290.00	284.00	97.93 %	2.78 %	26,363.77	
			26,901.18	1,800.00	1,589.49	88.31 %		78.05 %	
1-Jul-04 to 30-Jun-16	ADB, NORAD, NDF		0.00	0.00	0.00	0.00 %		98.00 %	
				0.00	0.00	0.00 %			
							<b>Taka Release :</b>	290.00	
							<b>% of Allocation :</b>	100.00 %	

## Project-wise Implementation Status of the project under Power Division

Reporting Period: July 2015 To June 2016

RADP:2015-16

(Taka in Lakh)

SI No.	Ministry/Division Name Agency Name Project Code and Name		Project Cost	Target and Progress			Cumulative Progress upto Reporting Period		
				Financial		Physical (% of Total Project) A) Target B) Progress	Fin. Total PA (% of Projects Cost)	Physical Progress in %	
				Allocation	Expenditure				
Implementation Period	Development Partner	A) Total B) Taka C) PA D) RPA	A) Total B) Taka C) PA D) RPA E) CDVAT	A) Total B) Taka C) PA D) RPA E) CDVAT	% of Allocation	A) Target B) Progress	Fin. Total PA (% of Projects Cost)	Physical Progress in %	
1	2	3	4	5	6	7	8	9	
1,452	5605-7245	Emergency Rehabilitation, Expansion of Urban Areas Power Distribution System Under Chittagong Zone.	17,862.51 17,862.51 0.00	431.00 431.00 0.00	431.00 431.00 0.00	100.00 % 100.00 % 0.00 %	2.45 % 2.45 % 0.00 %	15,850.61 0.00 88.74 % 0.00 %	90.55 %
1-Jul-08 to 31-Dec-15	Non-Donor Project		0.00	0.00	0.00	0.00 %			
				0.00	0.00	0.00 %		Taka Release : 431.00 % of Allocation : 100.00 %	
1,453	5605-7330	Pre-payment Metering Project for Distribution Southern Zone Chittagong.	13,736.00 13,736.00 0.00	1,700.00 1,700.00 0.00	1,700.00 1,700.00 0.00	100.00 % 100.00 % 0.00 %	12.37 % 12.37 % 0.00 %	1,864.50 0.00 13.57 % 0.00 %	13.72 %
1-Jan-09 to 31-Dec-16	Non-Donor Project		0.00	0.00	0.00	0.00 %			
				0.00	0.00	0.00 %		Taka Release : 1,700.00 % of Allocation : 100.00 %	
1,454	5605-7230	Greater Chittagong Power Distribution Project, Scada Rehabilitation.	10,405.48 1,816.57 8,588.91 0.00	1,780.00 30.00 1,750.00 0.00	1,999.40 26.16 1,973.24 0.00	112.33 % 87.20 % 112.76 % 0.00 %	13.00 % 13.00 % 13.00 % 0.00 %	8,960.00 8,157.73 86.11 % 94.98 %	100.00 %
1-Jan-09 to 30-Jun-16	Kuwait		0.00	0.00	0.00	0.00 %			
				0.00	0.00	0.00 %		Taka Release : 30.00 % of Allocation : 100.00 %	



## Project-wise Implementation Status of the project under Power Division

Reporting Period: July 2015 To June 2016

RADP:2015-16

(Taka in Lakh)

SI No.	Ministry/Division Name Agency Name Project Code and Name		Project Cost	Target and Progress			Cumulative Progress upto Reporting Period		
				Financial		Physical (% of Total Project) A) Target B) Progress	Fin. Total PA (% of Projects Cost)	Physical Progress in %	
				Allocation	Expenditure				
1	2	3	4	5	6	7	8	9	
1,455	5605-9652	Bangladesh Central Zone Power Distribution Project.	143,943.00	10,741.00	10,741.00	100.00 %	10.00 %	82,224.37	86.33 %
			43,112.00	10,741.00	10,741.00	100.00 %	10.00 %	50,833.99	
			100,831.00	0.00	0.00	0.00 %		57.12 %	
			1,579.00	0.00	0.00	0.00 %		50.42 %	
1-Dec-09 to 30-Jun-16	JICA			800.00	0.00	0.00 %			
								<b>Taka Release :</b>	10,741.00
								<b>% of Allocation :</b>	100.00 %
1,456	5605-9730	Development of Chittagong Hill Tracks Power Distribution.	18,079.00	2,248.00	2,248.00	100.00 %	10.00 %	15,847.89	99.66 %
			18,079.00	2,248.00	2,248.00	100.00 %	10.00 %	0.00	
			0.00	0.00	0.00	0.00 %		87.66 %	
			0.00	0.00	0.00	0.00 %		0.00 %	
1-Jan-11 to 31-Dec-15	Non-Donor Project			0.00	0.00	0.00 %			
								<b>Taka Release :</b>	2,248.00
								<b>% of Allocation :</b>	100.00 %
1,457	5605-9736	Bhola 225 M.W. Combined Cycle Power Plant.	200,141.81	41,075.00	41,075.00	100.00 %	18.50 %	161,218.99	100.00 %
			59,562.00	12,075.00	12,075.00	100.00 %	18.50 %	128,133.99	
			140,579.81	29,000.00	29,000.00	100.00 %		80.55 %	
			0.00	0.00	0.00	0.00 %		91.15 %	
31-Dec-11 to 30-Jun-16	IDB			0.00	0.00	0.00 %			
								<b>Taka Release :</b>	12,075.00
								<b>% of Allocation :</b>	100.00 %

## Project-wise Implementation Status of the project under Power Division

Reporting Period: July 2015 To June 2016

RADP:2015-16

(Taka in Lakh)

SI No.	Ministry/Division Name Agency Name Project Code and Name		Project Cost	Target and Progress			Cumulative Progress upto Reporting Period		
				Financial		Physical (% of Total Project) A) Target B) Progress	Fin. Total PA (% of Projects Cost)	Physical Progress in %	
				Allocation	Expenditure				
Implementation Period	Development Partner	A) Total B) Taka C) PA D) RPA	A) Total B) Taka C) PA D) RPA E) CDVAT	A) Total B) Taka C) PA D) RPA E) CDVAT	% of Allocation				
1	2	3	4	5	6	7	8	9	
1,458	5605-5039	Installation of a 5 M.W. Solar Photo Voltic Grid Connected Power Plant in Kaptai.	19,691.00 3,959.00 15,732.00	1.00 0.00 1.00	0.00 0.00 0.00	0.00 % 0.00 % 0.00 %	40.00 % 30.00 % 2.41 % 1.41 %	475.15 222.32 2.41 % 1.41 %	59.06 %
1-Jul-12 to 31-Dec-16	ADB		0.00	0.00	0.00	0.00 %			
				0.00	0.00	0.00 %	<b>Taka Release :</b> <b>% of Allocation :</b>	0.00 0.00 %	
1,459	5605-5042	Installation of an Off Grid Wind Solar Hybrid System with a HFO Diesel based Engine Steven Generator in Hatia Island.	13,101.93 3,634.60 9,467.33	1.00 1.00 0.00	0.00 0.00 0.00	0.00 % 0.00 % 0.00 %	0.01 % 0.01 % 6.78 % 3.53 %	888.45 333.83 6.78 % 3.53 %	32.01 %
1-Jan-12 to 31-Dec-14	ADB		0.00	0.00	0.00	0.00 %			
				0.00	0.00	0.00 %	<b>Taka Release :</b> <b>% of Allocation :</b>	0.00 0.00 %	
1,460	5605-5043	Solar Street Lighting Programme in the City Corporation.	31,660.64 8,001.64 23,659.00	50.00 0.00 50.00	26.00 0.00 26.00	52.00 % 0.00 % 52.00 %	1.57 % 0.17 % 3.51 % 0.73 %	1,111.91 173.49 3.51 % 0.73 %	23.81 %
1-Jan-12 to 31-Dec-16	ADB		0.00	0.00	0.00	0.00 %			
				0.00	0.00	0.00 %	<b>Taka Release :</b> <b>% of Allocation :</b>	0.00 0.00 %	

## Project-wise Implementation Status of the project under Power Division

Reporting Period: July 2015 To June 2016

RADP:2015-16

(Taka in Lakh)

SI No.	Ministry/Division Name Agency Name Project Code and Name		Project Cost	Target and Progress			Cumulative Progress upto Reporting Period		
				Financial		Physical (% of Total Project) A) Target B) Progress	Fin. Total PA (% of Projects Cost)	Physical Progress in %	
				Allocation	Expenditure				
Implementation Period	Development Partner	A) Total B) Taka C) PA D) RPA	A) Total B) Taka C) PA D) RPA E) CDVAT	A) Total B) Taka C) PA D) RPA E) CDVAT	% of Allocation				
1	2	3	4	5	6	7	8	9	
1,461	5605-5067	Construction of Shikalbaha 225 M.W. Dual Fuel Combined Cycle Power Plant.	202,242.32 64,706.18 137,536.14	70,200.00 10,200.00 60,000.00	79,501.59 10,200.00 69,301.59	113.25 % 100.00 % 115.50 %	40.00 % 40.00 %	95,686.74 80,870.01 47.31 % 58.80 %	55.21 %
1-Jan-12 to 30-Jun-16	OPEC, KDF, KSA		0.00 500.00	0.00 0.00	0.00 0.00	0.00 % 0.00 %		Taka Release : 10,200.00 % of Allocation : 100.00 %	
1,462	5605-5013	Shahjibazar 330MW Combined Cycle Power Plant.	284,372.00 89,793.00 194,579.00 10,900.00	84,999.00 2,950.00 82,049.00 0.00 500.00	98,400.32 2,950.00 95,450.32 0.00 0.00	115.77 % 100.00 % 116.33 % 0.00 % 0.00 %	50.00 % 50.00 %	196,334.27 162,809.27 69.04 % 83.67 %	75.00 %
1-Jan-13 to 31-Dec-16	EC							Taka Release : 2,950.00 % of Allocation : 100.00 %	
1,463	5605-5062	Conversion of Shahjibazar 2*35 MW Power Plant to 150 MW Combined Cycle Power Plant.	34,200.00 3,459.00 30,741.00 2,222.00	1.00 1.00 0.00 0.00 0.00	1.00 1.00 0.00 0.00 0.00	100.00 % 100.00 % 0.00 % 0.00 % 0.00 %	3.00 % 0.75 %	85.99 0.00 0.25 % 0.00 %	10.60 %
1-Jan-13 to 31-Dec-16	Non-Donor Project							Taka Release : 1.00 % of Allocation : 100.00 %	

## Project-wise Implementation Status of the project under Power Division

Reporting Period: July 2015 To June 2016

RADP:2015-16

(Taka in Lakh)

SI No.	Ministry/Division Name Agency Name Project Code and Name		Project Cost	Target and Progress			Cumulative Progress upto Reporting Period		
				Financial		Physical (% of Total Project) A) Target B) Progress	Fin. Total PA (% of Projects Cost)	Physical Progress in %	
				Allocation	Expenditure				
Implementation Period	Development Partner	A) Total B) Taka C) PA D) RPA	A) Total B) Taka C) PA D) RPA E) CDVAT	A) Total B) Taka C) PA D) RPA E) CDVAT	% of Allocation				
1	2	3	4	5	6	7	8	9	
1,464	5605-5061	Conversion of 150 MW Sylhet Gas Turbine Power Plant to 225 MW Combined Cycle Power Plant.	70,753.00	6,200.00	200.00	3.23 %	3.00 %	499.32	13.54 %
			5,051.00	200.00	200.00	100.00 %	2.75 %	0.00	
			65,702.00	6,000.00	0.00	0.00 %		0.71 %	
1-Jan-13 to 30-Jun-17	IDB		0.00	0.00	0.00	0.00 %		0.00 %	
				0.00	0.00	0.00 %			
							<b>Taka Release :</b>	200.00	
							<b>% of Allocation :</b>	100.00 %	
1,465	5605-5063	Conversion of Baghabari 100 MW to 150 MW Combined Cycle Power Plant	51,378.00	45.00	16.46	36.58 %	0.10 %	460.36	9.73 %
			7,963.00	45.00	16.46	36.58 %	0.03 %	0.00	
			43,415.00	0.00	0.00	0.00 %		0.90 %	
			2,788.00	0.00	0.00	0.00 %		0.00 %	
1-Mar-13 to 31-Dec-16	Non-Donor Project			0.00	0.00	0.00 %			
				0.00	0.00	0.00 %			
							<b>Taka Release :</b>	15.00	
							<b>% of Allocation :</b>	33.33 %	
1,466	5605-5014	Construction of Bibiyana-3 400 M.W. Combined Cycle Power Plant.	335,808.00	37,500.00	37,400.00	99.73 %	3.00 %	43,013.16	5.29 %
			99,671.00	37,400.00	37,400.00	100.00 %	3.00 %	0.00	
			236,137.00	100.00	0.00	0.00 %		12.81 %	
			0.00	0.00	0.00	0.00 %		0.00 %	
1-Jul-13 to 30-Jun-19	Non-Donor Project			0.00	0.00	0.00 %			
				0.00	0.00	0.00 %			
							<b>Taka Release :</b>	37,400.00	
							<b>% of Allocation :</b>	100.00 %	

## Project-wise Implementation Status of the project under Power Division

Reporting Period: July 2015 To June 2016

RADP:2015-16

(Taka in Lakh)

SI No.	Ministry/Division Name Agency Name Project Code and Name		Project Cost	Target and Progress			Cumulative Progress upto Reporting Period		
				Financial		Physical (% of Total Project) A) Target B) Progress	Fin. Total PA (% of Projects Cost)	Physical Progress in %	
				Allocation	Expenditure				
1	2	3	4	5	6	7	8	9	
1,467	5605-9733	Extension of Boropukuria Coal Fired Thermal Power Station by 275 M.W. (3rd Unit).	268,794.00	58,650.00	35,650.00	60.78 %	25.00 %	67,050.00	40.00 %
			85,237.00	6,150.00	6,150.00	100.00 %	25.00 %	42,500.00	
			183,557.00	52,500.00	29,500.00	56.19 %		24.94 %	
			0.00	0.00	0.00	0.00 %		23.15 %	
1-Dec-13 to 30-Nov-17	Non-Donor Project			200.00	0.00	0.00 %			
							<b>Taka Release :</b>	6,150.00	
							<b>% of Allocation :</b>	100.00 %	
1,468	5605-9732	Chapainowabgonj 100 M.W. HFO based Power Plant.	111,322.00	36,300.00	46,622.13	128.44 %	44.00 %	47,102.13	50.75 %
			22,084.00	2,300.00	2,290.24	99.58 %	44.25 %	44,331.89	
			89,238.00	34,000.00	44,331.89	130.39 %		42.31 %	
			0.00	0.00	0.00	0.00 %		49.68 %	
1-Jul-13 to 30-Jun-17	EC			0.00	0.00	0.00 %			
				0.00	0.00	0.00 %	<b>Taka Release :</b>	2,300.00	
							<b>% of Allocation :</b>	100.00 %	
1,469	5605-5095	Construction of Khulna Coal based Power Plant Connecting Road.	18,580.00	7,000.00	7,000.00	100.00 %	20.00 %	8,897.03	96.94 %
			18,580.00	7,000.00	7,000.00	100.00 %	20.00 %	0.00	
			0.00	0.00	0.00	0.00 %		47.88 %	
			0.00	0.00	0.00	0.00 %		0.00 %	
1-Oct-13 to 31-Dec-17	Non-Donor Project			0.00	0.00	0.00 %			
				0.00	0.00	0.00 %	<b>Taka Release :</b>	7,000.00	
							<b>% of Allocation :</b>	100.00 %	

## Project-wise Implementation Status of the project under Power Division

Reporting Period: July 2015 To June 2016

RADP:2015-16

(Taka in Lakh)

SI No.	Ministry/Division Name Agency Name Project Code and Name		Project Cost	Target and Progress			Cumulative Progress upto Reporting Period		
				Financial		Physical (% of Total Project) A) Target B) Progress	Fin. Total PA (% of Projects Cost)	Physical Progress in %	
				Allocation	Expenditure				
Implementation Period	Development Partner	A) Total B) Taka C) PA D) RPA	A) Total B) Taka C) PA D) RPA E) CDVAT	A) Total B) Taka C) PA D) RPA E) CDVAT	% of Allocation				
1	2	3	4	5	6	7	8	9	
1,470	5605-5094	Pre-payment Metering for Distribution, Comilla and Mymensingh.	13,249.00	198.00	172.10	86.92 %	81.93 %	241.36	82.67 %
			2,844.00	111.00	98.60	88.83 %	81.93 %	73.50	
			10,405.00	87.00	73.50	84.48 %		1.82 %	
			8,490.00	0.00	0.00	0.00 %		0.71 %	
1-Jul-13	to 31-Dec-17	KfW		0.00	0.00	0.00 %			
				0.00	0.00	0.00 %			
							<b>Taka Release :</b>	99.00	
							<b>% of Allocation :</b>	89.19 %	
1,471	5605-5064	Construction of Ghorashal 365 M.W. Combined Cycle Power Plant.	251,197.00	51,550.00	48,738.04	94.55 %	31.59 %	83,811.62	36.59 %
			85,878.00	1,550.00	1,550.00	100.00 %	32.82 %	61,918.10	
			165,319.00	50,000.00	47,188.04	94.38 %		33.36 %	
			0.00	0.00	0.00	0.00 %		37.45 %	
1-Jul-13	to 30-Jun-16	EC		0.00	0.00	0.00 %			
				300.00	300.00	100.00 %			
							<b>Taka Release :</b>	1,550.00	
							<b>% of Allocation :</b>	100.00 %	
1,472	5605-5129	Power Distribution system Development Project Chittagong Zone.	109,969.00	23,289.00	23,289.00	100.00 %	21.50 %	30,773.00	28.13 %
			109,969.00	23,289.00	23,289.00	100.00 %	21.50 %	0.00	
			0.00	0.00	0.00	0.00 %		27.98 %	
			0.00	0.00	0.00	0.00 %		0.00 %	
1-Jul-14	to 30-Jun-18	Non-Donor Project		0.00	0.00	0.00 %			
				0.00	0.00	0.00 %			
							<b>Taka Release :</b>	23,289.00	
							<b>% of Allocation :</b>	100.00 %	

## Project-wise Implementation Status of the project under Power Division

Reporting Period: July 2015 To June 2016

RADP:2015-16

(Taka in Lakh)

SI No.	Ministry/Division Name Agency Name Project Code and Name		Project Cost	Target and Progress			Cumulative Progress upto Reporting Period		
				Financial		Physical (% of Total Project) A) Target B) Progress	Fin. Total PA (% of Projects Cost)	Physical Progress in %	
				Allocation	Expenditure				
Implementation Period	Development Partner	A) Total B) Taka C) PA D) RPA	A) Total B) Taka C) PA D) RPA E) CDVAT	A) Total B) Taka C) PA D) RPA E) CDVAT	% of Allocation				
1	2	3	4	5	6	7	8	9	
1,473	5605-5134	Re-powering Project of Ghorasal 3rd Unit.	251,935.00	30,300.00	30,293.00	99.98 %	3.00 %	30,293.00	3.00 %
			49,980.00	0.00	0.00	0.00 %	3.00 %	30,293.00	
			201,955.00	30,300.00	30,293.00	99.98 %		12.02 %	
1-Jan-15 to 31-Dec-17	Non-Donor Project		0.00	0.00	0.00	0.00 %		15.00 %	
				0.00	0.00	0.00 %	<b>Taka Release :</b>		0.00
						0.00 %	<b>% of Allocation :</b>		0.00 %
1,474	5605-5135	Rajshahi Power System Development Project.	87,243.00	7,938.00	7,938.00	100.00 %	12.00 %	7,938.00	12.00 %
			87,243.00	7,938.00	7,938.00	100.00 %	12.00 %	0.00	
			0.00	0.00	0.00	0.00 %		9.10 %	
1-May-15 to 31-Dec-18	Non-Donor Project		0.00	0.00	0.00	0.00 %		0.00 %	
				0.00	0.00	0.00 %	<b>Taka Release :</b>	7,938.00	
						0.00 %	<b>% of Allocation :</b>	100.00 %	
1,475	5605-5138	Thanchi Electrification Project, BPDB, Bandarban.	2,464.00	2,090.00	2,058.29	98.48 %	99.00 %	2,058.29	99.00 %
			2,464.00	2,090.00	2,058.29	98.48 %	99.00 %	0.00	
			0.00	0.00	0.00	0.00 %		83.53 %	
1-Apr-15 to 30-Jun-16	Non-Donor Project		0.00	0.00	0.00	0.00 %		0.00 %	
				0.00	0.00	0.00 %	<b>Taka Release :</b>	2,090.00	
						0.00 %	<b>% of Allocation :</b>	100.00 %	

## Project-wise Implementation Status of the project under Power Division

Reporting Period: July 2015 To June 2016

RADP:2015-16

(Taka in Lakh)

SI No.	Ministry/Division Name Agency Name Project Code and Name		Project Cost	Target and Progress			Cumulative Progress upto Reporting Period		
				Financial		Physical (% of Total Project) A) Target B) Progress	Fin. Total PA (% of Projects Cost)	Physical Progress in %	
				Allocation	Expenditure				
Implementation Period	Development Partner	A) Total B) Taka C) PA D) RPA	A) Total B) Taka C) PA D) RPA E) CDVAT	A) Total B) Taka C) PA D) RPA E) CDVAT	% of Allocation				
1	2	3	4	5	6	7	8	9	
1,476	5605-0001	Bibiyana South 400+10% M.W. Gas Fired Combined Cycle Power Plant Project.	262,600.00 262,600.00 0.00	7,500.00 7,500.00 0.00	4,173.32 4,173.32 0.00	55.64 % 55.64 % 0.00 %	4.00 % 2.23 % 0.00 %	24,335.87 0.00 9.27 % 0.00 %	9.15%
1-Jul-14	to 30-Jun-17	Non-Donor Project	0.00	0.00	0.00	0.00 %			
							<b>Taka Release :</b>	0.00	
							<b>% of Allocation :</b>	0.00 %	
1,477	5605-5002	Rampal power plant project in the second block of land development, conservation and the boundary wall construction project..	46,257.00 46,257.00 0.00	6,382.00 6,382.00 0.00	6,380.00 6,380.00 0.00	99.97 % 99.97 % 0.00 %	13.80 % 13.80 % 0.00 %	6,380.00 0.00 13.79 % 0.00 %	13.80%
1-Sep-14	to 31-Dec-16	Non-Donor Project	0.00	0.00	0.00	0.00 %			
							<b>Taka Release :</b>	6,382.00	
							<b>% of Allocation :</b>	100.00 %	
1,478	5605-5007	Rangpur Zone Power System Development Project.	133,428.00 133,428.00 0.00	9,090.00 9,090.00 0.00	9,090.00 9,090.00 0.00	100.00 % 100.00 % 0.00 %	6.50 % 6.50 % 0.00 %	9,090.00 0.00 6.81 % 0.00 %	6.50%
1-Jul-15	to 30-Jun-19	Non-Donor Project	0.00	0.00	0.00	0.00 %			
							<b>Taka Release :</b>	9,090.00	
							<b>% of Allocation :</b>	100.00 %	



## Project-wise Implementation Status of the project under Power Division

Reporting Period: July 2015 To June 2016

RADP:2015-16

(Taka in Lakh)

SI No.	Ministry/Division Name Agency Name Project Code and Name		Project Cost	Target and Progress			Cumulative Progress upto Reporting Period		
				Financial		Physical (% of Total Project) A) Target B) Progress	Fin. Total PA (% of Projects Cost)	Physical Progress in %	
				Allocation	Expenditure				
Implementation Period	Development Partner	A) Total B) Taka C) PA D) RPA	A) Total B) Taka C) PA D) RPA E) CDVAT	A) Total B) Taka C) PA D) RPA E) CDVAT	% of Allocation				
1	2	3	4	5	6	7	8	9	
1,479	5605-5006	Technical Assistance for the Study of Energy Security and Feasibility Study of Generation Project in Bangladesh.	1,110.00	240.00	120.24	50.10 %	10.83 %	120.24	10.83 %
			154.00	0.00	0.00	0.00 %	10.83 %	120.24	
			956.00	240.00	120.24	50.10 %		10.83 %	
15-Jan-15 to 30-Jun-17	ADB		0.00	0.00	0.00	0.00 %		12.58 %	
				0.00	0.00	0.00 %			
<b>Executing Agency Total</b>			3,056,211.87	499,589.00	497,137.38	99.51 %			
			1,370,912.50	151,712.00	148,290.07	97.74 %			
			1,685,299.37	347,877.00	348,847.31	100.28 %			
			25,979.00	0.00	0.00	0.00 %			
				2,300.00	300.00	13.04 %			
							<b>Taka Release :</b>	144,169.00	
							<b>% of Allocation :</b>	<b>95.03 %</b>	
<b>Power Grid Company of Bangladesh</b>									
1,480	5605-9684	Bibiana-Kaliakoir 400 kv and Fenchugonj-Bibiana 230 Transmission Line.	201,056.00	33,550.00	33,586.12	100.11 %	16.69 %	133,144.56	81.05 %
			127,056.00	18,550.00	18,274.59	98.52 %	16.69 %	63,589.47	
			74,000.00	15,000.00	15,311.53	102.08 %		66.22 %	
			0.00	0.00	0.00	0.00 %		85.93 %	
1-Jul-10 to 30-Jun-17	UNICEF, South Korea			4,500.00	3,474.59	77.21 %			
							<b>Taka Release :</b>	18,550.00	
							<b>% of Allocation :</b>	100.00 %	

## Project-wise Implementation Status of the project under Power Division

Reporting Period: July 2015 To June 2016

RADP:2015-16

(Taka in Lakh)

SI No.	Ministry/Division Name Agency Name Project Code and Name		Project Cost A) Total B) Taka C) PA D) RPA	Target and Progress			Cumulative Progress upto Reporting Period		
				Financial		Physical (% of Total Project) A) Target B) Progress	Fin. Total PA (% of Projects Cost)	Physical Progress in %	
	Allocation	Expenditure							
	Implementation Period	Development Partner		A) Total B) Taka C) PA D) RPA E) CDVAT	A) Total B) Taka C) PA D) RPA E) CDVAT	% of Allocation			
	1	2	3	4	5	6	7	8	9
1,481	5605-5036	National Power Transmission Network Development Project.	242,660.00	19,500.00	17,950.09	92.05 %	9.09 %	18,936.80	9.32 %
			65,907.00	1,500.00	1,500.00	100.00 %	7.82 %	17,436.80	
			176,753.00	18,000.00	16,450.09	91.39 %		7.80 %	
								9.87 %	
1-Jan-13	to 30-Jun-17	JICA	0.00	0.00	0.00	0.00 %			
				1,500.00	1,500.00	100.00 %		Taka Release : 1,500.00	
								% of Allocation : 100.00 %	
1,482	5605-9680	132 KV Grid Network Development Project in Eastern Region	98,684.00	21,765.00	22,296.49	102.44 %	22.00 %	29,008.36	49.20 %
			29,361.00	7,125.00	7,112.68	99.83 %	21.20 %	21,169.69	
			69,323.00	14,640.00	15,183.81	103.71 %		29.40 %	
								30.54 %	
1-Jan-13	to 30-Jun-17	ADB	0.00	0.00	0.00	0.00 %			
				8,200.00	6,414.81	78.23 %		Taka Release : 6,850.00	
								% of Allocation : 96.14 %	
1,483	5605-5052	400/230/132 KV Grid Network Development.	322,707.00	3,200.00	3,073.46	96.05 %	15.00 %	3,073.46	22.34 %
			88,891.00	200.00	0.00	0.00 %	14.90 %	3,073.46	
			233,816.00	3,000.00	3,073.46	102.45 %		0.95 %	
								1.31 %	
1-Jul-13	to 30-Jun-17	Non-Donor Project	0.00	0.00	0.00	0.00 %			
				200.00	0.00	0.00 %		Taka Release : 0.00	
								% of Allocation : 0.00 %	

## Project-wise Implementation Status of the project under Power Division

Reporting Period: July 2015 To June 2016

RADP:2015-16

(Taka in Lakh)

SI No.	Ministry/Division Name Agency Name Project Code and Name		Project Cost	Target and Progress			Cumulative Progress upto Reporting Period		
				Financial		Physical (% of Total Project) A) Target B) Progress	Fin. Total PA (% of Projects Cost)	Physical Progress in %	
				Allocation	Expenditure				
1	2	3	4	5	6	7	8	9	
1,484	5605-9767	Enhancement of Capacity of Grid Sub-station and Transmission Line for Rural Electrification.	133,268.00	3,042.00	3,034.83	99.76 %	20.00 %	3,034.83	18.91%
			42,035.00	0.00	0.00	0.00 %	18.01 %	3,034.83	
			91,233.00	3,042.00	3,034.83	99.76 %		2.28 %	
1-Jul-14	to 31-Dec-17	World Bank	0.00	0.00	0.00	0.00 %		3.33 %	
				0.00	0.00	0.00 %			
							<b>Taka Release :</b>	0.00	
							<b>% of Allocation :</b>	0.00 %	
1,485	5605-5133	Ashugonj-Bhulta 400 KV Transmission Line Project.	85,368.00	18,754.00	18,655.45	99.47 %	48.05 %	21,468.45	58.05%
			85,368.00	18,754.00	18,655.45	99.47 %	48.05 %	0.00	
			0.00	0.00	0.00	0.00 %		25.15 %	
			0.00	0.00	0.00	0.00 %		0.00 %	
1-Jul-14	to 30-Jun-17	Non-Donor Project	0.00	0.00	0.00	0.00 %			
				3,000.00	1,776.45	59.22 %			
							<b>Taka Release :</b>	18,754.00	
							<b>% of Allocation :</b>	100.00 %	
1,486	5605-5136	Grid Interconnection between Tripura (India) and Comilla (South Sub-station) Bangladesh Project.	17,178.00	8,638.00	9,273.66	107.36 %	62.07 %	15,152.08	100.00%
			17,178.00	8,638.00	9,273.66	107.36 %	62.07 %	0.00	
			0.00	0.00	0.00	0.00 %		88.21 %	
			0.00	0.00	0.00	0.00 %		0.00 %	
1-Jan-15	to 30-Jun-16	Non-Donor Project	0.00	0.00	0.00	0.00 %			
				1,018.00	1,873.00	183.99 %			
							<b>Taka Release :</b>	8,619.50	
							<b>% of Allocation :</b>	99.79 %	

## Project-wise Implementation Status of the project under Power Division

Reporting Period: July 2015 To June 2016

RADP:2015-16

(Taka in Lakh)

SI No.	Ministry/Division Name Agency Name Project Code and Name		Project Cost	Target and Progress			Cumulative Progress upto Reporting Period		
				Financial		Physical (% of Total Project) A) Target B) Progress	Fin. Total PA (% of Projects Cost)	Physical Progress in %	
				Allocation	Expenditure				
Implementation Period	Development Partner	A) Total B) Taka C) PA D) RPA	A) Total B) Taka C) PA D) RPA E) CDVAT	A) Total B) Taka C) PA D) RPA E) CDVAT	% of Allocation				
1	2	3	4	5	6	7	8	9	
1,487	5605-5137	Capacity Upgradation (500 mw) of the Existing Bangladesh (Bheramara) -India (Bahrapur) Grid Interconnection.	140,479.00	23,845.00	23,154.00	97.10 %	59.65 %	23,826.68	30.99 %
			55,991.00	5,285.00	5,085.00	96.22 %	20.99 %	18,069.00	
			84,488.00	18,560.00	18,069.00	97.35 %		16.96 %	
								21.39 %	
1-Jan-15 to 30-Jun-18	Non-Donor Project		0.00	0.00	0.00	0.00 %			
				0.00	0.00	0.00 %			
							<b>Taka Release :</b>	5,085.00	
							<b>% of Allocation :</b>	96.22 %	
1,488	5605-5000	Network development projects in the western grid.	142,389.00	300.00	307.93	102.64 %	6.10 %	307.93	6.10 %
			79,869.00	0.00	0.00	0.00 %	6.10 %	307.93	
			62,520.00	300.00	307.93	102.64 %		0.22 %	
			0.00	0.00	0.00	0.00 %		0.49 %	
1-Jan-16 to 30-Jun-19	KfW		0.00	0.00	0.00	0.00 %			
				0.00	0.00	0.00 %			
							<b>Taka Release :</b>	0.00	
							<b>% of Allocation :</b>	0.00 %	
1,489	5605-5018	Feasibility Study to Connect Nuclear Power Plant with National Grid.	1,010.00	120.00	0.00	0.00 %	0.00 %	0.00	0.00 %
			1,010.00	120.00	0.00	0.00 %	0.00 %	0.00	
			0.00	0.00	0.00	0.00 %		0.00 %	
			0.00	0.00	0.00	0.00 %		0.00 %	
1-Oct-15 to 31-Dec-16	Non-Donor Project		0.00	0.00	0.00	0.00 %			
				0.00	0.00	0.00 %			
							<b>Taka Release :</b>	0.00	
							<b>% of Allocation :</b>	0.00 %	

## Project-wise Implementation Status of the project under Power Division

Reporting Period: July 2015 To June 2016

RADP:2015-16

(Taka in Lakh)

SI No.	Ministry/Division Name Agency Name Project Code and Name		Project Cost	Target and Progress			Cumulative Progress upto Reporting Period		
				Allocation	Financial		Physical (% of Total Project) A) Target B) Progress	Fin. Total PA (% of Projects Cost)	Physical Progress in %
					A) Total B) Taka C) PA D) RPA E) CDVAT	A) Total B) Taka C) PA D) RPA E) CDVAT			
Implementation Period	Development Partner	A) Total B) Taka C) PA D) RPA	A) Total B) Taka C) PA D) RPA E) CDVAT	A) Total B) Taka C) PA D) RPA E) CDVAT	% of Allocation	A) Target B) Progress	Fin. Total PA (% of Projects Cost)	Physical Progress in %	
1	2	3	4	5	6	7	8	9	

<b>Executing Agency Total</b>	1,384,799.00	132,714.00	131,332.03	98.96 %	<b>Taka Release :</b>	59,358.50
	592,666.00	60,172.00	59,901.38	99.55 %	<b>% of Allocation :</b>	98.65 %
	792,133.00	72,542.00	71,430.65	98.47 %		
	0.00	0.00	0.00	0.00 %		
		18,418.00	15,038.85	81.65 %		

**Rural Electrification Board**

1,490	5605-7600	Rural Electrification Upgradation Project (Rajshahi, Rangpur, Khulna and Barisal Division)	154,136.00	29,750.00	22,170.16	74.52 %	19.96 %	126,423.14	87.91 %
			39,764.00	7,050.00	3,960.16	56.17 %	17.13 %	97,640.21	
			114,372.00	22,700.00	18,210.00	80.22 %		82.02 %	
1-Jul-10	to 30-Jun-16	JICA	0.00	0.00	0.00	0.00 %		85.37 %	
				1,000.00	0.00	0.00 %	<b>Taka Release :</b>	7,050.00	
							<b>% of Allocation :</b>	100.00 %	
1,491	5605-7700	Rural Electrification Extension Barisal Divisional Programme -1.	33,180.00	14,645.00	14,216.00	97.07 %	48.14 %	26,475.43	82.71 %
			17,580.00	3,645.00	3,373.00	92.54 %	44.40 %	10,847.78	
			15,600.00	11,000.00	10,843.00	98.57 %		79.79 %	
1-Jul-10	to 30-Jun-16	IDB	0.00	0.00	0.00	0.00 %		69.54 %	
				1,400.00	0.00	0.00 %	<b>Taka Release :</b>	3,645.00	
							<b>% of Allocation :</b>	100.00 %	

## Project-wise Implementation Status of the project under Power Division

Reporting Period: July 2015 To June 2016

RADP:2015-16

(Taka in Lakh)

SI No.	Ministry/Division Name Agency Name Project Code and Name		Project Cost	Target and Progress			Cumulative Progress upto Reporting Period		
				Financial		Physical (% of Total Project) A) Target B) Progress	Fin. Total PA (% of Projects Cost)	Physical Progress in %	
				Allocation	Expenditure				
Implementation Period	Development Partner	A) Total B) Taka C) PA D) RPA	A) Total B) Taka C) PA D) RPA E) CDVAT	A) Total B) Taka C) PA D) RPA E) CDVAT	% of Allocation	A) Target B) Progress	Fin. Total PA (% of Projects Cost)	Physical Progress in %	
1	2	3	4	5	6	7	8	9	
1,492	5605-5012	18 lakh Consumer Connection through Rural Electrification Expansion.	642,599.00	138,500.00	138,438.92	99.96 %	21.58 %	511,925.35	80.20 %
			642,599.00	138,500.00	138,438.92	99.96 %	21.58 %	0.00	
			0.00	0.00	0.00	0.00 %		79.66 %	
			0.00	0.00	0.00	0.00 %		0.00 %	
1-Jan-12 to 31-Dec-17	Non-Donor Project		0.00	0.00	0.00	0.00 %			
				0.00	0.00	0.00 %		<b>Taka Release :</b> 138,500.00	
					0.00	0.00 %		<b>% of Allocation :</b> 100.00 %	
1,493	5605-5105	Rural Electrification Expansion Dhaka Division Program-2.	164,537.00	41,610.00	41,607.68	99.99 %	25.29 %	46,921.30	28.52 %
			164,537.00	41,610.00	41,607.68	99.99 %	25.29 %	0.00	
			0.00	0.00	0.00	0.00 %		28.52 %	
			0.00	0.00	0.00	0.00 %		0.00 %	
1-Jul-14 to 30-Jun-18	Non-Donor Project		0.00	0.00	0.00	0.00 %			
				0.00	0.00	0.00 %		<b>Taka Release :</b> 41,610.00	
					0.00	0.00 %		<b>% of Allocation :</b> 100.00 %	
1,494	5605-5083	Upgradation of Rural Distribution System (Dhaka, Chittagong and Sylhet Division).	519,833.32	46,625.00	54,402.60	116.68 %	8.97 %	55,549.27	12.02 %
			149,333.32	8,125.00	7,024.08	86.45 %	10.98 %	47,870.98	
			370,500.00	38,500.00	47,378.52	123.06 %		10.69 %	
			0.00	0.00	0.00	0.00 %		12.92 %	
1-Jul-14 to 30-Jun-18	Non-Donor Project		0.00	0.00	0.00	0.00 %			
				5,000.00	0.00	0.00 %		<b>Taka Release :</b> 8,125.00	
					0.00	0.00 %		<b>% of Allocation :</b> 100.00 %	

## Project-wise Implementation Status of the project under Power Division

Reporting Period: July 2015 To June 2016

RADP:2015-16

(Taka in Lakh)

SI No.	Ministry/Division Name Agency Name Project Code and Name		Project Cost	Target and Progress			Cumulative Progress upto Reporting Period		
				Financial		Physical (% of Total Project) A) Target B) Progress	Fin. Total PA (% of Projects Cost)	Physical Progress in %	
				Allocation	Expenditure				
Implementation Period	Development Partner	A) Total B) Taka C) PA D) RPA	A) Total B) Taka C) PA D) RPA E) CDVAT	A) Total B) Taka C) PA D) RPA E) CDVAT	% of Allocation				
1	2	3	4	5	6	7	8	9	
1,495	5605-5107	Rural Electrification Expansion Rajshahi-Rangpur Division Program-2.	138,520.00	35,010.00	34,760.30	99.29 %	25.27 %	39,182.74	28.29 %
			138,520.00	35,010.00	34,760.30	99.29 %	25.10 %	0.00	
			0.00	0.00	0.00	0.00 %		28.29 %	
			0.00	0.00	0.00	0.00 %		0.00 %	
1-Jul-14	to 30-Jun-18	Non-Donor Project	0.00	0.00	0.00	0.00 %			
				0.00	0.00	0.00 %		<b>Taka Release :</b>	35,010.00
					0.00	0.00 %		<b>% of Allocation :</b>	100.00 %
1,496	5605-5106	Rural Electrification Expansion Chittagong-Sylhet Division Program-2	168,730.00	42,500.00	42,499.79	100.00 %	25.19 %	46,806.49	27.74 %
			168,730.00	42,500.00	42,499.79	100.00 %	25.19 %	0.00	
			0.00	0.00	0.00	0.00 %		27.74 %	
			0.00	0.00	0.00	0.00 %		0.00 %	
1-Jul-14	to 30-Jun-18	Non-Donor Project	0.00	0.00	0.00	0.00 %			
				0.00	0.00	0.00 %		<b>Taka Release :</b>	42,500.00
					0.00	0.00 %		<b>% of Allocation :</b>	100.00 %
1,497	5605-5108	Construction of Switching Station for Rural Electrification Program.	12,158.03	9,456.00	9,331.46	98.68 %	77.88 %	10,315.49	84.92 %
			12,158.03	9,456.00	9,331.46	98.68 %	76.83 %	0.00	
			0.00	0.00	0.00	0.00 %		84.85 %	
			0.00	0.00	0.00	0.00 %		0.00 %	
1-Jul-14	to 31-Mar-16	Non-Donor Project	0.00	0.00	0.00	0.00 %			
				0.00	0.00	0.00 %		<b>Taka Release :</b>	9,456.00
					0.00	0.00 %		<b>% of Allocation :</b>	100.00 %

## Project-wise Implementation Status of the project under Power Division

Reporting Period: July 2015 To June 2016

RADP:2015-16

(Taka in Lakh)

SI No.	Ministry/Division Name Agency Name Project Code and Name		Project Cost	Target and Progress			Cumulative Progress upto Reporting Period		
				Financial		Physical (% of Total Project) A) Target B) Progress	Fin. Total PA (% of Projects Cost)	Physical Progress in %	
				Allocation	Expenditure				
Implementation Period	Development Partner	A) Total B) Taka C) PA D) RPA	A) Total B) Taka C) PA D) RPA E) CDVAT	A) Total B) Taka C) PA D) RPA E) CDVAT	% of Allocation				
1	2	3	4	5	6	7	8	9	
1,498	5605-5132	Rural Electrification Expansion Khulna Division Program-2.	99,550.00 99,550.00 0.00	38,400.00 38,400.00 0.00	37,796.80 37,796.80 0.00	98.43 % 98.43 % 0.00 %	38.57 % 37.97 % 0.00 %	41,745.07 0.00 41.93 % 0.00 %	41.94 %
1-Jul-14	to 30-Jun-18	Non-Donor Project	0.00	0.00	0.00	0.00 %			
				0.00	0.00	0.00 %	<b>Taka Release :</b>	38,400.00	
						0.00 %	<b>% of Allocation :</b>	100.00 %	
1,499	5605-5131	Rural Electrification Expansion Barisal Division Program-2.	83,890.00 83,890.00 0.00	31,500.00 31,500.00 0.00	30,225.96 30,225.96 0.00	95.96 % 95.96 % 0.00 %	37.54 % 36.03 % 0.00 %	34,218.49 0.00 40.79 % 0.00 %	40.79 %
1-Jul-14	to 30-Jun-18	Non-Donor Project	0.00	0.00	0.00	0.00 %			
				0.00	0.00	0.00 %	<b>Taka Release :</b>	31,500.00	
						0.00 %	<b>% of Allocation :</b>	100.00 %	
1,500	5605-5005	1.5 million Customer Connections through the Expansion of Rural Electrification.	691,541.00 691,541.00 0.00	12,000.00 12,000.00 0.00	11,937.62 11,937.62 0.00	99.48 % 99.48 % 0.00 %	1.74 % 1.73 % 0.00 %	11,937.62 0.00 1.73 % 0.00 %	1.73 %
1-Jan-16	to 31-Dec-18	Non-Donor Project	0.00	0.00	0.00	0.00 %			
				0.00	0.00	0.00 %	<b>Taka Release :</b>	12,000.00	
						0.00 %	<b>% of Allocation :</b>	100.00 %	



## Project-wise Implementation Status of the project under Power Division

Reporting Period: July 2015 To June 2016

RADP:2015-16

(Taka in Lakh)

SI No.	Ministry/Division Name Agency Name Project Code and Name		Project Cost	Target and Progress			Cumulative Progress upto Reporting Period		
				Financial		Physical (% of Total Project) A) Target B) Progress	Fin. Total PA (% of Projects Cost)	Physical Progress in %	
				Allocation	Expenditure				
Implementation Period	Development Partner	A) Total B) Taka C) PA D) RPA	A) Total B) Taka C) PA D) RPA E) CDVAT	A) Total B) Taka C) PA D) RPA E) CDVAT	% of Allocation				
1	2	3	4	5	6	7	8	9	
1,501	5605-5003	Establishment of pre-payment E-meter in Dahaka Division Under the rural electrification program (1st phase).	43,645.00	10.00	0.00	0.00 %	0.02 %	0.00	0.00 %
			10,694.00	10.00	0.00	0.00 %	0.00 %	0.00	
			32,951.00	0.00	0.00	0.00 %		0.00 %	
1-Jul-15	to 30-Jun-18	ADB	147.00	0.00	0.00	0.00 %			
				0.00	0.00	0.00 %	<b>Taka Release :</b>	0.00	
							<b>% of Allocation :</b>	0.00 %	
1,502	5605-5139	Technical Assistance Project for Institutional Strengthening of Rural Electrification Program.	5,794.00	360.00	386.80	107.44 %	6.21 %	386.80	6.21 %
			1,114.00	30.00	15.02	50.07 %	6.21 %	371.78	
			4,680.00	330.00	371.78	112.66 %		6.68 %	
1-Jul-15	to 30-Jun-19	World Bank	0.00	0.00	0.00	0.00 %		7.94 %	
				0.00	0.00	0.00 %	<b>Taka Release :</b>	30.00	
							<b>% of Allocation :</b>	100.00 %	
<b>Executing Agency Total</b>			2,758,113.35	440,366.00	437,774.09	99.41 %	<b>Taka Release :</b>	367,826.00	
			2,220,010.35	367,836.00	360,970.79	98.13 %	<b>% of Allocation :</b>	100.00 %	
			538,103.00	72,530.00	76,803.30	105.89 %			
			147.00	0.00	0.00	0.00 %			
				7,400.00	0.00	0.00 %			

**Dhaka Electric Supply Company (DESCO)**

## Project-wise Implementation Status of the project under Power Division

Reporting Period: July 2015 To June 2016

RADP:2015-16

(Taka in Lakh)

SI No.	Ministry/Division Name Agency Name Project Code and Name		Project Cost	Target and Progress			Cumulative Progress upto Reporting Period		
				Financial		Physical (% of Total Project) A) Target B) Progress	Fin. Total PA (% of Projects Cost)	Physical Progress in %	
				Allocation	Expenditure				
Implementation Period	Development Partner	A) Total B) Taka C) PA D) RPA	A) Total B) Taka C) PA D) RPA E) CDVAT	A) Total B) Taka C) PA D) RPA E) CDVAT	% of Allocation				
1	2	3	4	5	6	7	8	9	
1,503	5605-5049	Construction of 132/33/11 KV Grid Sub-station in DESCO Area.	94,614.00 40,260.00 54,354.00	3,500.00 0.00 3,500.00	3,905.04 0.00 3,905.04	111.57 % 0.00 % 111.57 %	4.00 % 4.00 % 4.13 % 7.18 %	3,905.04 3,905.04	4.00 %
1-Jul-13	to 30-Jun-17	ADB	0.00	0.00	0.00	0.00 %			
				0.00	0.00	0.00 %	<b>Taka Release :</b>	0.00	
							<b>% of Allocation :</b>	0.00 %	
1,504	5605-5035	Augmentation and Rehabilitation of Distribution System in DESCO Area.	198,915.00 88,275.00 110,640.00	49,500.00 19,500.00 30,000.00	50,091.52 19,306.25 30,785.27	101.19 % 99.01 % 102.62 %	25.00 % 25.00 % 27.08 % 31.23 %	53,856.95 34,550.70	27.00 %
1-Jul-13	to 30-Jun-17	ADB	0.00	0.00	0.00	0.00 %			
				19,500.00	0.00	0.00 %	<b>Taka Release :</b>	19,500.00	
							<b>% of Allocation :</b>	100.00 %	
<b>Executing Agency Total</b>			293,529.00	53,000.00	53,996.56	101.88 %	<b>Taka Release :</b>	19,500.00	
			128,535.00	19,500.00	19,306.25	99.01 %	<b>% of Allocation :</b>	<b>100.00 %</b>	
			164,994.00	33,500.00	34,690.31	103.55 %			
			0.00	0.00	0.00	0.00 %			
				19,500.00	0.00	0.00 %			

**Dhaka Power Distribution Company (DPDC)**

## Project-wise Implementation Status of the project under Power Division

Reporting Period: July 2015 To June 2016

RADP:2015-16

(Taka in Lakh)

SI No.	Ministry/Division Name Agency Name Project Code and Name		Project Cost	Target and Progress			Cumulative Progress upto Reporting Period		
				Financial		Physical (% of Total Project) A) Target B) Progress	Fin. Total PA (% of Projects Cost)	Physical Progress in %	
				Allocation	Expenditure				
Implementation Period	Development Partner	A) Total B) Taka C) PA D) RPA	A) Total B) Taka C) PA D) RPA E) CDVAT	A) Total B) Taka C) PA D) RPA E) CDVAT	% of Allocation				
1	2	3	4	5	6	7	8	9	
1,505	5605-5090	Development of New 132/33 kv and 33/11 Sub-station under DPDC Project.	58,791.38 21,689.48 37,101.90	3,481.00 77.00 3,404.00	3,475.83 77.04 3,398.79	99.85 % 100.05 % 99.85 %	2.00 % 2.00 %	56,216.03 37,850.85 95.62 % 102.02 %	100.00 %
1-Jul-06	to 31-Dec-15	ADB, KfW	0.00	0.00 0.00	0.00 0.00	0.00 % 0.00 %		Taka Release : 77.00 % of Allocation : 100.00 %	
1,506	5605-9690	Rehabilitation and Augmentation of Distribution Network of DPDC.	20,130.00 20,130.00 0.00 0.00	41.00 41.00 0.00 0.00	41.00 41.00 0.00 0.00	100.00 % 100.00 % 0.00 % 0.00 %	0.20 % 0.20 %	15,966.00 0.00 79.31 % 0.00 %	84.20 %
1-Jan-10	to 30-Jun-16	Non-Donor Project	0.00	0.00 0.00	0.00 0.00	0.00 % 0.00 %		Taka Release : 41.00 % of Allocation : 100.00 %	
1,507	5605-5032	Construction and Expansion of Distribution Network North and South Zone under DPDC.	51,063.00 16,753.00 34,310.00 0.00	23,800.00 10,000.00 13,800.00 7,000.00	23,359.13 10,000.00 13,359.13 10,000.00	98.15 % 100.00 % 96.81 % 142.86 %	46.00 % 46.00 %	25,940.52 15,940.52 50.80 % 46.46 %	50.00 %
1-Jul-13	to 30-Jun-18	ADB	0.00	0.00 7,000.00	0.00 10,000.00	0.00 % 142.86 %		Taka Release : 10,000.00 % of Allocation : 100.00 %	

## Project-wise Implementation Status of the project under Power Division

Reporting Period: July 2015 To June 2016

RADP:2015-16

(Taka in Lakh)

SI No.	Ministry/Division Name Agency Name Project Code and Name		Project Cost	Target and Progress			Cumulative Progress upto Reporting Period		
				Financial		Physical (% of Total Project) A) Target B) Progress	Fin. Total PA (% of Projects Cost)	Physical Progress in %	
				Allocation	Expenditure				
Implementation Period	Development Partner	A) Total B) Taka C) PA D) RPA	A) Total B) Taka C) PA D) RPA E) CDVAT	A) Total B) Taka C) PA D) RPA E) CDVAT	% of Allocation				
1	2	3	4	5	6	7	8	9	
1,508	5605-9691	Pre-paid Metering Project of Six NOCS Division under DPDC.	17,336.49	84.00	67.00	79.76 %	2.00 %	67.00	2.00 %
			8,237.00	17.00	0.00	0.00 %	2.00 %	67.00	
			9,099.49	67.00	67.00	100.00 %		0.39 %	
1-Jul-13	to 31-Dec-17	KfW	0.00	0.00	0.00	0.00 %		0.74 %	
				0.00	0.00	0.00 %			
							<b>Taka Release :</b>	0.00	
							<b>% of Allocation :</b>	0.00 %	
1,509	5605-9692	Construction of New 132/33 KV and 33/11 KV Sub-station under DPDC.	185,066.00	25,550.00	27,060.40	105.91 %	15.00 %	29,024.27	17.00 %
			55,680.00	9,550.00	9,549.00	99.99 %	15.00 %	19,475.27	
			129,386.00	16,000.00	17,511.40	109.45 %		15.68 %	
1-Jul-13	to 30-Jun-17	ADB, KDF	0.00	0.00	0.00	0.00 %		15.05 %	
				7,800.00	0.00	0.00 %			
							<b>Taka Release :</b>	9,550.00	
							<b>% of Allocation :</b>	100.00 %	
1,510	5605-5092	Construction of 11 kV Switching Station at Bangabhaban, Ganabhaban and Prime Minister's Office.	2,488.70	1.00	0.00	0.00 %	1.00 %	0.00	1.00 %
			2,488.70	1.00	0.00	0.00 %	1.00 %	0.00	
			0.00	0.00	0.00	0.00 %		0.00 %	
1-Jul-14	to 30-Jun-18	Non-Donor Project	0.00	0.00	0.00	0.00 %		0.00 %	
				0.00	0.00	0.00 %			
							<b>Taka Release :</b>	0.00	
							<b>% of Allocation :</b>	0.00 %	

## Project-wise Implementation Status of the project under Power Division

Reporting Period: July 2015 To June 2016

RADP:2015-16

(Taka in Lakh)

SI No.	Ministry/Division Name Agency Name Project Code and Name		Project Cost	Target and Progress			Cumulative Progress upto Reporting Period		
				Financial		Physical (% of Total Project) A) Target B) Progress	Fin. Total PA (% of Projects Cost)	Physical Progress in %	
				Allocation	Expenditure				
Implementation Period	Development Partner	A) Total B) Taka C) PA D) RPA	A) Total B) Taka C) PA D) RPA E) CDVAT	A) Total B) Taka C) PA D) RPA E) CDVAT	% of Allocation				
1	2	3	4	5	6	7	8	9	
1,511	5605-5099	Pre-Payment Metering Project for 5 NOCS Divisions under DPDC.	22,442.00	1.00	0.00	0.00 %	0.00 %	0.00 %	
			22,442.00	1.00	0.00	0.00 %	0.00 %	0.00 %	
			0.00	0.00	0.00	0.00 %	0.00 %	0.00 %	
1-Jan-15 to 31-Dec-17	Non-Donor Project		0.00	0.00	0.00	0.00 %			
				0.00	0.00	0.00 %	<b>Taka Release :</b>	0.00	
							<b>% of Allocation :</b>	0.00 %	
<b>Executing Agency Total</b>			357,317.57	52,958.00	54,003.36	101.97 %	<b>Taka Release :</b>	19,668.00	
			147,420.18	19,687.00	19,667.04	99.90 %	<b>% of Allocation :</b>	<b>99.90 %</b>	
			209,897.39	33,271.00	34,336.32	103.20 %			
			0.00	0.00	0.00	0.00 %			
				14,800.00	10,000.00	67.57 %			
<b>Electric Generation Company of Bangladesh Ltd. (EGCBL)</b>									
1,512	5606-9636	Construction of Shiddirganj 335 M.W. Combined Cycle Power Plant.	414,415.00	12,500.00	12,122.61	96.98 %	3.02 %	239,994.95	67.44 %
			104,416.00	2,000.00	2,000.00	100.00 %	3.02 %	149,265.39	
			309,999.00	10,500.00	10,122.61	96.41 %		57.91 %	
			0.00	0.00	0.00	0.00 %		48.15 %	
1-Jan-09 to 30-Jun-17	World Bank		0.00	0.00	0.00	0.00 %	<b>Taka Release :</b>	2,000.00	
				0.00	0.00	0.00 %	<b>% of Allocation :</b>	100.00 %	

## Project-wise Implementation Status of the project under Power Division

Reporting Period: July 2015 To June 2016

RADP:2015-16

(Taka in Lakh)

SI No.	Ministry/Division Name Agency Name Project Code and Name		Project Cost	Target and Progress			Cumulative Progress upto Reporting Period		
				Financial		Physical (% of Total Project) A) Target B) Progress	Fin. Total PA (% of Projects Cost)	Physical Progress in %	
				Allocation	Expenditure				
1	2	3	4	5	6	7	8	9	
1,513	5606-5001	New Haripur Power Plant Development Project (Long-Term Services Agreement for Support Services and the upper 41 mehoh Haripur Combined Cycle Power Plant.	80,755.00 24,187.00 56,568.00	4,550.00 550.00 4,000.00	3,554.00 502.00 3,052.00	78.11 % 91.27 % 76.30 %	5.63 % 5.63 % 4.40 % 5.40 %	3,554.00 3,052.00	5.63 %
1-Jul-15 to 30-Jun-18	IDA		0.00	0.00	0.00	0.00 %			
				100.00	0.00	0.00 %	Taka Release : 550.00 % of Allocation : 100.00 %		
<b>Executing Agency Total</b>			495,170.00	17,050.00	15,676.61	91.94 %	Taka Release : 2,550.00 % of Allocation : 100.00 %		
			128,603.00	2,550.00	2,502.00	98.12 %			
			366,567.00	14,500.00	13,174.61	90.86 %			
			0.00	0.00	0.00	0.00 %			
				100.00	0.00	0.00 %			
<b>Ashugonj Power Station Company Ltd. (APSC)</b>									
1,514	5605-7500	Construction of Ashugonj 450 m.w. Combined Cycle Power Plant (North).	340,002.60 40,398.00 299,604.60	62,000.00 7,000.00 55,000.00	67,824.00 6,499.65 61,324.35	109.39 % 92.85 % 111.50 %	10.77 % 10.77 % 46.90 % 49.67 %	159,454.55 148,816.47	57.34 %
1-Dec-11 to 30-Jun-17	ADB, IDB		0.00	0.00	0.00	0.00 %			
				3,000.00	5,207.61	173.59 %	Taka Release : 6,500.00 % of Allocation : 92.86 %		

## Project-wise Implementation Status of the project under Power Division

Reporting Period: July 2015 To June 2016

RADP:2015-16

(Taka in Lakh)

SI No.	Ministry/Division Name Agency Name Project Code and Name		Project Cost	Target and Progress			Cumulative Progress upto Reporting Period		
				Allocation	Financial		Physical (% of Total Project) A) Target B) Progress	Fin. Total PA (% of Projects Cost)	Physical Progress in %
					A) Total B) Taka C) PA D) RPA E) CDVAT	A) Total B) Taka C) PA D) RPA E) CDVAT			
1	2	3	4	5	6	7	8	9	
1,515	5605-5004	Ashugonj 400 (+ -5%) mw Combined Cycle Power Plant Construction Project (East).	293,136.00	1.00	0.00	0.00 %	0.00 %	0.00	0.00 %
			57,308.00	1.00	0.00	0.00 %	0.00 %	0.00	0.00 %
			235,828.00	0.00	0.00	0.00 %		0.00 %	
1-Jul-15	to 30-Jun-20	ADB, IDB	0.00	0.00	0.00	0.00 %		0.00 %	
				0.00	0.00	0.00 %			
<b>Executing Agency Total</b>			633,138.60	62,001.00	67,824.00	109.39 %			
			97,706.00	7,001.00	6,499.65	92.84 %			
			535,432.60	55,000.00	61,324.35	111.50 %			
			0.00	0.00	0.00	0.00 %			
				3,000.00	5,207.61	173.59 %			
<b>West Zone Power Distribution Company Ltd. (WGPDC)</b>									
1,516	5605-9722	Development of Power Distribution System of 21 Districts.	46,918.00	1.00	0.00	0.00 %	0.00 %	44,276.00	100.00 %
			46,918.00	1.00	0.00	0.00 %	0.00 %	0.00	
			0.00	0.00	0.00	0.00 %		94.37 %	
			0.00	0.00	0.00	0.00 %		0.00 %	
1-Jan-11	to 31-Dec-15	Non-Donor Project	0.00	0.00	0.00	0.00 %			
				0.00	0.00	0.00 %			

## Project-wise Implementation Status of the project under Power Division

Reporting Period: July 2015 To June 2016

RADP:2015-16

(Taka in Lakh)

SI No.	Ministry/Division Name Agency Name Project Code and Name		Project Cost	Target and Progress			Cumulative Progress upto Reporting Period		
				Financial		Physical (% of Total Project) A) Target B) Progress	Fin. Total PA (% of Projects Cost)	Physical Progress in %	
				Allocation	Expenditure				
Implementation Period	Development Partner	A) Total B) Taka C) PA D) RPA	A) Total B) Taka C) PA D) RPA E) CDVAT	A) Total B) Taka C) PA D) RPA E) CDVAT	% of Allocation				
1	2	3	4	5	6	7	8	9	
1,517	5605-5102	Pre-payment Metering Project for Khulna City (Phase-1).	4,243.00	500.00	500.00	100.00 %	86.43 %	500.00	86.43 %
			503.00	500.00	500.00	100.00 %	86.43 %	0.00	
			3,740.00	0.00	0.00	0.00 %		11.78 %	
			0.00	0.00	0.00	0.00 %		0.00 %	
1-Jul-14	to 30-Jun-18	Non-Donor Project	0.00	0.00	0.00	0.00 %			
				400.00	0.00	0.00 %			
							<b>Taka Release :</b>	500.00	
							<b>% of Allocation :</b>	100.00 %	
1,518	5605-5109	Strengthening Power Distribution System Project.	83,243.66	6,500.00	6,500.00	100.00 %	8.00 %	8,000.00	10.00 %
			83,243.66	6,500.00	6,500.00	100.00 %	8.00 %	0.00	
			0.00	0.00	0.00	0.00 %		9.61 %	
			0.00	0.00	0.00	0.00 %		0.00 %	
1-Jul-14	to 30-Jun-18	Non-Donor Project	0.00	0.00	0.00	0.00 %			
				0.00	0.00	0.00 %			
							<b>Taka Release :</b>	6,500.00	
							<b>% of Allocation :</b>	100.00 %	
<b>Executing Agency Total</b>			134,404.66	7,001.00	7,000.00	99.99 %			
			130,664.66	7,001.00	7,000.00	99.99 %			
			3,740.00	0.00	0.00	0.00 %			
			0.00	0.00	0.00	0.00 %			
				400.00	0.00	0.00 %			
							<b>Taka Release :</b>	7,000.00	
							<b>% of Allocation :</b>	99.99 %	

**North-West Power Generation Company (NWPGC)**



## Project-wise Implementation Status of the project under Power Division

Reporting Period: July 2015 To June 2016

RADP:2015-16

(Taka in Lakh)

SI No.	Ministry/Division Name Agency Name Project Code and Name		Project Cost	Target and Progress			Cumulative Progress upto Reporting Period		
				Financial		Physical (% of Total Project) A) Target B) Progress	Fin. Total PA (% of Projects Cost)	Physical Progress in %	
				Allocation	Expenditure				
1	2	3	4	5	6	7	8	9	
1,519	5605-9667	Bheramara Combined Cycle Power Plant (360 MW).	414,048.00	144,000.00	144,700.00	100.49 %	30.00 %	198,653.29	70.01 %
			91,940.00	4,000.00	4,000.00	100.00 %	30.00 %	186,311.56	
			322,108.00	140,000.00	140,700.00	100.50 %		47.98 %	
								57.84 %	
1-Jul-10	to 31-Dec-17	JICA	0.00	0.00	0.00	0.00 %			
				1,000.00	0.00	0.00 %			
								<b>Taka Release :</b>	4,000.00
								<b>% of Allocation :</b>	100.00 %
1,520	5605-5045	Upgradation of Khulna 150 M.W. Picking Power Plant to 225 M.W. Combined Cycle Power Plant.	96,734.00	38,700.00	37,754.09	97.56 %	32.57 %	68,053.09	99.00 %
			18,078.00	500.00	72.16	14.43 %	32.57 %	63,681.93	
			78,656.00	38,200.00	37,681.93	98.64 %		70.35 %	
								80.96 %	
2-Dec-12	to 30-Jun-17	ADB	0.00	0.00	0.00	0.00 %			
				0.00	0.00	0.00 %			
								<b>Taka Release :</b>	500.00
								<b>% of Allocation :</b>	100.00 %
1,521	5605-5075	Land and Infrastructure Development for 660*2 MW Coal-Fired Thermal Power Plant Project at Barguna/Patuakhali	78,263.00	36,100.00	36,100.00	100.00 %	53.94 %	55,099.83	78.90 %
			78,263.00	36,100.00	36,100.00	100.00 %	53.95 %	0.00	
			0.00	0.00	0.00	0.00 %		70.40 %	
								0.00 %	
1-Jul-14	to 31-Dec-16	Non-Donor Project	0.00	0.00	0.00	0.00 %			
				0.00	0.00	0.00 %			
								<b>Taka Release :</b>	36,100.00
								<b>% of Allocation :</b>	100.00 %

## Project-wise Implementation Status of the project under Power Division

Reporting Period: July 2015 To June 2016

RADP:2015-16

(Taka in Lakh)

SI No.	Ministry/Division Name Agency Name Project Code and Name		Project Cost	Target and Progress			Cumulative Progress upto Reporting Period		
				Financial		Physical (% of Total Project) A) Target B) Progress	Fin. Total PA (% of Projects Cost)	Physical Progress in %	
	Allocation	Expenditure							
	Implementation Period	Development Partner	A) Total B) Taka C) PA D) RPA	A) Total B) Taka C) PA D) RPA E) CDVAT	A) Total B) Taka C) PA D) RPA E) CDVAT	% of Allocation			
	1	2	3	4	5	6	7	8	9

<b>Executing Agency Total</b>	589,045.00	218,800.00	218,554.09	99.89 %	<b>Taka Release :</b>	40,600.00
	188,281.00	40,600.00	40,172.16	98.95 %	<b>% of Allocation :</b>	100.00 %
	400,764.00	178,200.00	178,381.93	100.10 %		
	0.00	0.00	0.00	0.00 %		
		1,000.00	0.00	0.00 %		

**Coal Power Generation Company Ltd.(CPGC)**

1,522	5605-5093	Matarbari 2*600MW Ultra Super Critical Coal Fired Power Plan Project.	3,598,445.00	26,000.00	27,427.00	105.49 %	1.00 %	55,230.48	2.00 %
			704,542.00	6,000.00	6,000.00	100.00 %	1.00 %	22,474.00	
			2,893,903.00	20,000.00	21,427.00	107.14 %		1.53 %	
1-Jul-14	to 30-Jun-23	JICA	799,512.00	0.00	0.00	0.00 %		0.78 %	
				1,020.00	0.00	0.00 %	<b>Taka Release :</b>	6,000.00	
							<b>% of Allocation :</b>	100.00 %	
1,523	5605-5008	Bangladesh Singapore 700mw ultra super critical coal-based power plant acquisition and protection of land and feasibility study.	74,626.00	42,302.00	41,467.00	98.03 %	57.00 %	41,467.00	56.00 %
			74,626.00	42,302.00	41,467.00	98.03 %	56.00 %	0.00	
			0.00	0.00	0.00	0.00 %		55.57 %	
			0.00	0.00	0.00	0.00 %		0.00 %	
1-Jan-16	to 31-Dec-18	Non-Donor Project		0.00	0.00	0.00 %	<b>Taka Release :</b>	42,302.00	
				0.00	0.00	0.00 %	<b>% of Allocation :</b>	100.00 %	

## Project-wise Implementation Status of the project under Power Division

Reporting Period: July 2015 To June 2016

RADP:2015-16

(Taka in Lakh)

SI No.	Ministry/Division Name Agency Name Project Code and Name		Project Cost	Target and Progress			Cumulative Progress upto Reporting Period		
				Allocation	Financial		Physical (% of Total Project) A) Target B) Progress	Fin. Total PA (% of Projects Cost)	Physical Progress in %
					A) Total B) Taka C) PA D) RPA E) CDVAT	A) Total B) Taka C) PA D) RPA E) CDVAT			
Implementation Period	Development Partner	A) Total B) Taka C) PA D) RPA	A) Total B) Taka C) PA D) RPA E) CDVAT	A) Total B) Taka C) PA D) RPA E) CDVAT	% of Allocation	A) Target B) Progress	Fin. Total PA (% of Projects Cost)	Physical Progress in %	
1	2	3	4	5	6	7	8	9	

<b>Executing Agency Total</b>	3,673,071.00	68,302.00	68,894.00	100.87 %	<b>Taka Release :</b>	48,302.00
	779,168.00	48,302.00	47,467.00	98.27 %	<b>% of Allocation :</b>	100.00 %
	2,893,903.00	20,000.00	21,427.00	107.14 %		
	799,512.00	0.00	0.00	0.00 %		
		1,020.00	0.00	0.00 %		

**Powercell**

1,524	5601-5031	TA for Implementation of Bangladesh Power Sector Reform (Phase-2).	13,876.16	1,500.00	1,668.10	111.21 %	12.00 %	7,326.60	95.00 %
			1,958.00	300.00	224.05	74.68 %	8.00 %	6,369.20	
			11,918.16	1,200.00	1,444.05	120.34 %		52.80 %	
			8,432.16	1,200.00	1,444.05	120.34 %		53.44 %	
1-Jan-11	to 31-Dec-16	World Bank		0.00	0.00	0.00 %			
							<b>Taka Release :</b>	300.00	
							<b>% of Allocation :</b>	100.00 %	

<b>Executing Agency Total</b>	13,876.16	1,500.00	1,668.10	111.21 %	<b>Taka Release :</b>	300.00
	1,958.00	300.00	224.05	74.68 %	<b>% of Allocation :</b>	100.00 %
	11,918.16	1,200.00	1,444.05	120.34 %		
	8,432.16	1,200.00	1,444.05	120.34 %		
		0.00	0.00	0.00 %		

## Project-wise Implementation Status of the project under Power Division

Reporting Period: July 2015 To June 2016

RADP:2015-16

(Taka in Lakh)

SI No.	Ministry/Division Name Agency Name Project Code and Name		Project Cost	Target and Progress			Cumulative Progress upto Reporting Period		
				Allocation	Financial		Physical (% of Total Project) A) Target B) Progress	Fin. Total PA (% of Projects Cost)	Physical Progress in %
					Expenditure				
Implementation Period	Development Partner	A) Total B) Taka C) PA D) RPA	A) Total B) Taka C) PA D) RPA E) CDVAT	A) Total B) Taka C) PA D) RPA E) CDVAT	% of Allocation				
1	2	3	4	5	6	7	8	9	
<b>Ministry Total</b>		13,413,990.21	1,555,121.00	1,555,645.84	100.03 %		<b>Taka Release :</b> 716,354.50		
		5,787,775.69	725,250.00	712,536.96	98.25 %		<b>% of Allocation :</b> 98.77 %		
		7,626,214.52	829,871.00	843,108.88	101.60 %				
		834,070.16	1,200.00	1,444.05	120.34 %				
			67,938.00	30,546.46	44.96 %				

## Project-wise Implementation Status of the project under Ministry of Liberation War Affairs

Reporting Period: July 2015 To June 2016

RADP:2015-16

(Taka in Lakh)

SI No.	Ministry/Division Name Agency Name Project Code and Name		Project Cost	Target and Progress			Cumulative Progress upto Reporting Period	
				Financial		Physical (% of Total Project) A) Target B) Progress	Fin. Total PA (% of Projects Cost)	Physical Progress in %
				Allocation	Expenditure			
Implementation Period	Development Partner	A) Total B) Taka C) PA D) RPA	A) Total B) Taka C) PA D) RPA E) CDVAT	A) Total B) Taka C) PA D) RPA E) CDVAT	% of Allocation			
1	2	3	4	5	6	7	8	9

## Ministry of Liberation War Affairs

## Ministry's Own

1,525	6301-6180	Construction of Muktijuddho Smritistombha.	2,296.85 2,296.85 0.00 0.00	195.00 195.00 0.00 0.00	195.00 195.00 0.00 0.00	100.00 % 100.00 % 0.00 % 0.00 %	9.00 % 9.00 % 99.99 % 0.00 %	2,296.65 0.00 99.99 % 0.00 %	100.00 %
1-Jul-10	to 30-Jun-16	Non-Donor Project						Taka Release : % of Allocation :	195.00 100.00 %
1,526	6301-6190	Construction of all Districts Muktijoddha Sangsad Complex Building in Bangladesh (2nd Revised).	15,266.76 15,266.76 0.00 0.00	1,500.00 1,500.00 0.00 0.00	1,291.60 1,291.60 0.00 0.00	86.11 % 86.11 % 0.00 % 0.00 %	20.00 % 20.00 % 74.96 % 0.00 %	11,443.95 0.00 74.96 % 0.00 %	86.63 %
1-Jul-10	to 30-Jun-17	Non-Donor Project						Taka Release : % of Allocation :	1,500.00 100.00 %
1,527	6301-5011	Construction of Housing Landless and Underprivileged Mutijoddha Project.	22,797.37 22,797.37 0.00 0.00	7,500.00 7,500.00 0.00 0.00	7,462.63 7,462.63 0.00 0.00	99.50 % 99.50 % 0.00 % 0.00 %	24.12 % 24.12 % 70.13 % 0.00 %	15,986.69 0.00 70.13 % 0.00 %	70.00 %
1-Jan-12	to 30-Jun-17	Non-Donor Project						Taka Release : % of Allocation :	7,500.00 100.00 %

## Project-wise Implementation Status of the project under Ministry of Liberation War Affairs

Reporting Period: July 2015 To June 2016

RADP:2015-16

(Taka in Lakh)

SI No.	Ministry/Division Name Agency Name Project Code and Name		Project Cost	Target and Progress			Cumulative Progress upto Reporting Period		
				Allocation	Financial		Physical (% of Total Project) A) Target B) Progress	Fin. Total PA (% of Projects Cost)	Physical Progress in %
					A) Total B) Taka C) PA D) RPA E) CDVAT	A) Total B) Taka C) PA D) RPA E) CDVAT			
1	2	3	4	5	6	7	8	9	
1,528	6301-5013	Construction of Upazilla Muktijoddha Complex.	122,353.56	20,900.00	13,151.20	62.92 %	19.80 %	31,547.67	29.25 %
			122,353.56	20,900.00	13,151.20	62.92 %	12.19 %	0.00	
			0.00	0.00	0.00	0.00 %		25.78 %	
			0.00	0.00	0.00	0.00 %		0.00 %	
1-Jul-12	to 30-Jun-18	Non-Donor Project							
								Taka Release : 20,900.00	
								% of Allocation : 100.00 %	
<b>Executing Agency Total</b>			162,714.54	30,095.00	22,100.43	73.44 %		Taka Release : 30,095.00	
			162,714.54	30,095.00	22,100.43	73.44 %		% of Allocation : 100.00 %	
			0.00	0.00	0.00	0.00 %			
			0.00	0.00	0.00	0.00 %			
<b>Ministry Total</b>			162,714.54	30,095.00	22,100.43	73.44 %		Taka Release : 30,095.00	
			162,714.54	30,095.00	22,100.43	73.44 %		% of Allocation : 100.00 %	
			0.00	0.00	0.00	0.00 %			
			0.00	0.00	0.00	0.00 %			

## Project-wise Implementation Status of the project under Ministry of Expatriates' Welfare and Overseas Employment

Reporting Period: July 2015 To June 2016

RADP:2015-16

(Taka in Lakh)

SI No.	Ministry/Division Name Agency Name Project Code and Name		Project Cost	Target and Progress			Cumulative Progress upto Reporting Period		
				Allocation	Financial		Physical (% of Total Project) A) Target B) Progress	Fin. Total PA (% of Projects Cost)	Physical Progress in %
					A) Total B) Taka C) PA D) RPA E) CDVAT	A) Total B) Taka C) PA D) RPA E) CDVAT			
1	2	3	4	5	6	7	8	9	

**Ministry of Expatriates' Welfare and Overseas Employment**  
**Ministry's Own**

1,529	6501-5010	Promoting Decent Work through Improve Migration Policy and its Application in Bangladesh.	2,870.00 0.00 2,870.00 0.00	460.00 0.00 460.00 0.00	426.51 0.00 426.51 0.00	92.72 % 0.00 % 92.72 % 0.00 %	16.00 % 16.00 % 99.91 % 16.03 %	2,867.40 460.00 99.91 % 16.03 %	100.00 %
1-Jun-11	to 31-Dec-15	SDC							
							<b>Taka Release :</b>	0.00	
							<b>% of Allocation :</b>	0.00 %	
1,530	6501-5011	Institutional Support for Migrant Workers Remittance.	182.91 31.66 151.25 151.25	90.00 15.00 75.00 0.00	32.65 6.99 25.66 0.00	36.28 % 46.60 % 34.21 % 0.00 %	50.00 % 50.00 % 22.16 % 20.18 %	40.53 30.52 22.16 % 20.18 %	54.00 %
1-Jan-12	to 31-Dec-15	ADB							
							<b>Taka Release :</b>	15.00	
							<b>% of Allocation :</b>	100.00 %	
<b>Executing Agency Total</b>			3,052.91 31.66 3,021.25 151.25	550.00 15.00 535.00 0.00	459.16 6.99 452.17 0.00	83.48 % 46.60 % 84.52 % 0.00 %			
							<b>Taka Release :</b>	15.00	
							<b>% of Allocation :</b>	100.00 %	

**Manpower, Employment and Training Bureau**

## Project-wise Implementation Status of the project under Ministry of Expatriates' Welfare and Overseas Employment

Reporting Period: July 2015 To June 2016

RADP:2015-16

(Taka in Lakh)

SI No.	Ministry/Division Name Agency Name Project Code and Name		Project Cost	Target and Progress			Cumulative Progress upto Reporting Period		
				Financial		Physical (% of Total Project) A) Target B) Progress	Fin. Total PA (% of Projects Cost)	Physical Progress in %	
				Allocation	Expenditure				
Implementation Period	Development Partner	A) Total B) Taka C) PA D) RPA	A) Total B) Taka C) PA D) RPA E) CDVAT	A) Total B) Taka C) PA D) RPA E) CDVAT	% of Allocation				
1	2	3	4	5	6	7	8	9	
1,531	6531-5012	Establishment of Five Institute of Marine Technology ( 5-IMT) at Munshigonj, Faridpur, Chandpur, Sirajgonj and Bagerhat (3rd revised)	21,451.82 21,451.82 0.00	3,810.00 3,810.00 0.00	3,205.97 3,205.97 0.00	84.15 % 84.15 % 0.00 %	20.00 % 17.00 % 0.00 %	20,527.15 0.00 95.69 % 0.00 %	95.69%
1-Apr-10 to 30-Jun-16	Non-Donor Project		0.00	0.00	0.00	0.00 %			
				0.00	0.00	0.00 %	<b>Taka Release :</b> <b>% of Allocation :</b>	3,360.00 88.19 %	
1,532	6531-5013	Establishment of 30 (Thirty) Technical Training Centre (30 TTC) in Different District (2nd Revised).	82,571.73 82,571.73 0.00	15,200.00 15,200.00 0.00	13,175.88 13,175.88 0.00	86.68 % 86.68 % 0.00 %	20.00 % 16.00 % 0.00 %	73,688.63 0.00 89.24 % 0.00 %	89.24%
1-Jul-10 to 31-Dec-16	Non-Donor Project		0.00	0.00	0.00	0.00 %			
				0.00	0.00	0.00 %	<b>Taka Release :</b> <b>% of Allocation :</b>	15,200.00 100.00 %	
1,533	6531-5017	Stipend Program for the Trainees of Institute of Marine Technology and Technical Training Centers (7th Phase).	4,848.00 4,848.00 0.00	500.00 500.00 0.00	497.17 497.17 0.00	99.43 % 99.43 % 0.00 %	10.25 % 10.25 % 0.00 %	1,139.29 0.00 23.50 % 0.00 %	23.50%
1-Jul-12 to 30-Jun-17	Non-Donor Project		0.00	0.00	0.00	0.00 %			
				0.00	0.00	0.00 %	<b>Taka Release :</b> <b>% of Allocation :</b>	500.00 100.00 %	



## Project-wise Implementation Status of the project under Ministry of Expatriates' Welfare and Overseas Employment

Reporting Period: July 2015 To June 2016

RADP:2015-16

(Taka in Lakh)

SI No.	Ministry/Division Name Agency Name Project Code and Name		Project Cost	Target and Progress			Cumulative Progress upto Reporting Period		
				Financial		Physical (% of Total Project) A) Target B) Progress	Fin. Total PA (% of Projects Cost)	Physical Progress in %	
				Allocation	Expenditure				
Implementation Period	Development Partner	A) Total B) Taka C) PA D) RPA	A) Total B) Taka C) PA D) RPA E) CDVAT	A) Total B) Taka C) PA D) RPA E) CDVAT	% of Allocation				
1	2	3	4	5	6	7	8	9	
1,534	6531-5018	Modernization and Renovation of Bangladesh Institute of Marine Technology (2nd Phase).	5,548.00 5,548.00 0.00	1,100.00 1,100.00 0.00	1,092.30 1,092.30 0.00	99.30 % 99.30 % 0.00 %	19.83 % 19.69 % 0.00 %	1,151.13 0.00 0.00 %	20.75 %
1-Jan-14 to 30-Jun-18	Non-Donor Project		0.00	0.00	0.00	0.00 %			
				0.00	0.00	0.00 %		Taka Release : 1,100.00 % of Allocation : 100.00 %	
1,535	6531-5001	Establishment of 40 (forty) Technical Training Centre (TTC) at Upazila Level and 01 (one) Institute of Marine Technology (IMT) at Chittagong.	133,130.00 133,130.00 0.00	2,825.00 2,825.00 0.00	2,822.40 2,822.40 0.00	99.91 % 99.91 % 0.00 %	2.12 % 2.12 % 0.00 %	2,822.40 0.00 2.12 %	2.12 %
1-Jan-16 to 30-Jun-20	Non-Donor Project		0.00	0.00	0.00	0.00 %			
				0.00	0.00	0.00 %		Taka Release : 2,825.00 % of Allocation : 100.00 %	
<b>Executing Agency Total</b>			247,549.55 247,549.55 0.00 0.00	23,435.00 23,435.00 0.00 0.00	20,793.72 20,793.72 0.00 0.00	88.73 % 88.73 % 0.00 % 0.00 %		Taka Release : 22,985.00 % of Allocation : 98.08 %	

## Project-wise Implementation Status of the project under Ministry of Expatriates' Welfare and Overseas Employment

Reporting Period: July 2015 To June 2016

RADP:2015-16

(Taka in Lakh)

SI No.	Ministry/Division Name Agency Name Project Code and Name		Project Cost	Target and Progress			Cumulative Progress upto Reporting Period		
				Financial		Physical (% of Total Project) A) Target B) Progress	Fin. Total PA (% of Projects Cost)	Physical Progress in %	
	Allocation	Expenditure							
	Implementation Period	Development Partner	A) Total B) Taka C) PA D) RPA	A) Total B) Taka C) PA D) RPA E) CDVAT	A) Total B) Taka C) PA D) RPA E) CDVAT	% of Allocation			
	1	2	3	4	5	6	7	8	9
<b>Ministry Total</b>			250,602.46	23,985.00	21,252.88	88.61 %	<b>Taka Release :</b> 23,000.00		
			247,581.21	23,450.00	20,800.71	88.70 %	<b>% of Allocation :</b> 98.08 %		
			3,021.25	535.00	452.17	84.52 %			
			151.25	0.00	0.00	0.00 %			
				0.00	0.00	0.00 %			

## Project-wise Implementation Status of the project under Anti Corruption Commission

Reporting Period: July 2015 To June 2016

RADP:2015-16

(Taka in Lakh)

SI No.	Ministry/Division Name Agency Name Project Code and Name		Project Cost	Target and Progress			Cumulative Progress upto Reporting Period	
				Financial		Physical (% of Total Project) A) Target B) Progress	Fin. Total PA (% of Projects Cost)	Physical Progress in %
				Allocation	Expenditure			
Implementation Period	Development Partner	A) Total B) Taka C) PA D) RPA	A) Total B) Taka C) PA D) RPA E) CDVAT	A) Total B) Taka C) PA D) RPA E) CDVAT	% of Allocation			
1	2	3	4	5	6	7	8	9

## Anti Corruption Commission

## Anti Corruption Commission Own

1,536	6701-5012	Construction of a Office buildings for Integrated Habiganj and Noakhali District Office	1,272.00	10.00	0.00	0.00 %	0.00 %	0.00	0.00 %
			1,272.00	10.00	0.00	0.00 %	0.00 %	0.00	0.00 %
			0.00	0.00	0.00	0.00 %		0.00 %	
1-Jul-15	to 31-Dec-17	Non-Donor Project	0.00	0.00	0.00	0.00 %		0.00 %	
				0.00	0.00	0.00 %	<b>Taka Release :</b>	0.00	
							<b>% of Allocation :</b>	0.00 %	

<b>Executing Agency Total</b>			1,272.00	10.00	0.00	0.00 %	<b>Taka Release :</b>	0.00	
			1,272.00	10.00	0.00	0.00 %	<b>% of Allocation :</b>	0.00 %	
			0.00	0.00	0.00	0.00 %			
			0.00	0.00	0.00	0.00 %			
				0.00	0.00	0.00 %			
<b>Ministry Total</b>			1,272.00	10.00	0.00	0.00 %	<b>Taka Release :</b>	0.00	
			1,272.00	10.00	0.00	0.00 %	<b>% of Allocation :</b>	0.00 %	
			0.00	0.00	0.00	0.00 %			
			0.00	0.00	0.00	0.00 %			
				0.00	0.00	0.00 %			

## Project-wise Implementation Status of the project under Bridge Division

Reporting Period: July 2015 To June 2016

RADP:2015-16

(Taka in Lakh)

SI No.	Ministry/Division Name Agency Name Project Code and Name		Project Cost	Target and Progress			Cumulative Progress upto Reporting Period	
				Financial		Physical (% of Total Project) A) Target B) Progress	Fin. Total PA (% of Projects Cost)	Physical Progress in %
				Allocation	Expenditure			
Implementation Period	Development Partner	A) Total B) Taka C) PA D) RPA	A) Total B) Taka C) PA D) RPA E) CDVAT	A) Total B) Taka C) PA D) RPA E) CDVAT	% of Allocation			
1	2	3	4	5	6	7	8	9

## Bridge Division

## Bangladesh Bridge Authority

1,537	7105-9030	Construction of Padma Multipurpose Bridge (Revised).	2,879,338.76	359,205.00	273,491.92	76.14 %	25.00 %	1,098,851.64	34.00 %
			2,879,338.76	359,205.00	273,491.92	76.14 %	12.00 %	0.00	
			0.00	0.00	0.00	0.00 %		38.16 %	
1-Jan-09	to 31-Dec-18	Non-Donor Project	0.00	0.00	0.00	0.00 %		0.00 %	
				0.00	0.00	0.00 %		<b>Taka Release :</b> 359,205.00	
								<b>% of Allocation :</b> 100.00 %	
1,538	7105-7000	Support to Dhaka Alleviated Expressway PPP Project.	321,687.12	147,100.00	135,246.06	91.94 %	17.00 %	180,851.00	30.00 %
			321,687.12	147,100.00	135,246.06	91.94 %	17.00 %	0.00	
			0.00	0.00	0.00	0.00 %		56.22 %	
			0.00	0.00	0.00	0.00 %		0.00 %	
1-Jul-11	to 31-Dec-16	Non-Donor Project	0.00	0.00	0.00	0.00 %			
				0.00	0.00	0.00 %		<b>Taka Release :</b> 147,100.00	
								<b>% of Allocation :</b> 100.00 %	
1,539	7105-0012	Consultancy Services for Hydrological & Morphological Condition of Jamuna River of Bangabandhu Bridge areas.	367.00	75.00	79.27	105.69 %	20.00 %	179.27	48.84 %
			367.00	75.00	79.27	105.69 %	21.59 %	0.00	
			0.00	0.00	0.00	0.00 %		48.85 %	
			0.00	0.00	0.00	0.00 %		0.00 %	
1-Jul-13	to 30-Jun-18	Non-Donor Project	0.00	0.00	0.00	0.00 %			
				0.00	0.00	0.00 %		<b>Taka Release :</b> 0.00	
								<b>% of Allocation :</b> 0.00 %	

## Project-wise Implementation Status of the project under Bridge Division

Reporting Period: July 2015 To June 2016

RADP:2015-16

(Taka in Lakh)

SI No.	Ministry/Division Name Agency Name Project Code and Name		Project Cost	Target and Progress			Cumulative Progress upto Reporting Period		
				Financial		Physical (% of Total Project) A) Target B) Progress	Fin. Total PA (% of Projects Cost)	Physical Progress in %	
				Allocation	Expenditure				
Implementation Period	Development Partner	A) Total B) Taka C) PA D) RPA	A) Total B) Taka C) PA D) RPA E) CDVAT	A) Total B) Taka C) PA D) RPA E) CDVAT	% of Allocation				
1	2	3	4	5	6	7	8	9	
1,540	7105-0013	Automation of Weight Scale Management System with Electronic Ticketing at both sides of Bangabandhu Bridge.	500.00	100.00	0.00	0.00 %	30.00 %	0.00	0.00 %
			500.00	100.00	0.00	0.00 %	0.00 %	0.00	0.00 %
			0.00	0.00	0.00	0.00 %		0.00 %	
1-Jul-14	to 30-Jun-16	Non-Donor Project	0.00	0.00	0.00	0.00 %		0.00	0.00 %
				0.00	0.00	0.00 %	<b>Taka Release :</b>	0.00	
							<b>% of Allocation :</b>	0.00 %	
1,541	7105-0015	Repair of Cracks Inside the Box Girder of the Bangabandhu Bridge.	11,000.00	11,000.00	9,300.00	84.55 %	100.00 %	9,300.00	100.00 %
			11,000.00	11,000.00	9,300.00	84.55 %	100.00 %	0.00	
			0.00	0.00	0.00	0.00 %		84.55 %	
			0.00	0.00	0.00	0.00 %		0.00 %	
1-Jan-15	to 30-Jun-16	Non-Donor Project	0.00	0.00	0.00	0.00 %		0.00	0.00 %
				0.00	0.00	0.00 %	<b>Taka Release :</b>	0.00	
							<b>% of Allocation :</b>	0.00 %	
1,542	7105-0016	Repair of both sides approach roads of Bangabandhu Bridge and resettlement & housing areas.	4,500.00	2,500.00	0.00	0.00 %	55.55 %	0.00	0.00 %
			4,500.00	2,500.00	0.00	0.00 %	0.00 %	0.00	
			0.00	0.00	0.00	0.00 %		0.00 %	
			0.00	0.00	0.00	0.00 %		0.00 %	
1-Jan-15	to 30-Jun-17	Non-Donor Project	0.00	0.00	0.00	0.00 %		0.00	0.00 %
				0.00	0.00	0.00 %	<b>Taka Release :</b>	0.00	
							<b>% of Allocation :</b>	0.00 %	

## Project-wise Implementation Status of the project under Bridge Division

Reporting Period: July 2015 To June 2016

RADP:2015-16

(Taka in Lakh)

SI No.	Ministry/Division Name Agency Name Project Code and Name		Project Cost	Target and Progress			Cumulative Progress upto Reporting Period		
				Financial		Physical (% of Total Project) A) Target B) Progress	Fin. Total PA (% of Projects Cost)	Physical Progress in %	
				Allocation	Expenditure				
Implementation Period	Development Partner	A) Total B) Taka C) PA D) RPA	A) Total B) Taka C) PA D) RPA E) CDVAT	A) Total B) Taka C) PA D) RPA E) CDVAT	% of Allocation				
1	2	3	4	5	6	7	8	9	
1,543	7105-0017	Consultancy Services for the repair of cracks inside the box girder of Bangabandhu Bridge.	300.00 300.00 0.00	300.00 300.00 0.00	321.00 321.00 0.00	107.00 % 107.00 % 0.00 %	100.00 % 100.00 % 0.00 %	321.00 0.00 107.00 % 0.00 %	100.00 %
1-Jan-15 to 30-Jun-16	Non-Donor Project		0.00	0.00	0.00	0.00 %			
				0.00	0.00	0.00 %	<b>Taka Release :</b>	0.00	
					0.00	0.00 %	<b>% of Allocation :</b>	0.00 %	
1,544	7105-0019	Purchase of machinery for weather monitoring station and speed limit monitoring at Bangabandhu Bridge areas.	175.00 175.00 0.00	100.00 100.00 0.00	80.00 80.00 0.00	80.00 % 80.00 % 0.00 %	100.00 % 100.00 % 0.00 %	80.00 0.00 45.71 % 0.00 %	100.00 %
1-Jan-15 to 30-Jun-16	Non-Donor Project		0.00	0.00	0.00	0.00 %			
				0.00	0.00	0.00 %	<b>Taka Release :</b>	0.00	
					0.00	0.00 %	<b>% of Allocation :</b>	0.00 %	
1,545	7105-0018	Repair of tool collection and weigh scale control system of Bangabandhu Bridge.	700.00 700.00 0.00	500.00 500.00 0.00	149.17 149.17 0.00	29.83 % 29.83 % 0.00 %	71.42 % 29.83 % 0.00 %	149.17 0.00 21.31 % 0.00 %	29.83 %
1-Jan-15 to 30-Jun-16	Non-Donor Project		0.00	0.00	0.00	0.00 %			
				0.00	0.00	0.00 %	<b>Taka Release :</b>	0.00	
					0.00	0.00 %	<b>% of Allocation :</b>	0.00 %	

## Project-wise Implementation Status of the project under Bridge Division

Reporting Period: July 2015 To June 2016

RADP:2015-16

(Taka in Lakh)

SI No.	Ministry/Division Name Agency Name Project Code and Name		Project Cost	Target and Progress			Cumulative Progress upto Reporting Period		
				Financial		Physical (% of Total Project) A) Target B) Progress	Fin. Total PA (% of Projects Cost)	Physical Progress in %	
				Allocation	Expenditure				
Implementation Period	Development Partner	A) Total B) Taka C) PA D) RPA	A) Total B) Taka C) PA D) RPA E) CDVAT	A) Total B) Taka C) PA D) RPA E) CDVAT	% of Allocation				
1	2	3	4	5	6	7	8	9	
1,546	7105-0020	Construction of drain around the fencing of housing areas and fencing for West Toll Plaza of bangabandhu bridge area.	150.00 150.00 0.00	100.00 100.00 0.00	18.00 18.00 0.00	18.00 % 18.00 % 0.00 %	100.00 % 18.00 %	18.00 0.00 12.00 % 0.00 %	18.00 %
1-Jul-15 to 30-Jun-16	Non-Donor Project		0.00	0.00	0.00	0.00 %			
				0.00	0.00	0.00 %	<b>Taka Release :</b> <b>% of Allocation :</b>	0.00 0.00 %	
1,547	7105-5015	Construction a multi-lane Road Tunnel under the Karnaphuli river.	844,663.00 364,719.00 479,944.00	118,990.00 24,253.00 94,737.00	20,265.00 20,265.00 0.00	17.03 % 83.56 % 0.00 %	2.00 % 2.00 %	20,265.00 0.00 2.40 % 0.00 %	2.00 %
1-Nov-15 to 30-Jun-20	China		0.00	0.00	0.00	0.00 %			
				300.00	0.00	0.00 %	<b>Taka Release :</b> <b>% of Allocation :</b>	20,265.00 83.56 %	
1,548	7105-0021	Conduct Feasibility study for construct Dhaka-Ashulia Elevated Expressway and Dhaka East-West Elevated Expressway	2,130.00 2,130.00 0.00	1,000.00 1,000.00 0.00	300.00 300.00 0.00	30.00 % 30.00 % 0.00 %	46.08 % 14.08 %	300.00 0.00 14.08 % 0.00 %	14.08 %
1-Sep-15 to 31-Dec-16	Non-Donor Project		0.00	0.00	0.00	0.00 %			
				0.00	0.00	0.00 %	<b>Taka Release :</b> <b>% of Allocation :</b>	0.00 0.00 %	

## Project-wise Implementation Status of the project under Bridge Division

Reporting Period: July 2015 To June 2016

RADP:2015-16

(Taka in Lakh)

SI No.	Ministry/Division Name Agency Name Project Code and Name		Project Cost	Target and Progress			Cumulative Progress upto Reporting Period		
				Financial		Physical (% of Total Project) A) Target B) Progress	Fin. Total PA (% of Projects Cost)	Physical Progress in %	
	Allocation	Expenditure							
	Implementation Period	Development Partner	A) Total B) Taka C) PA D) RPA	A) Total B) Taka C) PA D) RPA E) CDVAT	A) Total B) Taka C) PA D) RPA E) CDVAT	% of Allocation			
	1	2	3	4	5	6	7	8	9

<b>Executing Agency Total</b>	4,065,510.88	640,970.00	439,250.42	68.53 %	<b>Taka Release :</b>	526,570.00
	3,585,566.88	546,233.00	439,250.42	80.41 %	<b>% of Allocation :</b>	<b>96.40 %</b>
	479,944.00	94,737.00	0.00	0.00 %		
	0.00	0.00	0.00	0.00 %		
		300.00	0.00	0.00 %		
<b>Ministry Total</b>	4,065,510.88	640,970.00	439,250.42	68.53 %	<b>Taka Release :</b>	526,570.00
	3,585,566.88	546,233.00	439,250.42	80.41 %	<b>% of Allocation :</b>	<b>96.40 %</b>
	479,944.00	94,737.00	0.00	0.00 %		
	0.00	0.00	0.00	0.00 %		
		300.00	0.00	0.00 %		



## Project-wise Implementation Status of the project under Legislative and Parliament Affairs Division

Reporting Period: July 2015 To June 2016

RADP:2015-16

(Taka in Lakh)

SI No.	Ministry/Division Name Agency Name Project Code and Name		Project Cost	Target and Progress			Cumulative Progress upto Reporting Period	
				Financial		Physical (% of Total Project) A) Target B) Progress	Fin. Total PA (% of Projects Cost)	Physical Progress in %
				Allocation	Expenditure			
Implementation Period	Development Partner	A) Total B) Taka C) PA D) RPA	A) Total B) Taka C) PA D) RPA E) CDVAT	A) Total B) Taka C) PA D) RPA E) CDVAT	% of Allocation			
1	2	3	4	5	6	7	8	9

## Legislative and Parliament Affairs Division

## Legislative and Parliament Affairs Division (own)

1,549	2301-5012	Policy Advocacy and Legislative Reform for Children.	1,250.00	324.00	168.00	51.85 %	26.00 %	891.48	72.00 %
			63.00	27.00	9.22	34.15 %	14.00 %	842.11	
			1,187.00	297.00	158.78	53.46 %		71.32 %	
			0.00	0.00	0.00	0.00 %		70.94 %	
1-Jan-13	to 31-Dec-16	UNICEF		15.00	0.00	0.00 %			
								<b>Taka Release :</b>	12.00
								<b>% of Allocation :</b>	44.44 %

<b>Executing Agency Total</b>			1,250.00	324.00	168.00	51.85 %	<b>Taka Release :</b>		12.00
			63.00	27.00	9.22	34.15 %	<b>% of Allocation :</b>		44.44 %
			1,187.00	297.00	158.78	53.46 %			
			0.00	0.00	0.00	0.00 %			
				15.00	0.00	0.00 %			
<b>Ministry Total</b>			1,250.00	324.00	168.00	51.85 %	<b>Taka Release :</b>		12.00
			63.00	27.00	9.22	34.15 %	<b>% of Allocation :</b>		44.44 %
			1,187.00	297.00	158.78	53.46 %			
			0.00	0.00	0.00	0.00 %			
				15.00	0.00	0.00 %			

## Project-wise Implementation Status of the project under Information and Communication Technology Division

Reporting Period: July 2015 To June 2016

RADP:2015-16

(Taka in Lakh)

SI No.	Ministry/Division Name Agency Name Project Code and Name		Project Cost	Target and Progress			Cumulative Progress upto Reporting Period	
				Financial		Physical (% of Total Project) A) Target B) Progress	Fin. Total PA (% of Projects Cost)	Physical Progress in %
				Allocation	Expenditure			
Implementation Period	Development Partner	A) Total B) Taka C) PA D) RPA	A) Total B) Taka C) PA D) RPA E) CDVAT	A) Total B) Taka C) PA D) RPA E) CDVAT	% of Allocation			
1	2	3	4	5	6	7	8	9

**Information and Communication Technology Division**  
**Bangladesh Computer Council (BCC)**

1,550	2805-5010	Leveraging Information and Communications Technologies (ICT) for Growth, Employment and Governance.	57,248.49 51.47 57,197.02 57,197.02	14,320.00 20.00 14,300.00 14,300.00	14,314.24 14.24 14,300.00 14,300.00	99.96 % 71.20 % 100.00 % 100.00 %	25.00 % 25.00 % 41.84 % 41.82 %	23,954.25 23,920.79 41.84 % 41.82 %	41.00 %
1-Feb-13 to 31-Jan-18	World Bank			0.00	0.00	0.00 %	<b>Taka Release :</b> <b>% of Allocation :</b>	15.00 75.00 %	
1,551	2805-5020	Capacity Building on ITEE Management Project.	3,172.63 532.63 2,640.00 0.00	619.00 123.00 496.00 0.00	600.86 104.86 496.00 0.00	97.07 % 85.25 % 100.00 % 0.00 %	19.51 % 18.94 % 80.47 % 81.21 %	2,553.00 2,144.00 80.47 % 81.21 %	99.43 %
1-Dec-12 to 30-Jun-16	JICA			0.00	0.00	0.00 %	<b>Taka Release :</b> <b>% of Allocation :</b>	123.00 100.00 %	
1,552	2805-5021	Development of National Infra-Network for Bangladesh Government Phase-II (Info Sarker).	129,592.00 21,439.00 108,153.00 0.00	29,781.00 8,351.00 21,430.00 0.00	28,394.15 8,106.16 20,287.99 0.00	95.34 % 97.07 % 94.67 % 0.00 %	23.00 % 22.00 % 98.56 % 100.00 %	127,723.67 108,152.74 98.56 % 100.00 %	99.00 %
1-Jul-13 to 30-Jun-16	China			2,400.00	2,400.00	100.00 %	<b>Taka Release :</b> <b>% of Allocation :</b>	8,351.00 100.00 %	



## Project-wise Implementation Status of the project under Information and Communication Technology Division

Reporting Period: July 2015 To June 2016

RADP:2015-16

(Taka in Lakh)

SI No.	Ministry/Division Name Agency Name Project Code and Name		Project Cost	Target and Progress			Cumulative Progress upto Reporting Period	
				Financial		Physical (% of Total Project) A) Target B) Progress	Fin. Total PA (% of Projects Cost)	Physical Progress in %
				Allocation	Expenditure			
Implementation Period	Development Partner	A) Total B) Taka C) PA D) RPA	A) Total B) Taka C) PA D) RPA E) CDVAT	A) Total B) Taka C) PA D) RPA E) CDVAT	% of Allocation			
1	2	3	4	5	6	7	8	9

<b>Executing Agency Total</b>	18,039.99	4,500.00	4,442.40	98.72 %	<b>Taka Release :</b>	4,500.00
	18,039.99	4,500.00	4,442.40	98.72 %	<b>% of Allocation :</b>	100.00 %
	0.00	0.00	0.00	0.00 %		
	0.00	0.00	0.00	0.00 %		

**Bangladesh Hi-Tech Park Authority**

1,555	2805-5016	Support to Development of Kaliakoir Hi-Tech Park.	39,414.81	10,971.00	5,424.51	49.44 %	52.29 %	16,706.09	98.60 %
			2,947.11	27.00	26.02	96.37 %	51.00 %	16,640.49	
			36,467.70	10,944.00	5,398.49	49.33 %		42.39 %	
1-Jan-13	to 31-Dec-19	DFID, IDA	36,467.70	10,944.00	5,398.49	49.33 %		45.63 %	
				0.00	0.00	0.00 %	<b>Taka Release :</b>	26.25	
							<b>% of Allocation :</b>	97.22 %	
1,556	2805-5019	Establishment of Jessore Software Technology Hi-Tech Park .	24,073.74	14,945.00	14,800.00	99.03 %	57.12 %	17,979.83	80.00 %
			24,073.74	14,945.00	14,800.00	99.03 %	57.12 %	0.00	
			0.00	0.00	0.00	0.00 %		74.69 %	
			0.00	0.00	0.00	0.00 %		0.00 %	
1-Feb-13	to 30-Jun-17	Non-Donor Project		0.00	0.00	0.00 %	<b>Taka Release :</b>	14,945.00	
				0.00	0.00	0.00 %	<b>% of Allocation :</b>	100.00 %	

## Project-wise Implementation Status of the project under Information and Communication Technology Division

Reporting Period: July 2015 To June 2016

RADP:2015-16

(Taka in Lakh)

SI No.	Ministry/Division Name Agency Name Project Code and Name		Project Cost	Target and Progress			Cumulative Progress upto Reporting Period		
				Financial		Physical (% of Total Project) A) Target B) Progress	Fin. Total PA (% of Projects Cost)	Physical Progress in %	
				Allocation	Expenditure				
Implementation Period	Development Partner	A) Total B) Taka C) PA D) RPA	A) Total B) Taka C) PA D) RPA E) CDVAT	A) Total B) Taka C) PA D) RPA E) CDVAT	% of Allocation				
1	2	3	4	5	6	7	8	9	
1,557	2805-5001	Construction of the primary infrastructure of High-Tech Park, Sylhet (Sylhet Electronics City).	18,713.00 18,713.00 0.00	10.00 10.00 0.00	9.35 9.35 0.00	93.50 % 93.50 % 0.00 %	3.00 % 3.00 % 0.05 % 0.00 %	9.35 0.00 0.05 % 0.00 %	3.00 %
1-Jan-16 to 31-Dec-18	Non-Donor Project		0.00	0.00	0.00	0.00 %			
				0.00	0.00	0.00 %			
							Taka Release : % of Allocation :	9.35 93.50 %	
<b>Executing Agency Total</b>			82,201.55 45,733.85 36,467.70 36,467.70	25,926.00 14,982.00 10,944.00 10,944.00 0.00	20,233.86 14,835.37 5,398.49 5,398.49 0.00	78.04 % 99.02 % 49.33 % 49.33 % 0.00 %			
							Taka Release : % of Allocation :	14,980.60 99.99 %	
<b>Directorate of Information and Communication Technology</b>									
1,558	2811-5010	Establishment of Computer and Language Training Lab in Educational Institutions all over the Country.	29,898.00 29,898.00 0.00	20,162.00 20,162.00 0.00	20,056.63 20,056.63 0.00	99.48 % 99.48 % 0.00 %	67.00 % 67.00 % 0.00 %	20,695.87 0.00 69.22 % 0.00 %	89.00 %
1-Jan-15 to 30-Jun-17	Non-Donor Project		0.00	0.00	0.00	0.00 %			
				0.00	0.00	0.00 %			
							Taka Release : % of Allocation :	20,162.00 100.00 %	

## Project-wise Implementation Status of the project under Information and Communication Technology Division

Reporting Period: July 2015 To June 2016

RADP:2015-16

(Taka in Lakh)

SI No.	Ministry/Division Name Agency Name Project Code and Name		Project Cost	Target and Progress			Cumulative Progress upto Reporting Period	
				Financial		Physical (% of Total Project) A) Target B) Progress	Fin. Total PA (% of Projects Cost)	Physical Progress in %
				Allocation	Expenditure			
Implementation Period	Development Partner	A) Total B) Taka C) PA D) RPA	A) Total B) Taka C) PA D) RPA E) CDVAT	A) Total B) Taka C) PA D) RPA E) CDVAT	% of Allocation			
1	2	3	4	5	6	7	8	9

<b>Executing Agency Total</b>	29,898.00	20,162.00	20,056.63	99.48 %	<b>Taka Release :</b> 20,162.00 <b>% of Allocation :</b> 100.00 %
	29,898.00	20,162.00	20,056.63	99.48 %	
	0.00	0.00	0.00	0.00 %	
	0.00	0.00	0.00	0.00 %	
	0.00	0.00	0.00	0.00 %	
<b>Ministry Total</b>	471,843.46	95,409.00	112,726.47	118.15 %	<b>Taka Release :</b> 48,232.60 <b>% of Allocation :</b> 99.99 %
	147,449.77	48,239.00	47,643.99	98.77 %	
	324,393.69	47,170.00	65,082.48	137.97 %	
	93,664.72	25,244.00	19,698.49	78.03 %	
		2,400.00	2,400.00	100.00 %	
<b>Grand Total</b>	78,155,749.85	9,390,516.57	8,706,734.18	92.72 %	<b>Taka Release :</b> <b>% of Allocation :</b> 99.99 %
	49,301,816.26	6,474,516.57	6,184,328.72	95.52 %	
	28,799,834.88	2,916,000.00	2,522,405.46	86.50 %	
	7,786,473.34	1,083,687.39	862,713.18	79.61 %	
		202,067.00	115,014.61	56.92 %	

বার্ষিক উন্নয়ন কর্মসূচি বাস্তবায়ন অগ্রগতি পর্যালোচনা  
(২০১৫-২০১৬)

শূন্য আর্থিক অগ্রগতি সম্পন্ন প্রকল্পের তালিকা

সংযোজনী-'চ'

## ADP : 2015-16

## List of Projects whose Financial Progress is Zero

(Taka in Lakh)

Sl. No	Name of Ministry/Division/Project with Code no. and Implementation Period	Total Cost	Total Allocation	Total Expenditure	% of Allocation
1	2	3	4	5	6
<b>Cabinet Division</b>					
<b>Ministry's Own</b>					
1	0401-5013 Improving Public Administration and Service Delivery through e-Solution; Improving Grievance Redress System (output-3). 01/01/2014 - 31/12/2015	145.02	3	0	0.00%
<b>Bangladesh Election Commission</b>					
<b>Ministry's Own</b>					
2	0601-5110 Strengthening Election Management in Bangladesh. 15/04/2011 - 31/03/2016	14178	2972	0	0.00%
<b>Internal Resources Division (IRD)</b>					
<b>National Board of Revenue</b>					
3	1103-5000 Procurement of Container Scanner for Custom House of Chittagong, Mongla, ICD Komolapur and Benapol. 01/09/2015 - 31/12/2017	2386	200	0	0.00%
4	1103-5011 Governance Management Project : Component-a : Online Filing and Digitilization of Tax Returns, Component -C : Establishment of Taxpayers Information and Service Centres. 01/07/2011 - 31/12/2015	357	8	0	0.00%
<b>Ministry of Commerce</b>					
<b>Ministry's Own</b>					
5	1701-0007 Construction of 11 & 12 Storied TCB Bhaban at Kawran Bazar. 01/10/2015 - 30/06/2019	1612	100	0	0.00%
<b>Ministry of Foreign Affairs</b>					
<b>Embassies</b>					
6	1811-5000 Construction of Bangladesh Chancery Complex in Ankara,Tarky. 01/07/2015 - 30/06/2018	2125	25	0	0.00%
<b>High Commissions</b>					
7	1812-5010 Construction of Bangladesh Chancery Complex in Islamabad of Pakistan. 01/07/2007 - 30/06/2016	2980	25	0	0.00%



**ADP : 2015-16**  
**List of Projects whose Financial Progress is Zero**

(Taka in Lakh)

Sl. No	Name of Ministry/Division/Project with Code no. and Implementation Period	Total Cost	Total Allocation	Total Expenditure	% of Allocation
1	2	3	4	5	6
<b>Ministry of Defence</b>					
<b>Meteorological Department</b>					
8	1913-5000 Strengthening of advance forecast system and weather information services under Bangladesh regional weather and climate services project (component A). 01/10/2015 - 30/06/2016	700	700	0	0.00%
<b>Ministry of Home Affairs</b>					
<b>Department of Prisons</b>					
9	2251-5007 Modernization and Expansion of Mymensingh Central Prisoner 01/07/2015 - 30/06/2018	12712.9	1	0	0.00%
<b>Ministry of Education</b>					
<b>University Grants Commission</b>					
10	2561-5087 Resource on Disasters Prevention Mitigation Measures against Flood and Storm Surges in Bangladesh. 01/07/2014 - 30/06/2019	2838	700	0	0.00%
11	2561-9156 Special Development Project of the University of Dhaka -4 Phase. 01/07/2010 - 30/06/2015	13130	1	0	0.00%
<b>Bangladesh Madrasha Education Board</b>					
12	2581-0002 Construction of Madrasha Education Board Building. 01/01/2013 - 31/07/2014	975	1	0	0.00%
<b>Technical Education Board</b>					
13	2582-0004 Creating Accommodation Facilities for BTEB Employees.  01/04/2012 - 30/06/2015	3231	1	0	0.00%
<b>National Curriculum and Textbook Board (NC &amp; TB)</b>					
14	2583-0001 Development of National Curriculum and Textbook Board. 01/03/2013 - 30/06/2016	2500	1	0	0.00%
<b>Ministry of Social Welfare</b>					
<b>Department of Social Services</b>					
15	2931-5052 Establishment of Diabetic Hospital in Netrokona.  01/01/2015 - 31/12/2016	990	50	0	0.00%

**ADP : 2015-16**  
**List of Projects whose Financial Progress is Zero**

(Taka in Lakh)

Sl. No	Name of Ministry/Division/Project with Code no. and Implementation Period	Total Cost	Total Allocation	Total Expenditure	% of Allocation
1	2	3	4	5	6
<b>Ministry of Housing and Public Works</b>					
<b>Public Works Department</b>					
16	3251-5006 Construction of multi-storied buildings for public office in Madaripur. 01/01/2016 - 31/12/2017	5981	9	0	0.00%
<b>Khulna Development Authority</b>					
17	3205-0054 Construction of Commercial Complex at Nirala Residential Area, Khulna. 01/07/2010 - 30/06/2018	1006	1	0	0.00%
<b>National Housing Authority</b>					
18	3205-0005 Construction of Anandabazar Residential Flats at Mirpur-16, Dhaka (1230 sqft. 1716 flats in 14 storied 33 buildings with car parking in ground floor). 01/01/2010 - 31/12/2015	54417.3	2	0	0.00%
19	3205-0014 Development of Site & Services Residential Plot beside the Cittagong-Kaptai Road at Roujan Upazilla of Chittagong for Low and Middle Income Group of People.(3 katha of 230 plot). 01/01/2010 - 30/06/2017	3560.31	500	0	0.00%
20	3205-0015 Development of Sites & Services Residential Plots by the side of Chittagong-Rangamati Highway at Rauzan, Chittagong (3.00 katha, 266 plots). 01/01/2010 - 30/06/2016	2283.51	300	0	0.00%
21	3205-0025 Construction of 15 storied Residential flats for limited income group people at Gahira, Raujan Thana, Chittagong district. 01/09/2011 - 30/06/2015	8944.85	1	0	0.00%
22	3205-0026 Construction of 15 storied Residential flats for limited income group people at Noapara, Raujan Thana, Chittagong district. 01/09/2011 - 30/06/2015	13277	1	0	0.00%
23	3205-0030 Development of Site & Services Residential plots at Mirzapur Upazila of Tangail. 01/01/2012 - 31/12/2015	4384.09	1	0	0.00%
24	3205-0032 Construction of 5 storied Residential flats at Patli Upazilla of Barisal District.	2604.88	5	0	0.00%

**ADP : 2015-16**  
**List of Projects whose Financial Progress is Zero**

(Taka in Lakh)

Sl. No	Name of Ministry/Division/Project with Code no. and Implementation Period	Total Cost	Total Allocation	Total Expenditure	% of Allocation
1	2	3	4	5	6
	01/07/2012 - 30/06/2016				
25	3205-0034 Development of Sites & Services Residential Plots at Sunamgonj of Sylhet. 01/07/2012 - 30/06/2018	3185.68	2	0	0.00%
26	3205-0035 Construction of Multistoried Residential-cum-Commercial Building at Nowabgonj upazila of Dhaka District. 01/07/2012 - 30/06/2016	3455.81	1	0	0.00%
27	3205-0069 Development of site services Residential Plot at Avay Nagar Upazila in the District of Jessore 01/09/2012 - 31/12/2015	1165.73	1	0	0.00%
28	3205-0070 Development Residential Plot at sadar Upazila in the District of Jhenidah. 01/09/201 - 30/06/2017	2514.27	2	0	0.00%
29	3205-0073 Development of site and services Residential Plot (Second phase) at Sadar Upazila in Gopalganj District. 01/05/2013 - 31/12/2016	2054.75	2	0	0.00%
30	3205-0083 Development of Site Services Residential Plot at Sadar Upazila in the District of Rajbari. 01/07/2012 - 31/12/2014	1022.15	1	0	0.00%
31	3205-0084 Development of Residential Site and Services of Sadar Upazila of Dinajpur District. 01/07/2013 - 30/06/2018	1003	2	0	0.00%
32	3205-0085 Development of 10-Storeied Residential Plot of Chittagong Firojshah & Haliashahar Housing Estate. 01/12/2013 - 30/06/2016	9158	1	0	0.00%
33	3205-0091 Site & Services Residential Plot Development of Boufal Upazila of Patuakhali District. 01/01/2014 - 31/12/2016	841.54	2	0	0.00%
34	3205-0092 Site & Services Residential Plot Development of Kalapara Upazilla of Patuakhali District. 01/01/2014 - 31/12/2015	783.75	2	0	0.00%
35	3205-0095 Development of Site & Services Residential Plot (190) for the Small & Medium Income	2605.35	2	0	0.00%

**ADP : 2015-16**  
**List of Projects whose Financial Progress is Zero**

(Taka in Lakh)

Sl. No	Name of Ministry/Division/Project with Code no. and Implementation Period	Total Cost	Total Allocation	Total Expenditure	% of Allocation
1	2	3	4	5	6
	People at Sadar Upazilla of Bhola District. 01/01/2014 - 31/12/2015				
36	3205-0104 Construction of Residential Building at Firozshah & Halishar Housing Estate in Chittagong. 01/04/2015 - 30/06/2017	13798.26	1	0	0.00%
37	3205-0106 Development of Bangabandhu sub-city cum-residential area at Galachipa Upazila in Patuakhali District. 01/07/2015 - 30/06/2017	1309	2	0	0.00%
<b>Rajdhani Unnayon Kartripakhya</b>					
38	3205-5020 Uttara Lake Development Project. 01/07/2014 - 30/06/2017	3732.97	0	0	0.00%
<b>Ministry of Cultural Affairs</b> <b>Bangladesh Shilpakala Academy</b>					
39	3405-7210 Training on Fine and Performing Arts (2nd Phase). 01/07/2005 - 30/06/2009	2831.79	1	0	0.00%
<b>Local Government Division</b> <b>Ministry's Own</b>					
40	3701-5005 Upazila Management and Development. 01/12/2015 - 30/06/2021	105966	5	0	0.00%
41	3701-5006 Support to Urban Health and Nutrition to the Bangladesh. 01/01/2015 - 31/12/2020	25010	100	0	0.00%
<b>Dhaka City Corporation</b>					
42	3705-0001 Construction of 3 Whole Sale Kitchen Market in Dhaka City. 01/07/2006 - 30/06/2015	33108.17	1	0	0.00%
43	3705-5016 Widened and Development of East-West Link Road from Bangabandhu International Conference of Rokeya Sarani to Ganabhaban of Mirpur Road. 01/07/2015 - 30/06/2016	2465	200	0	0.00%
44	3705-5053 Construction and Improvement of Mirpur Cantonment Bypass Road, Ceramic Road and other Roads, Drains and Footpath of Pallabi Area. 01/11/2013 - 30/06/2015	4134	1	0	0.00%

**ADP : 2015-16**  
**List of Projects whose Financial Progress is Zero**

(Taka in Lakh)

Sl. No	Name of Ministry/Division/Project with Code no. and Implementation Period	Total Cost	Total Allocation	Total Expenditure	% of Allocation
1	2	3	4	5	6
45	3705-8440 Construction of Road from Mirpur Grameen Bank to Agargaon. 01/07/2008 - 30/06/2015	24013.5	1	0	0.00%
46	3705-8555 Development of Graveyard Near National Martyred Monument at Rayer Bazar under DCC. 01/07/2011 - 30/06/2015	54437	2	0	0.00%
<b>Chittagong City Corporation</b>					
47	3705-5012 Extension and Development of Lalchand Road at Chalkbazar. 01/02/2012 - 30/06/2015	2190	1	0	0.00%
<b>Rajshahi City Corporation</b>					
48	3705-5005 Expansion and Development of a Road from Rajshahi Kalpana Cinema Hall to Turning point of Talaimari. 01/07/2014 - 31/12/2018	12750	100	0	0.00%
<b>Khulna City Corporation</b>					
49	3705-5001 Sustainable Development of Rajshahi City through Archaeological Infrastructure Improvement & Preservation and Social & Cultural Environment 01/01/2015 - 30/06/2016	2195	500	0	0.00%
<b>Rajshahi WASA (RWASA)</b>					
50	3705-5035 Renovated of Water Supply System in Rajshahi City . 01/01/2016 - 31/12/2018	6750	70	0	0.00%
<b>Ministry of Industry</b>					
<b>Bangladesh Small &amp; Cottage Industries Corporation (BSCIC)</b>					
51	3905-5000 BSCIC Industrial Park, Tangail. 01/07/2015 - 30/06/2017	16400	10	0	0.00%
52	3905-5015 BSCIC Industrial Estate, Bairab . 01/07/2012 - 30/06/2017	7292	1538	0	0.00%
53	3905-5026 Extension of Rajshahi BSCIC Industrial Estate. 01/07/2014 - 30/06/2017	5318	10	0	0.00%
54	3905-7350 Comilla industrial Estate -2.	5433	2	0	0.00%

**ADP : 2015-16**  
**List of Projects whose Financial Progress is Zero**

(Taka in Lakh)

Sl. No	Name of Ministry/Division/Project with Code no. and Implementation Period	Total Cost	Total Allocation	Total Expenditure	% of Allocation
1	2	3	4	5	6
	01/07/2010 - 30/06/2017				
55	3905-7370 BSCIC Industrial Area, Kumarkhali, Kustia.	1616	3	0	0.00%
	01/07/2010 - 30/06/2016				
	<b>Energy and Mineral Resources Division</b>				
	<b>Geological Survey of Bangladesh</b>				
56	4245-5000 Economic Assessment and Determining the presence of Valuable Minera in the sand of river bed of Bangladesh. 01/12/2015 - 30/06/2018	3563	5	0	0.00%
	<b>Bangladesh Petroleum Corporation (BPC)</b>				
57	4205-0017 Construction and Commissioning of underground Jet A-1 Pipeline from Proposed Railway Siding at Airport Railway Station upto Kurmitola Aviation Depot including Renovation of 3# Storage Tank. 01/07/2010 - 31/12/2014	1151	1	0	0.00%
58	4205-0055 Feasibility Study of Jet A-1 pipeline from Pitolgonj (Near Kanchan Bridge) to Kurmitola Aviation Depot including Pumping Facilities. 01/01/2016 - 31/12/2016	502	254	0	0.00%
59	4205-5011 Augmentation of Hydrant Systems for the Supply of Biman Fuel (Jet-A1) at Hazrat Shahjalal International Airport, Dhaka. 01/07/2010 - 31/12/2015	5366	1	0	0.00%
60	4205-9216 Installation of Single Point Mooring. 01/03/2010 - 30/06/2016	8882.66	1	0	0.00%
	<b>Ministry of Agriculture</b>				
	<b>Bangladesh Agriculture Research Council (BARC)</b>				
61	4305-5041 Adaptation to Climate Change and Rehabilitation of Liveltyhood in Selected Districts of South Bangladesh. 01/07/2014 - 30/06/2016	5285	1	0	0.00%
	<b>Ministry of Fisheries and Livestock</b>				
	<b>Bangladesh Fisheries Development Corporation (BFDC)</b>				
62	4405-7040 Construction of Multi Channel Slipway Project. 01/07/2009 - 30/06/2017	4278	50	0	0.00%

**ADP : 2015-16**  
**List of Projects whose Financial Progress is Zero**

(Taka in Lakh)

Sl. No	Name of Ministry/Division/Project with Code no. and Implementation Period	Total Cost	Total Allocation	Total Expenditure	% of Allocation
1	2	3	4	5	6
<b>Ministry of Land</b>					
<b>Ministry's Own</b>					
63	4601-5000 Construction of Land Building Complex. 01/07/2015 - 30/06/2018	13996	247	0	0.00%
<b>Ministry of Water Resources</b>					
<b>Bangladesh Water Development Board</b>					
64	4705-5002 Preservation of the left bank of the river Padma from Doairbazar, Doha upazila in Dhaka district to Braha bajaraghata. 01/07/2015 - 30/06/2018	21762	100	0	0.00%
65	4705-5127 Utilization of the Bangladesh Water Rules, 2013 to Implement the Integrated Water Resources Management. 01/11/2013 - 31/10/2016	371	107	0	0.00%
66	4705-5141 Development of Smart Project Monitoring and Management Information System. 01/07/2015 - 30/06/2017	196	20	0	0.00%
67	4705-8110 Removal of Drainage Congestion from the beels Adjacent to Bhabadaha Area under Jessore District (Phase-1) . 01/07/2006 - 30/06/2015	11586.58	1	0	0.00%
68	4705-9501 Construction of Additional Pump Station at Goran Chatbari. 01/04/2010 - 30/06/2015	7983	1	0	0.00%
<b>Road Transport and Highways Division</b>					
<b>Department of Roads and Highways</b>					
69	5041-5008 Turning Simplification from indrapula to cakrasala of Dhaka-Chittagong-Cox's Bazar highway. 01/01/2016 - 30/06/2018	7431	1	0	0.00%
70	5041-5062 Construction of Inter-district Roads: Mymensingh and Netrokona. 01/01/2016 - 30/06/2019	45730	1	0	0.00%
71	5041-5066 Construction of 282558 meter PC girder at 7 th kilometer on the Baanar river of Mymensingh Gafargaon highway. 01/10/2015 - 30/06/2018	4371	1	0	0.00%
72	5041-5115 Development of Sarail-Alfadanga-Kashani	19558	1	0	0.00%

**ADP : 2015-16**  
**List of Projects whose Financial Progress is Zero**

(Taka in Lakh)

Sl. No	Name of Ministry/Division/Project with Code no. and Implementation Period	Total Cost	Total Allocation	Total Expenditure	% of Allocation
1	2	3	4	5	6
	along with development of Faridpur (Maijakandi) Boyalamari-Gopalganj (Bhatiapara) Roads. 01/04/2016 - 30/06/2019				
73	5041-5141 Support to Jayadebapara-Debgram-Bhulta-Madanpur Road (Dhaka Bypass) PPP projects. 01/07/2015 - 30/06/2020	23650	1	0	0.00%
74	5041-5150 Development and widened the Road of National Highway N-8 bhuraghata-Bariisal-lebukhali bridges . 01/07/2015 - 30/06/2018	10576	1	0	0.00%
75	5041-5204 Development of Gopalganj (Barasi) Barani - Singipara (Tungipara) Road. 01/03/2011 - 30/06/2016	4122	1	0	0.00%
76	5041-5221 Technical Assistance for Sub-regional Project Preparatory Facility. 01/07/2010 - 30/06/2015	8928	2	0	0.00%
77	5041-5222 Strengthening & Widening of 1st, 2nd, 3rd, 4th,5th & 6th km. of Teknaf-Shahparirdwip Road 9Z-1099) under Cox's Bazar Road Division. 01/07/2011 - 30/06/2017	2011	1	0	0.00%
78	5041-5273 Construction of Kalna Bridge over Madhumoti River. 01/01/2014 - 30/06/2017	24478	1	0	0.00%
79	5041-5282 Construction of bridge over Kushiara River at Raniganj Highways of Pagla-Jagannathpur-Keranigonj. 01/07/2014 - 30/06/2018	12686	1	0	0.00%
<b>Dhaka Transport Co-ordination Authority (DTCA)</b>					
80	5005-5001 Technical Assistance to Dhajka Transport Co-ordination Authority. 01/02/2015 - 31/12/2017	2716	95	0	0.00%
<b>Ministry of Railway</b> <b>Bangladesh Railway</b>					
81	5131-5009 Technical Assistance for Dhaka-Chittagong-Cox's Bazar Rail Project Preparatory Facility 01/07/2015 - 30/06/2019	21264.3	1	0	0.00%
82	5131-5026 Technical Assistance for Capacity Development of Bangladesh Railway for	790	1	0	0.00%



**ADP : 2015-16**  
**List of Projects whose Financial Progress is Zero**

(Taka in Lakh)

Sl. No	Name of Ministry/Division/Project with Code no. and Implementation Period	Total Cost	Total Allocation	Total Expenditure	% of Allocation
1	2	3	4	5	6
	Project Implementation 01/07/2015 - 30/06/2019				
83	5131-5300 Procurement of 125 nos. BG Coaches for Bangladesh Railway. 01/08/2010 - 31/12/2017	35325.3	1	0	0.00%
84	5131-5330 Export Infrastructure Development Project 01/07/2009 - 31/12/2013	114043	1	0	0.00%
85	5131-5550 Procurement of 150 nos. MG Passenger Carriages. 01/12/2010 - 30/06/2012	55631.1	1	0	0.00%
86	5131-5580 Procurement of 264 nos. MG Passenger Carriages & 2 nos. BG Inspection Car. 01/12/2010 - 31/12/2012	98324.8	1	0	0.00%
87	5131-5710 Collection of BG Diesel Electric Multiple Unit (DEMU) for Bangladesh Railway. 01/12/2010 - 30/06/2015	33132.4	1	0	0.00%
88	5131-7205 Technical Assistance for Project Preparation Towards Implementation of 'Export Infrastructure Development Project' under World Bank (WB) Financing. 01/07/2008 - 30/06/2012	1102.46	1	0	0.00%
89	5131-7206 Technical Assistance for feasibility study, Safeguard Policy Study, Detailed engineering design & Tendering Services for Project under World Bank funding for BR. 01/09/2007 - 30/06/2013	1382	1	0	0.00%
<b>Ministry of Shipping</b>					
<b>Department of Shipping</b>					
90	5231-0004 Procurement of an Old Crude Oil Lighterage Tanker accomplished with 1500-2500 didbut. 01/01/2015 - 30/06/2020	11853	1	0	0.00%
<b>Ministry of Shipping</b>					
<b>Bangladesh Inland Water Transport Authority (BIWTA)</b>					
91	5205-7320 Establishment of Ashugonj Internal Container River Port. 01/01/2011 - 30/06/2016	24575	7	0	0.00%
<b>Ministry of Shipping</b>					
<b>Mongla Port Authority</b>					

**ADP : 2015-16**  
**List of Projects whose Financial Progress is Zero**

(Taka in Lakh)

Sl. No	Name of Ministry/Division/Project with Code no. and Implementation Period	Total Cost	Total Allocation	Total Expenditure	% of Allocation
1	2	3	4	5	6
92	5205-8190 Dredging at the Outer Bar in the Pashur Channel. 01/07/2007 - 30/06/2017	26094	1	0	0.00%
<b>Ministry of Shipping</b>					
<b>Chittagong Port Authority (CPA)</b>					
93	5205-0524 Shifting and Re-construction of service Jetty located near dock office to the upstream of Jetty no.1. 01/07/2015 - 30/06/2018	8834	100	0	0.00%
<b>Ministry of Shipping</b>					
<b>Bangladesh Shipping Corporation (BSC)</b>					
94	5231-0003 Procurement of one Oil Tanker in 3400 DWT. 01/01/2013 - 30/06/2014	32594	1	0	0.00%
95	5231-5064 collection of 06 (six) new ships (03 new oil product tanker and 03 new bulk carriers) each almos accomplished 39,000 DWT 01/07/2015 - 30/06/2018	184358	44280	0	0.00%
<b>Ministry of Civil Aviation and Tourism</b>					
<b>Bangladesh Parjatan Corporation</b>					
96	5305-5000 Initiative of tourism facilities at Patenga and Parki. 01/07/2015 - 30/06/2017	4961	1	0	0.00%
97	5305-0004 Construction of Cargo Apron in front of Cargo Terminal Building at Hazrat Shah Amanat (R:) International Airport. 01/01/2015 - 31/12/2016	7815.61	420	0	0.00%
<b>Civil Aviation Authority of Bangladesh</b>					
98	5305-0005 Feasibility Study of Bangabandhu Sheikh Mujib International Air port 01/07/2015 - 30/06/2017	13675	20	0	0.00%
99	5305-5003 Supply and Installation of Necessary Equipment for Strengthening of Bangladesh International Airport Security System . 01/01/2016 - 31/12/2016	8955	8917	0	0.00%
100	5305-5020 Up-gradation of Hazrat Shahjalal International Air Port. 01/01/2009 - 1/12/2015	56277.57	0	0	0.00%
<b>Posts and Telecommunications Division</b>					
<b>Bangladesh Telecommunication Company Ltd. (BTCL)</b>					

**ADP : 2015-16**  
**List of Projects whose Financial Progress is Zero**

(Taka in Lakh)

Sl. No	Name of Ministry/Division/Project with Code no. and Implementation Period	Total Cost	Total Allocation	Total Expenditure	% of Allocation
1	2	3	4	5	6
101	5405-5011 Technical Assistance for Improving Public Administration Service Delivery through e-Solutions Project Support Extending e-Services with Last Mile Connectivity in a Selected Districts. 01/07/2013 - 30/06/2014	258	1	0	0.00%
102	5405-5013 Establishment of NGN based Telecommunication Network for Digital Bangladesh Project. 01/03/2014 - 30/06/2017	186115	5	0	0.00%
<b>Power Division</b>					
<b>Bangladesh Power Development Board</b>					
103	<b>5605-5039</b> Installation of a 5 M.W. Solar Photo Voltic Grid Connected Power Plant in Kaptai. 01/03/2014 - 30/06/2017	19691	1	0	0.00%
104	5605-5042 Installation of an Off Grid Wind Solar Hybrid System with a HFO Diesel based Engine Steven Generator in Hatia Island. 01/01/2012 - 31/12/2014	13101.9	1	0	0.00%
<b>PowerGrid Company of Bangladesh</b>					
105	<b>5605-5018</b> Feasibility Study to Connect Nuclear Power Plant with National Grid. 01/10/2015 - 31/12/2016	1010	120	0	0.00%
<b>Rural Electrification Board</b>					
106	5605-5003 Establishment of pre-payment E-meter in Dahaka Division Under the rural electrification program (1st phase). 01/07/2015 - 30/06/2018	43645	10	0	0.00%
<b>Dhaka Power Distribution Company (DPDC)</b>					
107	5605-5092 Construction of 11 kV Switching Station at Bangabhaban, Ganabhaban and Prime Minister's Office. 01/07/2014 - 30/06/2018	2488.70	1	0	0.00%
<b>Dhaka Power Distribution Company (DPDC)</b>					
108	5605-5099 Pre-Payment Metering Project for 5 NOCS Divisions under DPDC. 01/01/2015 - 31/12/2017	22442	1	0	0.00%
<b>Ashugonj Power Station Company Ltd. (APSC)</b>					
109	5605-5004 Ashugonj 400 (+ -5%) mw Combined Cycle Power Plant Construction Project (East).	293136	1	0	0.00%

**ADP : 2015-16**  
**List of Projects whose Financial Progress is Zero**

(Taka in Lakh)

Sl. No	Name of Ministry/Division/Project with Code no. and Implementation Period	Total Cost	Total Allocation	Total Expenditure	% of Allocation
1	2	3	4	5	6
	01/07/2015 - 30/06/2020				
	<b>West Zone Power Distribution Company Ltd. (WGPDC)</b>				
110	5605-9722 Development of Power Distribution System of 21 Districts. 01/01/2011 - 31/12/2015	46918	1	0	0.00%
	<b>Anti Corruption Commission</b>				
	<b>Anti Corruption Commission Own</b>				
111	6701-5012 Construction of a Office buildings for Integrated Habiganj and Noakhali District Office . 01/07/2015 - 31/12/2017	1272	10	0	0.00%
	<b>Bridge Division</b>				
	<b>Bangladesh Bridge Authority</b>				
112	<b>7105-0013</b> Automation of Weight Scale Management System with Electronic Ticketing at both sides of Bangabandhu Bridge. 01/07/2014 - 30/06/2016	500	100	0	0.00%
113	7105-0016 Repair of both sides approach roads of Bangabandhu Bridge and resettlement & housing areas. 01/01/2015 - 30/06/2017	4500	2500	0	0.00%

সংযোজনী-ছ

বার্ষিক উন্নয়ন কর্মসূচি বাস্তবায়ন অগ্রগতি পর্যালোচনা  
(২০১৫-২০১৬)

শূন্য বাস্তব অগ্রগতি সম্পন্ন প্রকল্পের তালিকা

সংযোজনী - 'ছ'

ADP : 2015-16

## List of Projects whose Physical Progress is Zero

(Taka in Lakh)

Sl. No.	Name of Ministry/Division/Project with Code no. and Implementation Period	Total Cost	Total Allocation	Total Expenditure	-Target Progress
1	2	3	4	5	6
<b>Cabinet Division</b>					
<b>Ministry's Own</b>					
1	0401-5013 Improving Public Administration and Service Delivery through e-Solution; Improving Grievance Redress System (output-3). 01/01/2014 - 31/12/2015	145.02	3	0	0 0
<b>Bangladesh Election Commission</b>					
<b>Ministry's Own</b>					
2	0601-5110 Strengthening Election Management in Bangladesh. 15/04/2011 - 31/03/2016	14178	2972	0	0 0
<b>Internal Resources Division (IRD)</b>					
<b>National Board of Revenue</b>					
3	1103-5000 Procurement of Container Scanner for Custom House of Chittagong, Mongla, ICD Komolapur and Benapol. 01/09/2015 - 31/12/2017	2386	200	0	0 0
<b>Ministry of Commerce</b>					
<b>Ministry's Own</b>					
4	1701-0007 Construction of 11 & 12 Storied TCB Bhaban at Kawran Bazar. 01/10/2015 - 30/06/2019	1612	100	0	0 0
<b>Ministry of Foreign Affairs</b>					
<b>Embassies</b>					
5	1811-5000 Construction of Bangladesh Chancery Complex in Ankara, Turkey. 01/07/2015 - 30/06/2018	2125	25	0	1 0
<b>High Commissions</b>					
6	1812-5010 Construction of Bangladesh Chancery Complex in Islamabad of Pakistan. 01/07/2007 - 30/06/2016	2980	25	0	1 0
<b>Ministry of Defence</b>					
<b>Meteorological Department</b>					
7	1913-5000 Strengthening of advance forecast system and weather information services under Bangladesh regional weather and climate services project (component A).	700	700	0	0 0

(Taka in Lakh)

Sl. No.	Name of Ministry/Division/Project with Code no. and Implementation Period	Total Cost	Total Allocation	Total Expenditure	-Target Progress
1	2	3	4	5	6
01/10/2015 - 30/06/2016					
<b>Ministry of Home Affairs</b>					
<b>Bangladesh Police Directorate</b>					
8	2211-5015 The Project for Enhancing Cyber Crime Investigation Capability of Bangladesh Police.	2832	14	14	0 0
01/04/2013 - 30/06/2016					
<b>Ministry of Education</b>					
<b>University Grants Commission</b>					
9	2561-9156 Special Development Project of the University of Dhaka -4 Phase.	13130	1	0	0 0
01/07/2010 - 30/06/2015					
<b>Bangladesh Madrasha Education Board</b>					
10	2581-0002 Construction of Madrasha Education Board Building.	975	1	0	0.1 0
01/01/2013 - 31/07/2014					
<b>Technical Education Board</b>					
11	2582-0004 Creating Accomodation Facilities for BTEB Employees.	3231	1	0	0 0
01/04/2012 - 30/06/2015					
<b>National Curriculum and Textbook Board (NC &amp; TB)</b>					
12	2583-0001 Development of National Curriculum and Textbook Board.	2500	1	0	0.04 0
01/03/2013 - 30/06/2016					
<b>Ministry of Health and Family Welfare</b>					
<b>Ministry's Own</b>					
13	2701-5510 Sector wide Programme Management and Monitoring and Evaluation.	9595	528	272.3	0 0
01/07/2011 - 30/06/2016					
<b>Department of Health Services</b>					
14	2711-5016 Extention of National Institute of Orthopadic Hospital and Rehabilitation Center (NITOR).	33638	5000	4457.89	0 0
01/07/2013 - 30/06/2017					
15	2711-5024 National Burn and Plastic Surgery Institute.	52239	200	102.84	0 0
01/01/2016 - 31/12/2018					
16	2711-5170 Planning, Monitoring and Research (Health).	4588	575	392.4	0 0
01/07/2011 - 31/12/2016					
17	2711-8680 Extension of Shaheed Sheik Abu Naser Specialized Hospital, Khulna.	5792	1990	995	0 0

(Taka in Lakh)

Sl. No.	Name of Ministry/Division/Project with Code no. and Implementation Period	Total Cost	Total Allocation	Total Expenditure	-Target Progress
1	2	3	4	5	6
01/07/2012 - 30/06/2016					
<b>Department of Social Services</b>					
18	2931-5052 Establishment of Diabetic Hospital in Netrokona. 01/01/2015 - 31/12/2016	990	50	0	0 0
19	3251-5004 President abhyantatare President's Residence purbadike swimming pool adjacent to the established block. 01/12/2015 - 30/06/2017	1250	5	5	0 0
20	3251-5005 Construction of residence for honorable Ministers at Bailey Road in Dhaka (Ministers apartment 3) 01/07/2015 - 30/06/2018	4775	10	5	0 0
<b>Ministry of Housing and Public Works</b>					
<b>Public Works Department</b>					
21	3251-5006 Construction of multi-storied buildings for public office in Madaripur. 01/01/2016 - 31/12/2017	5981	9	0	0 0
22	3251-5007 Construction of 288 Residential flats for the officers / Employees of the Department of Public Works at section 6 , Mirpur, Dhaka, 01/01/2016 -30/06/2019	12014	10	10	0 0
23	3251-5008 Construction of residential flats at Eskatonin Dhaka for Senior Secretary, Secretary and officials of Grade -1. 01/01/2016 - 30/06/2018	27396	10	5	0 0
24	3251-5009 Construction of 456 flats for the Government Officials / Employees at Malibagh, Dhaka . 01/01/2016 - 30/06/2019	19469	10	10	0 0
<b>Ministry of Housing and Public Works</b>					
<b>Khulna Development Authority</b>					
25	3205-0054 Construction of Commercial Complex at Nirala Residential Area, Khulna. 01/07/2010 - 30/06/2018	1006	1	0	0 0
<b>Rajdhani Unnayon Kartripakhya</b>					
26	3205-5020 Uttara Lake Development Project. 01/07/2014 - 30/06/2017	3732.97	0	0	0 0
27	3205-0025 Construction of 15 storied Residential flats for limited income group people at Gahira, Raujan Thana, Chittagong district.	8944.85	1	0	0 0



(Taka in Lakh)

Sl. No.	Name of Ministry/Division/Project with Code no. and Implementation Period	Total Cost	Total Allocation	Total Expenditure	-Target Progress
1	2	3	4	5	6
	01/09/2011- 30/06/2015				
28	3205-0030 Development of Site & Services Residential plots at Mirzapur Upazila of Tangail. 01/01/2012 - 31/12/2015	4384.09	1	0	0 0
<b>National Housing Authority</b>					
29	3205-0005 Construction of Anandabazar Residential Flats at Mirpur-16, Dhaka (1230 sqft. 1716 flats in 14 storied 33 buildings with car parking in ground floor). 01/01/2010 - 31/12/2015	54417.31	2	0	0 0
30	3205-0026 Construction of 15 storied Residential flats for limited income group people at Noapara, Rajan Thana, Chittagong district 01/09/2011- 30/06/2015	13276.97	1	0	0 0
31	3205-0032 Construction of 5 storied Residential flats at Patli Upazilla of Barisal District. 01/07/2012 - 30/06/2016	2604.88	5	0	0 0
32	3205-0033 Construction of multistoried residential flats at Chot Bonogram of Rajshahi District. 01/07/2012 - 30/06/2016	12788.08	2	1.83	0 0
33	3205-0034 Development of Sites & Services Residential Plots at Sunamgonj of Sylhet. 01/07/2012 - 30/06/2018	3185.68	2	0	1 0
34	3205-0035 Construction of Multistoried Residential-cum-Commercial Building at Nowabgonj upazila of Dhaka District. 01/07/2012 - 30/06/2016	3455.81	1	0	0 0
35	3205-0069 Development of site services Residential Plot at Avay Nagar Upazila in the District of Jessore  01/09/2012 - 31/12/2015	1165.73	1	0	0 0
36	3205-0070 Development Residential Plot at sadar Upazila in the District of Jhenidah. 01/09/2012 - 30/06/2017	2514.27	2	0	0 0
37	3205-0073 Development of site and services Residential Plot (Second phase) at Sadar Upazila in Gopalganj District. 01/05/2013 - 31/12/2016	2054.75	2	0	50 0
38	3205-0083 Development of Site Services Residential Plot at Sadar Upazila in the District of Rajbari.	1022.15	1	0	0 0

(Taka in Lakh)

Sl. No.	Name of Ministry/Division/Project with Code no. and Implementation Period	Total Cost	Total Allocation	Total Expenditure	-Target Progress
1	2	3	4	5	6
01/07/2012 - 31/12/2014					
39	3205-0084 Development of Residential Site and Services of Sadar Upazila of Dinajpur District.	1003	2	0	31 0
01/07/2013 - 30/06/2018					
40	3205-0085 Development of 10-Storeyed Residential Plot of Chittagong Firojshah & Halihsahar Housing Estate.	9158	1	0	0 0
01/12/2013 - 30/06/2016					
41	3205-0091 Site & Services Residential Plot Development of Boufal Upazila of Patuakhali District.	841.54	2	0	50 0
01/01/2014 - 31/12/2016					
42	3205-0092 Site & Services Residential Plot Development of Kalapara Upazilla of Patuakhali District.	783.75	2	0	0 0
01/01/2014 - 31/12/2015					
43	3205-0095 Development of Site & Services Residential Plot (190) for the Small & Medium Income People at Sadar Upazilla of Bhola District.	2605.35	2	0	0 0
02/01/2014 - 31/12/2015					
44	3205-0104 Construction of Residential Building at Firozshah & Halihsahar Housing Estate in Chittagong.	13798.26	1	0	0 0
03/01/2014 - 02/01/2016					
45	3205-0106 Development of Bangabandhu sub-city cum-residential area at Galachipa Upazila in Patuakhali District.	1309	2	0	0 0
04/01/2014 - 03/01/2016					
46	3405-7210 Training on Fine and Performing Arts (2nd Phase).	2831.79	1	0	0 0
05/01/2005 - 30/06/2009					
<b>Local Government Division</b>					
<b>Ministry's Own</b>					
47	3701-5005 Upazila Management and Development.	105966	5	0	0 0
01/12/2015 - 30/06/2021					
<b>Dhaka City Corporation</b>					
48	3705-5016 Widened and Development of East-West Link Road from Bangabandhu International Conference of Rokeya Sarani to Ganabhaban of Mirpur Road.	2465	1705	0	0 0

(Taka in Lakh)

Sl. No.	Name of Ministry/Division/Project with Code no. and Implementation Period	Total Cost	Total Allocation	Total Expenditure	-Target Progress
1	2	3	4	5	6
01/07/2015 - 30/06/2016					
49	3705-5053 Construction and Improvement of Mirpur Cantonment Bypass Road, Ceramic Road and other Roads, Drains and Footpath of Pallabi Area. 01/11/2013 - 30/06/2015	4134	1	0	0 0
<b>Chittagong City Corporation</b>					
50	3705-5012 Extension and Development of Lalchand Road at Chalkbazar. 01/02/2012 - 30/06/2015	2190	1	0	0 0
<b>Rajshahi City Corporation</b>					
51	3705-5005 Expansion and Development of a Road from Rajshahi Kalpana Cinema Hall to Turning point of Talaimari. 02/07/2014 -31/12/2018	12750	100	0	0 0
52	3705-5001 Sustainable Development of Rajshahi City through Archaeological Infrastructure Improvement & Preservation and Social & Cultural Environment 01/01/2015 - 30/06/2016	2195	500	0	0 0
<b>Rajshahi WASA (RWASA)</b>					
53	3705-5035 Renovated of Water Supply System in Rajshahi City . 01/01/2016 - 31/12/2018	6750	70	0	0 0
<b>Ministry of Industry</b>					
<b>Bangladesh Small &amp; Cottage Industries Corporation (BSCIC)</b>					
54	3905-5000 BSCIC Industrial Park, Tangail. 01/07/2015 - 30/06/2017	16400	10	0	0 0
55	3905-5015 BSCIC Industrial Estate, Bairab . 01/07/2012 - 30/06/2017	7292	1538	0	0 0
56	3905-5026 Extension of Rajshahi BSCIC Industrial Estate. 01/07/2014 - 30/06/2017	5318	10	0	0 0
57	3905-7350 Comilla industrial Estate -2. 01/07/2010 - 30/06/2017	5433	2	0	0 0
58	3905-7370 BSCIC Industrial Area, Kumarkhali, Kustia. 01/07/2010 - 30/06/2016	1616	3	0	0 0
59	3905-5016 Replacement of Old Machinery and Addition of Machinery for Beet Sugar Production at	41110	169	46.3	0 0

(Taka in Lakh)

Sl. No.	Name of Ministry/Division/Project with Code no. and Implementation Period	Total Cost	Total Allocation	Total Expenditure	-Target Progress
1	2	3	4	5	6
	Thakurgaon Sugar Mills 01/07/2013 - 30/06/2018				
<b>Ministry of Textiles &amp; Jute</b>					
<b>Autonomous Bodies &amp; Other Institutions</b>					
60	4105-0001 Vertical Extension of BTMC Bhaban (9th Floor to 13th Floor) and Construction of Car Parking Facility in Adjacent Vacant Land of BTMC.	3454	900	864.31	0 0
<b>Department of Textiles</b>					
61	4131-5011 Establishment of Gopalganj Textile Engineering College. 01/07/201 - 30/06/2018	12973.17	635	617.84	0 0
62	4131-5015 Establishment of Pirgonj Textile Engineering College. 01/07/2015 - 30/06/2018	10748	140	140	0 0
63	4131-5016 Establishment of Jamalpur Textile Engineering College. 01/07/2015 - 30/06/2018	11143	500	472.753	0 0
<b>Energy and Mineral Resources Division</b>					
<b>Geological Survey of Bangladesh</b>					
64	4245-5000 Economic Assessment and Determining the presence of Valuable Minera in the sand of river bed of Bangladesh. 01/12/2015 - 30/06/2018	3563	5	0	0 0
<b>Bangladesh Oil, Gas and Mineral Corporation</b>					
65	4205-0050 Feasibility Study for Extension of Existing Underground Mining of Barapukuria Coal Mine towards the Southern and the Northern Side of the Basin without Interruption of the Present Production. 01/04/2015 - 31/03/2017	3546	1	1	0 0
<b>Bangladesh Petroleum Corporation (BPC)</b>					
66	4205-0017 Construction and Commissioning of underground Jet A-1 Pipeline from Proposed Railway Siding at Airport Railway Station upto Kurmitola Aviation Depot including Renovation of 3# Storage Tank. 01/07/2010 - 31/12/2014	1151	1	0	0 0
67	4205-0055 Feasibility Study of Jet A-1 pipeline from Pitolgonj (Near Kanchan Bridge) to Kurmitola	502	254	0	0 0

(Taka in Lakh)

Sl. No.	Name of Ministry/Division/Project with Code no. and Implementation Period	Total Cost	Total Allocation	Total Expenditure	-Target Progress
1	2	3	4	5	6
	Aviation Depot including Pumping Facilities. 01/01/2016 - 31/12/2016				
68	4205-5011 Augmentation of Hydrant Systems for the Supply of Biman Fuel (Jet-A1) at Hazrat Shahjalal International Airport, Dhaka. 01/07/2010 - 31/12/2015	5366	1	0	0 0
79	4205-9216 Installation of Single Point Mooring. 01/03/2010 - 30/06/2016	8882.66	1	0	0.01 0
<b>Ministry of Agriculture</b>					
<b>Bangladesh Agriculture Research Council (BARC)</b>					
70	4305-5041 Adaptation to Climate Change and Rehabilitation of Livelihood in Selected Districts of South Bangladesh. 01/07/2014 - 30/06/2016	5285	1	0	0 0
<b>Ministry of Fisheries and Livestock</b>					
<b>Bangladesh Fisheries Development Corporation (BFDC)</b>					
71	4405-7040 Construction of Multi Channel Slipway Project. 01/07/2009 - 30/06/2017	4278	50	0	1 0
<b>Ministry of Land</b>					
<b>Ministry's Own</b>					
72	4601-5000 Construction of Land Building Complex. 01/07/2015 - 30/06/2018	13996	247	0	0 0
<b>Ministry of Water Resources</b>					
<b>Bangladesh Water Development Board</b>					
73	4705-5002 Preservation of the left bank of the river Padma from Doairbazar, Doha upazila in Dhaka district to Braha bajaraghata. 01/07/2015 - 30/06/2018	21762	100	0	0 0
74	4705-5127 Utilization of the Bangladesh Water Rules, 2013 to Implement the Integrated Water Resources Management. 01/11/2013 - 31/10/2016	371	107	0	0 0
75	4705-5141 Development of Smart Project Monitoring and Management Information System. 01/07/2015 - 30/06/2017	196	20	0	0 0
76	4705-8110 Removal of Drainage Congestion from the beels Adjacent to Bhabadaha Area under Jessore District (Phase-1) . 01/07/2006 - 30/06/2015	11586.58	1	0	0 0

(Taka in Lakh)

Sl. No.	Name of Ministry/Division/Project with Code no. and Implementation Period	Total Cost	Total Allocation	Total Expenditure	-Target Progress
1	2	3	4	5	6
77	4705-9501 Construction of Additional Pump Station at Goran Chatbari. 01/04/2010 - 30/06/2015	7983	1	0	0 0
<b>Road Transport and Highways Division</b>					
<b>Department of Roads and Highways</b>					
78	5041-5008 Turning Simplification from indrapula to cakrasala of Dhaka-Chittagong-Cox's Bazar highway. 01/01/2016 - 30/06/2018	7431	1	0	0 0
79	5041-5062 Construction of Inter-district Roads: Mymensingh and Netrokona. 01/01/2016 - 30/06/2019	45730	1	0	0 0
80	5041-5066 Construction of 282558 meter PC girder at 7 th kilometer on the Baanar river of Mymensingh Gafargaon highway. 30/06/2019 - 30/06/2018	4371	1	0	0 0
81	5041-5115 Development of Sarail-Alfadanga-Kashani along with development of Faridpur (Maijakandi) Boyalamari-Gopalganj (Bhatiapara) Roads. 01/04/2016 - 30/06/2019	19558	1	0	0 0
82	5041-5141 Support to Jayadebapara-Debgram-Bhulta-Madanpur Road (Dhaka Bypass) PPP projects. 01/07/2015 - 30/06/2020	23650	1	0	0 0
83	5041-5150 Development and widened the Road of National Highway N-8 bhuraghata-Bariisal-lebukhali bridges . 01/07/2015 - 30/06/2018	10576	1	0	0 0
84	5041-5183 Construction of Charfashion-Charmanika-Baburhat Lanchghat. 01/07/2010 - 30/06/2016	5786	775	775	0 0
85	5041-5204 Development of Gopalganj (Barasi) Barani - Singipara (Tungipara) Road. 01/03/2011 -30/06/2016	4122	1	0	0.02 0
86	5041-5221 Technical Assistance for Sub-regional Project Preparatory Facility. 01/07/2010 - 30/06/2015	8928	2	0	0 0
87	5041-5222 Strengthening & Widening of 1st, 2nd, 3rd, 4th,5th & 6th km. of Teknaf-Shahparirdwip Road 9Z-1099) under Cox's Bazar Road Division.	2011	1	0	0 0

(Taka in Lakh)

Sl. No.	Name of Ministry/Division/Project with Code no. and Implementation Period	Total Cost	Total Allocation	Total Expenditure	-Target Progress
1	2	3	4	5	6
01/07/2011 - 30/06/2017					
88	5041-5244 Technical Assistance for Detailed Study & Design of Dhaka-Chittagong Express Way on PPP Basis. 01/03/2013 - 31/08/2016	9788	2465	2460	0 0
89	5041-5273 Construction of Kalna Bridge over Madhumoti River. 01/01/2014 - 30/06/2017	24478	1	0	0.01 0
90	5041-5282 Construction of bridge over Kushiara River at Raniganj Highways of Pagla-Jagannathpur-Keranigonj. 01/07/2014 - 30/06/2018	12686	1	0	0 0
91	5041-5299 Construction a bridge over the river Shitalakha. at carasindure ofGazipur-ajamatapur-Itakhola road. 01/03/2015 - 30/06/2018	11997	3487	3487	0 0
92	5041-5314 District Road Development (Rangpur zone). 01/03/2015 - 30/06/2017	10028	6000	6000	0 0
93	5041-5321 Lalmai-Barura-jhalem-Adda-jagatpur Road Development (Lalmai-Barura Adda part). 01/01/2014 - 30/06/2017	2471	1300	1300	0 0
94	5041-5324 Technical Assistance for sub-rigional Road Transport Project Preparatory Facility (SRTPPF-2). 01/07/2014 - 30/06/2018	5049	50	50	0 0
<b>Dhaka Transport Co-ordination Authority (DTCA)</b>					
95	5005-5001 Technical Assistance to Dhajka Transport Co-ordination Authority. 01/02/2015 - 31/12/2017	2716	95	0	0 0
<b>Ministry of Railway</b>					
<b>Bangladesh Railway</b>					
96	5131-5006 Collection Bangladesh Railway meter gauge and broad gauge passenger carriages. 01/09/2015 - 30/06/2019	137450	3	1.63	0 0
97	5131-5009 Technical Assistance for Dhaka-Chittagong-Cox's Bazar Rail Project Preparatory Facility.	21264.31	1	0	0 0

(Taka in Lakh)

Sl. No.	Name of Ministry/Division/Project with Code no. and Implementation Period	Total Cost	Total Allocation	Total Expenditure	-Target Progress
1	2	3	4	5	6
01/07/2015 -30/06/2019					
98	5131-5026 Technical Assistance for Capacity Development of Bangladesh Railway for Project Implementation. 01/07/2015 - 30/06/2019	790	1	0	0
99	5131-5330 Export Infrastructure Development Project 01/07/2009 - 31/12/2013	114043.4	1	0	0
100	5131-5550 Procurement of 150 nos. MG Passenger Carriages. 01/12/2010 - 30/06/2012	55631.15	1	0	0
101	5131-5580 Procurement of 264 nos. MG Passenger Carriages & 2 nos. BG Inspection Car. 01/12/2010 - 31/12/2012	98324.8	1	0	0
102	5131-5590 Procurement of 30 Nos. BG Gauge Electric Locomotives. 01/12/2010 - 30/06/2016	55006.53	117	110.21	0
103	5131-5710 Collection of BG Diesel Electric Multiple Unit (DEMU) for Bangladesh Railway. 01/12/2010 - 30/06/2015	33132.42	1	0	0
104	5131-6640 Dhaka-Chittagong Railway Development Project --Track Doubling between Laksham and Chinki - Astana 1st Revised Component. 01/07/2007 - 30/06/2016	173186.5	9958	9693.83	0
105	5131-7205 Technical Assistance for Project Preparation Towards Implementation of 'Export Infrastructure Development Project' under World Bank (WB) Financing. 01/07/2008 - 30/06/2012	1102.46	1	0	0
106	5131-7206 Technical Assistance for feasibility study, Safeguard Policy Study, Detailed engineering design & Tendering Services for Project under World Bank funding for BR. 01/09/2007 - 30/06/2013	1382	1	0	0
107	5131-5008 Collection of Bangladesh Railway Locomotive Relief Crane and Locomotive Simulator. 01/07/2015- 30/06/2016	73361	3	2.38	0

**Ministry of Shipping**



(Taka in Lakh)

Sl. No.	Name of Ministry/Division/Project with Code no. and Implementation Period	Total Cost	Total Allocation	Total Expenditure	-Target Progress
1	2	3	4	5	6
<b>Department of Shipping</b>					
108	5231-0004 Procurement of an Old Crude Oil Lighterage Tanker accomplished with 1500-2500 didbut. 01/01/2015 - 30/06/2020	11853	1	0	0 0
<b>Bangladesh Inland Water Transport Authority (BIWTA)</b>					
109	5205-7320 Establishment of Ashugonj Internal Container River Port. 01/01/2011 - 30/06/2016	24575	7	0	0 0
<b>Bangladesh Inland Water Transport Corporation (BIWTC)</b>					
110	5205-0504 Construction of 2 Passengers Ships for BIWTC for Conducting in the Internal Waterways. 01/04/2012 - 30/06/2014	5436	506	506	0 0
111	5205-9052 Construction/Acquisition of 4 no. 108 TEU's Self /Propelled Cellular Container Vessel of 100 TEU's for BIWTC. 01/01/2010 - 30/06/2014	15151	6059	6059	0 0
<b>Ministry of Shipping</b>					
<b>Mongla Port Authority</b>					
112	5205-8190 Dredging at the Outer Bar in the Pashur Channel. 01/07/2007 - 30/06/2017	26094	1	0	0 0
113	5205-0524 Shifting and Re-construction of service Jetty located near dock office to the upstream of Jetty no.1. 01/07/2015 - 30/06/2018	8834	100	0	1.13 0
<b>Ministry of Shipping</b>					
<b>Bangladesh Shipping Corporation (BSC)</b>					
114	5231-0003 Procurement of one Oil Tanker in 3400 DWT. 01/01/2013 - 30/06/2014	32594	1	0	0 0
115	5231-5064 collection of 06 (six) new ships (03 new oil product tanker and 03 new bulk carriers) each almos accomplished 39,000 DWT 01/07/2015 - 30/06/2018	184358	44280	0	0 0
<b>Ministry of Civil Aviation and Tourism</b>					
<b>Bangladesh Parjatan Corporation</b>					
116	5305-5000 Initiative of tourism facilities at Patenga and Parki. 01/07/2015 - 30/06/2017	4961	1	0	0 0
117	5305-0002 Consultancy Service for Construction of 3rd	3380	379	229.92	0

(Taka in Lakh)

Sl. No.	Name of Ministry/Division/Project with Code no. and Implementation Period	Total Cost	Total Allocation	Total Expenditure	-Target Progress
1	2	3	4	5	6
	Terminal 2nd Runway and other infrastructural development works at Hazrat Shahjalal International Airport (1st Revised) 01/10/2012 - 31/12/2015				0
<b>Civil Aviation Authority of Bangladesh</b>					
118	5305-0004 Construction of Cargo Apron in front of Cargo Terminal Building at Hazrat Shah Amanat (R:) International Airport. 01/01/2015 - 31/12/2016	7815.61	420	0	0
119	5305-0005 Feasibility Study of Bangabandhu Sheikh Mujib International Air port 01/07/2015 - 30/06/2017	13675	20	0	0
120	5305-5001 Construction of Khan Jahan Ali Airport . 01/07/2015 - 30/06/2018	54475	4300	4300	0
121	5305-5003 Supply and Installation of Necessary Equipment for Strengthening of Bangladesh International Airport Security Sistem . 01/01/2016 - 31/12/2016	8955	8917	0	0
122	5305-5020 Up-gradation of Hazrat Shahjalal International Air Port. 01/01/2009 - 31/12/2015	56277.57	0	0	0
123	5305-7031 Consultancy Services for the Project Entitled for Upgradation of Hazrat Shahjalal International Airport. 01/07/2007 - 31/12/2015	2467.9	165	8.62	0
<b>Posts and Telecommunications Division</b>					
<b>Bangladesh Telecommunication Company Ltd. (BTCL)</b>					
124	5405-5011 Technical Assistance for Improving Public Administration Service Delivery through e-Solutions Project Support Extending e-Services with Last Mile Connectivity in a Selected Districts. 01/07/2013 - 30/06/2014	258	1	0	0
125	5405-5013 Establishment of NGN based Telecommunication Network for Digital Bangladesh Project. 01/03/2014 - 30/06/2017	186115.48	5	0	0
<b>Bangladesh Submarine Cable Company Limited (BSCCL)</b>					
126	5405-5022 Regional Submarine Telecommunications Project, Bangladesh. 01/07/2015 - 30/06/2017	66064	39265	39252.45	0
Power Division					

(Taka in Lakh)

Sl. No.	Name of Ministry/Division/Project with Code no. and Implementation Period	Total Cost	Total Allocation	Total Expenditure	-Target Progress
1	2	3	4	5	6
	Power Grid Company of Bangladesh				
	5605-5018 Feasibility Study to Connect Nuclear Power Plant with National Grid. 01/10/2015 - 31/12/2016	1010	120	0	0 0
<b>Rural Electrification Board</b>					
127	5605-5003 Establishment of pre-payment E-meter in Dahaka Division Under the rural electrification program (1st phase). 01/07/2015 - 30/06/2018	43645	10	0	0.02 0
<b>Dhaka Power Distribution Company (DPDC)</b>					
128	5605-5099 Pre-Payment Metering Project for 5 NOCS Divisions under DPDC. 01/01/2015 - 31/12/2017	22442	1	0	0 0
<b>Ashugonj Power Station Company Ltd. (APSCL)</b>					
129	5605-5004 Ashugonj 400 (+ -5%) mw Combined Cycle Power Plant Construction Project (East). 01/07/2015 - 30/06/2020	293136	1	0	0 0
<b>West Zone Power Distribution Company Ltd. (WGPDC)</b>					
130	5605-9722 Development of Power Distribution System of 21 Districts. 01/01/2011 - 31/12/2015	46918	1	0	0 0
<b>Anti Corruption Commission</b>					
<b>Anti Corruption Commission Own</b>					
131	6701-5012 Construction of a Office buildings for Integrated Habiganj and Noakhali District Office 01/07/2015 - 31/12/2017	1272	10	0	0 0
<b>Bridge Division</b>					
<b>Bangladesh Bridge Authority</b>					
132	7105-0013 Automation of Weight Scale Management System with Electronic Ticketing at both sides of Bangabandhu Bridge. 01/07/2014 - 30/06/2016	500	100	0	30 0
133	7105-0016 Repair of both sides approach roads of Bangabandhu Bridge and resettlement & housing areas. 01/01/2015 - 30/06/2017	4500	2500	0	55.55 0

সংযোজনী-জ

বার্ষিক উন্নয়ন কর্মসূচি বাস্তবায়ন অগ্রগতি পর্যালোচনা  
(২০১৫-২০১৬)

২০১৫-১৬ অর্থবছরে সমাপ্ত ঘোষিত প্রকল্পের বাস্তবায়ন অগ্রগতি

**Ministry/Division wise Implementation of Declared Completed Projects**  
**Reporting Period : July 2015 - June 2016**

(Taka in Lakh)

Sl. No.	Ministry/Division Name, Agency Name and Project Name	Project Cost		Cumulative Progress upto Reporting Period	
				Expenditure	Progress
		Total Taka P.A.	Total Taka P.A.	Financial	Physical
1	2	3	4	5	
<b>Parliament Affairs Secretariat</b>					
<b>Ministry's Own</b>					
1	0201-5040	3735	2900.87	77.67%	
	Strengthening Parliamentary Oversight (SPO) Project.	215.00	0.00	86.00%	
	01/07/2010 - 30/03/2016	3520	2900.87		
<b>Prime Minister's Office</b>					
<b>Export Processing Zone Authority (BEPZA)</b>					
2	0325-0001	8362.00	7914.75	94.65%	
	Ishwardi Export Processing Zone, Phase-II.	8362.00	7914.75	52.00%	
	01/07/2011 - 31/12/2014	0.00	0.00		
<b>Cabinet Division</b>					
<b>Ministry's Own</b>					
3	0401-5013	145.02	82.39	56.81%	
	Improving Public Administration and Service Delivery through e-Solution; Improving Grievance Redress System (output-3).	17.02	7.75	58.00%	
	01/01/2014 - 31/12/2015	128.00	74.64		
<b>Internal Resources Division (IRD)</b>					
<b>National Board of Revenue</b>					
4	1103-5011	357.00	42.00	11.76%	
	Governance Management Project : Component-a :	64.00	42.00	25.00%	
	Online Filing and Digitilization of Tax Returns,	293.00	0.00		
	Component -c : Establishment of Taxpayers Information and Service Centres.				
	01/07/2011 - 31/12/2015				
<b>Bank and Financial Institution Division</b>					
<b>Ministry's Own</b>					
5	1201-5030	2611.00	1665.18	63.78%	
	Financial Sector Project for Development of Small and Medium Sized Enterprises.	883.00	481.40	63.78%	
	01/09/2011 - 30/06/2016	1728.00	1183.78		
6	1205-5015	1822.84	1575.98	86.46%	
	Institutional Support for Migrant Workers Remittance Real Time Gross Settlement (RTGAP) : Component-'A'.	360.48	172.87	95.00%	
	01/07/2013 - 30/04/2016	1462.36	1403.11		
<b>Economic Relations Division (ERD)</b>					
<b>Ministry's Own</b>					
7	1301-5171	3630.00	2540.48	69.99%	
	Strengthening Capacity for Aid Effectiveness in Bangladesh.	50.00	36.02	69.98%	

**Ministry/Division wise Implementation of Declared Completed Projects**  
**Reporting Period : July 2015 - June 2016**

(Taka in Lakh)

Sl. No.	Ministry/Division Name, Agency Name and Project Name	Cumulative Progress upto Reporting Period		
		Project Cost	Expenditure	Progress
		Total Taka P.A.	Total Taka P.A.	Financial Physical
1	2	3	4	5
	01/11/2011 - 30/06/2016	3580.00	2504.46	
<b>Planning Division</b>				
<b>Ministry's Own</b>				
8	1401-5025 Reconstruction of Gates and Boundary Wall and Security Room with Ancillary Facilities at Planning Commission Campus	851.00	833.90	97.99%
	01/05/2015 - 30/06/2016	851.00	833.90	98%
		0.00	0.00	
9	1401-5026 Construction of Bank Building, Day-care, Police Barak, Garage & post office at Planning Commission Campus	432.00	406.86	94.18%
	01/07/2015 - 30/06/2016	432.00	406.86	100%
		0.00	0.0	
10	1401-7110 Strenthening of Development Academy and National Planning through increasing Physical and Training Facilities.	1908.85	1849.17	96.87%
	01/11/2010 - 30/06/2016	1908.85	1849.17	100%
		0.00	0.00	
11	1401-5023 Up-grading of E/M (Electrical Mechanical) Work and Arboriculture Work of Planning Commission Campus	898	893.26	99.47%
	01/02/2015 - 30/06/2016	898	893.26	100%
		0.00	0.00	
<b>Statistics and Informatics Division</b>				
<b>Ministry's Own</b>				
12	1601-5150 Population & Housing Census, 2011.	23713.45	22707.72	95.76%
	01/07/2008 - 31/12/2015	13740	13761.70	96.00%
		9973.45	8946.02	
<b>Ministry of Commerce</b>				
<b>Ministry's Own</b>				
13	1701-5001 Support Raising Transperaancy in Textile and Garments Value Chains (TTC).	170.00	166.12	97.72%
	01/09/2015 - 30/06/2016	0.00	0.00	97.71%
		170.00	166.12	
<b>Ministry of Commerce</b>				
<b>Ministry's Own</b>				
14	1701-5050 Bangladesh Trade Policy Support Programme.	6706.00	4308.62	64.25%
	01/10/2009 - 30/09/2015	669.00	431.68	64.25%
		6037.00	3876.94	
15	1701-5061 Bangladesh Economic Groth Programme.	15833.00	12299.60	77.68%
	01/02/2008 - 30/06/2016	2516.00	2399.05	77.68%
		13317.00	9900.55	

**Ministry/Division wise Implementation of Declared Completed Projects**  
**Reporting Period : July 2015 - June 2016**

(Taka in Lakh)

Sl. No.	Ministry/Division Name, Agency Name and Project Name		Project Cost		Cumulative Progress upto Reporting Period	
					Expenditure	Progress
			Total Taka P.A.	Total Taka P.A.	Financial	Physical
1	2	3	4	5		
<b>Ministry of Foreign Affairs</b>						
<b>Embassies</b>						
16	1811-5040	Construction of Bangladesh Chancery Complex in Tokyo, Japan. 01/10/2011 - 30/06/2016	8865.00 8865.00 0.00	8587.34 8587.34 0	96.87% 100%	
<b>Ministry of Defence</b>						
<b>Bangladesh Army</b>						
17	1931-5013	Establishment of BOF Cantt Public School & College at Gazipur Cantonment. 01/07/2013 - 30/06/2016	1500.00 1500.00 0.00	1476.00 1476.00 0.00	98.40% 100%	
18	1931-5014	Establishment of Cantt. Public School and College at Dhamalkote Area, Dhaka Cantonment. 01/07/2013 - 30/06/2016	2475.00 2475.00 0.00	2034.50 2034.50 0.00	82.20% 100%	
19	1931-5015	Establishment of English Version Cantt. Public School and College under National Curriculum at Dhamalcot, Dhaka Cantonment. 01/07/2013 - 30/06/2016	2499.00 2499.00 0.00	2499.00 2499.00 0.00	100% 100%	
20	1931-5016	Establishment of English Version Cantt. Public School and College under National Curriculum at Jessore Cantonment, Jessore. 01/01/2014- 30/06/2016	1998.00 1998.00 0.00	1978.94 1978.94 0.00	99.05% 98.00%	
<b>Meteorological Department</b>						
21	1913-5018	Improvement of Meteorological RADAR System in Dhaka and Rangpur (Detailed Design). 01/07/2015- 30/06/2016	230.00 48.00 182.00	227.78 45.78 182.00	99.03% 99.00%	
<b>Ministry of Home Affairs</b>						
<b>Bangladesh Police Directorate</b>						
22	2211-5015	The Project for Enhancing Cyber Crime Investigation Capability of Bangladesh Police. 01/04/2013 - 30/06/2016	2832.00 432.00 2400.00	2846.00 2846.00 0.00	100% 100%	
23	2211-5090	Police Reforms Project (2nd phase). 01/07/2010 - 31/12/2015	21370.00 1500.00 19870.00	21659.7 550 21109.7	101% 100%	
24	2231-5040	Establishment of 50 banded 3 BGB Hospital (Chuadanga, Takurgaon and Khagrachari)	21337.21 21337.21	20788.59 20788.59	97.43% 98.00%	

**Ministry/Division wise Implementation of Declared Completed Projects**  
**Reporting Period : July 2015 - June 2016**

(Taka in Lakh)

Sl. No.	Ministry/Division Name, Agency Name and Project Name	Cumulative Progress upto Reporting Period		
		Project Cost	Expenditure	Progress
		Total Taka P.A.	Total Taka P.A.	Financial Physical
1	2	3	4	5
		0.00	0.00	
	01/01/2009 - 31/03/2016			
	<b>Boarder Guard Bangladesh</b>			
25	2251-5030 Reconstruction of Dinajpur District Zail	8471.66	8169.02	96.43%
		8471.66	8169.02	100%
	01/07/2009 - 30/06/2016	0.00	0.00	
	Department of Fire Service and Civil Defence			
26	2261-5840 Establishment 76 Fire service and Civil Defence Stations at improtant upazilla Headquarters	28171.97	25843.24	91.73%
		28171.97	25843.24	95.00%
		0.00	0.00	
	01/07/1998 - 30/06/2016			
	<b>Ministry of Primary and Mass Education</b>			
	<b>Department of Primary Education</b>	166690.60	159292.95	95.56%
27	2431-5110 Government Primary Schools Reconstruction and Renovation Project (2nd Phase).	166690.60	159292.95	100%
		0.00	0.00	
	01/07/2006 - 30/06/2016			
28	2431-5150 EC Assisted School Feeding Program.	21968.26	19949.85	90.81%
		7537.80	6819.90	99%
	01/01/2009 - 31/12/2015	14430.46	13129.95	
29	2431-5100 Expansion of Cub-scouting in Primary School (3rd Phase).	1137.00	1131.80	99.54%
		1137.00	1131.80	100%
	01/07/2010 - 30/06/2016	0.00	0.00	
	<b>Ministry of Education</b>			
	<b>Department of Secondary &amp; Higher Education</b>			
30	2531-5110 Female Stipend Project for Degree (pass) and Equilavent Level.	50126.00	1133.00	2.26%
		50126.00	1133.00	74.09%
	01/07/2011- 30/06/2016	0.00	0.00	
	<b>Department of Technical Education</b>			
31	2551-6580 Technical and Vocational Education and atraining (TVET) Reform in Bangladesh.	13608.00	13265.75	97.48%
		858.00	13388.53	98.90%
	01/01/2008- 30/06/2015	12750.00	122.78	
	<b>University Grants Commission</b>			
32	2561-5064 Strengthening of Fisheries Research and Acqua Garder for Bio-diversity Conservation in Jahangir Nagar Univeristy.	550.00	550.00	100%
		550.00	550.00	100%
		0.00	0.00	
	01/10/2012 - 30/06/2016			



**Ministry/Division wise Implementation of Declared Completed Projects**  
**Reporting Period : July 2015 - June 2016**

(Taka in Lakh)

Sl. No.	Ministry/Division Name, Agency Name and Project Name	Cummulative Progress upto Reporting Period		
		Project Cost	Expenditure	Progress
		Total Taka P.A.	Total Taka P.A.	Financial Physical
1	2	3	4	5
33	2561-5080 Enhancement of Infrastructural Facilities at Jahangir Nagar University. 01/01/2012 - 30/06/2016	7927.00 7927.00 0.00	7927.00 7927.00 0.00	100% 100%
34	2561-7300 Archaeological Site of the Sustainable Development of Tourism and the Study of Different Ethnic Cultural Traits and Their Preservation  01/07/2009 - 31/12/2015	1337.00 1337.00 0.00	1336.95 1336.95 0.00	100% 100%
35	2561-9139 Development of Public Universities  01/01/2009 - 30/06/2016	45357.00 45357.00 0.00	45357.00 45357.00 0.00	100% 100%
36	2561-9144 Infrastructural Development of Khulna University. 01/07/2010 - 30/06/2016	8647.00 8647.00 0.00	8347.00 8347.00 0.00	96.53% 96.53%
37	2561-7260 Creation of Infrastructure & Laboratory Facilities for Introducing New Department in five Public Universities (1st Revised).  01/07/2009 - 30/06/2016	14603.00 14603.00 0.00	15000.00 15000.00 0.00	103% 100%
38	2561-5057 Special Development of Bangladesh Agricultural University.  01/07/2012 - 30/06/2016	2320.00 2320.00 0.00	1520.00 1520.00 0.00	65.52% 99.83%
39	2561-7500 Improvement of Grain Legumes through Transformation  01/01/2007- 30/06/2015	206.14 32.00 174.14	174.00 174.00 0.00	84.41% 94.12%
40	2561-9162 Development of Stress Tolerant Pranut (Arachis Hypogaea L) Breeding Lines Using Modern Biotechnology.  01/07/2009 - 30/06/2015	117.96 19.77 98.19	106.00 95.00 11.00	89.86% 15.80%
41	2561-7410 Molecular Epidemiology of Micro Bacterium Bodies Induction in Animals and Man in Bangladesh.  01/07/2011 - 30/06/2015	169.00 0.00 169.00	158.00 0.00 158.00	93.49% 93.49%
42	2561-7420 Morphological Pathogenic and Molecular Characterization Species from Fruits (Magnifera Insika and Musa Se.) in Bangladesh and their Management by Bio-active Natural Compounds from Sundarban and Coastal Areas.	100.00 0.00 100.00	95.00 0.00 95.00	95.00% 95.00%

**Ministry/Division wise Implementation of Declared Completed Projects**  
**Reporting Period : July 2015 - June 2016**

(Taka in Lakh)

Sl. No.	Ministry/Division Name, Agency Name and Project Name	Project Cost			Cumulative Progress upto Reporting Period	
		Expenditure		Progress	Financial Physical	
		Total Taka P.A.	Total Taka P.A.			
1	2	3	4	5		
01/07/2011 - 30/06/2015						
43	2561-7430 Improvement of Salt and Sub-mergence Tolerant Rice through Genetic Engineering Approach to Ring Food Security with Environmental Safety in Bangladesh.	115.00	75.00	65.22%		
		115.00	75.00	100%		
		0.00	0.00			
01/06/2011 - 31/12/2014						
44	2561-5052 Molecular Characterization and Identification of Important Genetic and Infectious Diseases of Livestock and Poultry in Bangladesh.	90.00	60.00	66.67%		
		0.00	0.00	100%		
		90.00	60.00			
01/01/2012 - 31/12/2014						
<b>Ministry of Science and Technology</b>						
<b>Bangladesh Council for Scientific and Industrial Research</b>						
45	2605-5067 Development of Techonology for Generation of Solar Power through Low Price.	2777.43	2753.57	99.14%		
		2777.43	2753.57	100%		
		0.00	0.00			
01/01/2012 - 30/06/2016						
46	2605-5069 Development of Fibre and Polimer Laboratory of BCSIR.	2635.70	2667.41	101%		
		2635.70	2667.41	100%		
		0.00	0.00			
01/07/2012 - 30/06/2016						
47	2605-5071 Modernization of Animal Laboratory for Bio-medical and Toxicological Research.	2594.47	2588.61	99.77%		
		2594.47	2588.61	100%		
		0.00	0.00			
01/07/2012 - 30/06/2016						
48	2605-5097 Modernization of Pilot Plant Unit to Commercialize the most viable R&D Products of BCSIR.	1712.00	1701.16	99.37%		
		1712.00	1701.16	100%		
		0.00	0.00			
01/07/2013 - 30/06/2016						
49	2605-7400 Support to BCSIR Instrumentation and Calibration Laboratory ICSL for Metrology under BEST Programme.	295.00	295.00	100%		
		75.00	95.00	100%		
		220.00	200.00			
01/07/2010 - 30/06/2015						
<b>Ministry of Health and Family Welfare</b>						
<b>Ministry's Own</b>						
50	2701-5001 Enforcement of the National Tobacoo Control Legistation in Bangladesh.	307.00	120.23	39.16%		
		0.00	0.00	33.00%		

**Ministry/Division wise Implementation of Declared Completed Projects**  
**Reporting Period : July 2015 - June 2016**

(Taka in Lakh)

Sl. No.	Ministry/Division Name, Agency Name and Project Name	Project Cost		Cumulative Progress upto Reporting Period	
				Expenditure	Progress
		Total Taka P.A.	Total Taka P.A.	Financial	Physical
1	2	3	4	5	
	01/09/2013 - 31/03/2016	307.00	120.23		
51	2701-2701 Provision for Equipment and Professional Training for Ashania Mission Cancer Hospital.	6000.00	6000.00	100%	
		6000.00	6000.00	100%	
		0.00	0.00		
	01/07/2009 - 30/06/2016				
<b>Information and Communication Technology Division</b>					
<b>Bangladesh Computer Council (BCC)</b>					
52	2805-5021 Development of National Infra-Network for Bangladesh Government Phase-II (Info-Sarker).	129592.00	127723.67	98.56%	
		21439.00	19570.93	99.00%	
		108153.00	108152.74		
	01/07/2013 - 30/06/2016				
53	2805-5020 Capacity Building on ITEE Management Project.	3172.63	2553.00	80.47%	
		532.63	409.00	99.43%	
	01/12/2012 - 30/06/2016	2640.00	2144.00		
<b>Ministry of Social Welfare</b>					
<b>Ministry's Own</b>					
54	2901-5030 Establishment of Sonaimoori Blind Welfare Association Eye Hospital.	1240.00	1235.05	99.60%	
		1240.00	1235.05	100%	
	01/07/2011 - 30/06/2016	0.00	0.00		
<b>Department of Social Services</b>					
55	2931-7973 Services for Children at Risk (SCAR).	7555.00	4395.53	58.18%	
		100.00	71.88	85.00%	
	01/01/2009 - 30/06/2016	7455.00	4323.65		
<b>Ministry of Women and Children Affairs</b>					
<b>Ministry's Own</b>					
56	3001-5041 Multi-Sectoral Programme on Violence Against Women (3rd Phase)	4872.29	4863.07	99.81%	
		2374.09	2366.42	100%	
		2498.20	2496.65		
	01/07/2011 - 30/06/2016				
<b>Department of Women Affairs</b>					
57	3021-5270 Establishment of Pediatric and Women Cardiac Unit at National Heart Foundation.	1549.16	1505.00	97.15%	
		1549.16	1505.00	100%	
		0.00	0.00		
	01/01/2012 - 31/12/2015				
58	3021-5130 Daycare Programme for the Children of Lower and Middle Income Working Women.	1650.00	1627.01	98.61%	
		1650.00	1627.01	100%	
		0.00	0.00		
	01/07/2009 - 30/06/2016				

**Ministry/Division wise Implementation of Declared Completed Projects**  
**Reporting Period : July 2015 - June 2016**

(Taka in Lakh)

Sl. No.	Ministry/Division Name, Agency Name and Project Name	Cumulative Progress upto Reporting Period		
		Project Cost	Expenditure	Progress
		Total Taka P.A.	Total Taka P.A.	Financial Physical
1	2	3	4	5
59	3021-5026 Vocational Training for Women Worker in RMG Industries in Bamgladesh. 01/09/2013 - 31/12/2015	269.50 19.50 250.00	228.54 15.54 213.00	84.80% 86.86%
<b>National Women Agency</b>				
60	3005-7040 UrbN Based Women Development Project. 01/10/2008 - 30/09/2015	1880.00 1880.00 0.00	1703.78 1703.78 0.00	90.63% 91.00%
61	3005-7050 Information APA: Empowerment of Women through Information Technology to Build up Digital Bangladesh. 01/07/2011 - 31/12/2015	1321.70 1321.70 0.00	1312.32 1312.32 0.00	99.29% 100%
<b>Ministry of Labour and Employment Ministry's Own</b>				
62	3101-5002 Labor Law Compliance Improvement and Practice of Appropriate Labor Standards in the Shrimp Export Ector of Bangladesh. 01/01/2014 - 30/06/2016	810.00 0.00 810.00	382.00 0.00 382.00	47.16% 90.00%
63	3101-5014 Promoting Fundamental Rights at Work and Labour Relations in Export Oriented Industries in Bangladesh. 01/05/2014 - 31/08/2015	1988.00 0.00 1988.00	1979.00 0.00 1979.00	99.55% 88.00%
<b>Directorate of Labour</b>				
64	3141-5010 Reconstruction and Modernization of 3 Industrial Relations Institutes and 22 Labour Welfare Centres Project. 01/07/2011 - 31/12/2016	1098.00 1098.00 0.00	1080.51 1080.51 0.00	98.41% 88.00%
<b>Ministry of Housing and Public Works Khulna Development Authority</b>				
65	3205-0060 Construction of Digital Archives and Management Software. 01/07/2012 - 30/06/2016	539.47 539.47 0.00	324.50 324.50 0.00	60.15% 100%
<b>Institute of Diploma Engineers, Bangladesh (IDEB)</b>				
66	3205-5019 Capacity Development for Training and Research including utilities enhancement of IDEB central Bhaban Complex.	1055.78 1055.78 0.00	1055.78 1055.78 0.00	100% 100%

**Ministry/Division wise Implementation of Declared Completed Projects**  
**Reporting Period : July 2015 - June 2016**

(Taka in Lakh)

Sl. No.	Ministry/Division Name, Agency Name and Project Name	Cummulative Progress upto Reporting Period			
		Project Cost	Expenditure		Progress
			Total Taka P.A.	Total Taka P.A.	
1	2	3	4	5	
01/01/2014 - 30/06/2016					
<b>Ministry of Information</b>					
<b>Ministry's Own</b>					
67	3301-5014 Making a March Towards Universal Health Coverage in Bangladesh Training up Journalists and Capacitating PIB	157.00 0.00 157.00	156.76 0.00 156.76	99.85% 82.00%	
01/05/2013 - 30/06/2016					
<b>Ministry of Cultural Affairs</b>					
<b>Bangla Academy</b>					
68	3405-5012 Construction of Bangla Academy Staff Quarters.	5299.00 5299.00 0.00	5299.00 5299.00 0.00	100% 100%	
01/01/2013 - 31/12/2015					
<b>Bangladesh National Museum</b>					
69	3405-5011 Construction of Journalist Kangal Horinath Museum, Kushthia.	735.00 735.00 0.00	676.61 676.61 0.00	92.06% 99.99%	
01/07/2012 - 30/06/2016					
<b>Bangladesh Shilpakala Academy</b>					
70	3405-7210 Training on Fine and Performing Arts (2nd Phase)	2831.79 2831.79 0.00	0.00 0.00 0.00	0.00% 0.00%	
01/07/2006 - 30/06/2009					
<b>Tribal Cultural Institute, Bandarban</b>					
71	3405-7040 Establishment of Regional Center of Bandarban Khudra Nri-Gosthir Sangskritik Institute at Ruma upazila	697.00 697.00 0.00	719.01 719.01 0.00	103% 100%	
01/01/2011 - 30/06/2015					
<b>Ministry of Youth and Sports</b>					
<b>Department of Youth Development</b>					
72	3640-5160 Employment of Unemployed Youth of 7 Districts of North Bengal and Creation of Self-employment Facilities.	6496.14 6496.14 0.00	6483.11 6483.11 0.00	99.80% 100%	
01/02/2012 - 30/06/2016					
<b>National Sports Council</b>					
73	3605-5035 Development of Venues for ICC U-19 Cricket World Cup-2016.	1593.00 1593.00 0.00	1588.51 1588.51 0.00	99.72% 100%	
01/10/2015 - 30/06/2016					
<b>Local Government Division</b>					
<b>Ministry's Own</b>					

**Ministry/Division wise Implementation of Declared Completed Projects**  
**Reporting Period : July 2015 - June 2016**

(Taka in Lakh)

Sl. No.	Ministry/Division Name, Agency Name and Project Name	Cumulative Progress upto Reporting Period		
		Project Cost	Expenditure	Progress
		Total Taka P.A.	Total Taka P.A.	Financial Physical
1	2	3	4	5
74	3701-5022 Birth and Death Registration (3rd Phase).	1590.00	281.98	17.73%
		1240.00	148.79	100%
	01/07/2012 - 30/06/2016	350.00	133.19	
75	3701-5025 Enhancing Urban Governance.	3152.00	750.00	23.79%
		0.00	0.00	100%
	01/01/2012 - 31/12/2015	3152.00	750.00	
76	3701-5026 Establishing a Regulatory Framework for Urban Water Supply and Sanitation.	672.98	598.75	88.97%
		75.00	0.67	100%
	01/07/2013 - 31/12/2015	597.98	598.08	
77	3701-5027 Local Climate Adaptive Living for Selected Upazilas and Union Parishads of Bangladesh.	282.00	281.00	99.65%
		0.00	0.00	77.41%
	01/01/2014 - 30/06/2015	282.00	281.00	
78	3701-7478 Activating Village Court in Bangladesh.	12154.66	11944.34	98.27%
		957.33	956.82	98.26%
	01/01/2009 - 31/12/2015	11197.33	10987.52	
<b>Local Government Engineering Department</b>				
79	3731-5013 Construction of Newly Created and River Eroded Upazilla Complex - 2nd Revised.	18855.00	17591.90	93.30%
		18855.00	17591.90	97.00%
	01/07/2005 - 30/06/2016	0.00	0.00	
80	3731-5044 Feasibility study of the bridge at Pirganj in Rangpur and Environmental & Economic Studies for Construction of 8 Bridges Pirojpur, Tangail, Manikganj, Sirajganj, Naogaon, Netrokona district,	197.00	165.33	83.92%
		197.00	165.33	100%
	01/07/2015 - 30/06/2016	0.00	0.00	
81	3731-5070 Upazila Road Development Project.	53900.00	53719.37	99.66%
		53900.00	53719.37	100%
	01/07/2004 - 30/06/2016	0.00	0.00	
82	3731-5082 Dev. of Baliajuri GC Road of Madargonj Upazila, District Jamalpur upto Sariakandi GC Road of Sarikandi Upazila District Bogra alongwith the Construction of 110 m Long Bridge over Chandpur Khal.	1537.00	1426.00	92.78%
		1537.00	1426.00	93.78%
	01/01/2013 - 30/06/2016	0.00	0.00	
83	3731-5097 Development of Shakooni Lake & Municipal Park under Madaripur Municipal Corporation.	2250.00	2227.72	99.01%
		2250.00	2227.72	100%
	01/11/2013 - 30/06/2016	0.00	0.00	

**Ministry/Division wise Implementation of Declared Completed Projects**  
**Reporting Period : July 2015 - June 2016**

(Taka in Lakh)

Sl. No.	Ministry/Division Name, Agency Name and Project Name	Cummulative Progress upto Reporting Period		
		Project Cost	Expenditure	Progress
		Total Taka P.A.	Total Taka P.A.	Financial Physical
1	2	3	4	5
84	3731-5101 Bank Protection, Re-excavation of Bannai Canal and Pour Infrastruction Development of Sujanagar Pourashava. 01/12/2013 - 30/06/2016	1485.00 1485.00 0.00	1454.93 1454.93 0.00	97.98% 100%
85	3731-5104 Infrustruction Development of Bhola Municipal Corporation. 01/11/2013 - 31/12/2016	2194.30 2194.30 0.00	2194.00 2194.00 0.00	99.99% 100%
86	3731-5108 Road improvement Project from Dariapur - Shibgonj - Durlavpur via 2nd Mohananda Bridge to Sundarpur Union, Morapagla, Mollagram Padma Beri Bandth Chapainawabgonj Dist. 01/12/2013 - 30/06/2016	2314.00 2314.00 0.00	2343.61 2343.61 0.00	101% 100%
87	3731-5116 Infrustructure Development under Melandaha & Mothergonj Upazillas of Jamalpur District. 01/07/2014 - 30/06/2016	1660.00 1660.00 0.00	1359.00 1359.00 0.00	81.87% 100%
88	3731-5121 Baliadangi, Haripur & Ranisankail Upazila under Thakurgaon District Rural Infrustruction Improvement Project. 01/07/2013 - 30/06/2016	1795.00 1795.00 0.00	1795.00 1795.00 0.00	100% 100%
89	3731-5134 Rural Infrustructure Development Project at Narayangonj Sadar-4 of Narayangonj Sadar Upazila, District: Narayangonj 01/01/2015 - 30/06/2016	1889.00 1889.00 0.00	1719.11 1719.11 0.00	91.01% 100%
90	3731-5137 Feasibility study for construction of 4 nos. of Bridge: 1 bridge over the river Korotoa under Pirganj Upazila, Rangpur and 2 Bridges over the river Balu under Rugganj Upazila, Narayangonj & one over the river Turag under Savar Upazila, Dhaka. 01/07/2015 - 30/06/2016	200.00 200.00 0.00	198.00 198.00 0.00	99.00% 100%
91	3731-5138 Feasibility study for construction of 3 nos. of Bridges over the river Jhinai under Basail Upazila, District: Tangail 01/07/2015 - 30/06/2016	197.00 197.00 0.00	176.50 176.50 0.00	89.59% 100%

**Ministry/Division wise Implementation of Declared Completed Projects**  
**Reporting Period : July 2015 - June 2016**

(Taka in Lakh)

Sl. No.	Ministry/Division Name, Agency Name and Project Name	Project Cost		Cumulative Progress upto Reporting Period	
				Expenditure	Progress
		Total Taka P.A.	Total Taka P.A.	Total Taka P.A.	Financial Physical
1	2	3	4	5	
92	3731-8241 Important Rural Infrastructure Development Project on Priority Basis (IRIDP)	489284.00	487921.62	487921.62	99.72%
		489284.00	487921.62	487921.62	100%
		0.00	0.00	0.00	
	01/03/2010 - 30/06/2016				
93	3731-5146 Development of Road of Sadar of Narayangonj District.	2193.49	2146.84	2146.84	97.87%
		2193.49	2146.84	2146.84	100%
	01/09/2015 - 30/06/2016	0.00	0.00	0.00	
94	3731-5370 Development of Small Scale Water Resources at Greater Mymensingh, Sylhet and Faridpur.	56871.16	56602.24	56602.24	99.53%
		15641.60	15849.69	15849.69	100%
		41229.56	40752.55	40752.55	
	01/07/2007 - 30/06/2016				
95	3731-5530 Urban Partnerships for Poverty Reduction Project.	81986.68	81695.85	81695.85	99.65%
		3862.30	3571.57	3571.57	100%
	01/07/2007 - 31/08/2015	78124.38	78124.28	78124.28	
96	3731-5770 Construction of Loop in Khilgaon Flyover (Sydabad border)	7462.96	7394.70	7394.70	99.09%
		7462.96	7394.70	7394.70	100%
	31/10/2010 - 31/12/2015	0.00	0.00	0.00	
97	3731-6570 Rural Infrastructure Development (Public Priority Rural Communication and Rural Market Development & Rehabilitation): Part- II.	103253.00	103252.33	103252.33	100%
		103253.00	103252.33	103252.33	100%
	01/07/2005 - 30/06/2016	0.00	0.00	0.00	
98	3731-8046 Rural Infrastructure Development Project (Khulna, Bagerhat and Satkhira District).	19078.84	19052.45	19052.45	99.86%
		19078.84	19052.45	19052.45	100%
	01/07/2008 - 30/06/2016	0.00	0.00	0.00	
99	3731-8230 Construction of Union Connecting Roads and Infrastructure Development Project : Greater Mymensingh (Mymensingh, Tangail, Jamalpur, Sherpur, Kaligonj and Netrokona) Dist.	47847.50	46714.93	46714.93	97.63%
		47847.50	46714.93	46714.93	100%
	01/05/2009 - 30/06/2016	0.00	0.00	0.00	
<b>Public Health Engineering Directorate</b>					
100	3741-5036 Water Supply & Environmental Sanitation Project in Mongla Pourashava (2nd Phase).	1955.82	1900.67	1900.67	97.18%
		1955.82	1900.67	1900.67	98.00%
	01/07/2013 - 30/06/2016	0.00	0.00	0.00	
101	3741-5130 Water Supply, Sanitation and Drainage Projects in Sylhet & Barisal City.	28241.11	26201.57	26201.57	92.78%
		28241.11	26201.57	26201.57	100%
		0.00	0.00	0.00	



**Ministry/Division wise Implementation of Declared Completed Projects**  
**Reporting Period : July 2015 - June 2016**

(Taka in Lakh)

Sl. No.	Ministry/Division Name, Agency Name and Project Name	Cumulative Progress upto Reporting Period		
		Project Cost	Expenditure	Progress
		Total Taka P.A.	Total Taka P.A.	Financial Physical
1	2	3	4	5
01/07/2005 - 30/06/2016				
<b>Dhaka City Corporation</b>				
102	3705-5027 Improvement Work of Damaged Roads, Drains & Footpaths from Jatrabari Intersection to Jaykali Mondir Beneath Mayor Mohammad Honif Flyover.	1897.00	1897.00	100%
		1897.00	1897.00	100%
		0.00	0.00	
01/08/2015 - 30/06/2016				
103	3705-5053 Construction and Improvement of Mirpur Cantonment Bypass Road, Ceramic Road and other Roads, Drains and Footpath of Pallabi Area.	4134.00	3245.00	78.50%
		4134.00	3245.00	81.00%
		0.00	0.00	
01/11/2013 - 30/06/2016				
104	3705-5054 Improvement of Road Infrastructure and Beautification Works around Mirpur Sher-e-Bangla National Creicket Stadium and Major Roads of Dhaka City for ICC World Cup T-20 Bangladesh, 2014.	12567.00	12566.40	100%
		12567.00	12566.40	100%
		0.00	0.00	
01/11/2013 - 31/12/2015				
105	3705-5111 Procurement of Cold Recycling Plant and equipments for maintenance of main road in Dhaka South City Corporation.	3368.00	3147.20	93.44%
		3368.00	3147.20	100%
		0.00	0.00	
01/01/2015 - 30/06/2016				
106	3705-8440 Construction of Road from Mirpur Grameen Bank to Agargaon.	24013.54	23627.00	98.39%
		24013.54	23627.00	99.99%
		0.00	0.00	
01/07/2008 - 30/06/2016				
107	3705-8555 Development of Graveyard Near National Martyred Monument at Rayer Bazar under DCC.	54437.00	52086.00	95.68%
		54437.00	52086.00	100%
		0.00	0.00	
01/07/2011 - 30/06/2015				
<b>Chittagong City Corporation</b>				
108	3705-5012 Extension and Development of Lalchand Road at Chalkbazar.	2190.00	1965.00	89.73%
		2190.00	1965.00	77.83%
		0.00	0.00	
01/02/2012 - 30/06/2015				
<b>Khulna City Corporation</b>				
109	3705-8607 Procurement of Vehicles and Equipment for Solid Waste Management and Asphalt Plant.	3696.67	3327.00	90.00%
		3696.67	3327.00	90.00%
		0.00	0.00	
01/07/2011 - 30/06/2016				

**Ministry/Division wise Implementation of Declared Completed Projects**  
**Reporting Period : July 2015 - June 2016**

(Taka in Lakh)

Sl. No.	Ministry/Division Name, Agency Name and Project Name	Cumulative Progress upto Reporting Period		
		Project Cost	Expenditure	Progress
		Total Taka P.A.	Total Taka P.A.	Financial Physical
1	2	3	4	5
<b>Dhaka WASA</b>				
110	3705-5075 Supply and Installation of 33/11 KV Electrical Sub-Station for Sustainable Power Solution at Saidabad WTP Phase-2. 01/07/2015 - 31/12/2016	3534.00 1362.00 2172.00	2593.78 421.78 2172.00	73.40% 80.00%
111	3705-7200 Interim Project-2 for Urgent Sewerage Construction and Rehabilitation. 01/07/2010 - 30/06/2016	9143.00 9143.00 0.00	8275.00 8275.00 0.00	90.51% 98.50%
112	3705-8214 Dhaka Water Supply Sector Development Project. 01/01/2008 - 30/06/2016	173401.51 48820.27 124581.24	153736.95 46711.25 107025.70	88.66% 100%
113	3705-8487 Dhaka Water supply and Sanitation Project. 01/11/2008 - 30/06/2016	64422.00 3622.00 60800.00	52414.48 743.11 51671.37	81.36% 100%
<b>Chittagong WASA</b>				
114	3705-5068 Emergency water supply & DTW Rehabilitation Project. 01/07/2014 - 30/06/2016	1901.00 1901.00 0.00	1435.30 1435.30 0.00	75.50% 75.52%
<b>Sylhet City Corporation</b>				
115	3705-7110 Improvement of Primary Drainage System and Reconstruction of Nagarbhaban with Procurement of Essential Vehical and Equipment for Sylhet City Corporation. 30/06/2009 - 30/06/2016	3560.00 3560.00 0.00	3560.00 3560.00 0.00	100% 100%
116	3705-7210 Development and Expansion of Important Infrastructure of Sylhet City Corporation. 01/07/2009 - 30/06/2016	20125.50 20125.50 0.00	20125.50 20125.50 0.00	100% 100%
117	3705-5052 Construction of Gazi Borhanuddin (R:) Mazar and Improvement of Insfrastructure. 01/07/2013 - 30/06/2016	1690.00 1690.00 0.00	1690.00 1690.00 0.00	100% 100%
<b>Barisal City Corporation</b>				
118	3705-5024 Construction of Bangabandhu Auditorium (4 Storied & 500 Seat Capacity) in Barisal City Corporation.	2490.00 2490.00 0.00	1786.00 1786.00 0.00	71.73% 74.00%

**Ministry/Division wise Implementation of Declared Completed Projects**  
**Reporting Period : July 2015 - June 2016**

(Taka in Lakh)

Sl. No.	Ministry/Division Name, Agency Name and Project Name		Project Cost		
			Cumulative Progress upto Reporting Period		Progress
			Expenditure	Progress	
1	2	3	4	5	
	01/07/2012 - 30/06/2016				
119	3705-5076	Consulting Services for Vulnerability Analysis and Feasibility Study for City of Barisal under Climate Change Adaptation in Urban Areas (CCAUA).	1281.00 281.00 1000.00	1000.00 0.00 1000.00	78.06% 78.00%
	20/01/2015 - 31/12/2015				
120	3705-7700	Improvement and Widening of Roads and construction of Drain-cum-Footpath of Barisal City Corporation.	22790.94 22790.94 0.00	17650.00 17650.00 0.00	77.44% 100%
	01/01/2012 - 31/12/2015				
	<b>Rajshahi WASA (RWASA)</b>				
121	3705-5021	Development of Water Supply Systems in Rajshahi City.	3387.00 3387.00 0.00	2802.36 2802.36 0.00	82.74% 100%
	01/07/2012 - 31/12/2015				
122	3705-5074	Feasibility Study of Surface Water Treatment Plant for Rajshahi WASA.	190.00 190.00 0.00	190.00 190.00 0.00	100% 100%
	01/11/2014 - 31/10/2015				
	<b>Rural Development and Co-operatives Division</b>				
	<b>Ministry's Own</b>				
123	3801-8167	Comprehensive Village Development Programme Project (CVDP)-2nd Phase.	9683.00 9683.00 0.00	9456.53 9456.53 0.00	97.66% 100%
	01/07/2009 - 31/12/2015				
124	3805-7370	Action Research Project on Poverty Alleviation through Livestock Management and Bio-Gas Bottling at Monga and other Similar Areas.	5155.74 5155.74 0.00	5116.20 5116.20 0.00	99.23% 100%
	01/07/2009 - 31/12/2015				
125	3805-7200	Poverty Reduction through "Minor Crops Production, Preservation, & Processing and Marketing Program"	6093.61 6093.61 0.00	5366.69 5366.69 0.00	88.07% 90.00%
	01/07/2011 - 30/06/2016				
	<b>Ministry of Industry</b>				
	<b>Bangladesh Standard and Testing Institute (BSTI)</b>				
126	3905-7500	Better Quality Infrastructure of Better Work and Standard.	4826.00 472.00	4649.14 295.09	96.34% 100%

**Ministry/Division wise Implementation of Declared Completed Projects**  
**Reporting Period : July 2015 - June 2016**

(Taka in Lakh)

Sl. No.	Ministry/Division Name, Agency Name and Project Name	Cumulative Progress upto Reporting Period		
		Project Cost	Expenditure	Progress
		Total Taka P.A.	Total Taka P.A.	Financial Physical
1	2	3	4	5
	01/07/2011 - 31/12/2015	4354.00	4354.05	
<b>Energy and Mineral Resources Division</b>				
<b>Geological Survey of Bangladesh</b>				
127	4245-5012 Geo-Information for Urban Development (GUD), Bangladesh. 01/07/2013 - 30/06/2016	2500.00 1000.00 1500.00	2362.33 922.33 1440.00	94.49% 100%
<b>Bangladesh Oil, Gas and Mineral Corporation</b>				
128	4205-0010 Construction of 2 Storage Tank at Rashidpur Condenset Frackshnation Plant (RCFP). 01/09/2012 - 30/06/2016	2131.00 2131.00 0.00	1979.54 1979.54 0.00	92.89% 100%
129	4205-0013 Drilling of one appraisal oil well/development gas well (Kailashtilla-7) at Kailashtilla Structure. 01/09/2012 - 31/12/2015	21819.00 21819.00 0.00	16829.61 16829.61 0.00	77.13% 100%
130	4205-0017 Construction and Commissioning of Underground Jet A-1 Pipeline from Proposed Railway Siding at Airport Rail Station upto Kurmitola Aviation Depot including Renovation of 3# Storage Tank. 01/07/2010 - 30/06/2015	1151.00 1151.00 0.00	194.00 194.00 0.00	16.85% 30.00%
131	4205-0025 Procurement of Gas Process Plant for Shahbazpur Field. 01/07/2012 - 30/06/2016	7781.08 7781.08 0.00	7492.59 7492.59 0.00	96.29% 100%
132	4205-0032 Drilling of Titas Well No.27. 01/07/2013 - 30/06/2016	9425.00 9425.00 0.00	9073.64 9073.64 0.00	96.27% 100%
133	4205-0046 Rehabilitation of Engine, Mud Tanks & Electrical Power System of IDECO H-1700 Rig. 31/03/2014 - 30/06/2016	3890.00 3890.00 0.00	3739.42 3739.42 0.00	96.13% 100%
134	4205-0049 Extension of Gas Distribution Network in Bhola and New Network at Borhanuddin. 01/10/2014 - 30/06/2016	1834.00 1834.00 0.00	1408.16 1408.16 0.00	76.78% 100%
135	4205-5001 Technical Assistance for Gas Transmission and Distribution Development Investment Programme. 01/01/2015 - 30/06/2016	1083.00 303.00 780.00	85.55 43.39 42.16	7.90% 7.90%

**Ministry/Division wise Implementation of Declared Completed Projects**  
**Reporting Period : July 2015 - June 2016**

(Taka in Lakh)

Sl. No.	Ministry/Division Name, Agency Name and Project Name	Project Cost		Cumulative Progress upto Reporting Period	
				Expenditure	Progress
		Total Taka P.A.	Total Taka P.A.	Financial	Physical
1	2	3	4	5	
136	4205-5010 Mubarakpur Oil/Gas Exploration Well Drilling Project	8926.00	8126.91	91.05%	
		8926.00	8126.91	100%	
	01/01/2006 - 31/12/2015	0.00	0.00		
137	4205-5050 Appraisal of Gas Field (3-D Seismic) (Titas Bakhrabad, Sylhet, Kailashtila and Rashidpur)	19270.00	16032.77	83.20%	
		12587.14	9350.00	100%	
	01/01/2006 - 30/06/2016	6682.86	6682.77		
138	4205-7016 Sylhet Gas Transmission Network Upgradation Project.	10683.00	9406.70	88.05%	
		10683.00	9406.70	100%	
	01/01/2012 - 30/06/2016	0.00	0.00		
139	4205-7250 Bheramara-Khulna Gas Transmission Pipeline Project.	90381.40	81677.16	90.37%	
		42854.80	38546.95	100%	
	01/01/2006 - 30/06/2016	47526.60	43130.21		
140	4205-7300 Augmentation of Gas Production Under Fast Track Programme (Digging of 5 Well and Workover of 1 Well under "BGFL" & "SGFL" Part).	130050.00	123264.31	94.78%	
		130050.00	123264.31	100%	
	01/07/2010 - 31/03/2016	0.00	0.00		
141	4205-7500 Salda # 3,4 & Fenchugonj # 4,5 Gas Field's Development Project of BAPEX.	30564.00	26664.54	87.24%	
		30564.00	26664.54	87.42%	
	01/01/2010 - 30/06/2016	0.00	0.00		
142	4205-9204 Supply Efficiency Improvement of Titas Gas Transmission and Distribution Company Limited (TGTDCCL).	2276.00	2056.06	90.34%	
		971.00	899.33	100%	
	01/01/2010 - 30/09/2015	1305.00	1156.73		
<b>Bangladesh Petroleum Corporation (BPC)</b>					
143	4205-5011 Augmentation of Hydrant Systems for the Supply of Biman Fuel (Jet-A1) at Hazrat Shahjalal International Airport, Dhaka.	5366.00	4224.93	78.74%	
		5366.00	4224.93	100%	
	01/07/2011 - 30/06/2016	0.00	0.00		
144	4205-7660 Construction of M.S. Storage Tank at Eastern Ltd.	2498.39	2301.66	92.13%	
		2498.39	2301.66	100%	
	01/10/2010 - 30/06/2016	0.00	0.00		
145	4205-9216 Installation of Single Point Mooring.	8882.66	3506.32	39.47%	
		5458.21	81.87	100%	
	01/03/2010 - 30/06/2016	3424.45	3424.45		

**Ministry of Agriculture**

**Ministry/Division wise Implementation of Declared Completed Projects**  
**Reporting Period : July 2015 - June 2016**

(Taka in Lakh)

Sl. No.	Ministry/Division Name, Agency Name and Project Name	Project Cost		Cumulative Progress upto Reporting Period	
				Expenditure	Progress
		Total Taka P.A.	Total Taka P.A.	Financial	Physical
1	2	3	4	5	
<b>Ministry's Own</b>					
146	4301-5019 National Agricultural Technology Program (NATP-2) Preparation Facility Project (PCMU Part).	507.20	289.64	57.11%	
		147.20	141.86	100%	
		360.00	147.78		
	01/01/2015 - 30/09/2015				
<b>Department of Agricultural Extension</b>					
147	4331-5016 Eastern Integrated Agricultural Development Project (2nd Phase).	2054.00	2033.14	98.98%	
		2054.00	2033.14	99.89%	
	01/07/2012 - 30/06/2016	0.00	0.00		
148	4331-5031 Food Security through Agriculture Production Diversified Sources of Income Venu Edition and makertiing in Bangladesh.	2827.11	2815.33	99.58%	
		528.00	516.33	99.58%	
	01/07/2011 - 30/06/2016	2299.11	2299.00		
149	4331-5037 National Agricultural Technology Program (NATP-2) Preparation Facility Project (DAE Part).	35.50	27.44	77.30%	
		35.50	27.44	100%	
		0.00	0.00		
	01/01/2015 - 30/09/2015				
150	4331-5240 Development Project of Tuber Cropes (DAE).	1200.00	1163.22	96.94%	
		1200.00	1163.22	96.94%	
	01/07/2010 - 30/06/2016	0.00	0.00		
<b>Cotton Development Board</b>					
151	4339-5010 Strengthening the Research Activities of Cotton Development Board Project.	1661.52	1640.37	98.73%	
		1661.52	1640.37	98.72%	
	01/07/2011 - 30/06/2016	0.00	0.00		
Barindra Multipurpose Development Agency					
152	4305-5022 Irrigation Program through Surface Water Augumentation.	4060.94	4060.08	99.98%	
		4060.9	4060.08	100%	
	01/07/2013 - 30/06/2016	0.00	0.00		
153	4305-5026 Smart Card Based Pre-paid Pump Usages and Enerty Measuring (PPUEM) System (Phase-2).	1908.82	1847.68	96.80%	
		1908.82	1847.68	100%	
		0.00	0.00		
	01/03/2014 - 30/06/2016				
154	4305-5076 Continuation and Expansion of Pesticides Research in Pesticide Analytical Laboratory at BARI.	859.00	857.00	99.77%	
		859.00	857.00	100%	
		0.00	0.00		
	01/07/2011 - 30/06/2016				

**Ministry/Division wise Implementation of Declared Completed Projects**  
**Reporting Period : July 2015 - June 2016**

(Taka in Lakh)

Sl. No.	Ministry/Division Name, Agency Name and Project Name	Project Cost		Cumulative Progress upto Reporting Period	
				Expenditure	Progress
		Total Taka P.A.	Total Taka P.A.	Financial	Physical
1	2	3	4	5	
155	4305-7740 Development Project of Tuber Crops (BARI).	3355.48	3219.48	95.95%	
		3355.48	3219.48	97.00%	
	01/07/2010 - 30/06/2016	0.00	0.00		
156	4305-7730 Tuber Crops Development Project (BADC).	27972.36	27523.33	98.39%	
		27972.36	27523.33	100%	
	01/07/2010 - 30/06/2016	0.00	0.00		
157	4305-7750 Project Activating inoperable Deep Tube wells of BADC for Irrigation.	15069.00	2946.42	19.55%	
		15069.00	2946.42	19.00%	
	01/07/2010 - 30/06/2016	0.00	0.00		
<b>Bangladesh Sugarcane Research Institute</b>					
158	4305-5077 Create Employment Opportunities of Char Dwellers in Greater Rangpur District through Sugarcane Cultivation.	821.00	820.58	99.95%	
		821.00	820.58	100%	
	01/07/2011 - 30/06/2016	0.00	0.00		
<b>Bangladesh Agriculture Research Council (BARC)</b>					
159	4305-5036 National Agricultural Technology Program (NATP-2) Preparation Facility Project (BARC Part).	24.02	22.02	91.67%	
		24.02	22.02	100%	
	01/01/2015 - 30/09/2015	0.00	0.00		
<b>Bangladesh Agriculture Research Institute (BARI)</b>					
160	4305-5037 Rain water Harvesting in Hilly Creeks/Charas to Restore Sustainable Agriculture-Based Livelihoods in Hilly Areas of Chittagong Hill Tracts.	245.00	244.69	99.87%	
		0.00	0.00	100%	
		245.00	244.69		
	01/01/2015-30/06/2016				
<b>Bangladesh Agriculture Development Corporation (BADC)</b>					
161	4305-5033 Surface Water Irrigation Rehabilitation in the Southern Delta Region (Barisal District) of Bangladesh.	1280.00	991.75	77.48%	
		0.00	0.00	85.00%	
		1280.00	991.75		
	01/07/2014-30/06/2016				
<b>Soil Research and Other Research Facilities</b>					
162	4345-5012 Soil Resources Management and Farmers Services.	2190.13	2178.78	99.48%	
		2190.13	2178.78	100%	
	01/07/2012-30/06/2016	0.00	0.00		
<b>Ministry of Fisheries and Livestock</b>					
<b>Ministry's Own</b>					
163	4401-5015 Integrated Agriculture Intervention for Improved Food and Nutrition Security in Selected Districts of	3646.00	2434.58	66.77%	
		220.00	247.15	100%	

**Ministry/Division wise Implementation of Declared Completed Projects**  
**Reporting Period : July 2015 - June 2016**

(Taka in Lakh)

Sl. No.	Ministry/Division Name, Agency Name and Project Name			Project Cost		Cummulative Progress upto Reporting Period	
				Expenditure		Progress	
	Total Taka P.A.	Total Taka P.A.	Financial	Physical			
1	2	3	4	5			
	southern Bangladesh.	3426.00	2187.43				
	01/11/2012- 30/06/2016						
	<b>Department of Fisheries</b>						
164	4431-5039 National Agricultural Technology Program (NATP-2) Preparation Facility Project. 01/01/2015 - 30/09/2015	28.00 28.00 0.00	20.24 20.24 0.00	72.29% 100%			
165	4431-5380 Wetland Biodiversity Rehabilitation Project. 01/07/2009 - 30/06/2016	7835.00 335.00 7500.00	7545.01 335.91 7209.10	96.30% 100%			
166	4431-5440 Aquaculture and Fisheries Management Project in Haor Area. 01/10/2010 - 30/06/2016	3726.00 3726.00 0.00	3528.75 3528.75 0.00	94.71% 95.25%			
167	4431-7000 Greater Faridpur Fisheries Development Project. 01/01/2010 - 30/06/2016	7884.89 7884.89 0.00	7779.34 7779.34 0.00	98.66% 98.67%			
168	4431-7010 Poverty Reduction and Livelyhoods Security Project for the Economically Backward People. 01/04/2010 - 30/06/2016	8380.00 8380.00 0.00	8371.21 8371.21 0.00	99.90% 99.90%			
169	4431-5001 Promotion of ILO Core Labour Standards and the Bangladesh Labour Act 2006 (BLA) in the Bangladesh Shrimp and Fish Processing Plants. 01/03/2014 - 30/06/2016	230.00 0.00 230.00	218.79 0.00 218.79	95.13% 100%			
170	4431-5002 Building Trade Capacity of Small Scale Shrimp and Farmers in Bangladesh Investing in the Pyramid Approach (STDF) 01/01/2013 - 30/06/2016	444.00 0.00 444.00	443.22 0.00 443.22	99.82% 99.90%			
	<b>Department of Livestock</b>						
171	4441-5039 National Agricultural Technology Program (NATP-2) Preparation Facility Project. 01/01/2015 - 30/09/2015	32.00 32.00 0.00	18.66 18.66 0.00	58.31% 100%			
172	4441-5035 Improving Food Security of Women and Children by Enhancing Backyard and Small Scale Poultry in Souther Delta Region. 01/10/2012 - 30/09/2015	2033.00 0.00 2033.00	1935.68 0.00 1935.68	95.21% 100%			



**Ministry/Division wise Implementation of Declared Completed Projects**  
**Reporting Period : July 2015 - June 2016**

(Taka in Lakh)

Sl. No.	Ministry/Division Name, Agency Name and Project Name	Project Cost		Cumulative Progress upto Reporting Period	
				Expenditure	Progress
		Total Taka P.A.	Total Taka P.A.	Financial	Physical
1	2	3	4	5	
<b>Bangladesh Fisheries Research Institute</b>					
173	4405-5016 Impact Assessment of Upstream Water Withdrawal to Conserve Natural Breeding Habitat of Major Carps in River Halda Project. 01/10/2014 - 31/12/2015	200.00	199.95	99.98%	
		200.00	199.95	100%	
		0.00	0.00		
174	4405-5470 Fish Production, Conservation and Strengthening Management at Kaptai Lake (Component-C, BFRI part). 01/10/2011 - 31/12/2014	486.00	469.44	96.59%	
		486.00	469.44	100%	
		0.00	0.00		
175	4405-7050 Impact of Aquaculture Drugs and Chemicals on Aquatic Ecology and Productivity 01/07/2009 - 30/06/2016	1730.00	1705.72	98.60%	
		1730.00	1705.72	98.56%	
		0.00	0.00		
176	4405-7060 Infrastructure Development and Research Strengthening of Bangladesh Fisheries Research Institute. 01/07/2010 - 30/06/2015	3943.29	3902.70	98.97%	
		3943.29	3902.70	100%	
		0.00	0.00		
177	4405-5460 Fish Production, Conservation and Strengthening Management at Kaptai Lake . 01/01/2011 - 30/06/2016	1707.00	1654.00	96.90%	
		1707.00	1654.00	94.89%	
		0.00	0.00		
<b>Ministry of Environment and Forest</b>					
<b>Department of Forests</b>					
178	4531-5017 Sustainable Development and Biodiversity Conservation in Coastal (Protection) Forest (SDBC-Sundarban). 01/07/2012 - 30/12/2015	4172.13	3885.81	93.14%	
		380.39	115.11	97.55%	
		3791.74	3770.70		
179	4531-5490 Bio-diversity Conservation and Echo-torism Development in Bangladesh. 01/07/2011-30/06/2016	5761.49	5557.52	96.46%	
		5761.49	5557.52	96.20%	
		0.00	0.00		
180	4531-5031 Management of Natural Resources and Community Forestry (MNRCF-Chunty). 01/07/2011 - 30/09/2015	2833.33	2801.00	98.86%	
		333.33	1.00	96.87%	
		2500.00	2800.00		
<b>Department of Environment</b>					
181	4541-5027 Updating and Mainstreaming of National Biodiversity Strategy and Action Plan for Bangladesh. 01/10/2013 - 28/02/2016	359.81	217.33	60.40%	
		138.65	0.00	100%	
		221.16	217.33		

**Ministry/Division wise Implementation of Declared Completed Projects**  
**Reporting Period : July 2015 - June 2016**

(Taka in Lakh)

Sl. No.	Ministry/Division Name, Agency Name and Project Name	Project Cost		Cumulative Progress upto Reporting Period	
				Expenditure	Progress
		Total Taka P.A.	Total Taka P.A.	Financial	Physical
1	2	3	4	5	
182	4541-5028 Bangladesh Revision and Alignment of National Action Program (NAP) with UNCCD 10-Year Strategic Plan and Framework. 01/07/2013 - 30/12/2015	207.16 91.21 115.95	115.95 0.00 115.95	55.97% 100%	
<b>Ministry of Land</b>					
<b>Ministry's Own</b>					
183	4601-5120 Clustered Village (Climate Victims Rehabilitation) Project (CVRP). 01/01/2009 - 30/09/2015	18729.00 18729.00 0.00	18383.13 18383.13 0.00	98.15% 99.00%	
<b>Ministry of Water Resources</b>					
<b>Bangladesh Water Development Board</b>					
184	4705-5092 Right Bank Protection of Jamuna River in Bogra. 01/07/2012 - 30/06/2016	23474.08 23474.08 0.00	22523.93 22523.93 0.00	95.95% 99.30%	
185	4705-5108 Integrated Water Management Project of Polder 34/2 of Bagerhat District. 01/01/2012 - 30/06/2016	16726.12 16726.12 0.00	6189.50 6189.50 0.00	37.00% 45.00%	
186	4705-5111 Bhola Town Protection Project (3rd Phase). 01/07/2012 - 30/06/2016	10627.75 10627.75 0.00	10590.23 10590.23 0.00	99.65% 100%	
187	4705-5121 Protection of Both Bank of Barnai River at Sharkutia and Kaligonj-Sadhonpur in Natore District. 01/07/2013 - 30/06/2016	1961.00 1961.00 0.00	1569.24 1569.24 0.00	80.02% 99.50%	
188	4705-5128 Environmental Impact Assessment (EIO) Study of 30 Different BWDB Project to be Implemented under Climate Change Trust Fund (CCTF). 01/08/2013 - 31/12/2015	198.05 198.05 0.00	134.89 134.89 0.00	68.11% 68.11%	
189	4705-7118 Noagaon Town Protection Project. 01/07/2011 - 30/06/2016	8008.00 8008.00 0.00	7691.45 7691.45 0.00	96.05% 99.50%	
190	4705-7170 Upper Surma-Kushiara Flood Control and Drainage Project. 01/07/2001 - 30/06/2016	14458.46 14458.46 0.00	13910.61 13910.61 0.00	96.21% 96.21%	
191	4705-8110 Removal of Drainage Congestion from the beels	11586.58	6868.18	59.28%	

**Ministry/Division wise Implementation of Declared Completed Projects**  
**Reporting Period : July 2015 - June 2016**

(Taka in Lakh)

Sl. No.	Ministry/Division Name, Agency Name and Project Name	Project Cost		Cumulative Progress upto Reporting Period	
				Expenditure	Progress
		Total Taka P.A.	Total Taka P.A.	Financial	Physical
1	2	3	4	5	
	Adjacent to Bhabadaha Area under Jessore District (Phase-1) . 01/07/2006 - 30/06/2015	11586.58 0.00	6868.18 0.00	93.02%	
192	4705-9220 Feasibility Study and Detailed Design Ganges Barrage Project. 01/07/2004 - 30/06/2016	4557.93 4557.93 0.00	4529.42 4529.42 0.00	99.37% 100%	
193	4705-9460 Left Bank Preservation of Bhramaputra River at Saheber Alga of Datbhanga under Roumari Upazilla in Kurigram District and Protection Shaghata Bazar and Adjacent Area under Shaghata Upazilla of Gaibandha District from the Erosion of Jamuna River. 01/10/2010 - 30/06/2016	18691.80 18691.80 0.00	16769.27 16769.27 0.00	89.71% 99.93%	
194	4705-9545 Project for the Protection of the Flood Control Barrage on Right Bank of the River Jamuna at Auntarpara, Dariapara and Adjacent Areas in Bagura District. 01/11/2010 - 30/06/2016	11770.00 11770.00 0.00	11137.75 11137.75 0.00	94.63% 99.20%	
<b>Ministry of Food</b>					
<b>Directorate of Food</b>					
195	4831-6044 Construction of a Concrete Grain Silo for 50,000 Metric Ton Capacity at Mongla Port with Ancillary Facilities. 01/01/2010 - 30/06/2016	58045.00 58045.00 0.00	57801.84 57801.84 0.00	99.58% 100%	
<b>Ministry of Disaster Management and Relief</b>					
<b>Ministry's Own</b>					
196	4901-5032 Comprehensive Disaster Management Programme (2nd phase) 01/01/2010 - 30/06/2016	58801.00 658.00 58143.00	48197.23 345.43 47851.80	81.97% 82.00%	
<b>Department of Relief and Rehabilitation</b>					
197	4931-5028 Construction of Bridges/Culverts (upto 12 m. Long) on the Rural Streets (3rd Phase). 01/07/2012 - 30/06/2016	108509.00 108509.00 0.00	108361.13 108361.13 0.00	99.86% 99.00%	
<b>Directorate of Disaster Management</b>					
198	4932-5027 Vertical Extension of Disaster Management Bhaban. 01/07/2013 - 31/12/2016	1334.00 1334.00 0.00	1153.29 1153.29 0.00	86.45% 99.00%	

**Ministry/Division wise Implementation of Declared Completed Projects**  
**Reporting Period : July 2015 - June 2016**

(Taka in Lakh)

Sl. No.	Ministry/Division Name, Agency Name and Project Name	Cumulative Progress upto Reporting Period		
		Project Cost	Expenditure	Progress
		Total Taka P.A.	Total Taka P.A.	Financial Physical
1	2	3	4	5
<b>Road Transport and Highways Division</b>				
<b>Department of Roads and Highways</b>				
199	5041-5040 Construction of Sarail - Nasirnagar - Lakhai Road	11814.00	11295.00	95.61%
		11814.00	11295.00	94.57%
	01/07/1999 - 30/06/2016	0.00	0.00	
200	5041-5061 Development of South Dasa Road including Ramasil Bajar Link (Radhaganj).	8817.00	3690.00	41.85%
	01/12/2010 - 30/06/2016	0.00	0.00	
201	5041-5081 Up gradation of Jatrabari-Katchpur into 8 Lane (Polder Road)	13200.00	12768.00	96.73%
	01/01/2011 - 30/06/2016	0.00	0.00	
202	5041-5082 Construction of Bandherhat -Khoirchar Road at Nagarbari Ferryghat end.	9306.00	9304.00	99.98%
	01/07/2006 - 30/06/2016	0.00	0.00	
203	5041-5116 Construction of Shirnirtek to Gabtoli Bridge Connecting Road.	10033.00	9214.00	91.84%
	01/01/2009 - 30/06/2016	0.00	0.00	
204	5041-5117 Eastern Bangladesh Bridge Improvement Project	118750.00	108866.00	91.68%
		57298.00	47523.00	91.68%
	01/07/2009 - 30/06/2016	61452.00	61343.00	
205	5041-5129 Improvement of Pirojpur Gopalganj Road and Construction of Sheikh Lutfar Rahman Bridge (Patgathi Bridge)	21023.00	20766.00	98.78%
	01/10/2009 - 30/06/2016	0.00	0.00	
206	5041-5148 Upgradation of Bowshi -Gopalpur-Bhuapur Road into Regional Highway (including Madhupur Link).	10614.00	10025.00	94.45%
		10614.00	10025.00	94.40%
	01/07/2010 - 30/06/2016	0.00	0.00	
207	5041-5158 Re-construction of Lebukhali-Dumki-Boga-Bowfal-Khalia- Doshmina-Golachipa-Amragasia Road.	10815.00	10490.00	96.99%
		10815.00	10490.00	96.99%
	01/07/2010 - 30/06/2016	0.00	0.00	
208	5041-5172 Construction of PC Girder Bridge on the Sutia River of 26th k.m. Gaffargaon-Barmi-Maona Road.	2555.00	2527.00	98.90%
		2555.00	2527.00	98.90%
	01/07/2010 - 31/12/2015	0.00	0.00	

**Ministry/Division wise Implementation of Declared Completed Projects**  
**Reporting Period : July 2015 - June 2016**

(Taka in Lakh)

Sl. No.	Ministry/Division Name, Agency Name and Project Name	Cummulative Progress upto Reporting Period		
		Project Cost	Expenditure	Progress
		Total Taka P.A.	Total Taka P.A.	Financial Physical
1	2	3	4	5
209	5041-5184 Construction of 2 RCC Box and 8 PC Girder in different k.m of Hemayetpur-Singair-Manikgonj Road.	6334.00 6334.00 0.00	6090.00 6090.00 0.00	96.15% 96.77%
	01/12/2010 - 30/06/2016			
210	5041-5189 Re-construction of 7 Bridge including Development and Expansion of Bianibazar part of Charkhi Shewla-Bianibazar-Baraigram Road.	4029.00 4029.00 0.00	3899.00 3899.00 0.00	96.77% 96.77%
	01/12/2010 - 30/06/2016			
211	5041-5192 Development of Kotalipara-Raziar Road.	8524.00 8524.00 0.00	5923.00 5923.00 0.00	69.49% 69.49%
	01/07/2010 - 30/06/2016			
212	5041-5198 Construction of 3 bridges (Shaluavita, Paikortoli and Ghorachora) and Superstructure of Existing 3 Baily Bridges (Nailsapara, Fakirtola and Sonamukhi of Sirajgonj-Kazirpur-Dhunat Road.	4947.00 4947.00 0.00	4898.00 4898.00 0.00	99.01% 99.01%
	31/12/2010 - 30/06/2015			
213	5041-5223 Development of Jamalgonj-Sunamgonj Road.	5366.00 5366.00 0.00	5191.00 5191.00 0.00	96.74% 96.73%
	01/03/2011 - 30/06/2016			
214	5041-5233 Construction of Additional 3 Bridges with 7th Bangladesh-China Friendship (Kazirtek bridge) Bridge on the Arial Khan River of Madaripur (Mostafapur)-Shariatpur -Chandpur Road.	29430.00 9412.00 20018.00	26411.00 6846.00 19565.00	89.74% 89.74%
	01/05/2012 - 30/06/2016			
215	5041-5239 Construction of the Super Structures of the 2 PC Girder Bridges and 4 Baily Bridges on the Ullapara-Purnimagati-Tarash and Porabari-Kamaghanda-Nalka Roads.	4493.00 4493.00 0.00	4402.00 4402.00 0.00	97.97% 97.97%
	01/01/2013 - 30/06/2016			
216	5041-5246 Institutional Strengthening of the Roads and Highways Department (TPP).	1182.00 12.00 1170.00	1060.00 7.00 1053.00	89.68% 90.00%
	01/11/2013 - 30/06/2016			
217	5041-5250 Construction of PC Girder Bridge over the River Surma near the old Keane Bridge at Kazirbazar & construction of Ambarkhana bypass Road	18907.00 18907.00 0.00	13901.00 13901.00 0.00	73.52% 73.51%

**Ministry/Division wise Implementation of Declared Completed Projects**  
**Reporting Period : July 2015 - June 2016**

(Taka in Lakh)

Sl. No.	Ministry/Division Name, Agency Name and Project Name		Project Cost		
			Cumulative Progress upto Reporting Period		Financial Physical
			Expenditure	Progress	
1	2	3	4	5	
	01/07/2001 - 30/06/2016				
218	5041-5263	Construction of 4 (four) Bridge (3 PC Girder Bridge & 01 RCC Bridge) at Bakshigonj-Balugaoan-Dewangonj Road.	5289.00 5289.00 0.00	3736.00 3736.00 0.00	70.64% 70.63%
	01/07/2013 - 30/06/2016				
219	5041-5269	Improvement of Kanshat-Rohanpur-Bholahat Road.	3322.00 3322.00 0.00	3150.00 3150.00 0.00	94.82% 94.87%
	01/01/2014 - 30/06/2016				
220	5041-5277	Improvement of Tiprabazar-BRAD Road through Comilla Cantonment.	2414.00 2414.00 0.00	2349.00 2349.00 0.00	97.31% 97.31%
	01/07/2014 - 30/06/2016				
221	5041-5322	Protection of Meghna Bridge Square and Maintenance of Meghna Bridge and Gomti bridges bridge .	4105.00 4105.00 0.00	4029.00 4029.00 0.00	98.15% 98.15%
	01/07/2015 - 30/06/2017				
222	5041-7310	Construction of Saidabad-Anaitpur (Khaza Unus Ali Medical College Hospital) By Lane Road	3298.00 3298.00 0.00	634.00 634.00 0.00	19.22% 19.22%
	01/07/2010 - 30/06/2016				
223	5041-7340	Construction of Raipura -Narsindhi-Madangonj Road (Raipura-Narsindhi Part)	8318.00 8318.00 0.00	9144.00 9144.00 0.00	110% 100%
	01/07/2010 - 30/06/2016				
224	5041-9110	Construction of Shahid Buddijibi Setu (3rd Buriganga), Tista and 2nd Shitalakhaya Bridge with the assistance of Kuwait fund (2nd Revised)	31251.00 13521.00 17730.00	1807.00 1807.00 0.00	5.78% 5.78%
	01/04/2003 - 30/06/2016				
225	5041-9690	Construction of Shahid Ziaur Rahman Medical College Hospital Link Road.	625.00 625.00 0.00	587.00 587.00 0.00	93.92% 93.96%
	01/07/2003 - 30/06/2016				
226	5041-9770	Development of Chatmohor-Handial-Hamkuria Road.	9618.00 9618.00 0.00	9449.00 9449.00 0.00	98.24% 98.24%
	01/12/2006 - 30/06/2016				
<b>Ministry of Railway</b>					
<b>Bangladesh Railway</b>					
227	5131-5340	Balance Work of Bangladeh Railway Main line Section Rehabilitaion (West Zone) Project.	14987.32 14987.32	14019.62 14019.62	93.54% 98.50%

**Ministry/Division wise Implementation of Declared Completed Projects**  
**Reporting Period : July 2015 - June 2016**

(Taka in Lakh)

Sl. No.	Ministry/Division Name, Agency Name and Project Name	Project Cost		Cumulative Progress upto Reporting Period	
				Expenditure	Progress
		Total Taka P.A.	Total Taka P.A.	Financial	Physical
1	2	3	4	5	
		0.00	0.00		
	01/07/2009 - 31/12/2015				
228	5131-5350 Modernization of Saidpur Railway Workshop	15699.88	15320.82	97.59%	
		15699.88	15320.82	99.00%	
	01/03/2009 - 31/12/2015	0.00	0.00		
229	5131-5590 Procurement of 30 Nos. BG Gauge Electric Locomotives.	55006.53	52156.51	94.82%	
		15246.97	12396.93	100%	
	01/12/2010 - 30/06/2016	39759.56	39759.58		
230	5131-6539 Dhaka-Chittagong Railway Development Project--	48073.15	40153.71	83.53%	
	Procurement of 11 Nos. MG Locomotive Component.	14535.87	8942.37	100%	
		33537.28	31211.34		
	01/07/2007 - 30/06/2016				
231	5131-5300 Procurement of 125 Nos. BG Coaches for Banladesh Railway.	35325.32	0.00	0.00%	
		10813.47	0.00	2.48%	
	01/08/2010 - 30/06/2013	24511.85	0.00		
232	5131-5550 Procurement of 150 Nos. MG Paddenger Carriages.	55631.15	2.70	0.00%	
		15865.02	2.70	0.00%	
	01/12/2010 - 30/06/2012	39766.13	0.00		
233	5131-5710 Collection of BG Diesel Electric Multiple Unit (DEMU) for Bangladesg Railway.	33132.42	0.67	0.00%	
		10046.00	0.67	0.00%	
	01/12/2010 - 30/06/2015	23086.42	0.00		
	<b>Ministry of Shipping</b>				
	<b>Bangladesh Inland Water Transport Authority (BIWTA)</b>				
234	5205-7300 Digging of Madaripur-Charmuguria-Takerhat-Gopalganj Waterway.	13967.00	13169.92	94.29%	
		13967.00	13169.92	100%	
	01/01/2011 - 30/06/2016	0.00	0.00		
235	5205-0504 Construction of 2 Passengers Ships for BIWTC for Conducting in the Internal Waterways.	5436.00	4923.00	90.56%	
		5436.00	4923.00	100%	
	01/04/2012 - 30/06/2014	0.00	0.00		
236	5205-7270 Procurement of Six Numbers and Ancillary Crafts and Accessories and Accessories for Ministry of Water Resources and Ministry of Shipping (Mongla Port 1, BIWTA 3, BWDB 2) - Mongla Port Authority Part.	10426.00	8953.92	85.88%	
		2652.00	2249.17	100%	
		7774.00	6704.75		
	01/08/2010 - 30/06/2016				
237	5205-9050 Prcutrment of 2 Dredgers, Craneboat, Crew House Boat and Tagboat with Accessory Equipment	15128.93	15035.00	99.38%	
		15128.93	15035.00	100%	
		0.00	0.00		
	Navigability of Internal Waterways.				

**Ministry/Division wise Implementation of Declared Completed Projects**  
**Reporting Period : July 2015 - June 2016**

(Taka in Lakh)

Sl. No.	Ministry/Division Name, Agency Name and Project Name	Project Cost		Cumulative Progress upto Reporting Period	
				Expenditure	Progress
		Total Taka P.A.	Total Taka P.A.	Financial	Physical
1	2	3	4	5	
	01/01/2009 - 30/06/2016				
<b>Bangladesh Parjatan Corporation</b>					
238	5305-7190 Construction of a new parjataon Motel at Motel Shaikat Compound in Chittagonj and Horizontal Extension of Hotel Shaibal at Cox's bazar	4285.56	4170.91	97.32%	
	01/12/2010 - 31/12/2015	4285.56	4170.91	100%	
		0.00	0.00		
<b>Civil Aviation Authority of Bangladesh</b>					
239	5305-0003 International Consultantcy Service to assist and Develop all Fields of Regularity Affairs of CAAB outlined in the Project Document CAAB-MP-2100	2545.01	2518.32	98.95%	
	01/07/2010 - 31/12/2015	2545.01	2518.32	94.36%	
		0.00	0.00		
<b>Posts and Telecommunications Division</b>					
<b>Bangladesh Telecommunication Company Ltd. (BTCL)</b>					
240	5405-7010 Tele-communication Network Development.	53307.00	50188.83	94.15%	
	01/07/2009 - 30/06/2016	12358.00	10375.56	94.15%	
		40949.00	39813.27		
<b>Power Division</b>					
<b>Bangladesh Power Development Board</b>					
241	5605-7230 Greater Chittagong Power Distribution Project, Scada Rehabilitaion.	10405.48	8960.00	86.11%	
	01/01/2009 - 30/06/2016	1816.57	802.27	100%	
		8588.91	8157.73		
242	5605-7240 Development of 10 Town Power Distribution.	50689.18	39561.40	78.05%	
	01/07/2004 - 31/06/2016	23788.00	13197.63	100%	
		26901.18	26363.77		
243	5605-7245 Emergency Rehabilitation, Expansion of Urban Areas Power Distribution System Under Chittagong Zone.	17862.51	15850.61	88.74%	
	01/07/2008 - 30/12/2015	17862.51	15850.61	90.55%	
		0.00	0.00		
244	5605-9652 Bangladesh Central Zone Power Distribution Project.	143943.00	82224.37	57.12%	
	01/12/2009 - 30/06/2016	43112.00	31390.38	86.33%	
		100831.00	50833.99		
245	5605-9730 Development of Chittagong Hill Tracks Power Distribution.	18079.00	15847.89	87.66%	
	01/01/2011 - 31/12/2015	18079.00	15847.89	99.66%	
		0.00	0.00		
246	5605-9736 Bhola 225 M.W. Combined Cycle Power Plant.	200141.81	161218.99	80.55%	
	31/12/2011 - 30/06/2016	59562.00	33085.00	100%	
		140579.81	128133.99		



**Ministry/Division wise Implementation of Declared Completed Projects**  
**Reporting Period : July 2015 - June 2016**

(Taka in Lakh)

Sl. No.	Ministry/Division Name, Agency Name and Project Name		Project Cost		Cumulative Progress upto Reporting Period	
			Expenditure		Progress	
			Total Taka P.A.	Total Taka P.A.	Financial	Physical
1	2		3	4	5	
<b>Power Grid Company of Bangladesh</b>						
247	5605-5136	Grid Interconnection between Tripura (India) and Comilla (South Sub-station) Bangladesh Project.	17178.00	15152.08	88.21%	
			17178.00	15152.08	100%	
			0.00	0.00		
	01/01/2015 - 30/06/2016					
<b>Rural Electrification Board</b>						
248	5605-5108	Construction of Switching Station for Rural Electrification Program.	12158.03	10315.49	84.85%	
			12158.03	10315.49	84.92%	
			0.00	0.00		
	01/07/2014 - 31/03/2016					
249	5605-7700	Rural Electrification Extension Barisal Divisional Programme -1.	33180.00	26475.43	79.79%	
			17580.00	15627.65	82.71%	
			15600.00	10847.78		
	01/07/2010 - 30/06/2016					
<b>Dhaka Power Distribution Company (DPDC)</b>						
250	5605-5090	Development of New 132/33 kv and 33/11 Sub-station under DPDC Project.	58791.38	56216.03	95.62%	
			21689.48	18365.14	100%	
			37101.90	37850.85		
	01/07/2006 - 31/12/2015					
251	5605-9690	Rehabilitation and Augmentation of Distribution Network of DPDC.	20130.00	15966.00	79.31%	
			20130.00	15966.00	84.20%	
			0.00	0.00		
	01/01/2010 - 30/06/2016					
<b>West Zone Power Distribution Company Ltd. (WGPDC)</b>						
252	5605-9722	Development of Power Distribution System of 21 Districts.	46918.00	44276.00	94.37%	
			46918.00	44276.00	100%	
			0.00	0.00		
	01/01/2011 - 31/12/2015					
<b>Ministry of Liberation War Affairs</b>						
<b>Ministry's Own</b>						
253	6301-6180	Construction of Muktijuddho Smritistombha.	2296.85	2296.65	99.99%	
			2296.85	2296.65	100%	
			0.00	0.00		
	01/07/2010 - 30/06/2016					
<b>Ministry of Expatriates' Welfare and Overseas Employment</b>						
<b>Ministry's Own</b>						
254	6501-5010	Promoting Decent Work through Improve Migration Policy and its Application in Bangladesh.	2870.00	2867.40	99.91%	
			0.00	2407.40	100%	
			2870.00	460.00		
	01/06/2011 - 31/12/2015					
255	6501-5011	Institutional Support for Migrant Workers Remittance.	182.91	40.53	22.16%	
			31.66	10.01	54.00%	
			151.25	30.52		
	01/01/2012 - 31/12/2015					

**Ministry/Division wise Implementation of Declared Completed Projects**  
**Reporting Period : July 2015 - June 2016**

(Taka in Lakh)

Sl. No.	Ministry/Division Name, Agency Name and Project Name	Project Cost			Cumulative Progress upto Reporting Period	
		Expenditure		Progress	Financial	Physical
		Total Taka P.A.	Total Taka P.A.	Total Taka P.A.		
1	2	3	4	5		
<b>Bridge Division</b>						
<b>Bangladesh Bridge Authority</b>						
256	7105-0015	Repair of Cracks Inside the Box Gride of the Bangabanshu Bridge.	11000.00	9300.00	84.55%	
			11000.00	9300.00	100%	
			0.00	0.00		
		01/01/2015 - 30/06/2016				
257	7105-0017	Consultancy Services for the Repair of Cracks Inside the Box Gride of the Bangabanshu Bridge.	300.00	321.00	107%	
			300.00	321.00	100%	
			0.00	0.00		
		01/01/2015 - 30/06/2016				
258	7105-0019	Purchase of Machinery for Weather Monitoring Station and Speed Limit Monitoring at Bangabandhu Bridge areas	175.00	80.00	45.71%	
			175.00	80.00	100%	
			0.00	0.00		
		01/01/2015 - 30/06/2016				