



২০১২-১৩ অর্থ বছরের বার্ষিক উন্নয়ন কর্মসূচি
বাস্তবায়ন অগ্রগতি পর্যালোচনা প্রতিবেদন

বাস্তবায়ন পরিবীক্ষণ ও মূল্যায়ন বিভাগ (আইএমইডি)
পরিকল্পনা মন্ত্রণালয়
গণপ্রজাতন্ত্রী বাংলাদেশ সরকার

১৬ চৈত্র ১৪২০ বঙ্গাব্দ
৩০ মার্চ ২০১৪ খ্রিস্টাব্দ

২০১২-১৩ অর্থ বছরের বার্ষিক উন্নয়ন কর্মসূচি
বাস্তবায়ন অগ্রগতি পর্যালোচনা প্রতিবেদন

জাতীয় অর্থনৈতিক পরিষদের জন্য প্রতিবেদন

- সূচিপত্র -

২০১২-১৩ অর্থ বছরের বার্ষিক উন্নয়ন কর্মসূচি (এডিপি) বাস্তবায়ন অগ্রগতি পর্যালোচনা প্রতিবেদনের Structure এবং Contents

ক্রমিক নং-	বিষয়	পৃষ্ঠা নং-
প্রতিবেদনঃ		
১।	ভূমিকা ১-১
২।	২০১২-১৩ অর্থ বছরের এডিপি বরাদ্দ ১-১
৩।	গত ৫ (পাঁচ) বছরের সংশোধিত এডিপিতে অভ্যন্তরীণ ও বৈদেশিক সম্পদের অবদান ২-২
৪।	আর্থিক অগ্রগতি ২-৩
৫।	এডিপিতে শ্রেণী ভিত্তিক প্রকল্প সংখ্যা, বরাদ্দ ও বাস্তবায়ন অগ্রগতি ৩-৫
৬।	২০১২-১৩ অর্থ বছরসহ গত ৫ (পাঁচ) বছরের সংশোধিত এডিপি বরাদ্দ ও ব্যয়ের বিবরণী ৫-৬
৭।	এডিপি'র খাত ভিত্তিক বিনিয়োগ অগ্রগতি ৬-৮
৮।	মন্ত্রণালয়/বিভাগ ভিত্তিক এডিপি বরাদ্দ ও ব্যয় ৮-১৫
৯।	প্রকল্প ভিত্তিক সার্বিক এডিপি বাস্তবায়ন অগ্রগতি ১৫-১৭
১০।	এডিপিভুক্ত প্রকল্পের প্রাক্কলিত ব্যয়ের বিপরীতে ক্রমপুঞ্জিত আর্থিক অগ্রগতি ১৭-১৮
১১।	<u>সমাপ্ত প্রকল্পঃ</u>	
	১১.১ সমাপ্ত ঘোষিত প্রকল্পসমূহের বাস্তবায়ন অগ্রগতি ১৮-১৮
	১১.২ সমাপ্ত প্রকল্পের বাস্তবায়নকাল ও ব্যয় বিশ্লেষণ ১৯-১৯
১২।	প্রকল্প অনুমোদন পর্যায় ১৯-১৯
১৩।	সরকারি ক্রয় সংক্রান্ত সংস্কারমূলক কার্যক্রমাবলী ২০-২০
১৪।	২০১২-১৩ অর্থ বছরে চলতি প্রকল্পের পরিদর্শন ও সমাপ্ত প্রকল্পের মূল্যায়ন প্রতিবেদন ২১-২১
১৫।	সমাপ্ত প্রকল্পের প্রভাব মূল্যায়ন (impact evaluation) ২১-২১
১৬।	'আউট সোর্সিং' এর মাধ্যমে চলতি প্রকল্পের নিবিড় পরিবীক্ষণ ২১-২২
১৭।	বার্ষিক উন্নয়ন কর্মসূচি বাস্তবায়ন অগ্রগতি পর্যালোচনায় চিহ্নিত সমস্যা ও সুপারিশ উপসংহার ২২-২৪ ২৫-২৫

সংযোজনীসমূহ

বিষয়	সংযোজনী	পৃষ্ঠা নং-
১. এডিপি'র খাত ভিত্তিক বিনিয়োগ অগ্রগতি	সংযোজনী-ক ২৭-৩৪
২. মন্ত্রণালয়/বিভাগ ভিত্তিক এডিপি বরাদ্দ ও ব্যয়	সংযোজনী-খ ৩৫-৪৩
৩. স্থানীয় মুদ্রা ৯৮% এর কম ব্যবহারকারী মন্ত্রণালয়/বিভাগ	সংযোজনী-গ ৪৫-৫০
৪. প্রকল্প সাহায্য ৮৪% এর কম ব্যবহারকারী মন্ত্রণালয়/বিভাগ	সংযোজনী-ঘ ৫১-৫৫
৫. মন্ত্রণালয়/বিভাগ ভিত্তিক প্রকল্পসমূহের বরাদ্দ, অবমুক্তি ও ব্যয়ের বিবরণ	সংযোজনী-ঙ ৫৬-৬৪৬
৬. শূন্য আর্থিক অগ্রগতি সম্পন্ন ৭৫টি প্রকল্পের তালিকা	সংযোজনী-চ ৬৪৭-৬৫৮
৭. শূন্য বাস্তব অগ্রগতি সম্পন্ন ৭৯টি প্রকল্পের তালিকা	সংযোজনী-ছ ৬৫৯-৬৭১
৮. ২০১২-১৩ অর্থবছরে সমাপ্ত ঘোষিত ২০৬টি প্রকল্পের বাস্তবায়ন অগ্রগতি	সংযোজনী-জ ৬৭৩-৭০২
৯. ২০১২-১৩ অর্থ বছরের সংশোধিত এডিপিতে অন্তর্ভুক্ত 'সমাপ্ত প্রকল্পের প্রভাব মূল্যায়ন (Impact Evaluation)' এবং 'আউট-সোর্সিংএর মাধ্যমে চলতি প্রকল্পের নিবিড় পরিবীক্ষণ' সংক্রান্ত বিবরণ	সংযোজনী-ঝ ৭০৩-৭০৭

গণপ্রজাতন্ত্রী বাংলাদেশ সরকার
পরিকল্পনা মন্ত্রণালয়
বাস্তবায়ন পরিবীক্ষণ ও মূল্যায়ন বিভাগ

বিষয়ঃ ২০১২-১৩ অর্থ বছরের বার্ষিক উন্নয়ন কর্মসূচি (এডিপি) বাস্তবায়ন অগ্রগতি পর্যালোচনা প্রতিবেদন

ভূমিকা :

দেশের সামষ্টিক অর্থনীতির স্থিতিশীলতা বজায় রাখা, দ্রুত অর্থনৈতিক প্রবৃদ্ধি অর্জন, অধিকতর কর্মসংস্থানের সুযোগ সৃষ্টি, অবকাঠামো, যোগাযোগ ব্যবস্থা, মানব সম্পদের সুষ্ঠু উন্নয়ন এবং দারিদ্র্য বিমোচনের লক্ষ্যে সরকারি খাতে প্রয়োজনীয় বিনিয়োগ কর্মকান্ড পরিচালনার জন্য বার্ষিক উন্নয়ন কর্মসূচি গ্রহণ করা হয়। পরিকল্পনা মন্ত্রণালয়ের বাস্তবায়ন পরিবীক্ষণ ও মূল্যায়ন বিভাগ (আইএমইডি) নিয়মিতভাবে এডিপিভুক্ত প্রকল্প/কর্মসূচিসমূহের বাস্তবায়ন অগ্রগতি পর্যালোচনা ও বাস্তবায়নের সমস্যাসমূহ চিহ্নিত করে সুপারিশসহ প্রতিবেদন প্রণয়ন করে আসছে। এরই ধারাবাহিকতায় আইএমইডি কর্তৃক ২০১২-১৩ অর্থ বছরের এডিপি বাস্তবায়ন অগ্রগতি পর্যালোচনা প্রতিবেদন প্রণয়ন করা হয়েছে।

২। ২০১২-১৩ অর্থ বছরের এডিপি বরাদ্দঃ

২০১২-১৩ অর্থ বছরের মূল বার্ষিক উন্নয়ন কর্মসূচিতে (এডিপি) ১১৪১টি প্রকল্প অন্তর্ভুক্ত ছিল এবং মোট বরাদ্দের পরিমাণ ছিল ৫৫,০০০ কোটি টাকা, যার মধ্যে স্থানীয় মুদ্রা ৩৩,৫০০ কোটি টাকা (৬১%) ও প্রকল্প সাহায্য ২১,৫০০ কোটি টাকা (৩৯%)। ২০১২-১৩ অর্থ বছরের সংশোধিত এডিপিতে অন্তর্ভুক্ত ৫৫টি মন্ত্রণালয়/বিভাগের ১৩২৮টি প্রকল্পের জন্য মোট বরাদ্দ ২,৬৩৪ কোটি টাকা (৫%) হ্রাস পেয়ে ৫২৩৬৬ কোটিতে দাঁড়ায় ও প্রকল্প সংখ্যা ১৮৭টি (১৬%) বৃদ্ধি পেয়ে ১৩২৮টিতে উন্নীত হয়। সংশোধিত এডিপির ১৩২৮টি প্রকল্প বাস্তবায়নে এ অর্থ বছরে স্থানীয় মুদ্রা ও প্রকল্প সাহায্য বরাদ্দ যথাক্রমে ১.০৯% বৃদ্ধি ও ১৪% হ্রাস পেয়ে ৩৩,৮৬৬ কোটি টাকা (সংশোধিত এডিপিতে মোট ৫২৩৬৬ কোটি টাকা বরাদ্দের ৬৪.৬৭% এবং ১৮,৫০০ কোটি টাকায় (সংশোধিত মোট বরাদ্দের ৩৫.৩৩% দাঁড়ায়। তাছাড়াও, 'এনইসি'র সিদ্ধান্ত অনুযায়ী স্বায়ত্বশাসিত সংস্থা/কর্পোরেশনের নিজস্ব অর্থায়নে বাস্তবায়নাধীন ১২১টি প্রকল্পের অনুকূলে ৫০২২ কোটি টাকা স্থানীয় মুদ্রা বরাদ্দ এডিপিতে অন্তর্ভুক্ত করার ফলে ২০১২-১৩ অর্থ বছরের এডিপির আকার দাঁড়িয়েছে ৫৭৩৮৮ কোটি টাকা এবং প্রকল্প সংখ্যা ১৪৪৯টি। নিম্নে সারণী-১ এ মূল এডিপি ও সংশোধিত এডিপিতে বরাদ্দের তুলনামূলক চিত্র দেয়া হলোঃ

সারণী-১ : ২০১২-১৩ অর্থ বছরে মূল ও সংশোধিত এডিপি'র প্রকল্প সংখ্যা ও বরাদ্দের তুলনামূলক চিত্র (কোটি টাকায়)

মূল এডিপি/ সংশোধিত এডিপি	মোট প্রকল্প সংখ্যা	বরাদ্দ		
		মোট	স্থানীয় মুদ্রা (মোট বরাদ্দের %)	প্রকল্প সাহায্য (মোট বরাদ্দের %)
(১)	(২)	(৩)	(৪)	(৫)
মূল এডিপি	১১৪১	৫৫,০০০	৩৩,৫০০ (৬১%)	২১,৫০০ (৪১%)
সংশোধিত এডিপি	১৩২৮	৫২,৩৬৬	৩৩,৮৬৬ (৬৫%)	১৮,৫০০ (৩৫%)
হ্রাস/বৃদ্ধি (-/+)	(+) ১৮৭	(-) ২,৬৩৪	(+) ৩৬৬	(-) ৩০০০
মূল এডিপির %	(+) ১৬%	(-) ৫%	(+) ১.০৯%	(-) ১৪%
সংস্থার নিজস্ব অর্থায়ন	১২১	৫০২২	৫০২২	--
নিজস্ব অর্থায়নসহ সং: এডিপি সর্বমোটঃ	১৪৪৯*	৫৭৩৮৮	৩৮,৮৮৮	১৮,৫০০**

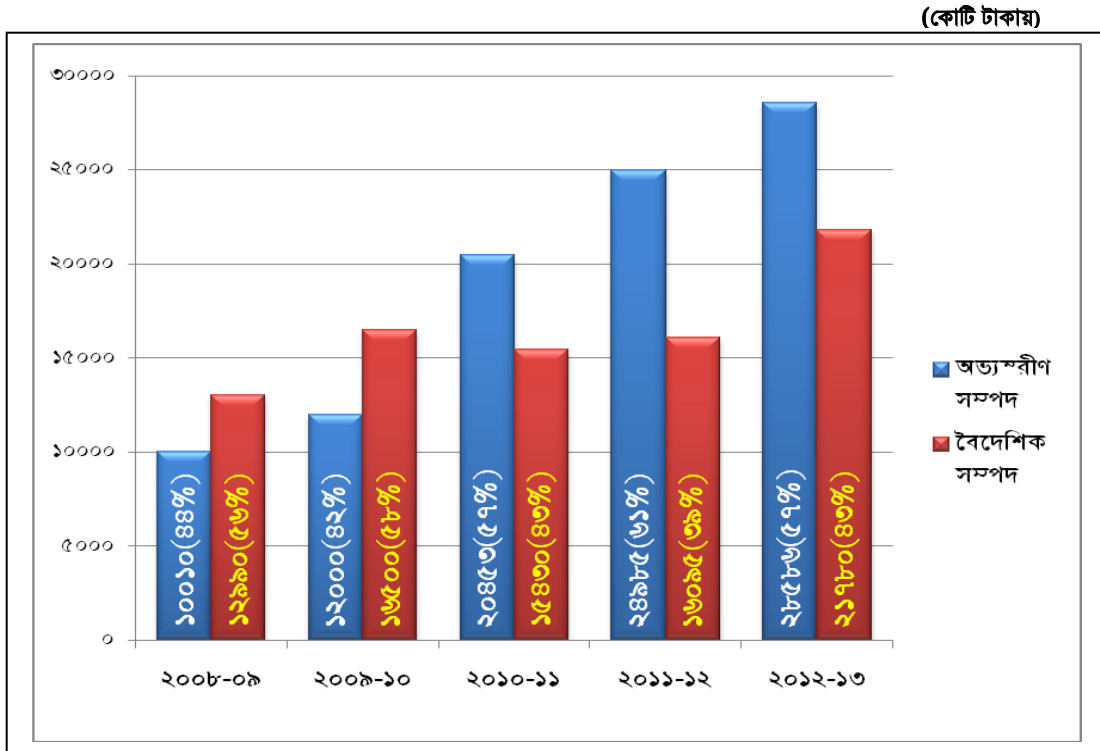
* ২০১২-১৩ অর্থ বছরের সংশোধিত এডিপিতে ১৩২৮টি (১২১৫টি মূল প্রকল্প, ১০৪টি উপ-প্রকল্প ও ৯টি উন্নয়ন সহায়তার ক্ষেত্রসহ) এবং ১২১টি সংস্থার নিজস্ব প্রকল্প ছিল।

** 'বিশেষ প্রয়োজনে উন্নয়ন সহায়তা' খাতে প্রকল্প সাহায্য বাবদ ২১০.০০ কোটি টাকা অবরাদ্দকৃত ছিল।

৩। গত ৫ (পাঁচ) বছরের সংশোধিত এডিপিতে অভ্যন্তরীণ ও বৈদেশিক সম্পদের অবদানঃ

উন্নয়ন প্রকল্প বাস্তবায়নের জন্য দু'টি উৎস হতে অর্থের যোগান দেয়া হয়ে থাকে - (১) অভ্যন্তরীণ সম্পদ ও (২) বৈদেশিক সম্পদ। বৈদেশিক সম্পদের মধ্যে ঋণ এবং অনুদান হিসেবে প্রাপ্ত প্রকল্প সাহায্যসহ অন্যান্য সহায়তা যেমন, পণ্য সহায়তা, খাদ্য সহায়তা, বাজেট সাপোর্ট, বিশেষ উন্নয়ন সহায়তা/ঋণ, পলিসি ঋণ ইত্যাদি অন্তর্ভুক্ত। গত পাঁচ বছরের সংশোধিত এডিপিতে অভ্যন্তরীণ ও বৈদেশিক সম্পদের অবদান নিম্নে 'বার চার্টে' দেখানো হলো।

লেখচিত্র-১ : গত ৫ (পাঁচ) বছরের সংশোধিত এডিপিতে অভ্যন্তরীণ ও বৈদেশিক সম্পদের তুলনামূলক অবদান



সূত্রঃ কার্যক্রম বিভাগ, পরিকল্পনা কমিশন

উপর্যুক্ত চিত্র থেকে পরিলক্ষিত হয় যে, ২০০৮-০৯ ও ২০০৯-১০ অর্থ বছরে বৈদেশিক সহায়তা ছিল যথাক্রমে ৫৬% ও ৫৮%। অপরপক্ষে, ২০১০-১১, ২০১১-১২ ও ২০১২-১৩ অর্থ বছরে বৈদেশিক সহায়তা হ্রাস পেয়ে যথাক্রমে ৩৭%, ৩৯% ও ৪৩% হয়েছে।

৪। আর্থিক অগ্রগতিঃ

সংশ্লিষ্ট ৫৫টি মন্ত্রণালয়/বিভাগসমূহ হতে প্রাপ্ত ব্যয়ের তথ্যানুযায়ী প্রতিবেদনাধীন অর্থ বছরে (২০১২-১৩) সংশোধিত এডিপিতে বরাদ্দকৃত মোট ৫২,৩৬৬.০০ কোটি টাকার মধ্যে ব্যয় হয়েছে মোট ৫০,০৩৫.২৭ কোটি টাকা, যা মোট সংশোধিত বরাদ্দের ৯৬% (জাতীয় গড় আর্থিক অগ্রগতি)। এর মধ্যে স্থানীয় মুদ্রা ব্যয় হয়েছে ৩৩,৬২৭.৯১ কোটি টাকা, যা মোট সংশোধিত স্থানীয় মুদ্রা বরাদ্দের ৯৯%। স্থানীয় মুদ্রা ব্যয়ের হার জাতীয় গড় ব্যয়ের হার (৯৬%) থেকে ৩% বেশী। অন্যদিকে, প্রকল্প সাহায্য ব্যয় হয়েছে ১৬,৪০৭.৩৬ কোটি টাকা (সংশোধিত প্রকল্প সাহায্য বরাদ্দের ৮৯%)। প্রকল্প সাহায্য ব্যয়ের হার (৮৯%) জাতীয় গড় ব্যয়ের হার (৯৬%) থেকে

৭% কম। অর্থাৎ স্থানীয় মুদ্রার তুলনায় প্রকল্প সাহায্য ব্যয় ১০% কম হয়েছে। মোট ব্যয়িত ৫০,০৩৫.২৭ কোটি টাকার মধ্যে স্থানীয় মুদ্রা ও প্রকল্প সাহায্য ব্যয়ের অনুপাত ৬৭ : ৩৩, যা পূর্ববর্তী বছরের সমান। ২০১২-১৩ অর্থ বছরের সংশোধিত এডিপির মোট বরাদ্দের তুলনায় মোট ব্যয় ৯৬% হলেও মূল এডিপিতে প্রদত্ত বরাদ্দের তুলনায় এ ব্যয়ের হার ৯১% এবং পূর্ববর্তী বছরে এ ব্যয়ের হার ছিল ৮৩%। টাকার অংকে ২০১১-১২ অর্থ বছর অপেক্ষা ২০১২-১৩ অর্থ বছরে ১২,০১২ কোটি টাকা বেশী ব্যয় হয়েছে এবং ২০০৮-০৯ অর্থ বছর অপেক্ষা ২০১২-১৩ অর্থ বছরে ব্যয় বৃদ্ধির পরিমাণ ৩০,৩৩৪ কোটি টাকা বেশী। গত পাঁচ বছরের মূল ও সংশোধিত এডিপি বরাদ্দের বিপরীতে প্রকৃত ব্যয়ের তুলনামূলক বিবরণী সারণী-২ এবং লেখচিত্র-২ এ দেয়া হলো।

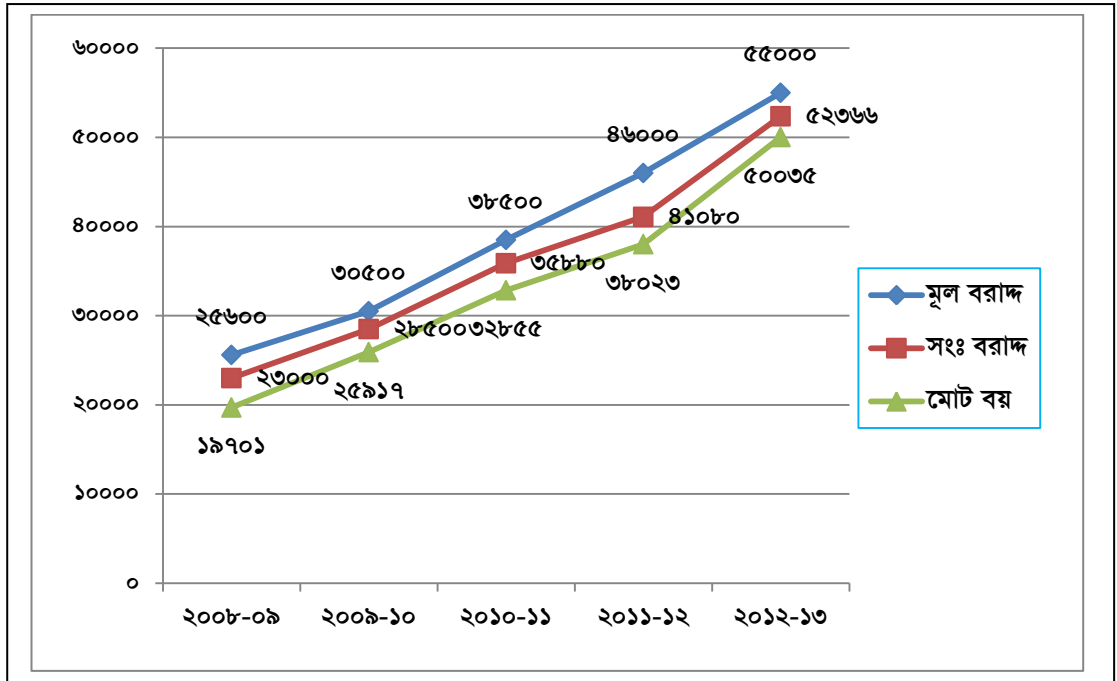
সারণী-২ : মূল ও সংশোধিত এডিপি বরাদ্দ এবং প্রকৃত ব্যয়ের বিবরণ

(কোটি টাকায়)

অর্থবছর	মোট এডিপি বরাদ্দ		মোট ব্যয় ও এডিপি বরাদ্দের তুলনায় ব্যয়ের %		
	মূল	সংশোধিত	মোট ব্যয়	মূল বরাদ্দের %	সংশোধিত বরাদ্দের %
(১)	(২)	(৩)	(৪)	(৫)	(৬)
২০১২-১৩	৫৫০০০	৫২৩৬৬	৫০০৩৫	৯১%	৯৬%
২০১১-১২	৪৬০০০	৪১০৮০	৩৮০২৩	৮৩%	৯৩%
২০১০-১১	৩৮৫০০	৩৫৮৮০	৩২৮৫৫	৮৫%	৯২%
২০০৯-১০	৩০৫০০	২৮৫০০	২৫৯১৭	৮৫%	৯১%
২০০৮-০৯	২৫৬০০	২৩০০০	১৯৭০১	৭৭%	৮৬%

লেখচিত্র-২ : মূল ও সংশোধিত এডিপি বরাদ্দ এবং প্রকৃত ব্যয়ের চিত্র

(কোটি টাকায়)



৫। **এডিপিতে শ্রেণী ভিত্তিক প্রকল্প সংখ্যা, বরাদ্দ ও বাস্তবায়ন অগ্রগতিঃ**

২০১২-১৩ অর্থ বছরের সংশোধিত বার্ষিক উন্নয়ন কর্মসূচিতে অন্তর্ভুক্ত প্রকল্পসমূহের শ্রেণী ভিত্তিক সংখ্যা, বরাদ্দ ও বাস্তবায়ন অগ্রগতির চিত্র সারণী-৩ এ উপস্থাপন করা হলো।

সারণী-৩ : ২০১২-১৩ অর্থ বছরের সংশোধিত এডিপিতে প্রকল্পের শ্রেণী ভিত্তিক প্রকল্প সংখ্যা, বরাদ্দ ও বাস্তবায়ন অগ্রগতি
(কোটি টাকায়)

শ্রেণী ভিত্তিক কর্মসূচি/ প্রকল্প সংখ্যা	সংশোধিত এডিপি ২০১২-১৩						বাস্তব* অগ্রগতি (%)
	বরাদ্দ			ব্যয় (বরাদ্দের %)			
	মোট	স্থানীয় মুদ্রা	প্রকল্প সাঃ (আরপিএ)	মোট	স্থানীয় মুদ্রা	প্রকল্প সাঃ (আরপিএ)	
(১)	(২)	(৩)	(৪)	(৫)	(৬)	(৭)	(৮)
প্রধান/বিনিয়োগ প্রকল্পঃ ১১০৮টি	৪৮,০৯৩.৭৭	৩১,২০০.৮৬	১৬,৮৯২.৯১ (৬,০২৮.৪৩)	৪৬,২১৪.২৬ (৯৬%)	৩১,০৮৪.১১ (১০০%)	১৫,১৩০.১৫ (৮৯%) (৫১৬৮.৪১ ৮৬%)	৯২%
কারিগরি সহায়তা প্রকল্পঃ ১৫৯টি	১,৪৯৩.৭৩	৯৬.৬৩	১,৩৯৭.০৯ (১৫৯.৩৫)	১,৩৪৬.১২ (৯০%)	৬৮.৯১ (৭১%)	১,২৭৭.২১ (৯১%) (১৩৬.৪০ ৮৬%)	৮১%
জাপানী ঋণ মওকুফ সহায়তা প্রকল্পঃ ৫২টি	১,০৫১.৫০	১,০৫১.৫০	--	৯৫৬.৩৬ (৯১%)	৯৫৬.৩৬ (৯১%)	--	৭৮%
উন্নয়ন সহায়তাসহ খোক বরাদ্দের ক্ষেত্রঃ ৯টি	১,৫১৭.০০	১,৫১৭.০০	--	১,৫১৮.৫৩ (১০০%)	১,৫১৮.৫৩ (১০০%)	--	৯৯%
উপ-মোটঃ ১৩২৮টি	৫২,১৫৬.০০	৩৩,৮৬৬.০০	১৮,২৯০.০০ (৬,১৮৭.৭৮)	৫০,০৮৬.৫২ (৯৬%)	৩৩,৬৯১.৫৪ (৯৯%)	১৬,৩৯৪.৯৮ (৯০%) (৫,২১৩.৯২ ৮৪%)	৯১%
বিশেষ প্রয়োজনে উন্নয়ন সহায়তাঃ	২১০.০০	০.০০	২১০.০০	--	--	--	--
মোট : ১৩২৮টি	৫২,৩৬৬.০০	৩৩,৮৬৬.০০	১৮,৫০০.০০ (৬,১৮৭.৭৮)	৫০,০৩৫.২৭ (৯৬%)	৩৩,৬২৭.৯০ (৯৯%)	১৬,৪০৭.৩৬ (৮৯%) (৫,৩০৪.৮১ ৮৬%)	৯৩%
নিজস্ব অর্থায়ন প্রকল্পঃ ১২১টি	৫,০২২.০০	৫,০২২.০০	--	২৪৭২.৪৮ (৪৯%)	২৪৭২.৪৮	--	৭০%
নিজস্ব অর্থায়নসহ সর্বমোটঃ ১,৪৪৯টি	৫৭৩৮৮.০০	৩৮,৮৮৮.০০	১৮,৫০০.০০ (৬,১৮৭.৭৮)	৫২,৫০৭.৭৫ (৯২%)	৩৬,১০০.৩৯ (৯৩%)	১৬,৪০৭.৩৬ (৮৯%) (৫,২১৩.৯২ ৮৬%)	৯২%

* বাস্তব অগ্রগতি তৌলমান (Weighted Average) পদ্ধতিতে নির্ণয় করা হয়েছে।

সারণী-৩ এর তথ্য বিশ্লেষণে দেখা যায় যে, ২০১২-১৩ অর্থবছরের সংশোধিত এডিপিতে—

- বিনিয়োগ প্রকল্পের আর্থিক অগ্রগতি ৯৬%, যা জাতীয় গড় অগ্রগতির (৯৬%) সমান ;
- কারিগরি সহায়তা প্রকল্পের আর্থিক অগ্রগতির হার ৯০%, যা জাতীয় গড় অগ্রগতি (৯৬%) অপেক্ষা ৬% কম ;
- আলোচ্য অর্থ বছরে মোট অব্যয়িত ২৩৩০.৭৩ কোটি টাকার মধ্যে (মোট বরাদ্দের ৪%) 'বিশেষ প্রয়োজনে উন্নয়ন সহায়তা' খাতের প্রকল্প সাহায্য বাবদ ২১০.০০ কোটি টাকা (মোট এডিপি বরাদ্দের ০.৪০%) অবরাদ্দকৃত রয়েছে।

- মোট অব্যয়িত ২৩৩০.৭৩ কোটি টাকার (মোট বরাদ্দের ৪%) মধ্যে স্থানীয় মুদ্রার পরিমাণ ২৩৮.০৯ কোটি টাকা, যা মোট অব্যয়িত অর্থের ১০% এবং প্রকল্প সাহায্যের পরিমাণ ২০৯২.৬৪ কোটি টাকা, যা মোট অব্যয়িত অর্থের ৯০%।

৬। ২০১২-১৩ অর্থ বছরসহ গত ৫ (পাঁচ) বছরের সংশোধিত এডিপি বরাদ্দ ও ব্যয়ের বিবরণঃ

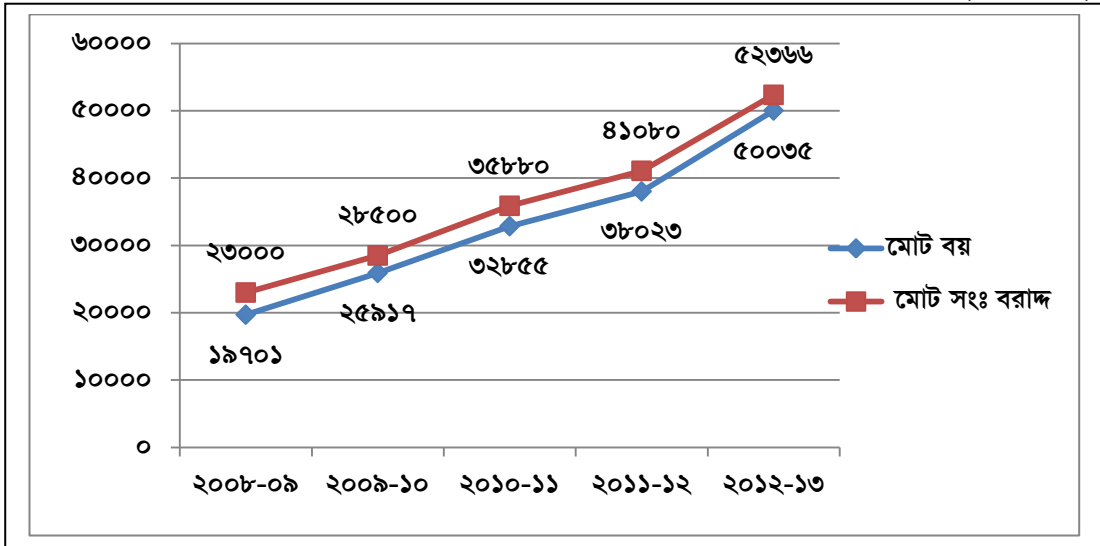
২০১২-১৩ অর্থ বছরসহ গত ৫ (পাঁচ) বছরের সংশোধিত বার্ষিক উন্নয়ন কর্মসূচিতে প্রদত্ত বরাদ্দ ও বরাদ্দের বিপরীতে ব্যয়ের বিবরণ সারণী-৪ এবং লেখচিত্র-৩ এ উপস্থাপন করা হলোঃ

সারণী-৪ : ২০১২-১৩ অর্থ বছরসহ গত পাঁচ বছরের সংশোধিত এডিপিতে প্রদত্ত মোট বরাদ্দ ও ব্যয়ের বিবরণ (নিজস্ব অর্থায়ন ব্যতিরেকে)

(কোটি টাকায়)

অর্থ বছর	প্রকল্প সংখ্যা	সংশোধিত এডিপি বরাদ্দ				ব্যয় (বরাদ্দের %)			
		মোট	স্থানীয় মুদ্রা	প্রকল্প সাহায্য	সিডি/ভ্যাট	মোট	স্থানীয় মুদ্রা	প্রকল্প সাহায্য	সিডি/ভ্যাট
(১)	(২)	(৩)	(৪)	(৫)	(৬)	(৭)	(৮)	(৯)	(১০)
২০১২-১৩	১৩২৮	৫২৩৬৬	৩৩৮৬৬	১৮৫০০	১৭৩৭	৫০০৩৫ (৯৬%)	৩৩৬২৮ (৯৯%)	১৬৪০৭ (৮৯%)	৮৫১ (৪৯%)
২০১১-১২	১৩৪০	৪১০৮০	২৬০৮০	১৫০০০	৯৯৬	৩৮০২৩ (৯৩%)	২৫৪৪৮ (৯৮%)	১২৫৭৫ (৮৪%)	৭৬০ (৭৬%)
২০১০-১১	১২৯২	৩৫৮৮০	২৩৯৫০	১১৯৩০	১১০৪	৩২৮৫৫ (৯২%)	২৩০৪৫ (৯৬%)	৯৮১০ (৮২%)	৩২ (৩%)
২০০৯-১০	১১৮৩	২৮৫০০	১৭২০০	১১৩০০	৬৫৪	২৫৯১৭ (৯১%)	১৬৪০৫ (৯৫%)	৯৫১২ (৮৪%)	৩০ (৫%)
২০০৮-০৯	১১৩৫	২৩০০০	১২৮০০	১০২০০	৫৯২	১৯৭০১ (৮৬%)	১১৮৭৩ (৯৩%)	৭৮২৮ (৭৭%)	৬৭ (১১%)
পূর্ববর্তী চার বছরের গড় : (২০০৮-০৯ থেকে ২০১১-১২ পর্যন্ত)		৩২১১৫	২০০০৮	১২১০৮	৮৩৭	২৯১২৪ (৯১%)	১৯১৯৩ (৯৬%)	৯৯৩১ (৮২%)	২২২ (২৭%)

লেখচিত্র-৩ : ২০১২-১৩ অর্থ বছরসহ গত ৫ (পাঁচ) বছরের সংশোধিত এডিপিতে প্রদত্ত বরাদ্দ ও ব্যয়ের চিত্র (কোটি টাকায়)



সারণী-৪ পর্যালোচনা করলে দেখা যায় যে, আলোচ্য ২০১২-১৩ অর্থ বছরে সংশোধিত এডিপিতে—

- আর্থিক অগ্রগতির হার মোট বরাদ্দের ৯৬%, যা পূর্ববর্তী চার বছরের গড় আর্থিক অগ্রগতির হারের (৯১%) চেয়ে ৫% বেশী;

- স্থানীয় মুদ্রা ব্যয়ের হার ৯৯%, যা পূর্ববর্তী চার বছরের স্থানীয় মুদ্রা ব্যয়ের গড় হার (৯৬%) অপেক্ষা ৩% বেশী;
- প্রকল্প সাহায্য ব্যয় হয়েছে ৮৯%, যা পূর্ববর্তী চার বছরের প্রকল্প সাহায্য ব্যয়ের গড় হার (৮২%) অপেক্ষা ৭% বেশী; এবং
- সিডি/ভ্যাট খাতে আলোচ্য বছরে ব্যয় হয়েছে মাত্র ৪৯%, যা পূর্ববর্তী চার বছরের গড় সিডি/ভ্যাট ব্যয়ের হার (২৭%) অপেক্ষা ২২% বেশী। ২০১১-১২ অর্থ বছরে এ হার ছিল ৭৬%।

৭। এডিপি খাত ভিত্তিক অগ্রগতিঃ

২০১২-১৩ অর্থ বছরের সংশোধিত এডিপিভুক্ত প্রকল্পসমূহকে মোট ১৭টি অর্থনৈতিক খাতে অন্তর্ভুক্ত করা হয়েছে। উক্ত ১৭টি খাতের প্রকল্প সংখ্যা, বরাদ্দ এবং আর্থিক অগ্রগতির বিবরণ সারণী-৫ এ উপস্থাপন করা হলো।
বিস্তারিত বিবরণ প্রতিবেদনের সংযোজনী-‘ক’তে সন্নিবেশিত।

সারণী-৫ : এডিপি'র খাত (১৭টি) ভিত্তিক প্রকল্প সংখ্যা, বরাদ্দ এবং আর্থিক অগ্রগতি

(কোটি টাকায়)

ক্রঃ নং	এডিপি খাত	মোট প্রকল্প সংখ্যা (উপ- প্রকল্প)	২০১২-১৩ অর্থ বছরে সংশোধিত এডিপি					
			বরাদ্দ			ব্যয় (বরাদ্দের %)		
			মোট	স্থানীয় মুদ্রা	প্রকল্প সাঃ	মোট	স্থানীয় মুদ্রা	প্রকল্প সাঃ
(১)	(২)	(৩)	(৪)	(৫)	(৬)	(৭)	(৮)	(৯)
০১।	কৃষি	২২৯	২৮৪৫.৪১	১৯৪২.৩৫	৯০৩.০৬	২৬৯৬.১৭ (৯৫%)	১৯০৩.৯৬ (৯৮%)	৭৯২.২১ (৮৮%)
০২।	পল্লী উন্নয়ন ও প্রতিষ্ঠান	৯৯	৬৮২৪.৪৯	৪৭৪৮.৪৯	২০৭৬.০০	৬৭৭১.৩৮ (৯৯%)	৪৬৯৮.৫৭ (৯৯%)	২০৭২.৮১ (১০০%)
০৩।	পানি সম্পদ	৫৮	১৬৭৬.৮১	১৩৬৫.৯৪	৩১০.৮৭	১৫৯৩.৪২ (৯৫%)	১৩১৬.৫৮ (৯৬%)	২৭৬.৮৩ (৮৯%)
০৪।	শিল্প	৪৪	১৮৩৬.৪০	৩৯৩.১৩	১৪৪৩.২৭	১৭১৩.৭১ (৯৩%)	৩৬১.৪০ (৯২%)	১৩৫২.৩২ (৯৪%)
০৫।	বিদ্যুৎ	৬১	৮৮০৩.০৪	৫৪০০.০০	৩৪০৩.০৪	৮৮৬৮.০১ (১০১%)	৫২৯৮.৩৪ (৯৮%)	৩৫৬৯.৬৭ (১০৫%)
০৬।	তৈল, গ্যাস ও প্রাকৃতিক সম্পদ	৩৬	১৩৭৭.৫৮	৬১১.৪৪	৭৬৬.১৪	১৬২৯.৮২ (১১৮%)	৯৩৪.০২ (১৫৩%)	৬৯৫.৮০ (৯১%)
০৭।	পরিবহন	২৪৯	৮৪৫৭.০৬	৬৩৪০.০৭	২১১৬.৯৯	৮২০৮.১০ (৯৭%)	৬২৩৭.২৬ (৯৮%)	১৯৭০.৮৩ (৯৩%)
০৮।	যোগাযোগ	১২	৯০৫.৬৫	৬১.৬৫	৮৪৪.০০	৬৮৫.১১ (৭৬%)	১৭৪.৪৮ (২৮৩%)	৫১০.৬৩ (৬১%)
০৯।	ভৌত পরিঃ, পানি সরবরাহ ও গৃহায়ণ	১৪৬	৫০৪৩.৫৮	৩১৯৫.৯৫	১৮৪৭.৬৩	৪৩২৫.৩৭ (৮৬%)	৩০৮৮.২৪ (৯৭%)	১২৩৭.১৪ (৬৭%)
১০।	শিক্ষা ও ধর্ম	১২৯	৬৬৩৯.১৭	৫২৮৪.৩১	১৩৫৪.৮৬	৬৪৬১.৭২ (৯৭%)	৫২৩৭.৩৩ (৯৯%)	১২২৪.৩৯ (৯০%)
১১।	ক্রীড়া ও সংস্কৃতি	১৭	১৭৭.৮৫	১৭০.৩৬	৭.৪৯	১৭২.৭৯ (৯৭%)	১৬৬.০৯ (৯৭%)	৬.৭০ (৮৯%)
১২।	স্বাস্থ্য, পুষ্টি, জনসংখ্যা ও পরিবার কল্যাণ	৭৯	৩৯৯৫.৫৪	১৮৩১.৭৪	২১৬৩.৮০	৩৫০৮.৮৪ (৮৮%)	১৭৬১.৬৯ (৯৬%)	১৭৪৭.১৫ (৮১%)
১৩।	গণসংযোগ	১৪	৫০.২০	৪২.৯১	৭.২৯	৫৩.৯৬ (১০৮%)	৩৩.৮৫ (৭৯%)	২০.১১ (২৭৬%)

ক্রঃ নং	এডিপি খাত	মোট প্রকল্প সংখ্যা (উপ-প্রকল্প)	২০১২-১৩ অর্থ বছরে সংশোধিত এডিপি					
			বরাদ্দ			ব্যয় (বরাদ্দের %)		
			মোট	স্থানীয় মুদ্রা	প্রকল্প সাঃ	মোট	স্থানীয় মুদ্রা	প্রকল্প সাঃ
(১)	(২)	(৩)	(৪)	(৫)	(৬)	(৭)	(৮)	(৯)
১৪।	সমাজ কল্যাণ, মহিলা বিষয়ক ও যুব উন্নয়ন	৪৪	৩৯৯.৩৬	২২৫.৭৭	১৭৩.৫৮	৩৯১.২১ (৯৮%)	২২০.৩৭ (৯৮%)	১৭০.৮৪ (৯৮%)
১৫।	জন-প্রশাসন	৫৭	১০৩৫.২৭	৩৪৬.২৯	৬৮৮.৯৮	৮৮০.৮০ (৮৫%)	২৯৯.৮২ (৮৭%)	৫৮০.৯৮ (৮৪%)
১৬।	বিজ্ঞান, তথ্য ও যোগাযোগ প্রঃ	৩০	২৮৮.৮৫	১৮১.৫৫	১০৭.৩০	২৬০.৫১ (৯০%)	১৭২.২৬ (৯৫%)	৮৮.২৫ (৮২%)
১৭।	শ্রম ও কর্মসংস্থান	১৫	২৮২.৭৫	২০৭.০৫	৭৫.৭০	২৯৫.৮১ (১০৫%)	২০৫.১০ (৯৯%)	৯০.৭১ (১২০%)
উপ-মোট :		১৩১৯ (১০৪)	৫০৬৩৯.০০	৩২৩৪৯.০০	১৮২৯০.০০	৪৮৫১৬.৭৪ (৯৬%)	৩২১০৯.৩৮ (৯৯%)	১৬৪০৭.৩৬ (৮৯%)
উন্নয়ন সহায়তার ৯টি ক্ষেত্র :		৯	১৫১৭.০০	১৫১৭.০০	০.০০	১৫১৮.৫৩ (১০০%)	১৫১৮.৫৩ (১০০%)	০.০০
বিশেষ প্রয়োজনে উন্নয়ন সহায়তা :		--	২১০.০০	০.০০	২১০.০০	--	--	--
মোট :		১৩২৮ (১০৪)	৫২৩৬৬.০০	৩৩৮৬৬.০	১৮৫০০.০	৫০০৩৫.২৭ (৯৬%)	৩৩৬২৭.৯১ (৯৯%)	১৬৪০৭.৩৬ (৮৯%)

সংস্থার নিজস্ব অর্থায়ন :	১২১	৫০২২.০০	--	--	২৪৭২.৪৮ (৪৯%)	--	--
সর্বমোট :	১৪৪৯	৫৭৩৮৮.০০	৩৩৮৬৬.০০	১৮৫০০.০০	৫২,৫০৭.৭৫ (৯২%)	৩৬১০০.৩৯ (৯৩%)	১৬৪০৭.৩৬ (৮৯%)

২০১২-১৩ অর্থ বছরের সংশোধিত এডিপিভুক্ত খাত ভিত্তিক প্রকল্প সংখ্যা, বরাদ্দ এবং আর্থিক অগ্রগতি (সারণী-৫) বিশ্লেষণে দেখা যায় যে,

- এডিপিভুক্ত ১৭টি খাতের মধ্যে ৯টি খাতের মোট আর্থিক অগ্রগতি জাতীয় গড় আর্থিক অগ্রগতির (৯৬%) সমান বা তদূর্ধ্ব। এ গুলো হলোঃ তৈল, গ্যাস ও প্রাকৃতিক সম্পদ (১১৮%); গণসংযোগ (১০৮%); শ্রম ও কর্মসংস্থান (১০৫%); বিদ্যুৎ (১০১%); পল্লী উন্নয়ন ও প্রতিষ্ঠান (৯৯%); সমাজ কল্যাণ, মহিলা বিষয়ক ও যুব উন্নয়ন (৯৮%); শিক্ষা ও ধর্ম (৯৭%); ক্রীড়া ও সংস্কৃতি (৯৭%) ও পরিবহন (৯৭%);
- সংশোধিত এডিপিতে সবচেয়ে বেশী বরাদ্দ (৪২৬০৮.২৯ কোটি টাকা, মোট বরাদ্দের ৮১%) প্রাপ্ত ৭টি খাত হলো— বিদ্যুৎ (৮৮০৩.০৪ কোটি টাকা, মোট বরাদ্দের ১৭%); পরিবহন (৮৪৫৭.০৬ কোটি টাকা, মোট বরাদ্দের ১৬%); পল্লী উন্নয়ন ও প্রতিষ্ঠান (৬৮২৪.৪৯ কোটি টাকা, মোট বরাদ্দের ১৩%); শিক্ষা ও ধর্ম (৬৬৩৯.১৭ কোটি টাকা, মোট বরাদ্দের ১৩%); ভৌত পরিকল্পনা, পানি সরবরাহ ও গৃহায়ন (৫০৪৩.৫৮ কোটি টাকা, মোট বরাদ্দের ১০%); স্বাস্থ্য, পুষ্টি, জনসংখ্যা ও পরিবার কল্যাণ (৩৯৯৫.৫৪ কোটি টাকা, মোট বরাদ্দের ৮%); এবং কৃষি (২৮৪৫.৪১ কোটি টাকা, মোট বরাদ্দের ৫%);

- বৃহৎ বরাদ্দপ্রাপ্ত ৭টি খাতে ব্যয়ের অগ্রগতির হার হলো – বিদ্যুৎ ১০১%; পরিবহণ সেক্টর (৯৭%); পল্লী উন্নয়ন ও প্রতিষ্ঠান (৯৯%); শিক্ষা ও ধর্ম (৯৭%); ভৌত পরিকল্পনা, পানি সরবরাহ ও গৃহায়ন (৮৬%); স্বাস্থ্য, পুষ্টি, জনসংখ্যা ও পরিবার কল্যাণ (৮৮%); এবং কৃষি (৯৫%);
- উক্ত ৭টি খাতে অব্যয়িত মোট অর্থের পরিমাণ ১৭৬৮.৬৯ কোটি টাকা (মোট এডিপি বরাদ্দের ৩%)। এর মধ্যে বিদ্যুৎ খাতের অগ্রগতি প্রায় শতভাগের বেশী (১০১%)। অবশিষ্ট ৬টি খাতের মধ্যে পরিবহণ খাতে ২৪৮.৯৬ কোটি টাকা (এ খাতে বরাদ্দের ৩%); স্বাস্থ্য, পুষ্টি, জনসংখ্যা ও পরিবার কল্যাণ খাতে ৪৮৬.৭০ কোটি টাকা (এ খাতে বরাদ্দের ১২%); ভৌত পরিকল্পনা, পানি সরবরাহ ও গৃহায়ন ৭১৮.২০ (এ খাতে বরাদ্দের ১৪%); কৃষি খাতে ১৪৯.২৪ কোটি টাকা (এ খাতে বরাদ্দের ৫%); পল্লী উন্নয়ন ও প্রতিষ্ঠান খাতে ৫৩.১১ কোটি টাকা (এ খাতে বরাদ্দের ১%); শিক্ষা ও ধর্ম খাতে ১৭৭.৪৫ কোটি টাকা (এ খাতে বরাদ্দের ৩%) অব্যয়িত রয়েছে ;
- মূল এডিপির তুলনায় সার্বিকভাবে সংশোধিত এডিপিতে ৫% বরাদ্দ হ্রাস এবং স্থানীয় মুদ্রা ১.০৯% বরাদ্দ বৃদ্ধি পেয়েছে। স্থানীয় মুদ্রায় মোট অব্যয়িত অর্থের পরিমাণ ৫১৭.৫১ কোটি টাকা। এর মধ্যে উল্লেখযোগ্য হলো - বিদ্যুৎ খাতে ১০১.৬৬ কোটি টাকা ; পরিবহণ খাতে ১০২.৮০ কোটি টাকা ; স্বাস্থ্য, পুষ্টি, জনসংখ্যা ও পরিবার কল্যাণ খাতে ৬৭.২৬ কোটি টাকা; এবং পল্লী উন্নয়ন ও সমবায় খাতে ৪৯.৯২ কোটি টাকা ;
- বরাদ্দের বিবেচনায় গুরুত্বপূর্ণ খাতের মধ্যে জাতীয় গড় আর্থিক অগ্রগতির (৯৬%) চেয়ে কম আর্থিক অগ্রগতি হয়েছে—ভৌত পরিকল্পনা, পানি সরবরাহ ও গৃহায়ন খাতে (৮৬%); স্বাস্থ্য, পুষ্টি, জনসংখ্যা ও পরিবার কল্যাণ খাতে (৮৮%); এবং কৃষি খাতে (৯৫%)।
- সবচেয়ে কম অর্থ ব্যয় হয়েছে যোগাযোগ খাতে (৭৬%) ; এর পরেই রয়েছে জন-প্রশাসন খাত (৮৫%)।

৮। মন্ত্রণালয়/বিভাগ ভিত্তিক এডিপি বরাদ্দ ও ব্যয়ঃ

৮.১ সরকারি খাতের ৫৫টি মন্ত্রণালয়/বিভাগের অধীনে ২০১২-১৩ অর্থ বছরের সংশোধিত এডিপিতে অন্তর্ভুক্ত প্রকল্পগুলোর মন্ত্রণালয়/বিভাগ ভিত্তিক আর্থিক অগ্রগতির চিত্র সারণী-৬ এ দেখানো হলো। বিস্তারিত বিবরণ প্রতিবেদনের সংযোজনী-‘খ’ তে সন্নিবেশিত।

সারণী-৬ : মন্ত্রণালয়/বিভাগ ভিত্তিক ২০১২-১৩ অর্থ বছরে প্রকল্প সংখ্যা, বরাদ্দ ও বাস্তবায়ন অগ্রগতি
(আর্থিক অগ্রগতির হারের নিম্নক্রমানুসারে)

ক্রঃ নং	মন্ত্রণালয় /বিভাগ	প্রকল্প সংখ্যা (উপ-প্রকল্প, থোক বরাদ্দ)	আর্থিক অগ্রগতি			বাস্তব ** অগ্রগতি (%)
			বরাদ্দ মোট স্থানীয় মুদ্রা প্রকল্প সাহায্য	মোট স্থানীয় মুদ্রা প্রকল্প সাহায্য	বরাদ্দের শতকরা হার	
(১)	(২)	(৩)	(৪)	(৫)	(৬)	(৭)
(ক) জাতীয় গড় (৯৬%) এর সমান বা তদুর্ধ্ব আর্থিক অগ্রগতি সম্পন্ন ২৬টি মন্ত্রণালয়/বিভাগ						
১।	জ্বালানী ও খনিজ সম্পদ বিভাগ	৩৬	১৩৭,৭৫৮.০০ ৬১,১৪৪.০০ ৭৬,৬১৪.০০	১৬২,৯৮১.৭৫ ৯৩,৪০২.২৩ ৬৯,৫৭৯.৫২	১১৮.৩১% ১৫২.৭৬% ৯০.৮২%	১১৩.৭২%
২।	দুর্যোগ ব্যবস্থাপনা ও ত্রাণ মন্ত্রণালয়	৭	২৮,৯৯৯.০০ ১৯,৩৪৯.০০ ৯,৬৫০.০০	৩৩,০৮৫.৯১ ১৯,৯৯১.৮৩ ১৩,০৯৪.০৮	১১৪.০৯% ১০৩.৩২% ১৩৫.৬৯%	১১৩.৭৭%

(লক্ষ টাকায়)

(লক্ষ টাকায়)

ক্রঃ নং	মন্ত্রণালয় /বিভাগ	প্রকল্প সংখ্যা (উপ-প্রকল্প, থোক বরাদ্দ)	বরাদ্দ	আর্থিক অগ্রগতি		বাস্তব ** অগ্রগতি (%)
			মোট স্থানীয় মুদ্রা প্রকল্প সাহায্য	মোট স্থানীয় মুদ্রা প্রকল্প সাহায্য	বরাদ্দের শতকরা হার	
(১)	(২)	(৩)	(৪)	(৫)	(৬)	(৭)
৩।	প্রবাসী কল্যাণ ও বৈদেশিক কর্মসংস্থান মন্ত্রণালয়	৯	২০,২১২.০০ ১৮,৪৫৫.০০ ১,৭৫৭.০০	২২,৩৩৩.২৬ ১৮,৪৩৮.২৭ ৩,৮৯৪.৯৯	১১০.৫০% ৯৯.৯১% ২২১.৬৮%	১১০.৫৪%
৪।	তথ্য মন্ত্রণালয়	১৪	৫,০২০.০০ ৪,২৯১.০০ ৭২৯.০০	৫,৩৯৬.২৮ ৩,৩৮৪.৯০ ২,০১১.৩৮	১০৭.৫০% ৭৮.৮৮% ২৭৫.৯১%	১০০.১৪%
৫।	পল্লী উন্নয়ন ও সমবায় বিভাগ	২৩	৯৫,৪৪৫.০৪ ৬৬,৪৫৯.০০ ২৮,৯৮৬.০৪	১০১,৩২৯.৭৫ ৬৪,১০৪.০২ ৩৭,২২৫.৭৩	১০৬.১৭% ৯৬.৪৬% ১২৮.৪৩%	১১৪.৩৭%
৬।	মৎস্য ও প্রাণিসম্পদ মন্ত্রণালয়	৬৪ (১৪)	৩৫,৩৬৮.০০ ২০,৫৩৫.০০ ১৪,৮৩৩.০০	৩৬,২২৮.৭৭ ২০,২১৪.২৫ ১৬,০১৪.৫২	১০২.৪৩% ৯৮.৪৪% ১০৭.৯৭%	১০৭.৪৮%
৭।	বিদ্যুৎ বিভাগ	৫৯ (২)	৮৭৯,৫২৩.০০ ৫৩৯,৩৬৫.০০ ৩৪০,১৫৮.০০	৮৮৬০২০.৫০ ৫২৯,১৯৯.৮৮ ৩৫৬,৮২০.৬২	১০০.৭৪% ৯৮.১২% ১০৪.৯০%	৯৭.৩৫%
৮।	বেসামরিক বিমান পরিবহন ও পর্যটন মন্ত্রণালয়	৬	২৩,৭০৬.২৫ ১,৪০৬.২৫ ২২,৩০০.০০	২৩,৬৮৩.০৯ ৩,০০০.৯৮ ২০,৬৮২.১১	৯৯.৯০% ২১৩.৪০% ৯২.৭৪%	৬৮.৮০%
৯।	প্রতিরক্ষা মন্ত্রণালয়	১৪	২১,৩৮১.০০ ২০,৬৮১.০০ ৭০০.০০	২১২৯৪.৮০ ২০,৫৯৪.৮০ ৭০০.০০	৯৯.৬০% ৯৯.৫৮% ১০০.০০%	৯৯.৮১%
১০।	সড়ক বিভাগ	১৫৬	৩৬২,৩০৩.৭৬ ৩০৮,৬৭৩.৭৪ ৫৩,৬৩০.০২	৩৬০,৫৫৮.০১ ৩০৭,৯৪১.৯৯ ৫২,৬১৬.০২	৯৯.৫২% ৯৯.৭৬% ৯৮.১১%	৯৬.৫০%
১১।	ধর্ম বিষয়ক মন্ত্রণালয়	৭	১৬,৮৪১.০০ ১৬,৭৯৬.০০ ৪৫.০০	১৬,৭৪৭.৭৯ ১৬,৭০২.৯৯ ৪৪.৮০	৯৯.৪৫% ৯৯.৪৫% ৯৯.৫৬%	৯৯.৪৩%
১২।	স্বরাষ্ট্র মন্ত্রণালয়	৩৬	৬১,০৮৯.০০ ৫৭,৬৮৯.০০ ৩,৪০০.০০	৬০,৭০৭.৫৬ ৫৭,৩১২.১৯ ৩,৩৯৫.৩৭	৯৯.৩৮% ৯৯.৩৫% ৯৯.৮৬%	৯৮.৫১%
১৩।	গৃহায়ন ও গণপূর্ত মন্ত্রণালয়	২২	৪৯,২৫৪.০২ ৪৭,০৫৯.০২ ২,১৯৫.০০	৪৮,৯৩৫.৫৪ ৪৭,০৪০.৫৪ ১,৮৯৫.০০	৯৯.৩৫% ৯৯.৯৬% ৮৬.৩৩%	৯৯.৯৯%
১৪।	শিক্ষা মন্ত্রণালয়	৮৯	২২৮,০৫১.০৯ ১৪৮,৬৫৯.০৯ ৭৯,৩৯২.০০	২২৫,৭২০.৯৩ ১৪৮,১১৯.২০ ৭৭,৬০১.৭৩	৯৮.৯৮% ৯৯.৬৪% ৯৭.৭৫%	৯৩.৪৪%
১৫।	মহিলা ও শিশু বিষয়ক মন্ত্রণালয়	২০	১৯,৯৬৭.২৮ ৬,৮৫৮.২৮ ১৩,১০৯.০০	১৯,৬৫৪.৬৮ ৬,৬০৪.১৪ ১৩,০৫০.৫৪	৯৮.৪৩% ৯৬.২৯% ৯৯.৫৫%	৯১.০৩%
১৬।	যুব ও ক্রীড়া মন্ত্রণালয়	১৩	২৪,০৭০.২৭ ২৪,০৭০.২৭ ০.০০	২৩,৬৫১.৬১ ২৩,৬৫১.৬১ ০.০০	৯৮.২৬% ৯৮.২৬% ০.০০%	৮৫.৯৩%
১৭।	বিজ্ঞান ও প্রযুক্তি মন্ত্রণালয়	১৯	১১,৩৯৬.৩০ ১১,৩৭৬.৩০ ২০.০০	১১,১৯৩.৮৯ ১১,১৭৩.৮৯ ২০.০০	৯৮.২২% ৯৮.২২% ১০০.০০%	৯৮.৩৪%

(লক্ষ টাকায়)

ক্রঃ নং	মন্ত্রণালয় /বিভাগ	প্রকল্প সংখ্যা (উপ-প্রকল্প, থোক বরাদ্দ)	আর্থিক অগ্রগতি			বাস্তব ** অগ্রগতি (%)
			বরাদ্দ মোট স্থানীয় মুদ্রা প্রকল্প সাহায্য	মোট স্থানীয় মুদ্রা প্রকল্প সাহায্য	বরাদ্দের শতকরা হার	
(১)	(২)	(৩)	(৪)	(৫)	(৬)	(৭)
১৮।	বস্ত্র ও পাট মন্ত্রণালয়	১৩	১৪,৭৫৭.০০ ১৪,৪৭১.০০ ২৮৬.০০	১৪,৪৮৮.৩৮ ১৪,১৭২.৩৩ ৩১৬.০৫	৯৮.১৮% ৯৭.৯৪% ১১০.৫১%	৯৫.৩৫%
১৯।	বাংলাদেশ সরকারি কর্মকমিশন	১	১,২৪৭.০০ ১,২৪৭.০০ ০.০০	১,২২২.৪১ ১,২২২.৪১ ০.০০	৯৮.০৩% ৯৮.০৩% ০.০০	১০০.০০%
২০।	কৃষি মন্ত্রণালয়	১১২ (৩৭)	১১৫,২৩৪.৬৩ ৮৮,০৬৮.৬৩ ২৭,১৬৬.০০	১১২,৩৪২.৮৭ ৮৭,৭৯৭.৮১ ২৪,৫৪৫.০৬	৯৭.৪৯% ৯৯.৬৯% ৯০.৩৫%	৯৩.৬১%
২১।	পার্বত্য চট্টগ্রাম বিষয়ক মন্ত্রণালয়	৭ (২,৩)	৩২,৮৯১.০০ ১৯,০৪৪.০০ ১৩,৮৪৭.০০	৩২,০২৪.৮৭ ১৮,৭৩০.২২ ১৩,২৯৪.৬৫	৯৭.৩৭% ৯৮.৩৫% ৯৬.০১%	৮৪.৫৬%
২২।	সমাজ কল্যাণ মন্ত্রণালয়	২৩	১৮৮৯৭.১৭ ১৫২৭১.৮৯ ৩৬২৫.২৮	১৮,৩৩২.৯১ ১৪,৮৫৫.৮৪ ৩,৪৭৭.০৭	৯৭.০১% ৯৭.২৮% ৯৫.৯১%	৮৮.৭৯%
২৩।	মুক্তিযুদ্ধ বিষয়ক মন্ত্রণালয়	৭	১৬,৪৯৪.০০ ১৬,৪৯৪.০০ ০.০০	১৫,৯৭২.৯০ ১৫,৯৭২.৯০ ০.০০	৯৬.৮৪% ৯৬.৮৪% ০.০০	৯৬.৪৯%
২৪।	প্রাথমিক ও গণশিক্ষা মন্ত্রণালয়	১৮	৩৯১,৬৩২.০০ ৩৩৫,৫৮৩.০০ ৫৬,০৪৯.০০	৩৭৬,৫৪৬.৩১ ৩৩১,৭৫৪.০২ ৪৪,৭৯২.২৯	৯৬.১৫% ৯৮.৮৬% ৭৯.৯২%	৯৬.৮৫%
২৫।	পানি সম্পদ মন্ত্রণালয়	৫৯	১৭৭,৮৬৯.৮৯ ১৪৫,৭৯১.৮৯ ৩২,০৭৮.০০	১৭০,১৮৯.৪২ ১৪১,০৩৪.৪৫ ২৯,১৫৪.৯৭	৯৫.৬৮% ৯৬.৭৪% ৯০.৮৯%	১০২.৮১%
২৬।	আইন ও বিচার বিভাগ	৩	১২,৩০৪.৬২ ১২,২৮৫.৬২ ১৯.০০	১১,৭৫৪.১১ ১১,৭৩৫.১১ ১৯.০০	৯৫.৫৩% ৯৫.৫২% ১০০.০০%	৯২.২০%
(খ) জাতীয় গড় (৯৬%) এর কম কিছু ৮০% বা তদুর্ধ্ব আর্থিক অগ্রগতি সম্পন্ন ১৮টি মন্ত্রণালয়/বিভাগ						
২৭।	তথ্য ও যোগাযোগ প্রযুক্তি মন্ত্রণালয়	৮	১৩,৫৩০.৪০ ৪,৯৪৫.৪০ ৮,৫৮৫.০০	১২,৮৬৬.৬০ ৪,৮৬৮.৩৩ ৭,৯৯৮.২৭	৯৫.০৯% ৯৮.৪৪% ৯৩.১৭%	৮৯.৬৮%
২৮।	রেলপথ মন্ত্রণালয়	৫৫ (৭)	৩০২,২০০.০০ ১৮৯,১৬৮.০০ ১১৩,০৩২.০০	২৮৭,৩১৭.২০ ১৮১,৯০০.২৬ ১০৫,৪১৬.৯৪	৯৫.০৮% ৯৬.১৬% ৯৩.২৬%	৭৫.৫৯%
২৯।	নৌ-পরিবহন মন্ত্রণালয়	২৬ (২)	৫৫,৩৭৭.৬৬ ৪৩,৩৮৫.৬৬ ১১,৯৯২.০০	৫২,৫৮২.৬৪ ৪১,৪৭৬.৮৯ ১১,১০৫.৭৫	৯৪.৯৫% ৯৫.৬০% ৯২.৬১%	১০২.০২%
৩০।	শিল্প মন্ত্রণালয়	২৯	১৫৫,৫৭৯.৩৩ ২১,৮০২.৩৩ ১৩৩,৭৭৭.০০	১৪৬,৪০০.৮০ ২০,২৯৩.৬৫ ১২৬,১০৭.১৫	৯৪.১০% ৯৩.০৮% ৯৪.২৭%	৯৪.৯৯%
৩১।	ভূমি মন্ত্রণালয়	১০ (১)	৭,৫৯২.৫৯ ৫,৪৬২.৫৯ ২,১৩০.০০	৭,০৭৯.৯০ ৫,০৩০.১৫ ২,০৪৯.৭৫	৯৩.২৫% ৯২.০৮% ৯৬.২৩%	৯১.৭৪%

(লক্ষ টাকায়)

ক্রঃ নং	মন্ত্রণালয় /বিভাগ	প্রকল্প সংখ্যা (উপ-প্রকল্প, থোক বরাদ্দ)	আর্থিক অগ্রগতি			বাস্তব ** অগ্রগতি (%)
			বরাদ্দ মোট স্থানীয় মুদ্রা প্রকল্প সাহায্য	মোট স্থানীয় মুদ্রা প্রকল্প সাহায্য	বরাদ্দের শতকরা হার	
(১)	(২)	(৩)	(৪)	(৫)	(৬)	(৭)
৩২।	সেতু বিভাগ	৩	৮২,২৬৭.০০ ৭১,২৬৭.০০ ১১,০০০.০০	৭৬,৫৮৪.৩০ ৬৯,৩২১.৮৪ ৭,২৬২.৪৬	৯৩.০৯% ৯৭.২৭% ৬৬.০২%	৮৭.৪৯%
৩৩।	স্থানীয় সরকার বিভাগ	১৭৪ (৩,৫)	১১৩৬০৮৩.০৭ ৭৫৩,৬৭৭.০০ ৩৮২,৪০৬.০৭	১০৪২৫৩২.১২ ৭৪৭০৫৬.২৪ ২৯৫,৪৬৬.৮৮	৯১.৭৬% ৯৯.১২% ৭৭.২৭%	৯২.৩৫%
৩৪।	স্বাস্থ্য ও পরিবার কল্যাণ মন্ত্রণালয়	৫৬ (৩১)	৩৬১,৮৮০.৭৩ ১৬৭,১৯১.১৫ ১৯৪,৬৮৯.৫৮	৩৩১,১৫৪.১৮ ১৬০৭৯৮.৫৬ ১৭০,৩৫৫.৬২	৯১.৫১% ৯৬.১৮% ৮৭.৫০%	৮৪.৬৭%
৩৫।	সংস্কৃতি বিষয়ক মন্ত্রণালয়	১০	৩,০৫২.০০ ২,৩০৩.০০ ৭৪৯.০০	২,৭৪৬.৬১ ২,০৭৬.৭৬ ৬৬৯.৮৫	৮৯.৯৯% ৯০.১৮% ৮৯.৪৩%	৮৯.৬৬%
৩৬।	শ্রম ও কর্মসংস্থান মন্ত্রণালয়	৬	৮,০৬৩.০০ ২,২৫০.০০ ৫,৮১৩.০০	৭,২৪৮.০৪ ২,০৭১.৫৭ ৫,১৭৬.৪৭	৮৯.৮৯% ৯২.০৭% ৮৯.০৫%	৪৯.৪৩%
৩৭।	পরিসংখ্যান ও তথ্য ব্যবস্থাপনা বিভাগ	১০	১৩,০২৫.১৯ ১১,৭০৮.৪৬ ১,৩১৬.৭৩	১১,৭০০.২৮ ১০,৭৫১.২২ ৯৪৯.০৬	৮৯.৮৩% ৯১.৮২% ৭২.০৮%	৮৫.৫২%
৩৮।	খাদ্য মন্ত্রণালয়	৬	৫০,৭২৮.০০ ৪০,৪৬৭.০০ ১০,২৬১.০০	৪৪,০১৮.০৬ ৩৮,১৫৯.০৮ ৫,৮৫৮.৯৮	৮৬.৭৭% ৯৪.৩০% ৫৭.১০%	৬২.৪০%
৩৯।	অর্থ বিভাগ	৪	১৫,৮৫১.০০ ২৭৫.০০ ১৫,৫৭৬.০০	১৩,৭১৩.৭২ ২০১.২৬ ১৩,৫১২.৪৬	৮৬.৫২% ৭৩.১৯% ৮৬.৭৫%	৮৪.৫৬%
৪০।	বাস্তবায়ন পরিবীক্ষণ ও মূল্যায়ন বিভাগ	২	৪,১৮৭.৫০ ৫৮৭.৫০ ৩,৬০০.০০	৩,৫০৮.১৫ ৫০৩.৫১ ৩,০০৪.৬৪	৮৩.৭৮% ৮৫.৭০% ৮৩.৪৬%	৭৯.৬১%
৪১।	পরিবেশ ও বন মন্ত্রণালয়	২৫ (৫)	২৬,১৪১.৭৫ ৮,৬৮৯.৭৫ ১৭,৪৫২.০০	২১,৮৭২.৮২ ৮,৪৩৮.৪৮ ১৩,৪৩৪.৩৫	৮৩.৬৭% ৯৭.১১% ৭৬.৯৮%	৭৬.২২%
৪২।	বাণিজ্য মন্ত্রণালয়	৫	১০,৬৪৫.০০ ১,০১৮.০০ ৯,৬২৭.০০	৮,৮০১.৪৮ ৩৫৫.৩৭ ৮,৪৪৬.১১	৮২.৬৮% ৩৪.৯১% ৮৭.৭৩%	৮৩.৪৩%
৪৩।	প্রধানমন্ত্রীর কার্যালয়	৬ (০,১)	১৯,৮৪৫.০০ ১৬,১৬১.০০ ৩,৬৮৪.০০	১৬,৩১৩.০৭ ১৪,৮৬৪.৭৫ ১,৪৪৮.৩২	৮২.২০% ৯১.৯৮% ৩৯.৩১%	৭১.৯৬%
৪৪।	সুপ্রীম কোর্ট	১	১,১৫৪.০০ ১১.০০ ১,১৪৩.০০	৯৪০.০০ ৩.০০ ৯৩৭.০০	৮১.৪৬% ২৭.২৭% ৮১.৯৮%	৮০.০০%
(গ) ৮০% এর কম আর্থিক অগ্রগতি সম্পন্ন ১১টি মন্ত্রণালয়/বিভাগ						
৪৫।	অর্থনৈতিক সম্পর্ক বিভাগ	৫	৩,৩০০.০০ ৪৮৬.০০ ২,৮১৪.০০	২,৫৯৩.৪২ ৪৪১.১৫ ২,১৫২.২৭	৭৮.৫৯% ৯০.৭৭% ৭৬.৪৮%	৮০.৬৬%

(লক্ষ টাকায়)

ক্রঃ নং	মন্ত্রণালয় /বিভাগ	প্রকল্প সংখ্যা (উপ-প্রকল্প, থোক বরাদ্দ)	আর্থিক অগ্রগতি			বাস্তব ** অগ্রগতি (%)
			বরাদ্দ মোট স্থানীয় মুদ্রা প্রকল্প সাহায্য	মোট স্থানীয় মুদ্রা প্রকল্প সাহায্য	বরাদ্দের শতকরা হার	
(১)	(২)	(৩)	(৪)	(৫)	(৬)	(৭)
৪৬।	পরিকল্পনা বিভাগ	১১	৩,৭৩৬.২৮ ১,৬১৩.০০ ২,১২৩.২৮	২,৮৯৭.৪১ ১,২৭২.৮৫ ১,৬২৪.৫৬	৭৬.৯৯% ৭৮.৯১% ৭৫.৫৫%	৮৮.৬৩%
৪৭।	জন-প্রশাসন মন্ত্রণালয়	৮	১০,৯৪৯.০০ ৭,৬৩২.০০ ৩,৩১৭.০০	৮,২৫৯.৫৭ ৬,৬৬৭.০০ ১,৫৯২.৫৭	৭৫.৪৪% ৮৭.৩৬% ৪৮.০১%	৮১.৪৩%
৪৮।	ডাক ও টেলিযোগাযোগ মন্ত্রণালয়	৭	৮৭,৩৭৭.৮৫ ৩,৬৭৭.৮৫ ৮৩,৭০০.০০	৬৫,৩৫৯.৯৬ ১৪,৯৯৬.৭৩ ৫০,৩৬৩.২৩	৭৪.৮০% ৪০৭.৭৬% ৬০.১৭%	৯৬.৭৮%
৪৯।	লেজিসলেটিভ ও সংসদ বিষয়ক বিভাগ	২	১০৪.০০ ০.০০ ১০৪.০০	৭৬.১৩ ০.০০ ৭৬.১৩	৭৩.২০% ০.০০% ৭৩.২০%	৭৭.৯২%
৫০।	ব্যাংক ও আর্থিক প্রতিষ্ঠান বিভাগ	৪	১৪,৫৯১.৩৩ ৪১৭.৩৩ ১৪,১৭৪.০০	১০,১৫৬.৪০ ১৬৪.৮৫ ৯,৯৯১.৫৫	৬৯.৬১% ৩৯.৫০% ৭০.৪৯%	৯৪.৭৮%
৫১।	বাংলাদেশ নির্বাচন কমিশন সচিবালয়	৪	১৪,২৭৬.০০ ৫,৩৮২.০০ ৮,৮৯৪.০০	৯,৮৫৫.৫৯ ৩,৬১৭.৮০ ৬,২৩৭.৭৯	৬৯.০৪% ৬৭.২২% ৭০.১৩%	৭৫.৫৭%
৫২।	অভ্যন্তরীণ সম্পদ বিভাগ	৪	২,২১০.০০ ৮১০.০০ ১,৪০০.০০	১,৪১৫.৮৭ ২৭.২০ ১,৩৮৮.৬৭	৬৪.০৭% ৩.৩৬% ৯৯.১৯%	৭০.০১%
৫৩।	জাতীয় সংসদ সচিবালয়	৫	৪,৩৫৮.০০ ৮১.০০ ৪,২৭৭.০০	২,৬৫৩.৪৭ ৭৭.০০ ২,৫৭৬.৪৭	৬০.৮৯% ৯৫.০৬% ৬০.২৪%	৫৯.৯৮%
৫৪।	মন্ত্রিপরিষদ বিভাগ	২	৭৫৫.০০ ৭.০০ ৭৪৮.০০	১৬৩.৮৬ ৪.৪৫ ১৫৯.৪১	২১.৭০% ৬৩.৫৭% ২১.৩১%	২০.৬১%
৫৫।	পররাষ্ট্র মন্ত্রণালয়	৩	৫,০০০.০০ ৫,০০০.০০ ০.০০	৩২৫.৯৯ ৩২৫.৯৯ ০.০০	৬.৫২% ৬.৫২% ০.০০%	৩৩.৫৭%
উপ-মোট :		১৩২৮ (১০৪)	৫২১৫৬০০.০০ ৩৩৮৬৬০০.০০ ১৮২৯০০০.০০	৫০০৩৫২৬.৯৪ ৩৩৬২৭৯০.৭৪ ১৬৪০৭৩৬.২০	৯৬.০৩% ৯৯.৪৮% ৮৯.৬৪%	৯৩%
বিশেষ প্রয়োজনে উন্নয়ন সহায়তা :		--	২১০০০.০০ ০.০০ ২১০০০.০০	--	--	--
মোট :		১৩২৮ (১০৪)	৫২৩৬৬০০.০০ ৩৩৮৬৬০০.০০ ১৮৫০০০০.০০	৫০০৩৫২৬.৯৪ ৩৩৬২৭৯০.৭৪ ১৬৪০৭৩৬.২০	৯৫.৫৫% ৯৯.৩০% ৮৮.৬৯%	৯৩.৪৫%
সংস্থার নিজস্ব অর্থায়ন		১২১	৫০২২০০.০০	২৪৭২৪৭.৮৬	৪৯.২৩%	৬৯.৭৭%
নিজস্ব অর্থায়নসহ সংশোধিত এডিপি সর্বমোটঃ		১৪৪৯	৫৭৩৮৮০০.০০ ৩৩৮৬৬০০.০০ ১৮৫০০০০.০০	৫২৫০৭৭৪.৮০ ৩৬১০০৩৮.৬০ ১৬৪০৭৩৬.২০	৯১.৫০% ৯২.৮৩% ৮৮.৬৯%	৯১.৭৪%

সারণী-৬ এর তথ্য বিশ্লেষণে দেখা যায় যে,

- সংশোধিত এডিপিতে জাতীয় গড়ের (৯৬%) সমান ও তদূর্ধ্ব আর্থিক অগ্রগতি সম্পন্ন মন্ত্রণালয়/বিভাগ হলো ২৬টি এবং অবশিষ্ট ২৯টি মন্ত্রণালয়/বিভাগের আর্থিক অগ্রগতি জাতীয় গড়ের নীচে। প্রকল্পে সংশোধিত এডিপি প্রদত্ত বরাদ্দের অতিরিক্ত অর্থ প্রয়োজন হওয়ায় জ্বালানী ও খনিজ সম্পদ বিভাগের অধীনস্থ বিভিন্ন সংস্থা হতে অতিরিক্ত অর্থ Bridge Finance করা হয়েছে এবং কিছু সাহায্যপুষ্ট প্রকল্পে উন্নয়ন সহযোগী কর্তৃক অতিরিক্ত অর্থ ব্যয় করা হয়েছে বিধায় কয়েকটি মন্ত্রণালয়/বিভাগের আর্থিক ও বাস্তব অগ্রগতি ১০০% এর বেশী হয়েছে;
- সার্বিক আর্থিক অগ্রগতি তথা জাতীয় গড় হার (৯৬%) এর নীচে আর্থিক অগ্রগতি সম্পন্ন গুরুত্বপূর্ণ মন্ত্রণালয়/বিভাগগুলো হলো— স্থানীয় সরকার বিভাগ (৯২%); রেলপথ মন্ত্রণালয় (৯৫%); শিল্প মন্ত্রণালয় (৯৪%); স্বাস্থ্য ও পরিবার কল্যাণ মন্ত্রণালয় (৯২%); সেতু বিভাগ (৯৩%); পরিবেশ ও বন মন্ত্রণালয় (৮৪%); এবং ডাক ও টেলিযোগাযোগ মন্ত্রণালয় (৭৫%);
- বাস্তব অগ্রগতির জাতীয় গড় হার (৯৩%) এর নীচে ভৌত অগ্রগতি সম্পন্ন মোট ২৪টি মন্ত্রণালয়/বিভাগের মধ্যে গুরুত্বপূর্ণ মন্ত্রণালয়/বিভাগগুলো হলো- স্থানীয় সরকার বিভাগ (৮৮%); স্বাস্থ্য ও পরিবার কল্যাণ মন্ত্রণালয় (৮৫%); তথ্য ও যোগাযোগ প্রযুক্তি মন্ত্রণালয় (৯০%); সেতু বিভাগ (৮৭%); রেলপথ মন্ত্রণালয় (৭৬%); এবং সংস্কৃতি বিষয়ক মন্ত্রণালয় (৯০); সমাজ কল্যাণ মন্ত্রণালয় (৮৯%);
- আলোচ্য বছরে সংশোধিত এডিপিতে ৫৫টি মন্ত্রণালয়/বিভাগের মধ্যে স্থানীয় মুদ্রা ব্যবহারের ক্ষেত্রে ৪২টি মন্ত্রণালয়/বিভাগ জাতীয় গড় হার (৯৯%) অপেক্ষা কম অর্থ ব্যয় করেছে। তন্মধ্যে উল্লেখযোগ্য মন্ত্রণালয়/বিভাগগুলো হচ্ছে – পানি সম্পদ মন্ত্রণালয় (৯৭%); রেলপথ মন্ত্রণালয় (৯৬%); স্বাস্থ্য ও পরিবার কল্যাণ মন্ত্রণালয় (৯৬%); শিল্প মন্ত্রণালয় (৯৩%); সেতু বিভাগ (৯৭%); এবং পরিবেশ ও বন মন্ত্রণালয় (৯৭%)। স্থানীয় মুদ্রা কম ব্যয় হওয়ার কারণসহ মন্ত্রণালয়/বিভাগ ভিত্তিক বিস্তারিত বিবরণ প্রতিবেদনের সংযোজনী-‘গ’-তে দেয়া হলো ;
- আলোচ্য বছরে ৪টি মন্ত্রণালয়/বিভাগের (যুব ও ক্রীড়া, মুক্তিযুদ্ধ বিষয়ক, সরকারি কর্মকমিশন ও পররাষ্ট্র) প্রকল্প সাহায্য বরাদ্দ নেই। প্রকল্প সাহায্য ব্যবহারের ক্ষেত্রে অবশিষ্ট ৫১টি মন্ত্রণালয়/বিভাগের মধ্যে ২৫টি মন্ত্রণালয়/বিভাগ জাতীয় গড় হার (৯০%) অপেক্ষা কম অর্থ ব্যয় করেছে। তন্মধ্যে উল্লেখযোগ্য মন্ত্রণালয়/বিভাগগুলো হলো – ডাক ও টেলিযোগাযোগ মন্ত্রণালয় (৬০%); প্রাথমিক ও গণশিক্ষা মন্ত্রণালয় (৮০%); গৃহায়ন ও গণপূর্ত মন্ত্রণালয় (৮৬%); স্বাস্থ্য ও পরিবার কল্যাণ মন্ত্রণালয় (৮৮%); পরিবেশ ও বন মন্ত্রণালয় (৭৭%); এবং সেতু বিভাগ (৬৬%)। প্রকল্প সাহায্য কম ব্যয় হওয়ার কারণসহ মন্ত্রণালয়/বিভাগ ভিত্তিক বিস্তারিত বিবরণ প্রতিবেদনের সংযোজনী-‘ঘ’-তে দেয়া হলো ;
- তুলনামূলকভাবে কম বরাদ্দ প্রাপ্ত যে ৭টি মন্ত্রণালয়/বিভাগের মোট আর্থিক অগ্রগতি জাতীয় গড় অগ্রগতির (৯৬%) উর্ধ্বে তা হলো – দুর্যোগ ব্যবস্থাপনা ও ত্রাণ মন্ত্রণালয় (১১৪%); মুক্তিযুদ্ধ বিষয়ক মন্ত্রণালয় (৯৭%); তথ্য মন্ত্রণালয় (১০৮%); প্রবাসী কল্যাণ ও বৈদেশিক কর্মসংস্থান মন্ত্রণালয় (১১১%); বস্ত্র ও পাট মন্ত্রণালয় (৯৮%); ধর্ম বিষয়ক মন্ত্রণালয় (৯৯%); এবং আইন ও বিচার বিভাগ (৯৬%);

- সবচেয়ে কম আর্থিক অগ্রগতি হয়েছে পররাষ্ট্র মন্ত্রণালয় (৭%); মন্ত্রিপরিষদ বিভাগ (২২%); জাতীয় সংসদ সচিবালয় (৬১%); সহ আরও কয়েকটি মন্ত্রণালয়/বিভাগের অগ্রগতিও অনুরূপভাবে অত্যন্ত কম।
- ৭টি মন্ত্রণালয়/বিভাগের অধীন স্বায়ত্বশাসিত সংস্থা/কর্পোরেশনের নিজস্ব অর্থায়নে বাস্তবায়নধীন ১২১টি প্রকল্পের অনুকূলে ৫০২২ কোটি টাকা বরাদ্দের বিপরীতে মোট ২৪৭২.৪৮ কোটি টাকা ব্যয় হয়েছে, যা মোট বরাদ্দের ৪৯%। **বিস্তারিত বিবরণ প্রতিবেদনের সংযোজনী-‘ঙ’তে সন্নিবেশিত।**

৮.২ মূল এডিপি এবং সংশোধিত এডিপি বরাদ্দের বিপরীতে সর্বোচ্চ বরাদ্দপ্রাপ্ত ১০টি মন্ত্রণালয়/বিভাগের আর্থিক অগ্রগতির একটি তুলনামূলক চিত্র সারণী-৭ এ তুলে ধরা হলোঃ

সারণী-৭ : ২০১২-১৩ অর্থ বছরে মূল ও সংশোধিত এডিপি বরাদ্দের বিবেচনায় সর্বোচ্চ বরাদ্দপ্রাপ্ত ১০টি মন্ত্রণালয়/বিভাগের বাস্তবায়ন অগ্রগতি

(লক্ষ টাকায়)

ক্র: নং	মন্ত্রণালয়/বিভাগ	সং: এডিপিতে প্রকল্প সংখ্যা	২০১২-১৩ অর্থ বছরের মোট এডিপি বরাদ্দ		মোট আর্থিক অগ্রগতি	আর্থিক অগ্রগতির হার		বাস্তব অগ্রগতি (%)
			মূল	সংশোধিত		মূল মোট বরাদ্দের %	সংশোধিত মোট বরাদ্দের %	
(১)	(২)	(৩)	(৪)	(৫)	(৬)	(৭)	(৮)	(৯)
০১।	স্থানীয় সরকার বিভাগ	১৭৪	১০২২৩৪৩	১১৩৬০৮৩.০৭	১০৪২৫৩২.১২	১০২%	৯২%	৯২%
০২।	বিদ্যুৎ বিভাগ	৫৯	৭৮৪৯৬৪	৮৭৯৫২৩.০০	৮৮৬০২০.৫০	১১৩%	১০১%	৯৭%
০৫।	প্রাথমিক ও গণশিক্ষা মন্ত্রণঃ	১৮	৪৩৩৩০৮	৩৯১৬৩২.০০	৩৭৬৫৪৬.৩১	৮৭%	৯৬%	৯৭%
০৪।	সড়ক বিভাগ	১৫৬	২৫৩১১০	৩৬২৩০৩.৭৬	৩৬০৫৫৮.০১	১৪২%	১০০%	৯৭%
০৩।	স্বাস্থ্য ও পরিবার কল্যাণ মন্ত্রণঃ	৫৬	৩৬৯৮৩৯	৩৬১৮৮০.৭৩	৩৩১১৫৪.১৮	৯০%	৯২%	৮৫%
০৬।	রেলপথ মন্ত্রণালয়	৫৫	৩২৯৫৪৬	৩০২২০০.০০	২৮৭৩১৭.২০	৮৭%	৯৫%	৭৬%
০৭।	শিক্ষা মন্ত্রণালয়	৮৯	২৪৮৫৬৬	২২৮০৫১.০৯	২২৫৭২০.৯৩	৯১%	৯৯%	৯৩%
০৮।	পানি সম্পদ মন্ত্রণালয়	৫৯	২১০৫৭৭	১৭৭৮৬৯.৮৯	১৭০১৮৯.৪২	৮১%	৯৬%	১০৩%
০৯।	শিল্প মন্ত্রণালয়	২৯	১৭২২২৭	১৫৫৫৭৯.৩৩	১৪৬৪০০.৮০	৮৫%	৯৪%	৯৫%
১০।	জ্বালানী ও খনিজ সম্পদ বি:	৩৬	১৫৮০৯৭	১৩৭৭৫৮.০০	১৬২৯৮১.৭৫	১০৩%	১১৮%	১১৪%
	মোটঃ	৭৩১	৩৯৮২৫৭৭	৪১৩২৮৮০.৮৭	৩৯৮৯৪২১.২২	১০০%	৯৭%	৯৪%

এডিপি বাস্তবায়নের সার্বিক অগ্রগতি মূলতঃ সর্বোচ্চ বরাদ্দপ্রাপ্ত এ ১০টি মন্ত্রণালয়/বিভাগের আওতাধীন উন্নয়ন প্রকল্পসমূহের বাস্তবায়ন সাফল্যের ওপর নির্ভরশীল। সারণী-৭ এর তথ্য পর্যালোচনায় দেখা যায় যে,

- ১০টি মন্ত্রণালয়/বিভাগের বরাদ্দ মোট সংশোধিত এডিপি বরাদ্দের ৭৯%। উক্ত ১০টি মন্ত্রণালয়/বিভাগের সার্বিক আর্থিক অগ্রগতি ৯৭%, যা জাতীয় গড় আর্থিক অগ্রগতির (৯৬%) অপেক্ষা ১% বেশী। এ ১০টি মন্ত্রণালয়/বিভাগের মধ্যে ৬টি মন্ত্রণালয়/বিভাগ সর্বোচ্চ (জাতীয় গড় আর্থিক অগ্রগতি ৯৬% এর সমান বা তদূর্ধ্ব) আর্থিক অগ্রগতি অর্জন করেছে;
- উল্লিখিত ১০টি মন্ত্রণালয়/বিভাগের মধ্যে ৪টি মন্ত্রণালয়/বিভাগ জাতীয় গড়ের (৯৬%) নীচে আর্থিক অগ্রগতি অর্জন করেছে। এ ৪টি মন্ত্রণালয়/বিভাগ হলো— শিল্প মন্ত্রণালয় (৯৪%); স্বাস্থ্য ও পরিবার কল্যাণ মন্ত্রণালয় (৯২%); স্থানীয় সরকার বিভাগ (৯২%); এবং রেলপথ মন্ত্রণালয় (৯৫%);

- উল্লিখিত ১০টি মন্ত্রণালয়/বিভাগের মধ্যে ৭টি মন্ত্রণালয়/বিভাগের সংশোধিত এডিপিতে বরাদ্দ কমানো হয়েছে। অপরপক্ষে, ৩টি মন্ত্রণালয়/বিভাগের সংশোধিত এডিপিতে বরাদ্দ বাড়ানো হয়েছে।
- সর্বোচ্চ বরাদ্দপ্রাপ্ত ১০টি মন্ত্রণালয়/বিভাগের সার্বিক গড় বাস্তব অগ্রগতির হার ৯৪%, যা এডিপির সার্বিক গড় বাস্তব অগ্রগতির হার (৯৩%) অপেক্ষা ১% বেশী। এ ১০টি মন্ত্রণালয়/বিভাগের মধ্যে ৭টি মন্ত্রণালয়/বিভাগ সর্বোচ্চ (জাতীয় গড় বাস্তব অগ্রগতি ৯৩% এর সমান বা তদূর্ধ্ব) বাস্তব অগ্রগতি অর্জন করেছে।

৮.৩। ২০১২-১৩ অর্থ বছরে নিম্ন আর্থিক অগ্রগতি সম্পন্ন কয়েকটি মন্ত্রণালয়/বিভাগের অগ্রগতির হারের বিবরণের সাথে একই মন্ত্রণালয়/বিভাগের গত দু'বছরের অগ্রগতির হারের তুলনামূলক চিত্র সারণী-৮ এ দেয়া হলো :

সারণী-৮ : ২০১২-১৩ অর্থ বছরে কম অগ্রগতি সম্পন্ন ১০টি মন্ত্রণালয়/বিভাগের ৩ বছরের অগ্রগতির চিত্র

ক্রমিক নং	মন্ত্রণালয়/বিভাগ	আর্থিক অগ্রগতির হার		
		২০১২-১৩	২০১১-১২	২০১০-১১
(১)	(২)	(৩)	(৪)	(৫)
০১।	পরিকল্পনা বিভাগ	৭৭%	৮৫%	৬৯%
০২।	জন প্রশাসন মন্ত্রণালয়	৭৫%	৯০%	৭৯%
০৩।	ডাক ও টেলিযোগাযোগ মন্ত্রণালয়	৭৫%	৯৫%	৯৪%
০৪।	লেজিসলেটিভ এবং সংসদ বিষয়ক বিভাগ*	৭৩%	৫২%	৪৮%
০৫।	ব্যাংক ও আর্থিক প্রতিষ্ঠান বিভাগ	৭০%	৩১%	৭৭%
০৬।	বাংলাদেশ নির্বাচন কমিশন	৬৯%	৭৪%	৯৮%
০৭।	অভ্যন্তরীণ সম্পদ বিভাগ	৬৪%	৯৮%	১৮%
০৮।	বাংলাদেশ জাতীয় সংসদ সচিবালয়	৬১%	৬১%	২৬%
০৯।	মন্ত্রিপরিষদ বিভাগ	২২%	৬৩%	১০০%
১০।	পররাষ্ট্র মন্ত্রণালয়	৭%	৪১%	৭৭%

সারণী-৮ পর্যালোচনায় দেখা যায় যে,

- এ ১০টি মন্ত্রণালয়/বিভাগ ২০১২-১৩ অর্থ বছরে সার্বিক আর্থিক অগ্রগতি ৯৬% অর্জন করতে সক্ষম হয়নি। এগুলোর মধ্যে ডাক ও টেলিযোগাযোগ মন্ত্রণালয় এবং অভ্যন্তরীণ সম্পদ বিভাগের অগ্রগতি গত ২০১১-১২ অর্থ বছরের সার্বিক অগ্রগতি (৯৩%) এর বেশী ছিল;
- ডাক ও টেলিযোগাযোগ মন্ত্রণালয়, বাংলাদেশ নির্বাচন কমিশন এবং মন্ত্রিপরিষদ বিভাগের অগ্রগতি গত ২০১০-১১ অর্থ বছরের সার্বিক অগ্রগতির (৯২%) চেয়ে বেশী ছিল। অর্থাৎ বিশ্লেষণে প্রতীয়মান হয় যে, এ ৪টি মন্ত্রণালয়/বিভাগ ছাড়া ৬টি মন্ত্রণালয়/বিভাগের আর্থিক অগ্রগতি ক্রমাগত ৩ বছরেও সন্তোষজনক পর্যায়ে পৌঁছায়নি।

৯। প্রকল্প ভিত্তিক সার্বিক এডিপি বাস্তবায়ন অগ্রগতিঃ

২০১২-১৩ অর্থ বছরের এডিপিভুক্ত প্রকল্পসমূহের বরাদ্দকৃত অর্থের তুলনায় অর্জিত আর্থিক ও বাস্তব অগ্রগতির চিত্র সারণী-৯ ও ১০ - এ তুলে ধরা হলো :

সারণী-৯ : প্রকল্প ভিত্তিক আর্থিক অগ্রগতির বিভাজন

(কোটি টাকায়)

বার্ষিক লক্ষ্যমাত্রার তুলনায় অর্জিত আর্থিক অগ্রগতির (%) শ্রেণীবিভাগ	প্রকল্প সংখ্যা	মোট প্রকল্প সংখ্যার শতকরা হার	মোট সংশোধিত বরাদ্দ	মোট সংশোধিত বরাদ্দের %	মন্তব্য
(১)	(২)	(৩)	(৪)	(৫)	(৬)
১০০% ও তদূর্ধ্ব	৬৮৯	৫২%	২৭৪৯৪.০১	৫৩%	প্রশংসনীয়
৯০-৯৯%	৩৩২	২৫%	১৭৯১৩.৩০	৩৪%	সন্তোষজনক
৭৬-৮৯%	৯৩	৭%	৩৫১৬.৪১	৭%	মোটামুটি সন্তোষজনক
৫১-৭৫%	৮০	৬%	১৩০১.৫৮	২%	সন্তোষজনক নয়
২৬-৫০%	৩৪	৩%	১২৯৩.৯৩	২%	
২৫%-তদ্বিন্ম	২৫	২%	৫৪৯.৮৫	১%	হতাশাব্যঞ্জক
০	৭৫	৬%	৮৭.১৮	০.১৭%	
উপ-মোটঃ	১৩২৮	১০০%	৫২১৫৬	৯৯.৬০%	
বিশেষ প্রয়োজনে উন্নয়ন সহায়তা খাতে প্রকল্প সাঃ বাবদ অবরাদ্দকৃত অর্থঃ	--	--	২১০	০.৪০%	
মোটঃ	১৩২৮	১০০%	৫২৩৬৬	১০০%	

সারণী-১০ : প্রকল্প ভিত্তিক বাস্তব অগ্রগতির বিভাজন

(কোটি টাকায়)

বার্ষিক লক্ষ্যমাত্রার তুলনায় অর্জিত বাস্তব অগ্রগতির (%) শ্রেণীবিভাগ	প্রকল্প সংখ্যা	মোট প্রকল্প সংখ্যার শতকরা হার	মোট সংশোধিত বরাদ্দ	মোট সংশোধিত বরাদ্দের %	মন্তব্য
(১)	(২)	(৩)	(৪)	(৫)	(৬)
১০০% ও তদূর্ধ্ব	৬৫৯	৫০%	২৬৮৫৫.৯৮	৫১%	প্রশংসনীয়
৯০-৯৯%	২৭৫	২১%	১৩৭২৯.৬৭	২৬%	সন্তোষজনক
৭৬-৮৯%	১৩৪	১০%	৫৪৩১.১৭	১০%	মোটামুটি সন্তোষজনক
৫১-৭৫%	১০৮	৮%	৪১৮৭.৯০	৮%	সন্তোষজনক নয়
২৬-৫০%	৪৮	৪%	৮৬৮.৩৪	২%	
২৫%-তদ্বিন্ম	২৫	২%	১০০২.৮০	২%	হতাশাব্যঞ্জক
০	৭৯	৬%	৮০.৪০	০%	
মোটঃ	১৩২৮	১০০%	৫২১৫৬	৯৯.৬০%	
বিশেষ প্রয়োজনে উন্নয়ন সহায়তা খাতে প্রকল্প সাঃ বাবদ অবরাদ্দকৃত অর্থঃ	--	--	২১০	০.৪০%	
মোটঃ	১৩২৮	১০০%	৫২৩৬৬	১০০%	

সারণী-৯ ও ১০ এর তথ্য বিশ্লেষণে দেখা যায় যে,

- আলোচ্য অর্থ বছরে ৫৫টি মন্ত্রণালয়/বিভাগের আওতায় বাস্তবায়নাধীন ১৩২৮টি প্রকল্পের মধ্যে ৬৮৯টি প্রকল্পের (মোট প্রকল্পের ৫২%) আর্থিক এবং ৫৫৯টি প্রকল্পের (মোট প্রকল্পের ৫০%) বাস্তব অগ্রগতি প্রশংসনীয় (১০০% বা তদূর্ধ্ব);
- ৩৩২টি প্রকল্পের (মোট প্রকল্পের ২৫%) আর্থিক এবং ২৭৪টি প্রকল্পের (মোট প্রকল্পের ২১%) বাস্তব অগ্রগতি সন্তোষজনক;
- ৯৩টি প্রকল্পের (মোট প্রকল্পের ৭%) আর্থিক এবং ১৩৪টি প্রকল্পের (মোট প্রকল্পের ১০%) বাস্তব অগ্রগতি মোটামুটি সন্তোষজনক;

- ৮০টি প্রকল্পের (মোট প্রকল্পের ৬%) আর্থিক এবং ১০৮টি প্রকল্পের (মোট প্রকল্পের ৮%) বাস্তব অগ্রগতি সন্তোষজনক নয়;
- ৫৯টি প্রকল্পে (মোট প্রকল্পের ৪%) সারা বছরে তেমন কোন ব্যয় এবং ৭৩টি প্রকল্পে (মোট প্রকল্পের ৬%) সারা বছরে তেমন কোন কাজ হয়নি; এবং
- ২০১২-১৩ অর্থ বছরে এডিপিতে অন্তর্ভুক্ত প্রকল্পগুলির আর্থিক অগ্রগতি বিশ্লেষণে দেখা যায় যে, ৭৫টি প্রকল্পে সারা বছরে কোন অর্থ ব্যয় হয় নাই। এ সকল শূন্য আর্থিক অগ্রগতি সম্পন্ন প্রকল্পে সংশোধিত এডিপিতে মোট বরাদ্দের পরিমাণ ছিল ৮৮.১৮ কোটি টাকা (প্রকল্প সাহায্য ৩৯.০২ কোটি, স্থানীয় মূদ্রা ৪৮.১৬ কোটি এবং টাকা অবমুক্তি ১.৬৪ কোটি টাকা) যা সার্বিক সংশোধিত এডিপি বরাদ্দের ০.১৭%। প্রকল্পগুলির শূন্য অগ্রগতির কারণসমূহের মধ্যে নতুনভাবে অন্তর্ভুক্ত প্রকল্পের দরপত্র আহবানে বিলম্ব, দরপত্র রেসপন্ডিভ না হওয়া, প্রকল্পের ঋণ না পাওয়া, অর্থ ছাড় না হওয়া বা দেরীতে অর্থ ছাড় হওয়া, ভূমি অধিগ্রহণ না হওয়া, মামলাজনিত সমস্যা, ডিপিপি সংশোধন, আরডিপিপি অনুমোদনে বিলম্ব হওয়া, দাতা সংস্থার সাথে চুক্তি সম্পাদনে বিলম্ব, নামমাত্র বরাদ্দ, ইত্যাদি উল্লেখযোগ্য। এ প্রকল্পগুলির বিশ্লেষণে প্রতীয়মান হয় যে, এডিপিতে সকল প্রকল্প বাস্তবায়নে মন্ত্রণালয়/বিভাগসমূহ কর্তৃক ইঙ্গিত গুরুত্ব প্রদান করা হয় না।
- অপরদিকে, এ অর্থ বছরে শূন্য বাস্তব অগ্রগতি সম্পন্ন প্রকল্পের সংখ্যা ৭৯টি। এ প্রকল্পগুলির মোট বরাদ্দ ৮০.৪০ কোটি টাকা (স্থানীয় মূদ্রা ৪২.০৬ কোটি টাকা) এবং মোট .৫৫ কোটি টাকা (স্থানীয় মূদ্রা ব্যয় .৩৫ কোটি টাকা) ব্যয় হলেও কোন ভৌত কাজ সম্পন্ন হয় নাই।
- শূন্য আর্থিক অগ্রগতি সম্পন্ন ৭৫টি প্রকল্পের তালিকা সংযোজনী-'চ' তে এবং শূন্য বাস্তব অগ্রগতি সম্পন্ন ৭৯টি প্রকল্পের তালিকা সংযোজনী-'ছ' তে দেয়া হয়েছে। মন্ত্রণালয়/বিভাগ ভিত্তিক সংশোধিত এডিপিতে অন্তর্ভুক্ত ১৩২৮টি প্রকল্পের বরাদ্দ, অবমুক্তি ও ব্যয়ের বিস্তারিত বিবরণ প্রতিবেদনের সংযোজনী-'ঙ'-তে দেয়া হয়েছে।

১০। এডিপিভুক্ত প্রকল্পের প্রাক্কলিত ব্যয়ের বিপরীতে ক্রমপুঞ্জিত আর্থিক অগ্রগতিঃ

২০১২-১৩ অর্থ বছরের এডিপিভুক্ত প্রকল্পসমূহের সর্বমোট প্রাক্কলিত ব্যয়ের বিপরীতে ক্রমপুঞ্জিত আর্থিক অগ্রগতি নীচের সারণী-১১ এ দেখানো হলোঃ

সারণী-১১ : প্রকল্পের প্রাক্কলিত ব্যয়ের বিপরীতে ক্রমপুঞ্জিত আর্থিক অগ্রগতির বিভাজন

প্রকল্পের প্রাক্কলিত ব্যয়ের বিপরীতে ক্রমপুঞ্জিত ব্যয়ের শতকরা হার	প্রকল্প সংখ্যা		
	মোট (মোট প্রকল্প সংখ্যার %)	সমাপ্ত ঘোষিত	বাস্তবায়নামীন/ মেয়াদ বৃদ্ধিকৃত
(১)	(২)	(৩)	(৪)
১০০% ও তদূর্ধ্ব	৮৭ (৭%)	৫৭	৩০
৯০-৯৯%	১৪৬ (১১%)	৮৪	৬২
৭৬-৮৯%	১৩০ (১০%)	২৯	১০১
৫১-৭৫%	২৫০ (১৯%)	২৪	২২৬
২৬-৫০%	২৪৮ (১৯%)	১	২৪৭
১%-২৫%	৪২৮ (৩২%)	৭	৪২১
০	৩৯ (৩%)	৪	৩৫
মোটঃ	১৩২৮ (১০০%)	২০৬	১১২২

সারণী-১১ এর তথ্য বিশ্লেষণে দেখা যায় যে,

- ৮৭টি প্রকল্পের (মোট প্রকল্পের ৭%) প্রাক্কলিত ব্যয়ের সম্পূর্ণ অংশ বা তদূর্ধ্ব ব্যয় হয়েছে;
- ১০০% বা তদূর্ধ্ব আর্থিক অগ্রগতি সম্পন্ন ৮৭টি প্রকল্পের মধ্যে ২০১২-১৩ অর্থ বছরে মাত্র ৫৭টি প্রকল্প সমাপ্ত ঘোষণা করা হয়, অবশিষ্ট ৩০টি প্রকল্প সংশোধন করে মেয়াদ বৃদ্ধি করা হয়েছে;
- ৯০-৯৯% আর্থিক অগ্রগতি সম্পন্ন ১৪৬টি প্রকল্পের (মোট প্রকল্পের ১১%) মধ্যে ২০১২-১৩ অর্থ বছরে মাত্র ৮৪টি প্রকল্প সমাপ্ত ঘোষণা করা হয়, অবশিষ্ট ৬২টি প্রকল্প সংশোধন করে মেয়াদ বৃদ্ধি করা হয়েছে;
- ৭৬-৮৯% আর্থিক অগ্রগতি সম্পন্ন ১৩০টি প্রকল্পের (মোট প্রকল্পের ১০%) মধ্যে ২০১২-১৩ অর্থ বছরে মাত্র ২৯টি প্রকল্প সমাপ্ত ঘোষণা করা হয়, অবশিষ্ট ১০১টি প্রকল্প সংশোধন করে মেয়াদ বৃদ্ধি করা হয়েছে;
- ৫১-৭৫% আর্থিক অগ্রগতি সম্পন্ন ২৫০টি প্রকল্পের (মোট প্রকল্পের ১৯%) মধ্যে ২০১২-১৩ অর্থ বছরে মাত্র ২৪টি প্রকল্প সমাপ্ত ঘোষণা করা হয়, অবশিষ্ট ২২৬টি প্রকল্প সংশোধন করে মেয়াদ বৃদ্ধি করা হয়েছে;
- প্রাক্কলিত ব্যয়ের সর্বোচ্চ ৫০% পর্যন্ত ব্যয় করে ১টি প্রকল্পকে সমাপ্ত ঘোষণা করা হয়েছে;
- মোট প্রকল্পের ৩% অর্থাৎ ৩৯টি প্রকল্পের ক্রমপুঞ্জিত আর্থিক অগ্রগতি শূন্য।

১১। সমাপ্ত প্রকল্প :

১১.১ সমাপ্ত ঘোষিত প্রকল্পসমূহের বাস্তবায়ন অগ্রগতি :

২০১২-১৩ অর্থ বছরে মন্ত্রণালয়/বিভাগ থেকে প্রাপ্ত বাস্তবায়ন অগ্রগতির তথ্য পর্যালোচনা করলে দেখা যায় যে, মূল এডিপিভুক্ত ১১৪১টি প্রকল্পের মধ্যে ৩২৪টি প্রকল্প (মোট প্রকল্পের ২৮%) জুন ২০১৩ এর মধ্যে সমাপ্তির জন্য নির্ধারিত ছিল। এ প্রকল্পগুলির মধ্যে ১২৭টি প্রকল্প সমাপ্ত ঘোষণা করা হয়েছে। অবশিষ্ট ১৯৭টি প্রকল্পকে সমাপ্ত ঘোষণা না করে মেয়াদ বৃদ্ধি করা হয়েছে। অপরদিকে, আলোচ্য বছরে সমাপ্তির জন্য নির্ধারিত ছিল না, এমন ৭৯টি প্রকল্পকে মন্ত্রণালয়/বিভাগ কর্তৃক সমাপ্ত ঘোষণা করা হয়েছে। এতে মোট সমাপ্ত প্রকল্পের সংখ্যা দাঁড়ায় ২০৬টি। তন্মধ্যে কিছু কাজ অসমাপ্ত থাকা সত্ত্বেও ১৪৯টি প্রকল্প সমাপ্ত ঘোষণা করা হয়েছে। এ সংক্রান্ত তথ্য নিম্নের সারণী-১২ এ তুলে ধরা হলো, যার বিস্তারিত বিবরণ সংযোজনী-‘জ’ তে দেখা যেতে পারে।

সারণী-১২ : ২০১২-১৩ অর্থ বছরে সমাপ্ত প্রকল্প সংক্রান্ত চিত্র

সমাপ্তির জন্য নির্ধারিত প্রকল্প সংখ্যা	নির্ধারিত ৩২৪টি'র মধ্যে জুন '১৩ পর্যন্ত সমাপ্ত প্রকল্প সংখ্যা	লক্ষ্যমাত্রা বহির্ভূত সমাপ্ত প্রকল্প সংখ্যা	মোট সমাপ্ত প্রকল্প সংখ্যা	১০০% কাজ সম্পন্ন হয়েছে এমন প্রকল্প সংখ্যা	কিছু কাজ অসমাপ্ত থাকা সত্ত্বেও সমাপ্ত ঘোষিত প্রকল্প সংখ্যা
(১)	(২)	(৩)	(৪)	(৫)	(৬)
৩২৪	১২৭	৭৯	২০৬	৫৭	১৪৯

সারণী-১২ হতে দেখা যায় যে, বাস্তবায়নকারী সংস্থা তথা মন্ত্রণালয়/বিভাগ কর্তৃক প্রকল্প সমাপ্তির যে প্রক্ষেপণ করা হয় তা অধিকাংশ ক্ষেত্রে অর্জিত হয় না। তাছাড়া, অধিকাংশ ক্ষেত্রে বেশ কিছু কাজ অসমাপ্ত রেখে প্রকল্প সমাপ্ত ঘোষণা করা হয়। এতে প্রকল্পের পরিকল্পিত উদ্দেশ্যাবলী সম্পূর্ণভাবে অর্জিত হয় না।

১১.২ সমাপ্ত প্রকল্পের বাস্তবায়নকাল ও ব্যয় বিশ্লেষণঃ

২০১২-১৩ অর্থ বছরে সমাপ্ত ২০৬টি প্রকল্পের মূল ও প্রকৃত বাস্তবায়নকাল এবং অনুমোদিত ও প্রকৃত ব্যয়ের চিত্র সারণী-১৩ এ উপস্থাপন করা হলো :

সারণী-১৩ : ২০১২-১৩ অর্থ বছরে সমাপ্ত প্রকল্পসমূহের বাস্তবায়নকাল এবং ব্যয়ের চিত্র

(কোটি টাকায়)

২০১২-১৩ অর্থ বছরে সমাপ্ত প্রকল্প সংখ্যা	নির্ধারিত সময় ও ব্যয়ে সমাপ্ত প্রকল্প সংখ্যা (মোট সমাপ্ত প্রকল্প সংখ্যার %)	শুধু প্রকল্প ব্যয় বৃদ্ধি পেয়েছে এমন প্রকল্প সংখ্যা (মোট সমাপ্ত প্রকল্প সংখ্যার %)	শুধু বাস্তবায়ন- কালের অতিক্রান্তি ঘটেছে এমন প্রকল্প সংখ্যা (মোট সমাপ্ত প্রকল্প সংখ্যার %)	ব্যয় ও বাস্তবায়নকাল উভয়ই বৃদ্ধি পেয়েছে এমন প্রকল্প সংখ্যা (মোট সমাপ্ত প্রকল্প সংখ্যার %)	সমাপ্ত প্রকল্পের গড় বাস্তবায়ন কাল বৃদ্ধি	সমাপ্ত প্রকল্পের গড় ব্যয় বৃদ্ধি
					বছর (বৃদ্ধির %)	ব্যয় (বৃদ্ধির %)
(১)	(২)	(৩)	(৪)	(৫)	(৬)	(৭)
২০৬	৪৭ (২৩%)	১৪ (৭%)	৯০ (৪৩%)	৫৫ (২৭%)	২.৩৯ (৮২%)	৩৫.৪৬ (৩৩%)

সারণী-১৩ এর তথ্য বিশ্লেষণে দেখা যায় যে,

- ২০৬টি প্রকল্পের মধ্যে বাস্তবায়নকাল বৃদ্ধি পেয়েছে, এমন প্রকল্পের মোট সংখ্যা ১৪৫টি এবং ব্যয় বৃদ্ধি পেয়েছে, এমন প্রকল্পের মোট সংখ্যা ৬৯টি;
- ১৪৫টি সমাপ্ত প্রকল্পের মূল পরিকল্পিত গড় বাস্তবায়নকাল ছিল ২.৯৩ বছর। এর বিপরীতে প্রকৃত গড় বাস্তবায়নকাল দাঁড়িয়েছে ৫.৩২ বছর। অর্থাৎ প্রত্যেক প্রকল্পের গড় প্রকৃত বাস্তবায়নকাল গড় পরিকল্পিত বাস্তবায়নকাল থেকে ২.৩৯ বছর (৮২%) বৃদ্ধি পেয়েছে ;
- ৬৯টি সমাপ্ত প্রকল্পের মূল গড় প্রাক্কলিত ব্যয় ছিল ১০৬.১৭ কোটি টাকা। এর বিপরীতে গড় প্রকৃত ব্যয় হয়েছে ১৪১.৬৩ কোটি টাকা। অর্থাৎ প্রত্যেক প্রকল্পের গড় প্রকৃত ব্যয় গড় পরিকল্পিত ব্যয় থেকে ৩৫.৪৬ কোটি টাকা (৩৩.৪০%) বৃদ্ধি পেয়েছে।

১২। প্রকল্প অনুমোদন পর্যায়ঃ

২০১২-১৩ অর্থ বছরসহ গত চার বছরের এডিপিভুক্ত অননুমোদিত প্রকল্পের অনুমোদন অগ্রগতির একটি তুলনামূলক চিত্র সারণী-১৪ তে দেয়া হলো।

সারণী-১৪ : ২০১২-১৩ অর্থ বছরসহ গত চার বছরের প্রকল্পের অনুমোদন পর্যায়

অর্থ বছর	সংশোধিত এডিপি'তে অন্তর্ভুক্ত প্রকল্প সংখ্যা	এডিপিতে অন্তর্ভুক্তির সময় অননুমোদিত প্রকল্প সংখ্যা (মোট প্রকল্প সংখ্যার %)	বছর ভিত্তিক অনুমোদিত হয়েছে এমন প্রকল্প সংখ্যা
(১)	(২)	(৩)	(৪)
২০১২-১৩	১৩২৮	৭২০ (৫৪%)	২০৬
২০১১-১২	১৩৪০	৭০২ (৫২%)	১৮৫
২০১০-১১	১১৯২	৮০০ (৬৭%)	২৩৬
২০০৯-১০	১০৯০	৪৬৩ (৪২%)	২২৪
২০০৮-০৯	১০৪০	১৪৪ (১৪%)	২০০

সারণী-১৪ হতে দেখা যায় যে, ২০১২-১৩ অর্থ বছরে ৭২০টি অননুমোদিত প্রকল্পের বিপরীতে ২০৬টি প্রকল্প অনুমোদিত হয়েছে, যা বিগত অর্থ বছর থেকে ২১টি বেশী।

১৩। সরকারি ক্রয় সংক্রান্ত সংস্কারমূলক কার্যাবলীঃ

Public Procurement Regulation, 2003 এর বাস্তব প্রয়োগযোগ্যতার অনুসরণে পাবলিক প্রকিউরমেন্ট আইন, ২০০৬ এবং পাবলিক প্রকিউরমেন্ট বিধিমালা-২০০৮, ৩১ জানুয়ারী ২০০৮ থেকে কার্যকর করা হয়। উক্ত আইন ও বিধিমালাকে অধিকতর ব্যবহারযোগ্যী করার জন্য গত ১২/১১/২০০৯ ও ১৮/০৭/২০১০ তারিখে ক্রয় আইনে এবং গত ১২/০৮/২০০৯ ও ২৯/০৩/২০১১ তারিখে ক্রয় বিধিমালার কতিপয় সংশোধনী গেজেট আকারে জারি করা হয়েছে। সরকারি ক্রয়ে স্বচ্ছতা, জবাবদিহিতা ও অবাধ প্রতিযোগিতা নিশ্চিত করার লক্ষ্যে পাবলিক প্রকিউরমেন্ট রিফর্ম প্রজেক্ট-২ (দ্বিতীয় সংশোধন)-শীর্ষক ০৪টি Component এর মাধ্যমে প্রকল্পের সরকারি ক্রয় সংক্রান্ত নিম্নোক্ত সংস্কারমূলক কার্যাবলী বাস্তবায়িত হচ্ছে।

উল্লেখযোগ্য কার্যাবলীঃ-

- (১) দেশে e-Tendering চালুর লক্ষ্যে বহুল প্রত্যাশিত National Electronic Government (e-GP) Procurement web portal মাননীয় প্রধানমন্ত্রী গত ২ জুন, ২০১১ তারিখে শুভ উদ্বোধন করেন। প্রাথমিক পর্যায়ে চারটি সরকারি সংস্থাঃ স্থানীয় সরকার প্রকৌশল অধিদপ্তর, সড়ক ও জনপথ অধিদপ্তর, বাংলাদেশ পানি উন্নয়ন বোর্ড এবং বাংলাদেশ পল্লী বিদ্যুতায়ন বোর্ডের দপ্তরে সরকারি ক্রয়ে পাইলট ভিত্তিতে ই-জিপি ব্যবস্থা প্রবর্তন করা হলেও বর্তমানে ৯টি মন্ত্রণালয়, ০৮টি বিভাগ এবং ২৮টি সংস্থার (সেতু কর্তৃপক্ষ, বিবিএস, বিপিসি, বিপিডিপি, বিডব্লিউডিবি, ডিপিএইচই, ডেসকো, ডিপিডিসি, আইএমইডি, ডিসিসি দক্ষিণ, ঢাকা ওয়াসা, প্রাথমিক শিক্ষা অধিদপ্তর, জিটিসিএল, এলজিইডি, পিজিসিবি, পিডব্লিউডি, রাজউক, আরএইচডি, আরইবি) ৯২৯টি সরকারি কার্যালয়ে ই-জিপি পোর্টালের (www.eprocure.gov.bd) মাধ্যমে ই-টেন্ডারিং কার্যক্রম চলছে। অদ্যাবধি, ৮,১৩০ জন জাতীয় ঠিকাদার, ২৪ জন ব্যক্তিপরামর্শক এবং ৩ জন আন্তর্জাতিক ঠিকাদারসহ মোট ৮১৫৭ জন দরদাতা ই-জিপি সিস্টেমে নিবন্ধিত হয়েছে।
- (২) সিপিটিইউ এবং ৪টি সংস্থায় (সড়ক ও জনপথ অধিদপ্তর, স্থানীয় সরকার প্রকৌশল অধিদপ্তর, বাংলাদেশ পানি উন্নয়ন বোর্ড এবং পল্লী বিদ্যুতায়ন বোর্ড) Help desk স্থাপন করা হয়েছে। Help desk থেকে e-GP ব্যবহারকারীদের সহায়তা প্রদান করা হচ্ছে।
- (৩) পাবলিক প্রকিউরমেন্ট আইন-২০০৬ এবং পাবলিক প্রকিউরমেন্ট বিধিমালা-২০০৮ এর উপর Engineering Staff College (ESCB) তে ২০১৩ সালের জুন পর্যন্ত ২০০০ জনকে লক্ষ্যমাত্রা নিয়ে প্রশিক্ষণ কার্যক্রম শুরু হয়েছিল এবং ৮০টি ব্যাচে ২১৭৪ জনের প্রশিক্ষণ প্রদানের মধ্য দিয়ে ESCB তে পিপিআরপি-২ প্রকল্পের প্রশিক্ষণ সমাপ্ত হয়েছে। এছাড়া ২০১৩ সালের জুন পর্যন্ত ৭০০ জনকে লক্ষ্যমাত্রা নিয়ে Bangladesh Institute of Management (BIM) এ প্রশিক্ষণ শুরু হয়েছিল এবং ২৯টি ব্যাচে ৭৭৬ জনকে প্রশিক্ষণ প্রদানের মধ্যে দিয়ে Bangladesh Institute of Management (BIM) এ পিপিআরপি-২ (সংশোধিত-১) প্রকল্পের প্রশিক্ষণ সমাপ্ত হয়েছে। উল্লেখ্য যে, উভয় প্রতিষ্ঠানেই লক্ষ্য মাত্রার চেয়ে বেশি প্রার্থীকে প্রশিক্ষণ প্রদান করা হয়েছে।

১৪। চলতি প্রকল্পের পরিদর্শন ও সমাপ্ত প্রকল্পের মূল্যায়ন প্রতিবেদন :

১৪.১ ২০১২-১৩ অর্থ বছরে মোট ৯৩৬টি প্রকল্প পরিদর্শন করা হয়। পরিদর্শনের লক্ষ্যমাত্রা ছিল ১২০১টি। এর মধ্যে আলোচ্য বছরে পরিদর্শন করা হয়েছে ১১৭৮টি (লক্ষ্যমাত্রার ৯৮%)। এ সকল পরিদর্শনের ওপর ভিত্তি করে সর্বমোট ৮৫৯টি প্রতিবেদন প্রণয়ন পূর্বক সংশ্লিষ্ট সকলের নিকট প্রেরণ করা হয়েছে।

১৪.২ প্রত্যেক অর্থ বছরে সমাপ্ত ঘোষিত সকল প্রকল্পের মূল্যায়ন কাজ সম্পন্ন করা বাস্তবায়ন পরিবীক্ষণ ও মূল্যায়ন বিভাগের অন্যতম দায়িত্ব। এ সকল প্রকল্প বাস্তবায়নে যে সব সমস্যা চিহ্নিত করা হয়েছে সেগুলোর বিস্তারিত বিবরণসহ বাস্তবায়নকালীন সমস্যাবলী দূরীকরণ ও বাস্তবায়নোত্তর সমস্যাবলীর পুনরাবৃত্তি রোধে সম্ভাব্য করণীয় সম্পর্কে সুপারিশ সংবলিত প্রতিবেদন প্রণয়ন করে উদ্যোগী মন্ত্রণালয়/বিভাগসহ সংশ্লিষ্ট সকলের নিকট প্রয়োজনীয় ব্যবস্থা গ্রহণের জন্য প্রেরণ করা হয়। ২০১২-১৩ অর্থ বছরে সমাপ্ত ঘোষিত ২০৬টি প্রকল্পের পরিদর্শন ও মূল্যায়ন কাজ বর্তমানে চলমান আছে। সময়মত প্রকল্প সমাপ্তি প্রতিবেদন (পিসিআর) না পাওয়ায় এবং আইএমইডি'র সাংগঠনিক কাঠামো অনুযায়ী কর্মকর্তা না থাকায় পরিদর্শন ও মূল্যায়ন কাজ সম্পাদন ব্যতীত হচ্ছে।

১৫। সমাপ্ত প্রকল্পের প্রভাব মূল্যায়ন (Impact Evaluation) :

বাস্তবায়ন পরিবীক্ষণ ও মূল্যায়ন বিভাগ এর মূল্যায়ন সেক্টর থেকে বিভিন্ন মন্ত্রণালয় কর্তৃক সমাপ্ত উন্নয়ন প্রকল্প সমূহের মধ্যে গুরুত্বপূর্ণ নির্বাচিত প্রকল্পসমূহের প্রভাব মূল্যায়ন কাজ পরিচালিত হয়ে থাকে। প্রভাব মূল্যায়ন একটি গবেষণামূলক কাজ বিধায় এ কাজ যথেষ্ট সময় ও ব্যয় সাপেক্ষ। ২০১২-২০১৩ অর্থ বছরে প্রভাব মূল্যায়ন কাজ পরিচালনার জন্য বিভিন্ন মন্ত্রণালয়/বিভাগের ২২টি উন্নয়ন প্রকল্প বাছাই করা হয়, যার মধ্যে আউট সোসিং এর মাধ্যমে ৮টি এবং নিজস্ব জনবল দ্বারা ১৪টি প্রকল্প। ২০১২-২০১৩ অর্থ বছরে নির্ধারিত যে ২২টি প্রকল্পের মূল্যায়ন করা হয়েছে, তা সংযোজনী'-ব' এর 'খ' ও 'ক' -তে দেয়া আছে। উপরোক্ত প্রকল্পের মূল্যায়ন কাজ শেষ করে চূড়ান্ত প্রতিবেদনগুলো সংশ্লিষ্ট কর্তৃপক্ষের নিকট প্রেরণ করা হয়েছে। প্রভাব মূল্যায়ন প্রতিবেদনগুলোতে সমাপ্ত প্রকল্পের সফল এবং দুর্বল দিকগুলো চিহ্নিত করা হয়েছে। পাশাপাশি ভবিষ্যতে প্রকল্পের সফল বাস্তবায়ন, বাস্তবায়িত প্রকল্প থেকে অর্জিত ফলাফল টেকসইকরণ এবং এতদ্বিষয়ে উদ্ভূত সমস্যা নিরসনে সুপারিশ প্রদান করা হয়েছে।

১৬। 'আউট-সোর্সিং' এর মাধ্যমে চলতি প্রকল্পের নিবিড় পরিবীক্ষণ :

এডিপিভুক্ত চলতি উন্নয়ন প্রকল্পসমূহের বাস্তবায়নকালীন অগ্রগতি পরিবীক্ষণ ও সমাপ্ত ঘোষিত সকল প্রকল্পের সমাপ্তি উত্তর মূল্যায়ন আইএমইডি'র মূল দায়িত্ববলীর অন্তর্ভুক্ত। তবে প্রকল্পের সংখ্যা ও ব্যাপ্তির তুলনায় আইএমইডি'র বিদ্যমান জনবল অপরিপূর্ণ থাকায় এবং কোন কোন বিশেষায়িত সেবাদানের ক্ষেত্রে কারিগরিভাবে দক্ষ জনবলের অভাবে আইএমইডি থেকে প্রযুক্তিগতভাবে জটিল, গুরুত্বপূর্ণ বৃহদাকার প্রকল্পসমূহের যথার্থ পরিবীক্ষণ সম্ভব হয় না। প্রসংগতঃ এ ধরনের নিবিড় পরিবীক্ষণের কাজে অধিক সময় ব্যয় হয় এবং প্রকল্পের মাঠ পর্যায়ের অগ্রগতির প্রকৃত তথ্য সংগ্রহ, বিন্যাস ও বিশ্লেষণপূর্বক গ্রহণযোগ্য এবং বিস্তারিত প্রতিবেদন

প্রণয়নের প্রয়োজন হয়। এ পরিপ্রেক্ষিতে আর্থিক ও বাস্তব অগ্রগতির সার্বিক অবস্থা, জাতীয়ভাবে প্রকল্পের গুরুত্ব এবং কারিগরি দিক ইত্যাদি বিষয় বিবেচনায় এনে ২০১২-১৩ অর্থ বছরে আউট-সোর্সিং-এর মাধ্যমে রাজস্ব বাজেটের আওতায় আইএমইডি কর্তৃক এ ধরনের নিবিড় পরিবীক্ষণের জন্য ৭টি প্রকল্পে ফার্ম/ব্যক্তি পরামর্শক নিয়োগ করা হয়, যা সংযোজনী-'ঝ'-তে দেয়া হলো।

১৭। বার্ষিক উন্নয়ন কর্মসূচী বাস্তবায়নের ক্ষেত্রে পরিলক্ষিত সমস্যাবলী :

উন্নয়ন প্রকল্পের বাস্তবায়ন পরিবীক্ষণের দীর্ঘদিনের অভিজ্ঞতা থেকে বাস্তবায়ন পরিবীক্ষণ ও মূল্যায়ন বিভাগ প্রকল্প বাস্তবায়নে দীর্ঘসূত্রতা ও প্রাক্কলিত ব্যয় অতিক্রান্তিসহ বিভিন্ন সমস্যা চিহ্নিত করেছে। ২০১২-১৩ অর্থ বছরে এডিপি বাস্তবায়নে মন্ত্রণালয়/বিভাগ ভিত্তিক কতিপয় গুরুত্বপূর্ণ চিহ্নিত সমস্যা সমাধানের সুপারিশসহ নিম্নে উপস্থাপন করা হলোঃ

১. প্রকল্প প্রণয়ন ও অনুমোদন পর্যায়ঃ

ক্র: নং	সমস্যা	সুপারিশ
১.১	প্রকল্পের Logical Framework যথাযথভাবে প্রণয়ন না করার কারণে বিনিয়োগের ফলাফল মূল্যায়ন করা যায় না এবং বাস্তবায়নকালীন সুষ্ঠু মনিটরিং করাও সম্ভব হয় না।	প্রকল্পের Logical Framework যথাযথভাবে প্রণয়ন করত: প্রকল্প দলিলে সংযুক্ত করতে হবে এবং প্রকল্প অনুমোদনকালে অনুমোদনকারী কর্তৃপক্ষ কর্তৃক বিষয়টি নিশ্চিত করা আবশ্যিক।
১.২	প্রয়োজনীয় সম্ভাব্যতা (Feasibility study) সমীক্ষা ব্যতিত জিওবি খাতের অনেক প্রকল্প গ্রহণ করা হয়। প্রকল্প দলিলে অংগভিত্তিক ব্যয় প্রাক্কলন/কর্মপরিকল্পনা থাকেনা। ফলস্বরূপ প্রকল্প বাস্তবায়নকালীন সময় ও ব্যয় অতিক্রান্তি (Time & cost over-run) ঘটে।	যথাযথ সম্ভাব্যতা সমীক্ষার মাধ্যমে প্রকল্প গ্রহণ করার বিষয়ে মাননীয় প্রধানমন্ত্রীর নির্দেশনা রয়েছে। প্রয়োজনানুগ সম্ভাব্যতা সমীক্ষা পরিচালনার স্বার্থে অর্থ বরাদ্দের খাত, দায়িত্বপ্রাপ্ত সংস্থার নাম উল্লেখসহ একটি সম্ভাব্যতা সমীক্ষার রূপরেখা (Guide Line) পরিকল্পনা কমিশন কর্তৃক করে দেয়া যেতে পারে।
১.৩	মন্ত্রণালয়/বিভাগ কর্তৃক প্রস্তাবিত প্রকল্পের বেশীর ভাগ প্রকল্পে এডিপির লক্ষ্যমাত্রা অনুযায়ী বরাদ্দ এমটিবিএফ-এ থাকে না। ১ কোটি টাকার স্থলে বরাদ্দ পায় মাত্র ১০ লক্ষ টাকা এজন্য প্রায় ক্ষেত্রে বাস্তবায়নকালীন সময় ক্ষেপণ হয়।	মন্ত্রণালয় কর্তৃক যথাযথ যাচাই/বাছাই সাপেক্ষে এমটিবিএফ-এর সীমাবদ্ধতা বিবেচনায় রেখে প্রয়োজনীয় সংখ্যক অত্যাৱশ্যকীয় প্রকল্প অনুমোদনের জন্য প্রেরণ করতে হবে।
১.৪	বিভিন্ন স্বায়ত্বশাসিত প্রতিষ্ঠান/সংস্থা কর্তৃক নিজস্ব অর্থে বাস্তবায়নের জন্য গৃহীত প্রকল্পের ক্ষেত্রে প্রকল্প প্রণয়ন, বৎসরভিত্তিক বরাদ্দ নির্ধারণ, অর্থ অবমুক্তি প্রভৃতি ক্ষেত্রে বিদ্যমান নির্দেশনা/নীতি যথাযথভাবে অনুসরণ করা হয়না, এ সকল প্রকল্পের বাস্তবায়ন পরিবীক্ষণও মন্ত্রণালয়/বিভাগ পর্যায়ে যথাযথভাবে করা হয়না। প্রয়োজনীয় জনবল ও সামর্থের অভাবে কেন্দ্রীয়ভাবে আইএমইডি'র পক্ষেও এ সকল প্রকল্পের বাস্তবায়ন পরিবীক্ষণ সম্ভব হচ্ছেনা। ফলে নিজস্ব অর্থে বাস্তবায়নের জন্য গৃহীত প্রকল্পগুলোর বাস্তবায়ন	বিভিন্ন স্বায়ত্বশাসিত প্রতিষ্ঠান/সংস্থা কর্তৃক নিজস্ব অর্থে বাস্তবায়নের জন্য গৃহীত প্রকল্পের ক্ষেত্রে প্রকল্প প্রণয়ন, বৎসরভিত্তিক বরাদ্দ নির্ধারণ, অর্থ অবমুক্তি প্রভৃতি ক্ষেত্রে বিদ্যমান নির্দেশনা/নীতি যথাযথভাবে অনুসরণ করা প্রয়োজন। মন্ত্রণালয়/বিভাগ ও সংস্থা পর্যায়ে নিয়মিতভাবে এসকল প্রকল্পের বাস্তবায়ন পরিবীক্ষণ আরো জোরদার করা প্রয়োজন।

	অগ্রগতি তুলনামূলকভাবে অনেক কম।	
১.৫	মন্ত্রণালয়/বিভাগ পর্যায়ে উন্নয়ন প্রকল্প যথাযথভাবে প্রণয়ন, অনুমোদন প্রক্রিয়াকরণ, বাস্তবায়ন সংক্রান্ত কার্যাবলী যথাযথভাবে সম্পাদন, বাস্তবায়ন পরিবীক্ষণ ও কার্যকর সিদ্ধান্ত গ্রহণ তথা সার্বিক উন্নয়ন পরিকল্পনার ক্ষেত্রে সক্ষমতা বৃদ্ধির লক্ষ্যে সকল বৃহৎ ও গুরুত্বপূর্ণ মন্ত্রণালয়/বিভাগসমূহে ন্যূনতম একজন যুগ্মপ্রধানের পদ সৃজন সহ সময়ে সময়ে সরকারের সর্বোচ্চ পর্যায়ে গৃহীত সিদ্ধান্তসমূহ অধিকাংশই এখনও বাস্তবায়িত হয়নি। এতে সার্বিক উন্নয়ন পরিকল্পনা ও প্রকল্প প্রণয়ন, প্রক্রিয়াকরণ ও বাস্তবায়নে বেশ কিছু ক্ষেত্রে মন্ত্রণালয়/বিভাগ পর্যায়ে যথেষ্ট সক্ষমতার অভাব পরিলক্ষিত হয়।	উন্নয়ন পরিকল্পনা ও প্রকল্প প্রণয়ন, প্রক্রিয়াকরণ এবং বাস্তবায়নের ক্ষেত্রে কাঙ্ক্ষিত সক্ষমতা অর্জনের লক্ষ্যে যে সকল বৃহৎ ও গুরুত্বপূর্ণ মন্ত্রণালয়/বিভাগে যুগ্ম-প্রধানের পদসহ প্রয়োজনীয় জনবলের পদ এখনও সৃজন করা হয়নি সে সকল পদ সৃজন ও জনবল পদায়ন করা আবশ্যিক। এছাড়া উন্নয়ন প্রকল্পের সুষ্ঠু বাস্তবায়নের লক্ষ্যে সময়ে সময়ে সরকারের উচ্চ পর্যায়ে গৃহীত সিদ্ধান্তসমূহের যথাযথ বাস্তবায়ন নিশ্চিত করা প্রয়োজন।

২. প্রকল্প বাস্তবায়ন পর্যায়েঃ

	সমস্যাঃ	সুপারিশ
২.১	ভূমি অধিগ্রহণের বিষয়গুলো খুব অসতর্কতার সাথে করা হয়। এর ফলে অনেক মামলা মোকদ্দমার উদ্ভব হয়। ভূমি অধিগ্রহণে পদ্ধতিগত দীর্ঘসূত্রতা এবং উপযুক্ত ক্ষতিপূরণ না পাওয়ার বিষয়টিও বিলম্বের অন্যতম কারণ হিসাবে চিহ্নিত। প্রয়োজনের অতিরিক্ত জমি সংগ্রহের প্রবণতা, আবাদি জমি অধিগ্রহণ করে অধিক ব্যয়ে তা উন্নয়ন করার প্রবণতা লক্ষ্য করা যায়।	জেলা প্রশাসনের সংশ্লিষ্ট কর্মকর্তা/কর্মচারী ভূমি অধিগ্রহণের বিষয়গুলো অধিকতর সতর্কতার সাথে পরিচালনা করতে পারে। ভূমি অধিগ্রহণজনিত ক্ষতিপূরণ বৃদ্ধির একটি রূপরেখা ভূমি মন্ত্রণালয় কর্তৃক প্রণয়ন করা যেতে পারে। এছাড়া, ভূমি ব্যবহার হ্রাসের লক্ষ্যে উর্দ্ধমুখী সম্প্রসারণ নীতি গ্রহণ ও বাস্তবায়ন করা যেতে পারে।
২.২	বৃহৎ প্রকল্পে পূর্ণকালীন, যোগ্য ও অভিজ্ঞ প্রকল্প পরিচালক নিয়োগ করার বিধান রয়েছে। প্রকল্প পরিচালক নিয়োগের ক্ষেত্রে এ বিধান যথাযথভাবে প্রতিপালিত হয় না। বাস্তবায়ন পর্যায়ে নিয়োজিত প্রকল্প পরিচালকের ক্ষেত্রেও ঘন ঘন বদলী রোধ করা সম্ভব হয়নি। মাননীয় পরিকল্পনা মন্ত্রীর নেতৃত্বে প্রকল্প পরিচালক বদলী/পরিবর্তন সংক্রান্ত একটি উচ্চ পর্যায়ের কমিটি থাকা সত্ত্বেও এ কমিটিকে পাশ কাটিয়ে বিভিন্ন মন্ত্রণালয়/বিভাগ প্রকল্প পরিচালকদের বদলী/পরিবর্তন করা হচ্ছে।	সরকারের প্রচলিত নীতিমালা অনুসরণে প্রকল্প পরিচালক নিয়োগ করা আবশ্যিক। প্রকল্পের ধারণা পর্যায় (Embryonic stage) থেকে প্রকল্প পরিচালক নিয়োগ করার বিধান চালু করা যেতে পারে। প্রচলিত নীতিমালা অনুযায়ী প্রকল্প পরিচালক বদলী এবং একই ব্যক্তিকে একাধিক প্রকল্প পরিচালকের দায়িত্ব প্রদানের বিষয়টি পরিহার করা যেতে পারে।
২.৩	প্রকল্প বাস্তবায়ন মনিটরিং মূল দায়িত্ব মন্ত্রণালয়/বিভাগ/সংস্থার উপর ন্যস্ত। পর্যালোচনায় দেখা যায় যে, প্রকল্পের বাস্তবায়ন অগ্রগতি কর্মপরিকল্পনা অনুযায়ী সম্পাদন না হওয়া এবং কাজের গুণগতমান রক্ষিত না হওয়ার অন্যতম প্রধান কারণ হলো বাস্তবায়ন পর্যায়ে প্রকল্পে কাজে সংশ্লিষ্ট মন্ত্রণালয়/বিভাগ/সংস্থা কর্তৃক নিবিড়ভাবে মনিটরিং ও তদারকির অভাব।	প্রকল্প কাজের গুণগতমান রক্ষার বিষয়ে শুধুমাত্র আইএমইডি'র ওপর নির্ভরশীল না হয়ে প্রতিটি মন্ত্রণালয়/বিভাগ/সংস্থা'র নিজস্ব মনিটরিং কার্যক্রম জোরদার করা আবশ্যিক।
২.৪	উন্নয়ন প্রকল্প বাস্তবায়নের ক্ষেত্রে আইএমইডি কর্তৃক প্রকল্প পরিদর্শন প্রতিবেদন ও প্রকল্প মূল্যায়ন প্রতিবেদন চিহ্নিত সমস্যা ও সুপারিশ অনুযায়ী	উন্নয়ন প্রকল্পের ক্ষেত্রে আইএমইডি কর্তৃক প্রকল্প পরিদর্শন ও মূল্যায়ন প্রতিবেদনে চিহ্নিত সমস্যা ও সুপারিশ অনুযায়ী ব্যবস্থা গ্রহণে মন্ত্রণালয়/

	<p>প্রয়োজনীয় ব্যবস্থা গ্রহণে মন্ত্রণালয়/বিভাগ পর্যায়ে অধিকাংশ ক্ষেত্রে যথাযথ গুরুত্বারোপ করা হয়না। এমনকি অধিকাংশ ক্ষেত্রে প্রতিবেদনের আলোকে গৃহীত ব্যবস্থাও আইএমইডিকে অবহিত করা হয়না। আইএমইডি'র প্রতিবেদনের উপর ব্যবস্থা গ্রহণের ক্ষেত্রে মন্ত্রণালয়/বিভাগগুলোর কোন বাধ্যবাধকতা/দায়বদ্ধতা না থাকায় এরূপ পরিস্থিতির উদ্ভব বলে প্রতীয়মান হয়।</p>	<p>বিভাগসমূহের বাধ্যবাধকতা/ দায়বদ্ধতা থাকা সমীচীন। এজন্য প্রয়োজনে যথাযথ কর্তৃপক্ষের অনুমোদনক্রমে বিধিমালার আওতায় পরিপত্র বা নির্দেশনা জারী করা যেতে পারে।</p>
২.৫	<p>প্রকল্প পরিবীক্ষণ ও মূল্যায়নের ক্ষেত্রে আইএমইডি'র সীমাবদ্ধতাঃ প্রকল্প পরিবীক্ষণ ও মূল্যায়ন কাজের মূল দায়িত্বের পাশাপাশি আইএমইডি'র কর্মকর্তাগণ নিয়মিতভাবে প্রতিদিনই বিভিন্ন সভা যেমন- প্রকল্প/বিশেষ প্রকল্প মূল্যায়ন (PEC), বিভাগীয়/বিশেষ বিভাগীয় মূল্যায়ন (DPEC) এডিপি পর্যালোচনা, প্রকল্প স্টিয়ারিং/বাস্তবায়ন (PSC/PIC), দরপত্র মূল্যায়ন, প্রকল্পের ব্যয় যুক্তিযুক্তকরণ কমিটি ইত্যাদি সভায় যোগদান করতে হয়। এছাড়াও, একনেক/ক্রয় কমিটির জন্য মতামত তৈরী, বৃহৎ/মধ্যবর্তী/ নিবিড়/ইমপ্যাক্ট মূল্যায়নের কাজ আইএমইডি'র কার্যপরিধির অন্তর্ভুক্ত। এ সকল কাজ সুষ্ঠুভাবে সম্পাদনের জন্য জনবল বৃদ্ধির একটি প্রস্তাব জনপ্রশাসন মন্ত্রণালয়ে প্রক্রিয়াধীন আছে।</p>	<p>“স্ট্রেন্গেনিং অব আইএমইডি” প্রকল্পের আওতায় ইতোমধ্যে বেশ কিছু লজিস্টিক সংগ্রহ, প্রশিক্ষণ এবং MIS উন্নয়নের পদক্ষেপ গ্রহণ করা হয়েছে। তবে বর্তমান আইএমইডি'র কার্যপরিধি ও এডিপির আকার বিবেচনায় রেখে নতুন পদের সৃজন, অনুমোদন ও নিয়োগ করা প্রয়োজন। এছাড়াও বর্তমান অনুমোদিত শূন্য পদসমূহে জনবল পদায়ন একান্ত জরুরী।</p>

৩. বাস্তবায়নোত্তর পর্যায়ঃ

	সমস্যাঃ	সুপারিশ
৩.১	<p>এডিপিভুক্ত সমাপ্ত প্রকল্প মূল্যায়ন এ বিভাগের একটি গুরুত্বপূর্ণ কাজ। এডিপিভুক্ত শতকরা ১০০ ভাগ সমাপ্ত প্রকল্পের সমাপ্ত মূল্যায়ন প্রতিবেদন এ বিভাগ কর্তৃক করা হয়ে থাকে। প্রশাসনিক মন্ত্রণালয় থেকে প্রকল্প সমাপ্তির ৩ মাসের মধ্যে এ বিভাগে (আইএমইডি/০৪) ফরম্যাটে প্রকল্প সমাপ্তি প্রতিবেদন (PCR) প্রেরণের নির্দেশনা রয়েছে। ২০১২-১৩ অর্থ বছরে মোট ২০৫টি প্রকল্প সমাপ্ত হয়েছে। তার মধ্যে ২৮/০২/২০১৪ পর্যন্ত মাত্র ১৩৪টি প্রকল্পের PCR পাওয়া গিয়েছে এবং ৭১টির পাওয়া যায়নি। প্রাপ্ত PCR গুলো অধিকাংশ ক্ষেত্রে অসংগতিপূর্ণ/ভুল তথ্য, আংশিক তথ্য/ক্ষেত্র বিশেষে মন্ত্রণালয়, বিভাগের দায়িত্বপ্রাপ্ত কর্মকর্তার স্বাক্ষরবিহীন অবস্থায় সরবরাহ করা হয়েছে।</p>	<p>বার্ষিক উন্নয়ন কর্মসূচীর আওতায় সমাপ্ত প্রকল্পের বস্তুনিষ্ঠ নির্ভুল মূল্যায়ন প্রতিবেদন সঠিক সময়ে প্রণয়নের নিমিত্তে প্রকল্প সমাপ্তির ৩ মাসের মধ্যেই সমাপ্ত প্রকল্পের PCR আইএমইডি'তে প্রেরণের বিষয়টি সংশ্লিষ্ট মন্ত্রণালয়/বিভাগ নিশ্চিত করা আবশ্যিক। এর ব্যতয় হলে দায়ীদের বিরুদ্ধে প্রকল্পের উদ্যোগী মন্ত্রণালয়/বিভাগ কর্তৃক শাস্তিমূলক ব্যবস্থা নেয়া প্রয়োজন।</p>

উপসংহার :

বার্ষিক উন্নয়ন কর্মসূচির আওতায় গৃহীত উন্নয়ন প্রকল্পসমূহের সফল বাস্তবায়ন অনেকাংশেই নির্ভর করে বাস্তবায়নকারী সংস্থা ও উদ্যোগী মন্ত্রণালয়/বিভাগের নিবিড় পরিবীক্ষণের ওপর। নিবিড় পরিবীক্ষণ নিশ্চিত করা গেলে অনুমোদিত ব্যয় ও নির্ধারিত সময়ে প্রকল্পের আওতাভুক্ত অংগসমূহের মানসম্মত ও সুষ্ঠু বাস্তবায়ন অনেকটাই সহজ হয়ে যায়। প্রকল্পের উদ্যোগী মন্ত্রণালয়/বিভাগের পাশাপাশি বাস্তবায়ন পরিবীক্ষণ ও মূল্যায়ন বিভাগ (আইএমইডি) প্রকল্প গ্রহণ হতে শুরু করে বাস্তবায়নোত্তর পর্যায় পর্যন্ত প্রতিটি উন্নয়ন প্রকল্পের পরিবীক্ষণ ও মূল্যায়ন করে থাকে। এ প্রক্রিয়ায় ‘আইএমইডি’ মাঠ পর্যায়ের পরিদর্শন প্রতিবেদনসহ বিভিন্ন বিশ্লেষণধর্মী প্রতিবেদন প্রণয়নের মাধ্যমে প্রকল্প বাস্তবায়নকারী সংস্থা ও উদ্যোগী মন্ত্রণালয়/বিভাগসহ সরকারের সংশ্লিষ্ট সকল দপ্তরকে প্রকল্প বাস্তবায়ন অগ্রগতি, বাস্তবায়ন সম্পর্কিত সমস্যা ও সমস্যা উত্তরণে সুপারিশ প্রভৃতি বিষয় অবহিত করে থাকে। আইএমইডি কর্তৃক প্রণীত এসব প্রতিবেদন প্রকল্পের সুষ্ঠু বাস্তবায়নে সহায়ক ভূমিকা পালন করে।

দেশের মূল্যবান সম্পদের সর্বোচ্চ ও সর্বভোম ব্যবহার নিশ্চিত করে দেশের সার্বিক উন্নয়নকল্পে বার্ষিক উন্নয়ন কর্মসূচির আওতায় গৃহীত উন্নয়ন প্রকল্পসমূহের যথাযথ বাস্তবায়ন এবং এ ক্ষেত্রে সংশ্লিষ্ট সকলের আন্তরিক ও সমন্বিত প্রচেষ্টা গ্রহণ একান্ত আবশ্যিক।

- ১৮। প্রতিবেদনটি মাননীয় পরিকল্পনা মন্ত্রী দেখেছেন এবং ‘এনইসি’-তে উপস্থাপনের জন্য সম্মতি প্রদান করেছেন।

তারিখ : ১৬ চৈত্র ১৪২০ বঙ্গাব্দ
৩০ মার্চ ২০১৪ খ্রিস্টাব্দ

সুরাইয়া বেগম এনডিসি
সচিব
বাস্তবায়ন পরিবীক্ষণ ও মূল্যায়ন
বিভাগ

বার্ষিক উন্নয়ন কর্মসূচি বাস্তবায়ন অগ্রগতি পর্যালোচনা
(২০১২-২০১৩)

এডিপি'র খাত ভিত্তিক বিনিয়োগ অগ্রগতি

RADP Sector-wise Progress

Reporting Period: July 2012 To June 2013 RADP:2012-13

(Taka In Lakh)

Sl. No	Sector Name	ADP Program	Total No. of Projects	Allocation Total Taka PA RPA	Taka Released (% of Allocation)	Expenditure			
						Total Taka PA RPA	% of Allocation		
1	2	3	4	5	6	7	8		
1	Agriculture	Main	197	249,485.85	170,894.78	235,911.04	94.56 %		
				171,916.85	99.41%	168,152.95	97.81 %		
				77,569.00		67,758.09	87.35 %		
				54,571.00		48,204.50	88.33 %		
		TA	24	14,120.29	1,370.03	12,789.72	90.58 %		
				1,383.56	99.02%	1,326.95	95.91 %		
				12,736.73		11,462.77	90.00 %		
				1,600.00		1,135.59	70.97 %		
		Japan Debt Cancellation Assistance	8	20,935.00	20,935.00	20,915.96	99.91 %		
				20,935.00	100.00%	20,915.96	99.91 %		
				0.00		0.00	0.00 %		
				0.00		0.00	0.00 %		
		Sectoral Total:			229	284,541.14	193,199.81	269,616.72	94.75 %
				194,235.41	99.47%	190,395.86	98.02 %		
				90,305.73		79,220.85	87.73 %		
				56,171.00		49,340.09	87.84 %		
2	Rural Development & Institutions	Main	92	664,117.07	453,051.72	658,756.91	99.19 %		
				470,188.00	96.36%	465,510.82	99.01 %		
				193,929.07		193,246.10	99.65 %		
				149,692.00		142,498.33	95.19 %		
		TA	4	13,733.04	12.00	14,046.28	102.28 %		
				62.00	19.35%	11.54	18.61 %		
				13,671.04		14,034.74	102.66 %		
				300.00		2,000.00	666.67 %		
		Japan Debt Cancellation Assistance	3	4,599.00	4,599.00	4,335.00	94.26 %		
				4,599.00	100.00%	4,335.00	94.26 %		
				0.00		0.00	0.00 %		
				0.00		0.00	0.00 %		
		Sectoral Total:			99	682,449.11	457,662.72	677,138.19	99.22 %
				474,849.00	96.38%	469,857.36	98.95 %		
				207,600.11		207,280.84	99.85 %		
				149,992.00		144,498.33	96.34 %		
3	Water Resources	Main	57	166,846.01	138,707.47	158,696.49	95.12 %		
				136,555.01	101.58%	131,625.02	96.39 %		
				30,291.00		27,071.47	89.37 %		
				27,167.00		23,968.55	88.23 %		
		TA	1	835.00	39.00	645.32	77.28 %		
				39.00	100.00%	33.32	85.44 %		
				796.00		612.00	76.88 %		
				0.00		0.00	0.00 %		
		Sectoral Total:			58	167,681.01	138,746.47	159,341.81	95.03 %
						136,594.01	101.58%	131,658.34	96.39 %
				31,087.00		27,683.47	89.05 %		
				27,167.00		23,968.55	88.23 %		
4	Industries	Main	29	168,576.62	35,816.71	158,668.84	94.12 %		
				36,839.62	97.22%	34,589.84	93.89 %		
				131,737.00		124,079.00	94.19 %		
				0.00		0.00	0.00 %		

RADP Sector-wise Progress

Reporting Period: July 2012 To June 2013 RADP:2012-13

(Taka In Lakh)

Sl. No	Sector Name	ADP Program	Total No. of Projects	Allocation Total Taka PA RPA	Taka Released (% of Allocation)	Expenditure	
						Total Taka PA RPA	% of Allocation
1	2	3	4	5	6	7	8
		TA	11	13,905.08	722.23	11,620.57	83.57 %
				1,315.08	54.92%	467.72	35.57 %
				12,590.00		11,152.85	88.59 %
				642.00		362.54	56.47 %
		Self Finance	4	893.16	484.82	483.07	54.09 %
				893.16	54.28%	483.07	54.09 %
				0.00		0.00	0.00 %
				0.00		0.00	0.00 %
		Japan Debt Cancellation Assistance	4	1,158.00	1,158.00	1,082.05	93.44 %
				1,158.00	100.00%	1,082.05	93.44 %
				0.00		0.00	0.00 %
				0.00		0.00	0.00 %
		Sectoral Total:	48	184,532.86	38,181.76	171,854.53	93.13 %
				40,205.86	94.97%	36,622.68	91.09 %
				144,327.00		135,231.85	93.70 %
				642.00		362.54	56.47 %
5	Power	Main	54	858,332.00	519,407.58	864,954.25	100.77 %
				521,908.00	99.52%	511,961.17	98.09 %
				336,424.00		352,993.08	104.93 %
				1,205.00		1,630.78	135.33 %
		TA	6	4,472.00	562.00	4,464.78	99.84 %
				592.00	94.93%	491.24	82.98 %
				3,880.00		3,973.54	102.41 %
				800.00		792.00	99.00 %
		Japan Debt Cancellation Assistance	1	17,500.00	17,500.00	17,382.05	99.33 %
				17,500.00	100.00%	17,382.05	99.33 %
				0.00		0.00	0.00 %
				0.00		0.00	0.00 %
		Sectoral Total:	61	880,304.00	537,469.58	886,801.08	100.74 %
				540,000.00	99.53%	529,834.46	98.12 %
				340,304.00		356,966.62	104.90 %
				2,005.00		2,422.78	120.84 %
6	Oil, Gas and Natural Resources	Main	30	132,541.00	49,987.19	158,863.37	119.86 %
				57,417.00	87.06%	90,427.31	157.49 %
				75,124.00		68,436.06	91.10 %
				0.00		0.09	0.00 %
		TA	3	1,572.00	82.00	1,225.16	77.94 %
				82.00	100.00%	81.70	99.63 %
				1,490.00		1,143.46	76.74 %
				612.00		343.61	56.15 %
		Self Finance	21	234,506.72	0.00	130,427.19	55.62 %
				234,506.72	0.00%	130,427.19	55.62 %
				0.00		0.00	0.00 %
				0.00		0.00	0.00 %
		Japan Debt Cancellation Assistance	3	3,645.00	3,132.00	2,893.22	79.38 %
				3,645.00	85.93%	2,893.22	79.38 %
				0.00		0.00	0.00 %
				0.00		0.00	0.00 %

RADP Sector-wise Progress

Reporting Period: July 2012 To June 2013 RADP:2012-13

(Taka In Lakh)

Sl. No	Sector Name	ADP Program	Total No. of Projects	Allocation Total Taka PA RPA	Taka Released (% of Allocation)	Expenditure		
						Total Taka PA RPA	% of Allocation	
1	2	3	4	5	6	7	8	
Sectoral Total:			57	372,264.72	53,201.19	293,408.94	78.82 %	
				295,650.72	17.99%	223,829.42	75.71 %	
				76,614.00		69,579.52	90.82 %	
				612.00		343.70	56.16 %	
7	Transport	Main	230	803,819.67	601,563.16	784,462.25	97.59 %	
				599,253.65	100.39%	594,194.38	99.16 %	
				204,566.02		190,267.87	93.01 %	
				25,729.00		21,963.40	85.36 %	
			TA	8	9,336.00	2,194.00	8,898.68	95.32 %
				2,203.00	99.59%	2,083.27	94.57 %	
				7,133.00		6,815.41	95.55 %	
				571.00		571.00	100.00 %	
			Self Finance	16	86,353.22	0.00	38,955.42	45.11 %
				86,353.22	0.00%	38,955.42	45.11 %	
				0.00		0.00	0.00 %	
				0.00		0.00	0.00 %	
			Japan Debt Cancellation Assistance	11	32,550.00	31,801.25	27,448.77	84.33 %
				32,550.00	97.70%	27,448.77	84.33 %	
				0.00		0.00	0.00 %	
				0.00		0.00	0.00 %	
Sectoral Total:			265	932,058.89	635,558.41	859,765.12	92.24 %	
				720,359.87	88.23%	662,681.84	91.99 %	
				211,699.02		197,083.28	93.10 %	
				26,300.00		22,534.40	85.68 %	
8	Communication	Main	11	89,817.85	9,612.25	67,766.21	75.45 %	
				6,117.85	157.12%	17,402.98	284.46 %	
				83,700.00		50,363.23	60.17 %	
				400.00		59.88	14.97 %	
			TA	1	747.00	47.00	744.75	99.70 %
				47.00	100.00%	44.75	95.21 %	
				700.00		700.00	100.00 %	
				0.00		0.00	0.00 %	
			Self Finance	1	4,156.44	2,649.72	3,597.12	86.54 %
				4,156.44	63.75%	3,597.12	86.54 %	
				0.00		0.00	0.00 %	
				0.00		0.00	0.00 %	
Sectoral Total:			13	94,721.29	12,308.97	72,108.08	76.13 %	
				10,321.29	119.26%	21,044.85	203.90 %	
				84,400.00		51,063.23	60.50 %	
				400.00		59.88	14.97 %	
9	Physical Planning, Water Supply & Housing Main		131	485,016.64	317,150.04	415,031.32	85.57 %	
				309,824.64	102.36%	300,815.58	97.09 %	
				175,192.00		114,215.74	65.19 %	
				73,574.00		50,220.93	68.26 %	
			TA	11	9,716.00	86.00	9,578.06	98.58 %
				145.00	59.31%	80.12	55.26 %	
				9,571.00		9,497.94	99.24 %	
				965.00		756.21	78.36 %	

RADP Sector-wise Progress

Reporting Period: July 2012 To June 2013 RADP:2012-13

(Taka In Lakh)

Sl. No	Sector Name	ADP Program	Total No. of Projects	Allocation Total Taka PA RPA	Taka Released (% of Allocation)	Expenditure	
						Total Taka PA RPA	% of Allocation
1	2	3	4	5	6	7	8
		Self Finance	76	77,215.56	72,821.18	73,725.06	95.48 %
				77,215.56	94.31%	73,725.06	95.48 %
				0.00		0.00	0.00 %
				0.00		0.00	0.00 %
		Japan Debt Cancellation Assistance	4	9,625.00	8,275.00	7,927.97	82.37 %
				9,625.00	85.97%	7,927.97	82.37 %
				0.00		0.00	0.00 %
				0.00		0.00	0.00 %
		Sectoral Total:	222	581,573.20	398,332.22	506,262.41	87.05 %
				396,810.20	100.38%	382,548.73	96.41 %
				184,763.00		123,713.68	66.96 %
				74,539.00		50,977.14	68.39 %
10	Education & Religious Affairs	Main	98	658,830.09	526,128.33	641,763.93	97.41 %
				527,671.09	99.71%	522,981.85	99.11 %
				131,159.00		118,782.08	90.56 %
				83,814.00		80,824.64	96.43 %
		TA	27	4,327.00	0.00	3,656.74	84.51 %
				0.00	0.00	0.00	0.00 %
				4,327.00		3,656.74	84.51 %
				45.00		44.80	99.56 %
		Self Finance	3	1,793.00	0.00	60.00	3.35 %
				1,793.00	0.00%	60.00	3.35 %
				0.00		0.00	0.00 %
				0.00		0.00	0.00 %
		Japan Debt Cancellation Assistance	4	760.00	760.00	751.53	98.89 %
				760.00	100.00%	751.53	98.89 %
				0.00		0.00	0.00 %
				0.00		0.00	0.00 %
		Sectoral Total:	132	665,710.09	526,888.33	646,232.20	97.07 %
				530,224.09	99.37%	523,793.38	98.79 %
				135,486.00		122,438.82	90.37 %
				83,859.00		80,869.44	96.44 %
11	Sports and Culture	Main	16	17,611.27	16,929.27	17,105.20	97.13 %
				17,036.27	99.37%	16,609.35	97.49 %
				575.00		495.85	86.23 %
				534.00		495.85	92.86 %
		TA	1	174.00	0.00	174.00	100.00 %
				0.00	0.00	0.00	0.00 %
				174.00		174.00	100.00 %
				0.00		0.00	0.00 %
		Sectoral Total:	17	17,785.27	16,929.27	17,279.20	97.15 %
				17,036.27	99.37%	16,609.35	97.49 %
				749.00		669.85	89.43 %
				534.00		495.85	92.86 %
12	Health, Population & Family Welfare	Main	71	395,815.87	174,142.84	348,259.08	87.99 %
				180,394.29	96.53%	173,850.72	96.37 %
				215,421.58		174,408.36	80.96 %
				184,324.00		145,362.20	78.86 %

RADP Sector-wise Progress

Reporting Period: July 2012 To June 2013 RADP:2012-13

(Taka In Lakh)

Sl. No	Sector Name	ADP Program	Total No. of Projects	Allocation Total Taka PA RPA	Taka Released (% of Allocation)	Expenditure	
						Total Taka PA RPA	% of Allocation
1	2	3	4	5	6	7	8
		TA	6	1,117.00 159.00 958.00 0.00	148.00 93.08%	425.95 119.69 306.26 0.00	38.13 % 75.28 % 31.97 % 0.00 %
		Japan Debt Cancellation Assistance	2	2,621.15 2,621.15 0.00 0.00	2,199.00 83.89%	2,199.00 2,199.00 0.00 0.00	83.89 % 83.89 % 0.00 % 0.00 %
		Sectoral Total:	79	399,554.02 183,174.44 216,379.58 184,324.00	176,489.84 96.35%	350,884.03 176,169.41 174,714.62 145,362.20	87.82 % 96.18 % 80.74 % 78.86 %
13	Mass Media	Main	12	4,116.00 3,516.00 600.00 0.00	2,959.50 84.17%	4,510.97 2,614.78 1,896.19 0.00	109.60 % 74.37 % 316.03 % 0.00 %
		TA	1	129.00 0.00 129.00 0.00	0.00 0.00	115.19 0.00 115.19 0.00	89.29 % 0.00 % 89.29 % 0.00 %
		Japan Debt Cancellation Assistance	1	775.00 775.00 0.00 0.00	775.00 100.00%	770.12 770.12 0.00 0.00	99.37 % 99.37 % 0.00 % 0.00 %
		Sectoral Total:	14	5,020.00 4,291.00 729.00 0.00	3,734.50 87.03%	5,396.28 3,384.90 2,011.38 0.00	107.50 % 78.88 % 275.91 % 0.00 %
14	Social Welfare, Women's Affairs & Youth Development	Main	29	33,610.41 22,084.41 11,526.00 0.00	22,139.89 100.25%	32,995.07 21,624.97 11,370.10 0.00	98.17 % 97.92 % 98.65 % 0.00 %
		TA	13	5,988.28 156.00 5,832.28 351.00	180.70 115.83%	5,859.99 145.87 5,714.12 272.61	97.86 % 93.51 % 97.97 % 77.67 %
		Japan Debt Cancellation Assistance	2	337.00 337.00 0.00 0.00	336.76 99.93%	266.09 266.09 0.00 0.00	78.96 % 78.96 % 0.00 % 0.00 %
		Sectoral Total:	44	39,935.69 22,577.41 17,358.28 351.00	22,657.35 100.35%	39,121.15 22,036.93 17,084.22 272.61	97.96 % 97.61 % 98.42 % 77.67 %
15	Public Administration	Main	18	29,749.00 22,431.00 7,318.00 1,124.00	20,425.85 91.06%	24,276.69 19,590.97 4,685.72 1,127.93	81.61 % 87.34 % 64.03 % 100.35 %

RADP Sector-wise Progress

Reporting Period: July 2012 To June 2013 RADP:2012-13

(Taka In Lakh)

Sl. No	Sector Name	ADP Program	Total No. of Projects	Allocation Total Taka PA RPA	Taka Released (% of Allocation)	Expenditure	
						Total Taka PA RPA	% of Allocation
1	2	3	4	5	6	7	8
		TA	30	63,132.83	1,182.39	54,138.88	85.75 %
				1,552.83	76.14%	726.66	46.80 %
				61,580.00		53,412.22	86.74 %
				10,023.00		7,341.30	73.24 %
		Japan Debt Cancellation Assistance	9	10,645.00	10,547.50	9,664.63	90.79 %
				10,645.00	99.08%	9,664.63	90.79 %
				0.00		0.00	0.00 %
				0.00		0.00	0.00 %
		Sectoral Total:	57	103,526.83	32,155.74	88,080.20	85.08 %
				34,628.83	92.86%	29,982.26	86.58 %
				68,898.00		58,097.94	84.32 %
				11,147.00		8,469.23	75.98 %
16	Science & Technology Research	Main	25	24,876.70	16,317.70	24,016.56	96.54 %
				16,317.70	100.00%	16,038.22	98.29 %
				8,559.00		7,978.34	93.22 %
				709.00		484.29	68.31 %
		TA	5	4,008.28	1,403.84	2,034.27	50.75 %
				1,837.00	76.42%	1,188.04	64.67 %
				2,171.28		846.23	38.97 %
				26.00		19.93	76.65 %
		Sectoral Total:	30	28,884.98	17,721.54	26,050.83	90.19 %
				18,154.70	97.61%	17,226.26	94.89 %
				10,730.28		8,824.57	82.24 %
				735.00		504.22	68.60 %
17	Labour & Employment	Main	8	26,215.00	20,517.00	25,387.78	96.84 %
				20,615.00	99.52%	20,419.95	99.05 %
				5,600.00		4,967.83	88.71 %
				0.00		0.00	0.00 %
		TA	7	2,060.00	90.00	4,193.52	203.57 %
				90.00	100.00%	89.89	99.88 %
				1,970.00		4,103.63	208.31 %
				0.00		0.00	0.00 %
		Sectoral Total:	15	28,275.00	20,607.00	29,581.30	104.62 %
				20,705.00	99.53%	20,509.84	99.06 %
				7,570.00		9,071.46	119.83 %
				0.00		0.00	0.00 %
18	Block Allocation	Block	10	172,700.00	151,700.00	151,852.73	87.93 %
				151,700.00	100.00%	151,852.73	100.10 %
				21,000.00		0.00	0.00 %
				0.00		0.00	0.00 %
		Sectoral Total:	10	172,700.00	151,700.00	151,852.73	87.93 %
				151,700.00	100.00%	151,852.73	100.10 %
				21,000.00		0.00	0.00 %
				0.00		0.00	0.00 %

RADP Sector-wise Progress

Reporting Period: July 2012 To June 2013 RADP:2012-13

(Taka In Lakh)

Sl. No	Sector Name	ADP Program	Total No. of Projects	Allocation Total Taka PA RPA	Taka Released (% of Allocation)	Expenditure	
						Total Taka PA RPA	% of Allocation
1	2	3	4	5	6	7	8

Sub Total:	1,450	5,641,518.10	3,433,544.69	5,250,774.80	93.07%
		3,791,518.10	90.56%	3,610,038.60	95.21%
		1,850,000.00		1,640,736.20	88.69%
		618,778.00		530,480.96	85.73%

19		0	0.00	0.00	0.00%
			0.00	0.00	0.00%
			0.00	0.00	0.00%
			0.00	0.00	0.00%

Grand Total:	1,450	5,641,518.10	3,433,544.69	5,250,774.80	93.07%
		3,791,518.10	90.56%	3,610,038.60	95.21%
		1,850,000.00		1,640,736.20	88.69%
		618,778.00		530,480.96	85.73%

Main	1,108	4,809,377.05	3,095,751.27	4,621,425.96	96.09%
		3,120,086.38	99.22%	3,108,410.86	99.63%
		1,689,290.67		1,513,015.10	89.57%
		602,843.00		516,841.37	85.73%
TA	159	149,372.80	8,119.19	134,611.86	90.12%
		9,663.47	84.02%	6,890.76	71.31%
		139,709.33		127,721.10	91.42%
		15,935.00		13,639.59	85.60%
Self Finance	121	404,918.10	75,955.72	247,247.86	61.06%
		404,918.10	18.76%	247,247.86	61.06%
		0.00		0.00	0.00%
		0.00		0.00	0.00%
Block	10	172,700.00	151,700.00	151,852.73	87.93%
		151,700.00	100.00%	151,852.73	100.10%
		21,000.00		0.00	0.00%
		0.00		0.00	0.00%
Japan Debt Cancellation Assistance	52	105,150.15	102,018.51	95,636.39	90.95%
		105,150.15	97.02%	95,636.39	90.95%
		0.00		0.00	0.00%
		0.00		0.00	0.00%

বার্ষিক উন্নয়ন কর্মসূচি বাস্তবায়ন অগ্রগতি পর্যালোচনা
(২০১২-২০১৩)

মন্ত্রণালয়/বিভাগ ভিত্তিক এডিপি বরাদ্দ ও ব্যয়

RADP Ministry-wise Summary Progress

Reporting Period: July 2012 To June 2013 RADP:2012-13

(Taka In Lach)

Name of the Ministry/Division with Code Number	Projects	Allocation	Release	Expenditure		Reimbursement	
	Total Aided HPP Tar. Comp Dec. Comp	-Total -Taka -PA -RPA -CD/VAT	Taka (% of Allocation)	-Total -Taka -PA -RPA -CD/VAT	% of Allocation	a) Spent (% of alloc.) b) Claim (% of spent) c) Reimb. (% of claim)	
1	2	3	4	5	6	7	
02 Parliament Affairs Secretariate	5	4,358.00	77.00	2,653.47	60.89 %	1,133.58	70.85 %
	5	81.00	95.06%	77.00	95.06 %	0.00	0.00 %
	0	4,277.00		2,576.47	60.24 %	0.00	0.00 %
	0	1,600.00		1,133.58	70.85 %		
	1	4.00		0.00	0.00 %		
03 Prime Minister's Office	6	19,845.00	15,734.59	16,313.07	82.20 %	691.06	41.76 %
	3	16,161.00	97.36%	14,864.75	91.98 %	0.00	0.00 %
	0	3,684.00		1,448.32	39.31 %	0.00	0.00 %
	1	1,655.00		691.06	41.76 %		
	0	0.00		0.00	0.00 %		
04 Cabinet Division	2	755.00	7.00	163.86	21.70 %	0.00	0.00 %
	2	7.00	100.00%	4.45	63.57 %	0.00	0.00 %
	0	748.00		159.41	21.31 %	0.00	0.00 %
	0	0.00		0.00	0.00 %		
	1	0.00		0.00	0.00 %		
06 Bangladesh Election Commission Secretariate	4	14,276.00	3,951.75	9,855.59	69.04 %	0.00	0.00 %
	3	5,382.00	73.43%	3,617.80	67.22 %	0.00	0.00 %
	0	8,894.00		6,237.79	70.13 %	0.00	0.00 %
	0	0.00		0.00	0.00 %		
	0	0.00		0.00	0.00 %		
07 Ministry of Public Administration	8	10,949.00	7,630.00	8,259.57	75.44 %	0.00	0.00 %
	3	7,632.00	99.97%	6,667.00	87.36 %	0.00	0.00 %
	0	3,317.00		1,592.57	48.01 %	0.00	0.00 %
	4	0.00		0.00	0.00 %		
	3	0.00		0.00	0.00 %		
08 Public Service Commission	1	1,247.00	1,222.41	1,222.41	98.03 %	0.00	0.00 %
	0	1,247.00	98.03%	1,222.41	98.03 %	0.00	0.00 %
	0	0.00		0.00	0.00 %	0.00	0.00 %
	1	0.00		0.00	0.00 %		
	1	0.00		0.00	0.00 %		
09 Finance Division	4	15,851.00	235.00	13,713.72	86.52 %	2,599.88	85.41 %
	4	275.00	85.45%	201.26	73.19 %	0.00	0.00 %
	0	15,576.00		13,512.46	86.75 %	0.00	0.00 %
	0	3,044.00		2,599.88	85.41 %		
	1	60.00		0.00	0.00 %		
11 Internal Resources Division (IRD)	4	2,210.00	345.00	1,415.87	64.07 %	0.00	0.00 %
	2	810.00	42.59%	27.20	3.36 %	0.00	0.00 %
	0	1,400.00		1,388.67	99.19 %	0.00	0.00 %
	0	0.00		0.00	0.00 %		
	0	184.00		0.00	0.00 %		

Name of the Ministry/Division with Code Number	Projects	Allocation	Release	Expenditure		Reimbursement	
	Total Aided HPP Tar. Comp Dec. Comp	-Total -Taka -PA -RPA -CD/VAT	Taka (% of Allocation)	-Total -Taka -PA -RPA -CD/VAT	% of Allocation	a) Spent (% of alloc.) b) Claim (% of spent) c) Reimb. (% of claim)	
1	2	3	4	5	6	7	
12 Bank and Financial Institution Division	4	14,591.33	351.33	10,156.40	69.61 %	142.13	25.02 %
	4	417.33	84.19%	164.85	39.50 %	0.00	0.00 %
	0	14,174.00		9,991.55	70.49 %	0.00	0.00 %
	0	568.00		142.13	25.02 %		
	2	81.00		0.00	0.00 %		
13 Economic Relations Division (ERD)	5	3,300.00	462.98	2,593.42	78.59 %	88.11	63.85 %
	3	486.00	95.26%	441.15	90.77 %	0.00	0.00 %
	0	2,814.00		2,152.27	76.48 %	0.00	0.00 %
	0	138.00		88.11	63.85 %		
	0	130.00		0.00	0.00 %		
14 Planning Division	12	24,763.28	1,283.25	2,897.41	11.70 %	1,127.93	100.35 %
	8	1,613.00	79.56%	1,272.85	78.91 %	0.00	0.00 %
	0	23,150.28		1,624.56	7.02 %	0.00	0.00 %
	2	1,124.00		1,127.93	100.35 %		
	2	0.00		0.00	0.00 %		
15 Implementation Monitoring and Evaluation Division (IMED)	2	4,187.50	562.63	3,508.15	83.78 %	3,004.64	83.46 %
	1	587.50	95.77%	503.51	85.70 %	0.00	0.00 %
	0	3,600.00		3,004.64	83.46 %	0.00	0.00 %
	1	3,600.00		3,004.64	83.46 %		
	0	0.00		0.00	0.00 %		
16 Statistics and Informatics Division	10	13,025.19	11,706.87	11,700.28	89.83 %	44.44	80.80 %
	5	11,708.46	99.99%	10,751.22	91.82 %	0.00	0.00 %
	0	1,316.73		949.06	72.08 %	0.00	0.00 %
	3	55.00		44.44	80.80 %		
	1	1.00		0.00	0.00 %		
17 Ministry of Commerce	9	11,538.16	1,081.72	9,284.55	80.47 %	0.00	0.00 %
	5	1,911.16	56.60%	838.44	43.87 %	0.00	0.00 %
	0	9,627.00		8,446.11	87.73 %	0.00	0.00 %
	2	0.00		0.00	0.00 %		
	2	35.00		0.00	0.00 %		
18 Ministry of Foreign Affairs	3	5,000.00	1,500.00	325.99	6.52 %	0.00	0.00 %
	0	5,000.00	30.00%	325.99	6.52 %	0.00	0.00 %
	0	0.00		0.00	0.00 %	0.00	0.00 %
	2	0.00		0.00	0.00 %		
	0	0.00		0.00	0.00 %		
19 Ministry of Defence	14	21,381.00	20,632.60	21,294.80	99.60 %	0.00	0.00 %
	1	20,681.00	99.77%	20,594.80	99.58 %	0.00	0.00 %
	0	700.00		700.00	100.00 %	0.00	0.00 %
	5	0.00		0.00	0.00 %		
	3	0.00		0.00	0.00 %		
21 Law and Justice Division	3	12,304.62	12,285.62	11,754.11	95.53 %	0.00	0.00 %
	1	12,285.62	100.00%	11,735.11	95.52 %	0.00	0.00 %
	0	19.00		19.00	100.00 %	0.00	0.00 %
	1	0.00		0.00	0.00 %		
	2	0.00		0.00	0.00 %		

Name of the Ministry/Division with Code Number	Projects	Allocation	Release	Expenditure		Reimbursement	
	Total Aided HPP Tar. Comp Dec. Comp	-Total -Taka -PA -RPA -CD/VAT	Taka (% of Allocation)	-Total -Taka -PA -RPA -CD/VAT	% of Allocation	a) Spent (% of alloc.) b) Claim (% of spent) c) Reimb. (% of claim)	
1	2	3	4	5	6	7	
22 Ministry of Home Affairs	36	61,089.00	57,606.69	60,707.56	99.38 %	0.00	0.00 %
	2	57,689.00	99.86%	57,312.19	99.35 %	0.00	0.00 %
	0	3,400.00		3,395.37	99.86 %	0.00	0.00 %
	10	0.00		0.00	0.00 %		
	4	900.00		0.00	0.00 %		
24 Ministry of Primary and Mass Education	18	391,632.00	335,583.00	376,546.31	96.15 %	17,261.23	90.83 %
	12	335,583.00	100.00%	331,754.02	98.86 %	0.00	0.00 %
	0	56,049.00		44,792.29	79.92 %	0.00	0.00 %
	5	19,004.00		17,261.23	90.83 %		
	3	0.00		0.00	0.00 %		
25 Ministry of Education	92	229,844.09	147,272.01	225,780.93	98.23 %	63,563.41	98.08 %
	32	150,452.09	97.89%	148,179.20	98.49 %	0.00	0.00 %
	0	79,392.00		77,601.73	97.75 %	0.00	0.00 %
	17	64,810.00		63,563.41	98.08 %		
	15	300.00		0.00	0.00 %		
26 Ministry of Science and Technology	19	11,396.30	11,376.30	11,193.89	98.22 %	0.00	0.00 %
	1	11,376.30	100.00%	11,173.89	98.22 %	0.00	0.00 %
	0	20.00		20.00	100.00 %	0.00	0.00 %
	6	0.00		0.00	0.00 %		
	3	643.00		65.00	10.11 %		
27 Ministry of Health and Family Welfare	56	361,880.73	161,365.62	331,154.18	91.51 %	141,489.80	85.85 %
	37	167,191.15	96.52%	160,798.56	96.18 %	0.00	0.00 %
	0	194,689.58		170,355.62	87.50 %	0.00	0.00 %
	6	164,811.00		141,489.80	85.85 %		
	3	5,531.00		5,000.00	90.40 %		
29 Ministry of Social Welfare	23	18,897.17	15,206.05	18,332.91	97.01 %	272.61	77.67 %
	6	15,271.89	99.57%	14,855.84	97.28 %	0.00	0.00 %
	0	3,625.28		3,477.07	95.91 %	0.00	0.00 %
	12	351.00		272.61	77.67 %		
	7	0.00		0.00	0.00 %		
30 Ministry of Women and Childrens' Affairs	20	19,967.28	6,883.28	19,654.68	98.43 %	0.00	0.00 %
	8	6,858.28	100.36%	6,604.14	96.29 %	0.00	0.00 %
	0	13,109.00		13,050.54	99.55 %	0.00	0.00 %
	5	0.00		0.00	0.00 %		
	4	0.00		0.00	0.00 %		
31 Ministry of Labour and Employment	6	8,063.00	2,152.00	7,248.04	89.89 %	0.00	0.00 %
	3	2,250.00	95.64%	2,071.57	92.07 %	0.00	0.00 %
	0	5,813.00		5,176.47	89.05 %	0.00	0.00 %
	2	0.00		0.00	0.00 %		
	1	0.00		0.00	0.00 %		
32 Ministry of Housing and Public Works	98	126,469.58	119,874.11	122,660.60	96.99 %	700.00	100.00 %
	3	124,274.58	96.46%	120,765.60	97.18 %	0.00	0.00 %
	0	2,195.00		1,895.00	86.33 %	0.00	0.00 %
	5	700.00		700.00	100.00 %		
	3	3.00		0.00	0.00 %		

Name of the Ministry/Division with Code Number	Projects	Allocation	Release	Expenditure		Reimbursement		
	Total Aided HPP Tar. Comp Dec. Comp	-Total -Taka -PA -RPA -CD/VAT	Taka (% of Allocation)	-Total -Taka -PA -RPA -CD/VAT	% of Allocation	a) Spent (% of alloc.) b) Claim (% of spent) c) Reimb. (% of claim)		
1	2	3	4	5	6	7		
33 Ministry of Information	14	5,020.00	3,734.50	5,396.28	107.50 %	0.00	0.00 %	
	2	4,291.00	87.03%	3,384.90	78.88 %	0.00	0.00 %	
	0	729.00		2,011.38	275.91 %	0.00	0.00 %	
	6	0.00		0.00	0.00 %			
	5	525.00		0.00	0.00 %			
34 Ministry of Cultural Affairs	10	3,052.00	2,297.00	2,746.61	89.99 %	495.85	92.86 %	
	2	2,303.00	99.74%	2,076.76	90.18 %	0.00	0.00 %	
	0	749.00		669.85	89.43 %	0.00	0.00 %	
	6	534.00		495.85	92.86 %			
	3	0.00		0.00	0.00 %			
35 Ministry of Religious Affairs	7	16,841.00	16,646.00	16,747.79	99.45 %	44.80	99.56 %	
	1	16,796.00	99.11%	16,702.99	99.45 %	0.00	0.00 %	
	0	45.00		44.80	99.56 %	0.00	0.00 %	
	2	45.00		44.80	99.56 %			
	2	0.00		0.00	0.00 %			
36 Ministry of Youth and Sports	13	24,070.27	23,927.76	23,651.61	98.26 %	0.00	0.00 %	
	0	24,070.27	99.41%	23,651.61	98.26 %	0.00	0.00 %	
	0	0.00		0.00	0.00 %	0.00	0.00 %	
	3	0.00		0.00	0.00 %			
	2	0.00		0.00	0.00 %			
37 Local Government Division	174	1,136,083.07	747,078.41	1,042,523.12	91.76 %	208,435.83	81.54 %	
	50	753,677.00	99.12%	747,056.24	99.12 %	31,068.32	14.91 %	
	0	382,406.07		295,466.88	77.27 %	26,447.45	85.13 %	
	34	255,629.00		208,435.83	81.54 %			
	32	28,027.00		23,478.07	83.77 %			
38 Rural Development and Co-operatives Division	23	95,445.04	66,163.01	101,329.75	106.17 %	0.00	0.00 %	
	4	66,459.00	99.55%	64,104.02	96.46 %	0.00	0.00 %	
	0	28,986.04		37,225.73	128.43 %	0.00	0.00 %	
	3	0.00		0.00	0.00 %			
	1	71.00		0.00	0.00 %			
39 Ministry of Industry	29	155,579.33	20,599.43	146,400.80	94.10 %	0.00	0.00 %	
	9	21,802.33	94.48%	20,293.65	93.08 %	0.00	0.00 %	
	0	133,777.00		126,107.15	94.27 %	0.00	0.00 %	
	13	5.00		0.00	0.00 %			
	4	3,639.00		0.00	0.00 %			
41 Ministry of Textiles & Jute	13	14,757.00	14,471.00	14,488.38	98.18 %	0.00	0.00 %	
	1	14,471.00	100.00%	14,172.33	97.94 %	0.00	0.00 %	
	0	286.00		316.05	110.51 %	0.00	0.00 %	
	2	0.00		0.00	0.00 %			
	0	0.00		0.00	0.00 %			
42 Energy and Mineral Resources Division	57	372,264.72	53,201.19	293,408.94	78.82 %	343.70	56.16 %	
	18	295,650.72	17.99%	223,829.42	75.71 %	112.63	32.77 %	
	0	76,614.00		69,579.52	90.82 %	140.67	124.90 %	
	18	612.00		343.70	56.16 %			
	9	19,435.00		21,081.74	108.47 %			

Name of the Ministry/Division with Code Number	Projects	Allocation	Release	Expenditure		Reimbursement	
	Total Aided HPP Tar. Comp Dec. Comp	-Total -Taka -PA -RPA -CD/VAT	Taka (% of Allocation)	-Total -Taka -PA -RPA -CD/VAT	% of Allocation	a) Spent (% of alloc.) b) Claim (% of spent) c) Reimb. (% of claim)	
1	2	3	4	5	6	7	
43 Ministry of Agriculture	112	115,234.63	87,771.86	112,342.87	97.49 %	16,917.20	82.76 %
	28	88,068.63	99.66%	87,797.81	99.69 %	15,503.19	91.64 %
	0	27,166.00		24,545.06	90.35 %	9,155.01	59.05 %
	27	20,442.00		16,917.20	82.76 %		
	16	853.00		718.54	84.24 %		
44 Ministry of Fisheries and Livestock	64	35,368.00	20,521.55	36,228.77	102.43 %	7,625.25	88.63 %
	15	20,535.00	99.93%	20,214.25	98.44 %	5,500.43	72.13 %
	0	14,833.00		16,014.52	107.97 %	5,313.55	96.60 %
	15	8,603.00		7,625.25	88.63 %		
	8	70.00		0.00	0.00 %		
45 Ministry of Environment and Forest	25	26,141.75	8,650.10	21,872.82	83.67 %	8,283.44	93.95 %
	16	8,689.75	99.54%	8,438.48	97.11 %	4,540.62	54.82 %
	0	17,452.00		13,434.35	76.98 %	2,781.43	61.26 %
	4	8,817.00		8,283.44	93.95 %		
	3	251.00		0.00	0.00 %		
46 Ministry of Land	10	7,592.59	5,360.59	7,079.90	93.25 %	2,000.83	494.03 %
	4	5,462.59	98.13%	5,030.15	92.08 %	0.00	0.00 %
	0	2,130.00		2,049.75	96.23 %	0.00	0.00 %
	2	405.00		2,000.83	494.03 %		
	2	30.00		0.00	0.00 %		
47 Ministry of Water Resources	59	177,869.89	146,717.49	170,189.42	95.68 %	27,158.70	90.70 %
	10	145,791.89	100.63%	141,034.45	96.74 %	0.00	0.00 %
	0	32,078.00		29,154.97	90.89 %	0.00	0.00 %
	11	29,942.00		27,158.70	90.70 %		
	5	630.00		266.21	42.26 %		
48 Ministry of Food	6	50,728.00	40,228.57	44,018.06	86.77 %	0.00	0.00 %
	2	40,467.00	99.41%	38,159.08	94.30 %	0.00	0.00 %
	0	10,261.00		5,858.98	57.10 %	0.00	0.00 %
	2	0.00		0.00	0.00 %		
	0	0.00		0.00	0.00 %		
49 Ministry of Disaster Management and Relief	7	28,999.00	19,043.66	33,085.91	114.09 %	1,135.59	70.97 %
	4	19,349.00	98.42%	18,863.83	97.49 %	0.00	0.00 %
	0	9,650.00		14,222.08	147.38 %	0.00	0.00 %
	1	1,600.00		1,135.59	70.97 %		
	1	270.00		0.00	0.00 %		
50 Roads Division	156	362,303.76	308,171.20	360,558.01	99.52 %	15,004.00	98.63 %
	14	308,673.74	99.84%	307,941.99	99.76 %	0.00	0.00 %
	0	53,630.02		52,616.02	98.11 %	0.00	0.00 %
	43	15,213.00		15,004.00	98.63 %		
	29	5,958.00		0.00	0.00 %		
51 Ministry of Railway	55	302,200.00	192,684.01	287,317.20	95.08 %	530.40	90.36 %
	30	189,168.00	101.86%	181,900.26	96.16 %	0.00	0.00 %
	0	113,032.00		105,416.94	93.26 %	0.00	0.00 %
	6	587.00		530.40	90.36 %		
	4	29,955.00		29,824.57	99.56 %		

Name of the Ministry/Division with Code Number	Projects	Allocation	Release	Expenditure		Reimbursement	
	Total Aided HPP Tar. Comp Dec. Comp	-Total -Taka -PA -RPA -CD/VAT	Taka (% of Allocation)	-Total -Taka -PA -RPA -CD/VAT	% of Allocation	a) Spent (% of alloc.) b) Claim (% of spent) c) Reimb. (% of claim)	
1	2	3	4	5	6	7	
52 Ministry of Shipping	39	128,157.88	42,002.25	78,270.52	61.07 %	0.00	0.00 %
	5	116,165.88	36.16%	67,164.77	57.82 %	0.00	0.00 %
	0	11,992.00		11,105.75	92.61 %	0.00	0.00 %
	7	150.00		0.00	0.00 %		
	7	2,600.00		0.00	0.00 %		
53 Ministry of Civil Aviation and Tourism	9	37,279.25	1,323.45	36,950.63	99.12 %	0.00	0.00 %
	2	14,979.25	8.84%	16,268.52	108.61 %	0.00	0.00 %
	0	22,300.00		20,682.11	92.74 %	0.00	0.00 %
	3	0.00		0.00	0.00 %		
	1	0.00		0.00	0.00 %		
54 Ministry of Post and Telecommunications	8	91,534.29	9,821.97	68,957.08	75.33 %	59.88	14.97 %
	2	7,834.29	125.37%	18,593.85	237.34 %	0.00	0.00 %
	0	83,700.00		50,363.23	60.17 %	0.00	0.00 %
	1	400.00		59.88	14.97 %		
	0	0.00		0.00	0.00 %		
55 Ministry of Chittagong Hill Tracts Affairs	7	32,891.00	18,744.00	32,024.87	97.37 %	399.67	36.53 %
	4	19,044.00	98.42%	18,730.22	98.35 %	4.00	1.00 %
	0	13,847.00		13,294.65	96.01 %	4.00	100.00 %
	0	1,094.00		399.67	36.53 %		
	0	0.00		0.00	0.00 %		
56 Power Division	59	879,523.00	536,835.00	886,020.50	100.74 %	2,422.78	120.84 %
	41	539,365.00	99.53%	529,199.88	98.12 %	61.70	2.55 %
	0	340,158.00		356,820.62	104.90 %	61.70	100.00 %
	17	2,005.00		2,422.78	120.84 %		
	4	71,130.00		4,605.38	6.47 %		
61 Supreme Court	1	1,154.00	5.50	940.00	81.46 %	0.00	0.00 %
	1	11.00	50.00%	3.00	27.27 %	0.00	0.00 %
	0	1,143.00		937.00	81.98 %	0.00	0.00 %
	0	0.00		0.00	0.00 %		
	0	8.00		0.00	0.00 %		
63 Ministry of Liberation War Affairs	7	16,494.00	16,494.00	15,972.90	96.84 %	0.00	0.00 %
	0	16,494.00	100.00%	15,972.90	96.84 %	0.00	0.00 %
	0	0.00		0.00	0.00 %	0.00	0.00 %
	2	0.00		0.00	0.00 %		
	0	0.00		0.00	0.00 %		
65 Ministry of Expatriates' Welfare and Overseas Employment	9	20,212.00	18,455.00	22,333.26	110.50 %	0.00	0.00 %
	5	18,455.00	100.00%	18,438.27	99.91 %	0.00	0.00 %
	0	1,757.00		3,894.99	221.68 %	0.00	0.00 %
	2	0.00		0.00	0.00 %		
	3	0.00		0.00	0.00 %		
71 Bridge Division	3	82,267.00	71,262.00	76,584.30	93.09 %	7,000.00	66.67 %
	2	71,267.00	99.99%	69,321.84	97.27 %	0.00	0.00 %
	0	11,000.00		7,262.46	66.02 %	0.00	0.00 %
	0	10,500.00		7,000.00	66.67 %		
	0	500.00		0.00	0.00 %		

Name of the Ministry/Division with Code Number	Projects	Allocation	Release	Expenditure		Reimbursement		
	Total Aided HPP Tar. Comp Dec. Comp	-Total -Taka -PA -RPA -CD/VAT	Taka (% of Allocation)	-Total -Taka -PA -RPA -CD/VAT	% of Allocation	a) Spent (% of alloc.) b) Claim (% of spent) c) Reimb. (% of claim)		
1	2	3	4	5	6	7		
23 Legislative and Parliament Affairs Division	2	104.00	0.00	76.13	73.20 %	0.00	0.00 %	
	2	0.00	0.00	0.00	0.00 %	0.00	0.00 %	
	0	104.00		76.13	73.20 %	0.00	0.00 %	
	1	0.00		0.00	0.00 %			
	2	0.00		0.00	0.00 %			
28 Ministry of Information and Communication Technology	8	13,530.40	4,945.40	12,866.60	95.09 %	504.22	68.60 %	
	4	4,945.40	100.00%	4,868.33	98.44 %	220.46	43.72 %	
	0	8,585.00		7,998.27	93.17 %	25.69	11.65 %	
	3	735.00		504.22	68.60 %			
	1	1,888.00		88.00	4.66 %			
Grand Total	1,450.00	5,641,518.10	3,433,544.69	5,250,774.80	93.07 %	530,480.96	85.73 %	
	432.00	3,791,518.10	90.56%	3,610,038.60	95.21 %	57,011.35	10.75 %	
	0.00	1,850,000.00		1,640,736.20	88.69 %	43,929.50	10.75 %	
	324.00	618,778.00		530,480.96	85.73 %			
	206.00	173,712.00		85,127.51	49.00 %			

বার্ষিক উন্নয়ন কর্মসূচি বাস্তবায়ন অগ্রগতি পর্যালোচনা
(২০১২-২০১৩)

স্থানীয় মুদ্রা ৯৯% এর কম ব্যবহারকারী মন্ত্রণালয়/বিভাগ
(বরাদ্দ ও ব্যয় এবং ব্যয় কম হওয়ার কারণসহ)

স্থানীয় মুদ্রা ব্যয় জাতীয় গড় অর্থাৎ ৯৯% এর কম হওয়ার কারণ

(লক্ষ টাকায়)

ক্রঃ নং	মন্ত্রণালয়/বিভাগ	স্থানীয় মুদ্রা বরাদ্দ	ব্যয় (বরাদ্দের %)	স্থানীয় মুদ্রা ব্যয় কম হওয়ার কারণ
(১)	(২)	(৩)	(৪)	(৫)
০১।	তথ্য ও যোগাযোগ প্রযুক্তি মন্ত্রণালয়	৪,৯৪৫.৪০	৪,৮৬৮.৩৩ (৯৮.৪৪%)	১) 'বেসিক আইসিটি স্কিল ট্রান্সফার আপটু উপজেলা লেভেল' শীর্ষক প্রকল্পে সম্পূর্ণ জনবল নিয়োগ হয়নি। ২) 'সাপোর্ট টু হাই-টেক পার্ক অথোরিটি টু ইন্স্টাবলিশ হাই-টেক পার্ক এ্যাট কালিয়াকৈর, গাজীপুর' শীর্ষক প্রকল্পে পরামর্শক নিয়োগে বিলম্ব হয়। এছাড়া বিবিধ ব্যয় খাতে সম্পূর্ণ বরাদ্দ ব্যয় হয়নি।
০২।	মৎস্য ও প্রাণী সম্পদ মন্ত্রণালয়	২০,৫৩৫.০০	২০,২১৪.২৫ (৯৮.৪৪%)	ডিসি অফিস থেকে NOC না পাওয়ার কারণে কিছু স্কিম বাস্তবায়ন করা সম্ভব হয়নি।
০৩।	পাবর্ত্য চট্টগ্রাম বিষয়ক মন্ত্রণালয়	১৯,০৪৪.০০	১৮,৭৩০.২২ (৯৮.৩৯)	বিভিন্ন ক্রয়কার্যক্রমে, পরামর্শক নিয়োগে বিলম্ব হয়েছে।
০৪।	যুব ও ক্রীড়া মন্ত্রণালয়	২৪,০৭০.২৭	২৩,৬৫১.৬১ (৯৮.২৬%)	ব্যয় সাশ্রয় হয়েছে। একটি প্রকল্পে জমি অধিগ্রহণ না হওয়ায় টাকা ব্যয় হয়নি।
০৫।	বিজ্ঞান ও প্রযুক্তি মন্ত্রণালয়	১১,৩৭৬.৩০	১১,১৭৩.৮৯ (৯৮.২২%)	'ইনস্টিউট অব ন্যাশনাল এ্যানালাইটিক্যাল রিসার্চ এন্ড সার্ভিস' এবং 'জয়পুর হাটস্থ ইনস্টিটিউট অব মাইনিং এন্ড মেটালার্জি শক্তিশালীকরণ' প্রকল্পে সরবরাহ খাত' এবং 'বিবিধ ব্যয়' খাতে সম্পূর্ণ বরাদ্দ ব্যয় হয়নি।
০৬।	বিদ্যুৎ বিভাগ	৫৩৯,৩৬৫.০০	৫২৯,১৯৯.৮৮ (৯৮.১২%)	১) কতিপয় প্রকল্প সংশোধনের অপেক্ষায় রয়েছে। ২) বৈদেশিক সাহায্য প্রাপ্তিতে বিলম্ব। ৩) CD/VAT এর অর্থ পুরোপুরি ব্যয় হয় নাই।
০৭।	সরকারী কর্ম কমিশন	১,২৪৭.০০	১,২২২.৪১ (৯৮.০৩%)	ব্যয় সাশ্রয় করে প্রকল্প সমাপ্ত হয়েছে।
০৮।	বস্ত্র ও পাট মন্ত্রণালয়	১৪,৪৭১.০০	১৪,১৭২.৩৩ (৯৭.৯৪%)	১) জমি অধিগ্রহণে জটিলতা। ২) প্রকল্পের স্থান পরিবর্তন হয়েছে। ৩) একাধিকবার টেন্ডার আহ্বান হয়েছে।
০৯।	সমাজ কল্যাণ মন্ত্রণালয়	১৫,২৭১.৮৯	১৪,৮৫৫.৮৪ (৯৭.২৮%)	১) 'দৃষ্টি প্রতিবন্ধী শিশুদের জন্য হোস্টেল নির্মাণ (৩৭ ইউনিট)' শীর্ষক প্রকল্প সংশোধনের জন্য প্রক্রিয়াধীন থাকায় ব্যয় কিছুটা কম হয়েছে। ২) 'ইমপ্রুভমেন্ট মেডিকেল সার্ভিসেস এন্ড রিহ্যাবিলিটেশন ফর দি ডায়াবেটিকস, ডায়াবেটিক রিলেটেড এন্ড নন ডায়াবেটিক প্যাসেন্টম লালমনিরহাট' শীর্ষক প্রকল্পের যন্ত্রপাতি ক্রয়ের বিষয়ে মামলা থাকায় যন্ত্রপাতি ক্রয় করা সম্ভব হয়নি।
১০।	সেতু বিভাগ	৭১,২৬৭.০০	৬৯,৩২১.৮৪ (৯৭.২৭%)	তিনটি প্যাকেজের নির্মাণ কাজের তদারকীর দায়িত্ব সেনাবাহিনীকে প্রদানের সময় প্রশাসনিক কার্যক্রম প্রণয়নে সময় প্রয়োজন হওয়ায়।
১১।	পরিবেশ ও বন মন্ত্রণালয়	৮,৬৮৯.৭৫	৮,৩৮.৪৮ (৯৭.১১%)	বিভিন্ন ক্রয়কার্যক্রমে দাতা সংস্থার সম্মতি প্রদানে বিলম্ব; পরামর্শক নিয়োগে বিলম্ব হয়েছে।
১২।	মুক্তিযুদ্ধ বিষয়ক মন্ত্রণালয়	১৬,৪৯৪.০০	১৫,৯৭২.৯০ (৯৬.৮৪%)	'সকল জেলায় মুক্তিযোদ্ধা কমপ্লেক্স ভবন নির্মাণ (১ম পর্যায়)' প্রকল্পের ৬৪টি জেলার মধ্যে ১২টি জেলায় জমি বরাদ্দ না পাওয়ার কারণে নির্মাণ কাজ শুরু করা

(লক্ষ টাকায়)

ক্রঃ নং	মন্ত্রণালয়/বিভাগ	স্থানীয় মুদ্রা বরাদ্দ	ব্যয় (বরাদ্দের %)	স্থানীয় মুদ্রা ব্যয় কম হওয়ার কারণ
(১)	(২)	(৩)	(৪)	(৫)
				সম্ভব হয়নি। ফলে জিওবি'র আর্থিক অগ্রগতি কিছুটা কম হয়েছে।
১৩।	পানি সম্পদ মন্ত্রণালয়	১৪৫,৭৯১.৮৯	১৪১,০৩৪.৪৫ (৯৬.৭৪%)	১) 'গঞ্জা কপোতাক্ষ সেচ প্রকল্পের পুনর্বাসন' শীর্ষক প্রকল্পের দরপত্র প্রক্রিয়ায় বিলম্ব। ২) 'সেকেন্দারী টাউন্স ইন্টিগ্রেটেড ফ্লাড প্রটেকশন (২য় পর্যায়)' শীর্ষক প্রকল্পে পরামর্শক নিয়োগ। ৩) 'পাবনা জেলার সুজানগর উপজেলার গজনার বিলের সংযোগ নদীখনন, সেচ সুবিধার উন্নয়ন এবং মৎস চাষ প্রকল্প (বাপাউপো অংশ)' এবং 'তিস্তা ব্যারেজ প্রকল্প' শীর্ষক প্রকল্পে ভূমি অধিগ্রহণে জটিলতা।
১৪।	পল্লী উন্নয়ন ও সমবায় বিভাগ	৬৬,৪৫৯.০০	৬৪,১০৪.০২ (৯৬.৪৬%)	১) প্রকল্প সংশোধনের কারণে; ২) আরএডিপি অর্থবছরের শেষ সময়ে প্রাপ্তি; ৩) সুফলভোগী নির্বাচনে বিলম্ব।
১৫।	মহিলা ও শিশু বিষয়ক মন্ত্রণালয়	৬,৮৫৮.২৮	৬,৬০৪.১৪ (৯৬.২৯%)	১) 'শেখ ফজিলাতুন্নেছা মুজিব মহিলা প্রশিক্ষণ একাডেমীর উর্ধ্বমুখী সম্প্রসারণ' শীর্ষক প্রকল্পে পিডব্লিউডি কর্তৃক নির্মাণাধীন ভবন নির্মাণে বিলম্ব হওয়ায়। ২) 'জেলা পর্যায়ে মহিলা প্রশিক্ষণ কেন্দ্র (WTC) সমূহের প্রশিক্ষণ প্রদান সম্ভব না হওয়ার কারণে বাস্তবায়ন অগ্রগতি কিছুটা কম হয়েছে। ৩) কতিপয় প্রকল্প সংশোধনের ফলে বাস্তবায়ন বিলম্বিত হয়।
১৬।	স্বাস্থ্য ও পরিবার কল্যাণ মন্ত্রণালয়	১৬৭,১৯১.১৫	১৬০৭৯৮.৫৬ (৯৬.১৮%)	কয়েকটি op'র আওতায় লক্ষ্যমাত্রা অনুযায়ী ক্রয় কার্যক্রম সম্পন্ন করা সম্ভব হয়নি।
১৭।	রেলপথ মন্ত্রণালয়	১৮৯,১৬৮.০০	১৮১,৯০০.২৬ (৯৬.১৬%)	১) JDCF দুইটি প্রকল্পে ক্রয় সংক্রান্ত কাজে বিলম্ব। ২) 'চট্টগ্রাম স্টেশন রিমডেলিং' প্রকল্পের আমদানীকৃত মালামাল বিলম্বে প্রাপ্ত হওয়ায়।
১৮।	নৌ-পরিবহন মন্ত্রণালয়	৪৩,৩৮৫.৬৬	৪১,৪৭৬.৮৯ (৯৫.৬০%)	১) 'মংলা বন্দরের পশুর চ্যানেলের হারবার এলাকায় ডেজিং' শীর্ষক প্রকল্পের দরপত্র প্রক্রিয়ায় বিলম্ব।
১৯।	আইন ও বিচার বিভাগ	১২,২৮৫.৬২	১১,৭৩৫.১১ (৯৫.৫২%)	'বাংলাদেশের ৬৪টি জেলায় চীফ জুডিসিয়াল ম্যাজিস্ট্রেট আদালত ভবন নির্মাণ (১ম পর্যায়) শীর্ষক প্রকল্পের আওতায় ৩২টি জেলায় চীফ জুডিসিয়াল ম্যাজিস্ট্রেট আদালত ভবন নির্মাণের সংস্থান থাকলেও জমি অধিগ্রহণ জনিত সমস্যার কারণে একটি জেলায় নির্মাণ কাজ শুরু করা সম্ভব হয়নি তাই জিওবি ব্যয় কম হয়েছে।
২০।	জাতীয় সংসদ	৮১.০০	৭৭.০০ (৯৫.০৬%)	'ইমপ্লুভিং ডেমোক্রেসি থু পার্লামেন্টারি ডেভেলপমেন্ট (আইপিডি)' শীর্ষক প্রকল্পে জিওবি অংশে বরাদ্দ পরবর্তীতে হাস করায় সময় স্বল্পতার কারণে ব্যয় করা সম্ভব হয়নি।
২১।	খাদ্য মন্ত্রণালয়	৪০,৪৬৭.০০	৩৮,১৫৯.০৮ (৯৪.৩০%)	একটি প্রকল্পের লক্ষ্য ও উদ্দেশ্য কম ব্যয়ে অর্জিত হওয়ায় এবং অর্থ ব্যয়ের হিসাব বিলম্বে পাওয়ায় সমর্পণ করা সম্ভব না হওয়ায়।

(লক্ষ টাকায়)

ক্রঃ নং	মন্ত্রণালয়/বিভাগ	স্থানীয় মুদ্রা বরাদ্দ	ব্যয় (বরাদ্দের %)	স্থানীয় মুদ্রা ব্যয় কম হওয়ার কারণ
(১)	(২)	(৩)	(৪)	(৫)
২২।	শিল্প মন্ত্রণালয়	২১৮০২.৩৩	২০,২৯৩.৬৫ (৯৩.০৮%)	১) কয়েকটি প্রকল্পে জমি অধিগ্রহণ সংক্রান্ত জটিলতায় ব্যয় কম হয়েছে। ২) ১ টি প্রকল্পে সংশোধিত ডিপিপি অনুমোদনে বিলম্ব।
২৩।	ভূমি মন্ত্রণালয়	৫,৪৬২.৫৯	৫,০৩০.১৫ (৯২.০৮%)	দরপত্র কমিটির নিকট দরপত্র গৃহীত না হওয়ায় পুনঃদরপত্র প্রদানের ফলে নির্ধারিত সময়ের মধ্যে অর্থ ব্যয় হয়নি।
২৪।	শ্রম ও কর্মসংস্থান মন্ত্রণালয়	২,২৫০.০০	২,০৭১.৫৭ (৯২.০৭%)	১) কিছু ক্ষেত্রে ব্যয় সাশ্রয় হয়েছে, একটি প্রকল্পে এস্টাবলিশমেন্ট ব্যয় হাস পাওয়া। ২) ছাত্রদের ড্রপআউট হওয়ায় বৃত্তি খরচ কম হয়েছে।
২৫।	প্রধানমন্ত্রীর কার্যালয়	১৬,১৬১.০০	১৪,৮৬৪.৭৫ (৯২.৯৮%)	ক্রয় সংক্রান্ত জটিলতা ও ভূমি অধিগ্রহণে বিলম্বের কারণে ব্যয় কম হয়েছে।
২৬।	পরিসংখ্যান ও তথ্য ব্যবস্থাপনা বিভাগ	১১,৭০৮.৪৬	১০,৭৫১.২২ (৯১.৮২%)	১) ২টি প্রকল্পের বরাদ্দ বিলম্বে পাওয়ায় প্রকল্পগুলোর অগ্রগতি মন্থর হয়েছে। ২) প্রকল্পের আওতায় গাড়ী ক্রয় না করায় CD/VAT এর অর্থ অব্যয়িত রয়ে গেছে। ৩) অর্থনৈতিক শুমারি প্রকল্পে তথ্য সংগ্রহ নির্ধারিত সংখ্যার চেয়ে কম নিয়োগ করা হয়েছে।
২৭।	অর্থনৈতিক সম্পর্ক বিভাগ	৪৮৬.০০	৪৪১.১৫ (৯০.৭৭%)	পরামর্শক ও লোক নিয়োগে বিলম্ব হওয়ায় কম ব্যয় হয়েছে।
২৮।	সংস্কৃতি বিষয়ক মন্ত্রণালয়	২,৩০৩.০০	২,০৭৬.৭৬ ৯০.১৮%	ভূমি ক্রয়, ইলেকট্রিফিকেশন ইত্যাদি ক্ষেত্রে খরচ সাশ্রয় হয়েছে। ব্যয় সাশ্রয় করে প্রকল্প সমাপ্ত হয়েছে।
২৯।	জনপ্রশাসন মন্ত্রণালয়	৭,৬৩২.০০	৬,৬৬৭.০০ (৮৭.৩৬%)	ব্যয় সাশ্রয় এবং প্রশিক্ষণ কার্যক্রমে মাস্টার্স কোর্সের জন্য উপযুক্ত প্রার্থী না পাওয়ায় অর্থ ব্যয় কম হয়েছে।
৩০।	বাস্তবায়ন পরিবীক্ষণ ও মূল্যায়ন বিভাগ	৫৮৭.৫০	৫০৩.৫১ (৮৫.৭০%)	‘স্ট্রেংদেনিং মনিটরিং এন্ড ইভ্যালুয়েশন ক্যাপাসিটিজ অব আইএমইডি’ শীর্ষক প্রকল্পটি বিলম্বে অনুমোদনের পর কার্য পরিকল্পনা প্রণয়ন করে অর্থ বরাদ্দ, অর্থ ছাড় ইত্যাদি কার্য সম্পাদনে পর্যাপ্ত সময় না পাওয়ায় প্রাপ্ত বরাদ্দ সম্পূর্ণ ব্যবহার করা যায়নি।
৩১।	পরিকল্পনা বিভাগ	১,৬১৩.০০	১২৭২.৮৫ (৭৮.৯১%)	বিভিন্ন প্রকল্পের বেতন ভাতাদি, ভ্রমণ খাতে ব্যয় কম হওয়া, প্রকল্পের কর্মকর্তা নিয়োগে বিলম্ব হওয়া, প্রকল্পের অনুমোদনে ও কার্যক্রম শুরুতে বিলম্ব হওয়া, বইপত্র সাময়িকী, যানবাহন ও গবেষণা খাতে বরাদ্দকৃত অর্থ অব্যয়িত থাকা, ভূমি ক্রয়ের ক্ষেত্রে রেজিস্ট্রেশন ব্যয় কম হওয়া, ভূমির মূল্য বাবদ ব্যয় কম হওয়া, মেরামত ব্যয় কম হওয়া ও জ্বালানী সাশ্রয়, প্রকল্পের আওতায় প্রশিক্ষণ কার্যক্রম শুরুতে বিলম্ব হওয়া, গণপূর্ত বিভাগে কর্তৃক বিভিন্ন নির্মাণ কাজে বিলম্ব হওয়া, সোলার প্যানেল কম্পোনেন্টের অর্থ উদ্বৃত্ত থাকা ইত্যাদি কারণে জিওবিখাতে ব্যয় কম হয়েছে।
৩২।	তথ্য মন্ত্রণালয়	৪,২৯১.০০	৩,৩৮৪.৯০ (৭৮.৮৮%)	যন্ত্রপাতি সংগ্রহের ক্ষেত্রে দরপত্র সংক্রান্ত জটিলতার জন্য জিওবি ব্যয় কম হয়েছে।

(লক্ষ টাকায়)

ক্রঃ নং	মন্ত্রণালয়/বিভাগ	স্থানীয় মুদ্রা বরাদ্দ	ব্যয় (বরাদ্দের %)	স্থানীয় মুদ্রা ব্যয় কম হওয়ার কারণ
(১)	(২)	(৩)	(৪)	(৫)
৩৩।	অর্থ বিভাগ	২৭৫.০০	২০১.২৬ (৭৩.১৯%)	১) ঋণখাতে ব্যয় কম হওয়ায় অগ্রগতির হার ৯৯% এর কম হয়েছে। ২) ক্রয় প্রক্রিয়ায় বিলম্বের কারণে কম ব্যয় হয়েছে।
৩৪।	বাংলাদেশ নির্বাচন কমিশন সচিবালয়	৫,৩৮২.০০	৩,৬১৭.৮০ (৬৭.২২%)	১) আদালতে চলমান ক্রয় সংক্রান্ত মামলা। ২) স্থাপনার জন্য বস্তি উচ্ছেদ প্রক্রিয়া।
৩৫।	মন্ত্রিপরিষদ বিভাগ	৭.০০	৪.৪৫ (৬৩.৫৭%)	বরাদ্দ প্রাপ্তির বিলম্বের কারণে মূল কার্যক্রম বিলম্বে শুরু হওয়ায় ব্যয় কম হয়েছে।
৩৬।	ব্যাংক ও আর্থিক প্রতিষ্ঠান বিভাগ	৪১৭.৩৩	১৬৪.৮৫ (৩৯.৫০%)	অর্থের খাত সংক্রান্ত ত্রুটি থাকার কারণে বরাদ্দকৃত অর্থ সময়মতো ছাড় হয়নি। ফলে ব্যয় কম হয়েছে।
৩৭।	বাণিজ্য মন্ত্রণালয়	১,০১৮.০০	৩৫৫.৩৭ (৩৪.৯১%)	'বাংলাদেশ ট্রেড পলিসি সাপোর্ট প্রোগ্রাম' শীর্ষক প্রকল্পের আওতায় সম্পূর্ণ জনবল নিয়োগ দেয়া যায়নি এবং আরএডিপি অনুমোদন হতে বিলম্ব হয়।
৩৮।	সুপ্রীম কোর্ট	১১.০০	৩.০০ (২৭.২৭%)	লক্ষ্যমাত্রা অনুযায়ী ক্রয় কার্যক্রম সম্পন্ন করা সম্ভব হয়নি।
৩৯।	পররাষ্ট্র মন্ত্রণালয়	৫,০০০.০০	৩২৫.৯৯ (৬.৫২%)	ভূমি অধিগ্রহণ ও ব্যয় নির্বাহের প্রক্রিয়া সংক্রান্ত জটিলতা।
৪০।	অভ্যন্তরীণ সম্পদ বিভাগ	৮১০.০০	২৭.২০ (৩.৩৬%)	'জাতীয় রাজস্ব ভবন নির্মাণ' শীর্ষক প্রকল্পে মামলার কারণে কোন অগ্রগতি হয়নি।

বার্ষিক উন্নয়ন কর্মসূচি বাস্তবায়ন অগ্রগতি পর্যালোচনা
(২০১২-২০১৩)

প্রকল্প সাহায্য ৮৯% এর কম ব্যবহারকারী মন্ত্রণালয়/বিভাগ
(বরাদ্দ ও ব্যয় এবং ব্যয় কম হওয়ার কারণসহ)

প্রকল্প সাহায্য ব্যয় জাতীয় গড় অর্থাৎ ৮৯% এর কম হওয়ার কারণ

(লক্ষ টাকায়)

ক্রঃ নং	মন্ত্রণালয়/বিভাগ	প্রকল্প সাহায্য বরাদ্দ	ব্যয় (বরাদ্দের%)	প্রকল্প সাহায্য ব্যয় কম হওয়ার কারণ
(১)	(২)	(৩)	(৪)	(৫)
০১।	বাণিজ্য মন্ত্রণালয়	৯,৬২৭.০০	৮,৪৪৬.১১ ৮৭.৭৩%	‘বাংলাদেশ ট্রেড পলিসি সাপোর্ট প্রোগ্রাম’ শীর্ষক প্রকল্পের আওতায় সম্পূর্ণ জনবল নিয়োগ দেয়া যায়নি এবং সংশোধিত ডিপিপি অনুমোদন হতে বিলম্ব হয়।
০২।	স্বাস্থ্য ও পরিবার কল্যাণ মন্ত্রণালয়	১৯৪,৬৮৯.৫৮	১৭০,৩৫৫.৬২ ৮৭.৫০%	পরিবার পরিকল্পনা অধিদপ্তরের আওতায় ১টি OP-র মাধ্যমে জন্ম নিয়ন্ত্রণ সামগ্রীর একটি বড় প্যাকেজ ক্রয় করা সম্ভব হয়নি।
০৩।	অর্থ বিভাগ	১৫,৫৭৬.০০	১৩,৫১২.৪৬ ৮৬.৭৫%	ক্রয় প্রক্রিয়ায় দীর্ঘসূত্রতার জন্য কি অর্থ ব্যয় হয়নি।
০৪।	গৃহায়ন ও গণপূর্ত মন্ত্রণালয়	২,১৯৫.০০	১,৮৯৫.০০ ৮৬.৩৩%	পরামর্শক নিয়োগে বিলম্ব ও ভূমি অধিগ্রহণে জটিলতা ছিল।
০৫।	বাস্তবায়ন পরিবীক্ষণ ও মূল্যায়ন	৩,৬০০.০০	৩,০০৪.৬৪ ৮৩.৪৬%	‘পাবলিক প্রকিউরমেন্ট রিফর্ম প্রজেক্ট-II’ শীর্ষক প্রকল্পের পরামর্শক প্রতিষ্ঠানের বিল এবং ভবন নির্মাণের বিল পাওয়ার সকল আনুষ্ঠানিকতা (বিশ্ব ব্যাংকের অনুমোদন ও অন্যান্য বিষয়) সম্পন্ন করে পরিশোধ করতে না পারায় ব্যয় কম হয়েছে।
০৬।	সুপ্রীম কোর্ট	১,১৪৩.০০	৯৩৭.০০ ৮১.৯৮%	লক্ষ্যমাত্রা অনুযায়ী ক্রয় কার্যক্রম সম্পন্ন করা সম্ভব হয়নি।
০৭।	প্রাথমিক ও গণশিক্ষা মন্ত্রণালয়	৫৬,০৪৯.০০	৪৪,৭৯২.২৯ ৭৯.৯২%	১) ‘মানব সম্পদ উন্নয়নের জন্য স্বাক্ষরতা উত্তর ও অব্যাহত শিক্ষা প্রকল্প-২’ শীর্ষক প্রকল্পের বিরুদ্ধে NGO-এর মামলা সংক্রান্ত জটিলতা। ২) ‘রিচিং আউট অব স্কুল চিলড্রেন প্রকল্প’ এবং ‘প্রাথমিক শিক্ষা উন্নয়ন প্রকল্প’ শীর্ষক প্রকল্পের অনুকূলে ক্রয় কাজে বিলম্ব হওয়ায় প্রকল্প সাহায্য ৯১% এর কম খরচ হয়েছে।
০৮।	স্থানীয় সরকার বিভাগ	৩৮২,৩৯৭.০৭	২৯৫,৪৬৬.৮৮ ৭৭.২৭%	১) ‘কর্নফুল পানি সরবারহ প্রকল্প-১’ এবং ‘সেকেন্ডারি টাউন ওয়াটার সাপ্লাই এন্ড স্যানিটেশন প্রকল্প’ শীর্ষক প্রকল্পসমূহের আওতায় Matching Fund না পাওয়ায় প্রকল্প সাহায্য ব্যয় কম হয়েছে। ২) ‘আরবান পাবলিক এন্ড এনভায়রনমেন্টাল হেলথ সেক্টর ডেভেলপমেন্ট প্রজেক্ট’ শীর্ষক প্রকল্পের আওতায় Slaughtering house তৈরীর ধরণ নিয়ে ঐক্যমত না হওয়ার কারণে প্রকল্প সাহায্যের আর্থিক অগ্রগতি কম হয়েছে। ৩) ‘আরবান প্রাইমারী হেলথ কেয়ার সার্ভিসেস ডেলেভারী প্রকল্প’ শীর্ষক প্রকল্পটির আওতায় যখন ERD’র সাথে মিটিং-এ প্রকল্প সাহায্য বরাদ্দের পরিমাণ হ্রাস করার প্রস্তাব করেছিল তখন তা অনুমোদিত হয়নি বিধায় ব্যয় কম হয়েছে।
০৯।	পরিবেশ ও বন মন্ত্রণালয়	১৭,৪৫২.০০	১৩,৪৩৪.৩৫ ৭৬.৯৮%	বিভিন্ন ক্রয়কার্যক্রমে দাতা সংস্থার সম্মতি প্রদানে বিলম্ব; পরামর্শক নিয়োগে বিলম্ব হয়েছে।

(লক্ষ টাকায়)

ক্রঃ নং	মন্ত্রণালয়/বিভাগ	প্রকল্প সাহায্য বরাদ্দ	ব্যয় (বরাদ্দের%)	প্রকল্প সাহায্য ব্যয় কম হওয়ার কারণ
(১)	(২)	(৩)	(৪)	(৫)
১০।	অর্থনৈতিক সম্পর্ক বিভাগ	২,৮১৪.০০	২,১৫২.২৭ ৭৬.৪৮%	১) পরামর্শক ও লোক নিয়োগে বিলম্ব ; ২) ব্যাংক চার্জ বাবদ খরচ কম হওয়া; ৩) প্রকিউরমেন্ট ঠিকমত না হওয়া।
১১।	পরিকল্পনা বিভাগ	২,১৫০.২৮	১.৬২৪.৫৬ ৭৫.৫৫%	প্রকল্প নির্ধারিত সময়ের অনেক পরে শুরু হওয়ায় পরামর্শক নিয়োগে বিলম্ব ঘটে।
১২।	লেজিসলেটিভ ও সংসদ বিষয়ক বিভাগ	১০৪.০০	৭৬.১৩ ৭৩.২০%	‘পলিসি এডভোকেসি এন্ড লেজিসলেটিভ রিফর্ম ফর চিলড্রেন’ শীর্ষক প্রকল্পের আওতায় কোন জনবল নিয়োগের সংস্থান না থাকায়, জনবল সংকটের কারণে প্রকল্প সাহায্যের আর্থিক অগ্রগতি সন্তোষজনক হয়নি।
১৩।	পরিসংখ্যান ও তথ্য ব্যবস্থাপনা বিভাগ	১,৩১৬.৭৩	৯৪৯.০৬ ৭২.০৮%	১) অর্থছাড়ে বিলম্ব হওয়ায় অগ্রগতি কম হয়েছে। ২) একটি প্রকল্পে FAD কর্তৃক গাড়ী ক্রয় করা হয়নি। ৩) উন্নয়ন সহযোগী FAD থেকে প্রতিনিধি না আসায় TA/DA অব্যয়িত রয়েছে।
১৪।	ব্যাংক ও আর্থিক প্রতিষ্ঠান বিভাগ	১৪,১৭৪.০০	৯,৯৯১.৫৫ ৭০.৪৯%	বেশ কিছু টেকনিক্যাল কম্পোন্টে থাকায় এগুলো ক্রয়, স্থাপন ও পরিচালনা জটিলতায় ব্যয় কম হয়েছে, ব্যয় সাশ্রয় করে প্রকল্প সমাপ্ত হয়েছে।
১৫।	বাংলাদেশ নির্বাচন কমিশন সচিবালয়	৮,৮৯৪.০০	৬,২৩৭.৭৯ ৭০.১৩%	১) জাতীয় পরিচয় নিবন্ধন আইন ২০১০ সংশোধনের শর্ত থাকায় বিশ্বব্যাংক কর্তৃক প্রকল্প অর্থ ছাড়ে বিলম্ব হওয়ায় ব্যয় কম হয়েছে।
১৬।	সেতু বিভাগ	১১,০০০.০০	৭,২৬২.৪৬ (৬৬.০২%)	বিশ্ব ব্যাংকের চুক্তি বাতিল হওয়ায় ব্যয় কম হয়েছে।।
১৭।	জাতীয় সংসদ সচিবালয়	৪,২৭৭.০০	২,৫৭৬.৪৭ (৬০.২৪%)	১) প্রকল্পগুলো নির্ধারিত সময়ের অনেক পরে শুরু হয়েছে। ২) প্রকল্পগুলো টিএ প্রকল্প এবং পরামর্শক নির্ভর। আন্তর্জাতিক পরামর্শক নিয়োগে বিলম্ব হওয়ায় প্রকল্পের কার্যক্রম বিলম্বিত হয়েছে। ফলে অগ্রগতি কাজিত পর্যায়ে হয়নি।
১৮।	ডাক ও টেলিযোগাযোগ মন্ত্রণালয়	৮৩,৭০০.০০	৫০,৩৬৩.২৩ ৬০.১৭%	১। ‘টেলিযোগাযোগ নেটওয়ার্ক উন্নয়ন’ প্রকল্পে মামলা জনিত কারণে টাকা খরচ করতে না পারায় আর্থিক অগ্রগতি কম। ২। পল্লী বিদ্যুৎ সংযোগ না পাওয়ার কারণে ‘৩G প্রযুক্তি চালুকরণ এবং 2.5G নেটওয়ার্ক সম্প্রসারণ’ প্রকল্পে টাকা খরচ করা সম্ভব হয়নি।
১৯।	খাদ্য মন্ত্রণালয়	১০,২৬১.০০	৫,৮৫৮.৯৮ (৫৭.১০%)	প্রকল্পের প্রাক্কলন তৈরীতে ভুল ছিল। ফলে প্রকল্প সংশোধন ও প্রকল্প সাহায্য নতুন করে নির্ধারণের প্রয়োজন হওয়ায় প্রকল্প সাহায্য ব্যবহার সম্ভব হয়নি।

(লক্ষ টাকায়)

ক্রঃ নং	মন্ত্রণালয়/বিভাগ	প্রকল্প সাহায্য বরাদ্দ	ব্যয় (বরাদ্দের%)	প্রকল্প সাহায্য ব্যয় কম হওয়ার কারণ
(১)	(২)	(৩)	(৪)	(৫)
২০।	জন প্রশাসন মন্ত্রণালয়	৩,৩১৭.০০	১,৫৯২.৫৭ ৪৮.০১%	‘ম্যানেজিং এ্যাট দি টপ-২ (ম্যাট) বাংলাদেশ পাবলিক সার্ভিস ক্যাপাসিটি বিল্ডিং প্রোগ্রাম’ শীর্ষক প্রকল্পের কনসালটেন্ট নিয়োগসহ কয়েকটি কম্পোনেন্টের কাজ শেষ না হওয়ায় প্রকল্পের মেয়াদ ১ বছর বৃদ্ধি করে জুন, ২০১৪ করা হয়। ফলে বরাদ্দকৃত অর্থ খরচ হয়নি। এমনকি সংশোধিত এডিপি বরাদ্দেও তা সমর্পন করা হয়নি। ফলে সার্বিকভাবে মন্ত্রণালয়ের অগ্রগতি কম হয়েছে।
২১।	প্রধানমন্ত্রীর কার্যালয়	৩,৬৮৪.০০	১,৪৪৮.৩২ ৩৯.৩১%	পরামর্শক নিয়োগ ও ক্রয় প্রক্রিয়ায় বিলম্ব হওয়ায় ব্যয় কম হয়েছে।
২২।	মন্ত্রিপরিষদ বিভাগ	৭৪৮.০০	১৫৯.৪১ ২১.৩১%	বরাদ্দ প্রাপ্তিতে বিলম্ব হওয়ায় ব্যয় কম হয়েছে।

বার্ষিক উন্নয়ন কর্মসূচি বাস্তবায়ন অগ্রগতি পর্যালোচনা
(২০১২-২০১৩)

৫৫টি মন্ত্রণালয়/বিভাগ ভিত্তিক প্রকল্পের বরাদ্দ,
অবমুক্তি ও ব্যয়ের বিবরণ

-: সূচিপত্র :-

**২০১২-২০১৩ অর্থ বছরের বার্ষিক উন্নয়ন কর্মসূচি বাস্তবায়ন অগ্রগতি পর্যালোচনা
মন্ত্রণালয়/বিভাগ ভিত্তিক প্রকল্পের বরাদ্দ, অবমুক্তি ও ব্যয়ের বিবরণ**

ক্রমিক নং	মন্ত্রণালয়/বিভাগ	পৃষ্ঠা
০১।	সংসদ বিষয়ক সচিবালয়	৫৭ - ৫৯
০২।	প্রধানমন্ত্রীর কার্যালয়	৬০ - ৬৩
০৩।	মন্ত্রিপরিষদ বিভাগ	৬৪ - ৬৫
০৪।	বাংলাদেশ নির্বাচন কমিশন সচিবালয়	৬৬ - ৬৭
০৫।	জন-প্রশাসন মন্ত্রণালয়	৬৮ - ৭১
০৬।	বাংলাদেশ পাবলিক সার্ভিস কমিশন	৭২ - ৭২
০৭।	অর্থ বিভাগ	৭৩ - ৭৫
০৮।	অভ্যন্তরীণ সম্পদ বিভাগ	৭৬ - ৭৭
০৯।	ব্যাংক ও আর্থিক প্রতিষ্ঠান বিভাগ	৭৮ - ৮০
১০।	অর্থনৈতিক সম্পর্ক বিভাগ	৮১ - ৮৩
১১।	পরিকল্পনা বিভাগ	৮৪ - ৮৮
১২।	বাস্তবায়ন পরিবীক্ষণ ও মূল্যায়ন বিভাগ	৮৯ - ৯০
১৩।	পরিসংখ্যান ও তথ্য ব্যবস্থাপনা বিভাগ	৯১ - ৯৫
১৪।	বাণিজ্য মন্ত্রণালয়	৯৬ - ৯৯
১৫।	পররাষ্ট্র মন্ত্রণালয়	১০০ - ১০১
১৬।	প্রতিরক্ষা মন্ত্রণালয়	১০২ - ১০৮
১৭।	আইন ও বিচার বিভাগ	১০৯ - ১১০
১৮।	স্বরাষ্ট্র মন্ত্রণালয়	১১১ - ১২৫
১৯।	প্রাথমিক ও গণশিক্ষা মন্ত্রণালয়	১২৬ - ১৩২
২০।	শিক্ষা মন্ত্রণালয়	১৩৩ - ১৬৭
২১।	বিজ্ঞান ও প্রযুক্তি মন্ত্রণালয়	১৬৮ - ১৭৬
২২।	স্বাস্থ্য ও পরিবার কল্যাণ মন্ত্রণালয়	১৭৭ - ১৯৭
২৩।	সমাজ কল্যাণ মন্ত্রণালয়	১৯৮ - ২০৬
২৪।	মহিলা ও শিশু বিষয়ক মন্ত্রণালয়	২০৭ - ২১৫
২৫।	শ্রম ও কর্মসংস্থান মন্ত্রণালয়	২১৬ - ২১৯
২৬।	গৃহায়ন ও গণপূর্ত মন্ত্রণালয়	২২০ - ২৫৫

ক্রমিক নং	মন্ত্রণালয়/বিভাগ	পৃষ্ঠা
২৭।	তথ্য মন্ত্রণালয়	২৫৬ - ২৬২
২৮।	সংস্কৃতি বিষয়ক মন্ত্রণালয়	২৩৪ - ২৬৮
২৯।	ধর্ম বিষয়ক মন্ত্রণালয়	২৬৯ - ২৭২
৩০।	যুব ও ক্রীড়া মন্ত্রণালয়	২৭৩ - ২৭৮
৩১।	স্থানীয় সরকার বিভাগ	২৭৯ - ৩৪১
৩২।	পল্লী উন্নয়ন ও সমবায় বিভাগ	৩৪২ - ৩৫১
৩৩।	শিল্প মন্ত্রণালয়	৩৫২ - ৩৬৪
৩৪।	বস্ত্র ও পাট মন্ত্রণালয়	৩৬৫ - ৩৭১
৩৫।	জ্বালানী ও খনিজ সম্পদ বিভাগ	৩৭২ - ৩৯৩
৩৬।	কৃষি মন্ত্রণালয়	৩৯৪ - ৪৩৭
৩৭।	মৎস্য ও প্রাণিসম্পদ মন্ত্রণালয়	৪৩৮ - ৪৬১
৩৮।	পরিবেশ ও বন মন্ত্রণালয়	৪৬২ - ৪৭১
৩৯।	ভূমি মন্ত্রণালয়	৪৭২ - ৪৭৫
৪০।	পানি সম্পদ মন্ত্রণালয়	৪৭৬ - ৪৯৬
৪১।	খাদ্য বিভাগ	৪৯৭ - ৪৯৯
৪২।	ত্রাণ ও দুর্যোগ ব্যবস্থাপনা বিভাগ	৫০০ - ৫০৩
৪৩।	সড়ক বিভাগ	৫০৪ - ৫৫৭
৪৪।	রেলপথ মন্ত্রণালয়	৫৫৮ - ৫৭৬
৪৫।	নৌ-পরিবহন মন্ত্রণালয়	৫৭৭ - ৫৯২
৪৬।	বেসামরিক বিমান ও পর্যটন মন্ত্রণালয়	৫৯৩ - ৫৯৬
৪৭।	ডাক ও টেলিযোগাযোগ মন্ত্রণালয়	৫৯৭ - ৬০১
৪৮।	পার্বত্য চট্টগ্রাম বিষয়ক মন্ত্রণালয়	৬০২ - ৬০৫
৪৯।	বিদ্যুৎ বিভাগ	৬০৬ - ৬২৯
৫০।	সুপ্রীম কোর্ট	৬৩০ - ৬৩০
৫১।	মুক্তিযুদ্ধ বিষয়ক মন্ত্রণালয়	৬৩১ - ৬৩৩
৫২।	প্রবাসী কল্যাণ ও বৈদেশিক কর্মসংস্থান মন্ত্রণালয়	৬৩৪ - ৬৩৭
৫৩।	সেতু বিভাগ	৬৩৮ - ৬৩৯
৫৪।	লেজিসলেটিভ ও সংসদ বিষয়ক বিভাগ	৬৪০ - ৬৪১
৫৫।	তথ্য ও যোগাযোগ প্রযুক্তি মন্ত্রণালয়	৬৪২ - ৬৪৬

Project-wise Implementation Status of the project under Parliament Affairs Secretariate

Reporting Period: July 2012 To June 2013

RADP:2012-13

(Taka in Lakh)

SI No.	Ministry/Division Name		Project Cost	Target and Progress			Cumulative Progress upto Reporting Period		
	Agency Name			Financial		Physical (% of Total Project) A) Target B) Progress	Fin. Total PA (% of Projects Cost)	Physical Progress in %	
	Project Code and Name			Allocation	Expenditure				
	Implementation Period	Development Partner			A) Total B) Taka C) PA D) RPA E) CDVAT				A) Total B) Taka C) PA D) RPA E) CDVAT
1	2	3	4	5	6	7	8	9	

Parliament Affairs Secretariate

Ministry's Own

1	0201-5030	Improving Democracy through Parliament Development (IPD).	8,208.00	2,339.00	1,180.36	50.46 %	35.12 %	2,467.41	84.24 %
			11.00	4.00	0.00	0.00 %	17.72 %	2,467.41	
			8,197.00	2,335.00	1,180.36	50.55 %		30.06 %	
1-Jul-10	to 30-Jun-14	UNDP	0.00	0.00	0.00	0.00 %		30.10 %	
				4.00	0.00	0.00 %			
							Taka Release :		0.00
							% of Allocation :		0.00 %
2	0201-5040	Strengthening Parliament Oversight (SPO).	3,667.00	1,600.00	1,133.58	70.85 %	43.63 %	1,237.53	33.74 %
			215.00	0.00	0.00	0.00 %	30.91 %	1,237.53	
			3,452.00	1,600.00	1,133.58	70.85 %		33.75 %	
1-Jul-10	to 30-Jun-14	IDA	3,452.00	1,600.00	1,133.58	70.85 %		35.85 %	
				0.00	0.00	0.00 %			
							Taka Release :		0.00
							% of Allocation :		0.00 %
3	0201-5050	Solar Power System in Bangladesh Parliament.	888.00	223.00	223.00	100.00 %	28.75 %	855.50	99.27 %
			138.00	77.00	77.00	100.00 %	28.00 %	750.00	
			750.00	146.00	146.00	100.00 %		96.34 %	
1-Oct-11	to 31-Dec-12	Non-Donor Project	0.00	0.00	0.00	0.00 %		100.00 %	
				0.00	0.00	0.00 %			
							Taka Release :		77.00
							% of Allocation :		100.00 %

Project-wise Implementation Status of the project under Parliament Affairs Secretariate

Reporting Period: July 2012 To June 2013

RADP:2012-13

(Taka in Lakh)

SI No.	Ministry/Division Name Agency Name Project Code and Name		Project Cost	Target and Progress			Cumulative Progress upto Reporting Period		
				Financial		Physical (% of Total Project) A) Target B) Progress	Fin. Total PA (% of Projects Cost)	Physical Progress in %	
	Allocation	Expenditure							
	Implementation Period	Development Partner	A) Total B) Taka C) PA D) RPA	A) Total B) Taka C) PA D) RPA E) CDVAT	A) Total B) Taka C) PA D) RPA E) CDVAT	% of Allocation			
	1	2	3	4	5	6	7	8	9
4	0201-5012 Strengthening Parliament's in Integrating Population into Development (SPCPD).		651.00 0.00 651.00	136.00 0.00 136.00	79.85 0.00 79.85	58.71 % 0.00 % 58.71 %	22.61 % 7.83 % 12.27 %	79.85 79.85 12.27 %	7.83 %
	1-Jul-12 to 31-Dec-16	UNFPA	0.00	0.00	0.00	0.00 %			
				0.00	0.00	0.00 %	Taka Release : % of Allocation :	0.00 0.00 %	
5	0201-5060 Building Accountability to Women through the Women Parliamentarians Project.		65.00 5.00 60.00	60.00 0.00 60.00	36.68 0.00 36.68	61.13 % 0.00 % 61.13 %	100.00 % 60.00 % 61.13 %	36.68 36.68 56.43 %	60.00 %
	1-Mar-12 to 28-Feb-13	Non-Donor Project	0.00	0.00	0.00	0.00 %			
				0.00	0.00	0.00 %	Taka Release : % of Allocation :	0.00 0.00 %	
Executing Agency Total			13,479.00 369.00 13,110.00 3,452.00	4,358.00 81.00 4,277.00 1,600.00	2,653.47 77.00 2,576.47 1,133.58	60.89 % 95.06 % 60.24 % 70.85 %			
				4.00	0.00	0.00 %	Taka Release : % of Allocation :	77.00 95.06 %	

Project-wise Implementation Status of the project under Parliament Affairs Secretariate

Reporting Period: July 2012 To June 2013

RADP:2012-13

(Taka in Lakh)

SI No.	Ministry/Division Name Agency Name Project Code and Name		Project Cost	Target and Progress			Cumulative Progress upto Reporting Period		
				Financial		Physical (% of Total Project) A) Target B) Progress	Fin. Total PA (% of Projects Cost)	Physical Progress in %	
	Allocation	Expenditure							
	Implementation Period	Development Partner	A) Total B) Taka C) PA D) RPA	A) Total B) Taka C) PA D) RPA E) CDVAT	A) Total B) Taka C) PA D) RPA E) CDVAT	% of Allocation			
	1	2	3	4	5	6	7	8	9
Ministry Total			13,479.00	4,358.00	2,653.47	60.89 %			
			369.00	81.00	77.00	95.06 %			
			13,110.00	4,277.00	2,576.47	60.24 %			
			3,452.00	1,600.00	1,133.58	70.85 %			
				4.00	0.00	0.00 %			
							Taka Release :	77.00	
							% of Allocation :	95.06 %	

Project-wise Implementation Status of the project under Prime Minister's Office

Reporting Period: July 2012 To June 2013

RADP:2012-13

(Taka in Lakh)

SI No.	Ministry/Division Name Agency Name Project Code and Name		Project Cost	Target and Progress			Cumulative Progress upto Reporting Period		
				Financial		Physical (% of Total Project) A) Target B) Progress	Fin. Total PA (% of Projects Cost)	Physical Progress in %	
	Allocation	Expenditure							
	Implementation Period	Development Partner	A) Total B) Taka C) PA D) RPA	A) Total B) Taka C) PA D) RPA E) CDVAT	A) Total B) Taka C) PA D) RPA E) CDVAT	% of Allocation			
	1	2	3	4	5	6	7	8	9

Prime Minister's Office
Prime Minister's Office

6	0301-5822 Lump provision for development of special areas (Except Hill Tracts)		1,700.00 1,700.00 0.00 0.00	1,700.00 1,700.00 0.00 0.00	1,600.00 1,600.00 0.00 0.00	94.12 % 94.12 % 0.00 % 0.00 %	100.00 % 90.00 % 94.12 % 0.00 %	1,600.00 0.00 94.12 % 0.00 %	90.00 %
1-Jul-12 to 30-Jun-13	Non-Donor Project							Taka Release : % of Allocation :	1,700.00 100.00 %

7	0301-5012 Access to Information (2).		18,539.00 7,006.00 11,533.00 0.00	3,862.00 1,833.00 2,029.00 0.00	1,941.30 1,184.04 757.26 0.00	50.27 % 64.60 % 37.32 % 0.00 %	30.00 % 25.00 % 6.57 %	1,941.30 757.26 10.47 % 6.57 %	25.00 %
1-Apr-12 to 31-Mar-16	UNDP							Taka Release : % of Allocation :	1,399.84 76.37 %

Executing Agency Total			20,239.00	5,562.00	3,541.30	63.67 %		Taka Release : % of Allocation :	3,099.84 87.74 %
			8,706.00	3,533.00	2,784.04	78.80 %			
			11,533.00	2,029.00	757.26	37.32 %			
			0.00	0.00	0.00	0.00 %			
				0.00	0.00	0.00 %			

Autonomous Bodies & Other Institutions

Project-wise Implementation Status of the project under Prime Minister's Office

Reporting Period: July 2012 To June 2013

RADP:2012-13

(Taka in Lakh)

SI No.	Ministry/Division Name Agency Name Project Code and Name		Project Cost	Target and Progress			Cumulative Progress upto Reporting Period		
				Financial		Physical (% of Total Project) A) Target B) Progress	Fin. Total PA (% of Projects Cost)	Physical Progress in %	
	Allocation	Expenditure							
	Implementation Period	Development Partner	A) Total B) Taka C) PA D) RPA	A) Total B) Taka C) PA D) RPA E) CDVAT	A) Total B) Taka C) PA D) RPA E) CDVAT	% of Allocation			
	1	2	3	4	5	6	7	8	9
8	0305-5011 Support to Capacity Building of Bangladesh Economic Zones Authority.		6,931.00	1,036.00	341.07	32.92 %	6.56 %	445.08	6.25 %
			157.00	18.00	12.55	69.71 %	4.92 %	431.17	
			6,774.00	1,018.00	328.52	32.27 %		6.42 %	
	1-Nov-11 to 30-Jun-16	DFID, IDA	6,774.00	1,018.00	328.52	32.27 %		6.37 %	
				0.00	0.00	0.00 %			
							Taka Release :	16.50	
							% of Allocation :	91.67 %	
		Executing Agency Total	6,931.00	1,036.00	341.07	32.92 %			
			157.00	18.00	12.55	69.71 %			
			6,774.00	1,018.00	328.52	32.27 %			
			6,774.00	1,018.00	328.52	32.27 %			
				0.00	0.00	0.00 %			
							Taka Release :	16.50	
							% of Allocation :	91.67 %	
		Export Processing Zone Authority (BEPZA)							
9	0325-5020 Capacity Building of the Bangladesh Export Processing Zones Authority.		2,516.00	637.00	362.54	56.91 %	25.32 %	507.45	20.23 %
			0.00	0.00	0.00	0.00 %	14.47 %	507.45	
			2,516.00	637.00	362.54	56.91 %		20.17 %	
	1-Jul-11 to 30-Jun-16	DFID, IDB	2,516.00	637.00	362.54	56.91 %		20.17 %	
				0.00	0.00	0.00 %			
							Taka Release :	8.25	
							% of Allocation :	0.00 %	

Project-wise Implementation Status of the project under Prime Minister's Office

Reporting Period: July 2012 To June 2013

RADP:2012-13

(Taka in Lakh)

SI No.	Ministry/Division Name Agency Name Project Code and Name		Project Cost	Target and Progress			Cumulative Progress upto Reporting Period		
				Financial		Physical (% of Total Project) A) Target B) Progress	Fin. Total PA (% of Projects Cost)	Physical Progress in %	
	Allocation	Expenditure							
	Implementation Period	Development Partner	A) Total B) Taka C) PA D) RPA	A) Total B) Taka C) PA D) RPA E) CDVAT	A) Total B) Taka C) PA D) RPA E) CDVAT	% of Allocation			
	1	2	3	4	5	6	7	8	9

Executing Agency Total	2,516.00	637.00	362.54	56.91 %	Taka Release :	8.25
	0.00	0.00	0.00	0.00 %	% of Allocation :	0.00 %
	2,516.00	637.00	362.54	56.91 %		
	2,516.00	637.00	362.54	56.91 %		
		0.00	0.00	0.00 %		

Board of Investment

10	0329-5010	Construction of 14 Storied Building with three Basement for Head Office of Board of Investment (BOI) at Sher-e-Banglanagar, Dhaka.	9,835.00	600.00	136.09	22.68 %	8.00 %	371.34	6.00 %
			9,835.00	600.00	136.09	22.68 %	3.00 %	0.00	
			0.00	0.00	0.00	0.00 %		3.78 %	
			0.00	0.00	0.00	0.00 %		0.00 %	
1-Jul-11	to 30-Jun-14	Non-Donor Project		0.00	0.00	0.00 %			
				0.00	0.00	0.00 %			
							Taka Release :	600.00	
							% of Allocation :	100.00 %	

Executing Agency Total	9,835.00	600.00	136.09	22.68 %	Taka Release :	600.00
	9,835.00	600.00	136.09	22.68 %	% of Allocation :	100.00 %
	0.00	0.00	0.00	0.00 %		
	0.00	0.00	0.00	0.00 %		
		0.00	0.00	0.00 %		

Asrayan Projects Implementation Agency

Project-wise Implementation Status of the project under Prime Minister's Office

Reporting Period: July 2012 To June 2013

RADP:2012-13

(Taka in Lakh)

SI No.	Ministry/Division Name Agency Name Project Code and Name		Project Cost	Target and Progress			Cumulative Progress upto Reporting Period		
				Financial		Physical (% of Total Project) A) Target B) Progress	Fin. Total PA (% of Projects Cost)	Physical Progress in %	
	Allocation	Expenditure							
	Implementation Period	Development Partner	A) Total B) Taka C) PA D) RPA	A) Total B) Taka C) PA D) RPA E) CDVAT	A) Total B) Taka C) PA D) RPA E) CDVAT	% of Allocation			
	1	2	3	4	5	6	7	8	9
11	0331-6530	Asrayan-2.	116,918.00	12,010.00	11,932.07	99.35 %	15.00 %	42,561.07	36.38%
			116,918.00	12,010.00	11,932.07	99.35 %	10.20 %	0.00	
			0.00	0.00	0.00	0.00 %		36.40 %	
			0.00	0.00	0.00	0.00 %		0.00 %	
1-Jul-10	to 30-Jun-17	Non-Donor Project							
				0.00	0.00	0.00 %		Taka Release : 12,010.00	
					0.00	0.00 %		% of Allocation : 100.00 %	
Executing Agency Total			116,918.00	12,010.00	11,932.07	99.35 %		Taka Release : 12,010.00	
			116,918.00	12,010.00	11,932.07	99.35 %		% of Allocation : 100.00 %	
			0.00	0.00	0.00	0.00 %			
			0.00	0.00	0.00	0.00 %			
				0.00	0.00	0.00 %			
Ministry Total			156,439.00	19,845.00	16,313.07	82.20 %		Taka Release : 15,734.59	
			135,616.00	16,161.00	14,864.75	91.98 %		% of Allocation : 97.36 %	
			20,823.00	3,684.00	1,448.32	39.31 %			
			9,290.00	1,655.00	691.06	41.76 %			
				0.00	0.00	0.00 %			

Project-wise Implementation Status of the project under Cabinet Division

Reporting Period: July 2012 To June 2013

RADP:2012-13

(Taka in Lakh)

SI No.	Ministry/Division Name Agency Name Project Code and Name		Project Cost	Target and Progress			Cumulative Progress upto Reporting Period		
				Financial		Physical (% of Total Project) A) Target B) Progress	Fin. Total PA (% of Projects Cost)	Physical Progress in %	
	Allocation	Expenditure							
	Implementation Period	Development Partner	A) Total B) Taka C) PA D) RPA	A) Total B) Taka C) PA D) RPA E) CDVAT	A) Total B) Taka C) PA D) RPA E) CDVAT	% of Allocation			
	1	2	3	4	5	6	7	8	9

Cabinet Division

Ministry's Own

12	0401-5761 Supporting the Good Governance Program Part-A : Cabinet Division Component.		764.00 151.00 613.00 0.00	55.00 7.00 48.00 0.00	138.23 4.45 133.78 0.00	251.33 % 63.57 % 278.71 % 0.00 %	5.50 % 13.00 %	863.72 784.17 113.05 % 127.92 %	65.34 %
1-Nov-07 to 31-Mar-13	ADB			0.00 0.00	0.00 0.00	0.00 % 0.00 %		Taka Release : 7.00 % of Allocation : 100.00 %	
13	0401-5012 Preparatory Activities to Develop and Implement Enabling Open Government Project (EOGP).		700.00 0.00 700.00 0.00	700.00 0.00 700.00 0.00	25.63 0.00 25.63 0.00	3.66 % 0.00 % 3.66 % 0.00 %	100.00 % 3.66 %	25.63 25.63 3.66 % 3.66 %	3.66 %
1-Oct-12 to 30-Jun-13	World Bank			0.00 0.00	0.00 0.00	0.00 % 0.00 %		Taka Release : 0.00 % of Allocation : 0.00 %	
Executing Agency Total			1,464.00 151.00 1,313.00 0.00	755.00 7.00 748.00 0.00	163.86 4.45 159.41 0.00	21.70 % 63.57 % 21.31 % 0.00 %		Taka Release : 7.00 % of Allocation : 100.00 %	

Project-wise Implementation Status of the project under Cabinet Division

Reporting Period: July 2012 To June 2013

RADP:2012-13

(Taka in Lakh)

SI No.	Ministry/Division Name		Project Cost	Target and Progress			Cumulative Progress upto Reporting Period		
	Agency Name			Financial		Physical (% of Total Project) A) Target B) Progress	Fin. Total PA (% of Projects Cost)	Physical Progress in %	
	Project Code and Name			Allocation	Expenditure				
	Implementation Period	Development Partner	A) Total B) Taka C) PA D) RPA	A) Total B) Taka C) PA D) RPA E) CDVAT	A) Total B) Taka C) PA D) RPA E) CDVAT	% of Allocation			
	1	2	3	4	5	6	7	8	9
Ministry Total			1,464.00	755.00	163.86	21.70 %			
			151.00	7.00	4.45	63.57 %			
			1,313.00	748.00	159.41	21.31 %			
			0.00	0.00	0.00	0.00 %			
				0.00	0.00	0.00 %			

Taka Release :	7.00
% of Allocation :	100.00 %

Project-wise Implementation Status of the project under Bangladesh Election Commission Secretariate

Reporting Period: July 2012 To June 2013

RADP:2012-13

(Taka in Lakh)

SI No.	Ministry/Division Name Agency Name Project Code and Name		Project Cost	Target and Progress			Cumulative Progress upto Reporting Period		
				Financial		Physical (% of Total Project) A) Target B) Progress	Fin. Total PA (% of Projects Cost)	Physical Progress in %	
	Allocation	Expenditure							
	Implementation Period	Development Partner	A) Total B) Taka C) PA D) RPA	A) Total B) Taka C) PA D) RPA E) CDVAT	A) Total B) Taka C) PA D) RPA E) CDVAT	% of Allocation			
	1	2	3	4	5	6	7	8	9

Bangladesh Election Commission Secretariate

Ministry's Own

14	0601-5060	Construction of Upazila and Regional Server Stations of Electoral Database.	32,621.00 22,964.00 9,657.00 0.00	6,660.00 4,500.00 2,160.00 0.00	4,999.14 3,166.30 1,832.84 0.00 0.00	75.06 % 70.36 % 84.85 % 0.00 % 0.00 %	15.76 % 14.04 %	24,588.17 9,061.76 75.38 % 93.84 %	77.49%
	1-Oct-08 to 30-Jun-13	DFID, UNDP, Netherlands						Taka Release : % of Allocation :	3,166.30 70.36 %
15	0601-5130	Identification System for Enhancing Access to Services.	137,919.00 1,419.00 136,500.00 0.00	3,218.00 184.00 3,034.00 0.00	719.73 122.78 596.95 0.00 0.00	22.37 % 66.73 % 19.68 % 0.00 % 0.00 %	2.34 % 0.53 %	784.37 661.59 0.57 % 0.48 %	0.58%
	1-Jul-11 to 30-Jun-16	IDA, World Bank						Taka Release : % of Allocation :	184.00 100.00 %
16	0601-5120	Construction of Election Resource Centre.	18,484.00 18,484.00 0.00 0.00	590.00 590.00 0.00 0.00	317.27 317.27 0.00 0.00	53.77 % 53.77 % 0.00 % 0.00 %	3.19 % 1.72 %	384.72 0.00 2.08 % 0.00 %	2.08%
	1-Jul-11 to 31-Dec-15	Non-Donor Project						Taka Release : % of Allocation :	590.00 100.00 %

Project-wise Implementation Status of the project under Bangladesh Election Commission Secretariate

Reporting Period: July 2012 To June 2013

RADP:2012-13

(Taka in Lakh)

SI No.	Ministry/Division Name Agency Name Project Code and Name		Project Cost	Target and Progress			Cumulative Progress upto Reporting Period		
				Financial		Physical (% of Total Project) A) Target B) Progress	Fin. Total PA (% of Projects Cost)	Physical Progress in %	
	Allocation	Expenditure							
	Implementation Period	Development Partner	A) Total B) Taka C) PA D) RPA	A) Total B) Taka C) PA D) RPA E) CDVAT	A) Total B) Taka C) PA D) RPA E) CDVAT	% of Allocation			
	1	2	3	4	5	6	7	8	9
17	0601-5110	Strengthening Election Management in Bangladesh.	14,178.00 478.00 13,700.00	3,808.00 108.00 3,700.00	3,819.45 11.45 3,808.00	100.30 % 10.60 % 102.92 %	26.93 % 26.93 %	6,280.42 6,263.44 44.30 % 45.72 %	44.29%
15-Apr-11 to 31-Mar-13	DFID, UNDP, USAID, EU		0.00	0.00	0.00	0.00 %			
				0.00	0.00	0.00 %		Taka Release : 11.45 % of Allocation : 10.60 %	
Executing Agency Total			203,202.00 43,345.00 159,857.00 0.00	14,276.00 5,382.00 8,894.00 0.00	9,855.59 3,617.80 6,237.79 0.00	69.04 % 67.22 % 70.13 % 0.00 %		Taka Release : 3,951.75 % of Allocation : 73.43 %	
Ministry Total			203,202.00 43,345.00 159,857.00 0.00	14,276.00 5,382.00 8,894.00 0.00	9,855.59 3,617.80 6,237.79 0.00	69.04 % 67.22 % 70.13 % 0.00 %		Taka Release : 3,951.75 % of Allocation : 73.43 %	

Project-wise Implementation Status of the project under Ministry of Public Administration

Reporting Period: July 2012 To June 2013

RADP:2012-13

(Taka in Lakh)

SI No.	Ministry/Division Name Agency Name Project Code and Name		Project Cost	Target and Progress			Cumulative Progress upto Reporting Period		
				Financial		Physical (% of Total Project) A) Target B) Progress	Fin. Total PA (% of Projects Cost)	Physical Progress in %	
	Allocation	Expenditure							
	Implementation Period	Development Partner	A) Total B) Taka C) PA D) RPA	A) Total B) Taka C) PA D) RPA E) CDVAT	A) Total B) Taka C) PA D) RPA E) CDVAT	% of Allocation			
	1	2	3	4	5	6	7	8	9

Ministry of Public Administration

Ministry's Own

18	0701-8441	Managing at the Top-2 (Mat-2) Bangladesh Public Service Capacity Building Programme.	19,073.00 2,500.00 16,573.00 0.00	1,600.00 100.00 1,500.00 0.00	961.71 97.14 864.57 0.00 0.00	60.11 % 97.14 % 57.64 % 0.00 % 0.00 %	16.51 % 9.90 %	15,611.31 14,309.14 81.85 % 86.34 %	83.49%
1-Sep-04 to 31-Aug-13	DFID							Taka Release : % of Allocation :	100.00 100.00 %
19	0701-5180	Strengthening of Bangladesh Public Administration Training Centre (Phase-3).	5,000.00 5,000.00 0.00 0.00	1,235.00 1,235.00 0.00 0.00	1,197.74 1,197.74 0.00 0.00	96.98 % 96.98 % 0.00 % 0.00 %	18.50 % 16.71 %	5,880.77 0.00 117.62 % 0.00 %	93.00%
1-Jul-08 to 30-Jun-13	Non-Donor Project							Taka Release : % of Allocation :	1,235.00 100.00 %
20	0701-8491	Civil Service Change Management Programme.	3,834.41 81.41 3,753.00 0.00	1,821.00 4.00 1,817.00 0.00	730.00 2.00 728.00 0.00 0.00	40.09 % 50.00 % 40.07 % 0.00 % 0.00 %	47.62 % 20.00 %	3,172.63 3,123.63 82.74 % 83.23 %	84.00%
1-Jul-08 to 31-Dec-12	UNDP							Taka Release : % of Allocation :	2.00 50.00 %

Project-wise Implementation Status of the project under Ministry of Public Administration

Reporting Period: July 2012 To June 2013

RADP:2012-13

(Taka in Lakh)

SI No.	Ministry/Division Name Agency Name Project Code and Name		Project Cost	Target and Progress			Cumulative Progress upto Reporting Period		
				Financial		Physical (% of Total Project) A) Target B) Progress	Fin. Total PA (% of Projects Cost)	Physical Progress in %	
	Allocation	Expenditure							
1	Implementation Period	2 Development Partner	A) Total B) Taka C) PA D) RPA	A) Total B) Taka C) PA D) RPA E) CDVAT	A) Total B) Taka C) PA D) RPA E) CDVAT	% of Allocation	7	8	9
21	0701-8431	Strengthening Government through Capacity Development of the BCS Cadre Officials.	25,077.00 25,077.00 0.00	4,350.00 4,350.00 0.00	3,703.43 3,703.43 0.00	85.14 % 85.14 % 0.00 %	20.00 % 19.30 % 0.00 %	11,061.28 0.00 44.11 % 0.00 %	86.22 %
	1-Jul-09 to 30-Jun-14	Non-Donor Project	0.00	0.00	0.00	0.00 %			
				0.00	0.00	0.00 %	Taka Release : % of Allocation :	4,350.00 100.00 %	
22	0701-5016	Institutional Development of Bangladesh Civil Service Administration Academy (2nd phase).	1,335.00 1,335.00 0.00	504.00 504.00 0.00	444.85 444.85 0.00	88.26 % 88.26 % 0.00 %	37.95 % 35.00 % 0.00 %	876.47 0.00 65.65 % 0.00 %	67.30 %
	1-Jul-11 to 30-Jun-13	Non-Donor Project	0.00	0.00	0.00	0.00 %			
				0.00	0.00	0.00 %	Taka Release : % of Allocation :	504.00 100.00 %	
23	0701-5061	ICT Development in the Ministry of Public Administration.	1,151.00 241.00 910.00 0.00	179.00 179.00 0.00 0.00	91.00 91.00 0.00 0.00	50.84 % 50.84 % 0.00 % 0.00 %	15.61 % 14.00 % 0.00 % 0.00 %	1,062.46 910.00 92.31 % 100.00 %	110.00 %
	1-Jul-10 to 31-Dec-12	Non-Donor Project		0.00	0.00	0.00 %			
				0.00	0.00	0.00 %	Taka Release : % of Allocation :	179.00 100.00 %	

Project-wise Implementation Status of the project under Ministry of Public Administration

Reporting Period: July 2012 To June 2013

RADP:2012-13

(Taka in Lakh)

SI No.	Ministry/Division Name Agency Name Project Code and Name		Project Cost	Target and Progress			Cumulative Progress upto Reporting Period		
				Financial		Physical (% of Total Project) A) Target B) Progress	Fin. Total PA (% of Projects Cost)	Physical Progress in %	
	Allocation	Expenditure							
	Implementation Period	Development Partner	A) Total B) Taka C) PA D) RPA	A) Total B) Taka C) PA D) RPA E) CDVAT	A) Total B) Taka C) PA D) RPA E) CDVAT	% of Allocation			
	1	2	3	4	5	6	7	8	9

Executing Agency Total	55,470.41	9,689.00	7,128.73	73.58 %	Taka Release :	6,370.00
	34,234.41	6,372.00	5,536.16	86.88 %	% of Allocation :	99.97 %
	21,236.00	3,317.00	1,592.57	48.01 %		
	0.00	0.00	0.00	0.00 %		
		0.00	0.00	0.00 %		

Autonomous Bodies & Other Institutions

24	0705-7011	Completion of incomplete Work of BIAM Foundation including Establishment of Cox-bazar BIAM Foundation Regional Centre .	2,048.00	1,250.00	1,120.89	89.67 %	42.75 %	2,024.09	100.00 %
			2,048.00	1,250.00	1,120.89	89.67 %	42.50 %	0.00	
			0.00	0.00	0.00	0.00 %		98.83 %	
			0.00	0.00	0.00	0.00 %		0.00 %	

1-Jul-09	to 30-Jun-13	Non-Donor Project	0.00	0.00	0.00	0.00 %			
				0.00	0.00	0.00 %	Taka Release :	1,250.00	
					0.00	0.00 %	% of Allocation :	100.00 %	

25	0705-5010	Digitalization of BPATC.	1,146.00	10.00	9.95	99.50 %	3.00 %	9.95	3.00 %
			1,146.00	10.00	9.95	99.50 %	3.00 %	0.00	
			0.00	0.00	0.00	0.00 %		0.87 %	
			0.00	0.00	0.00	0.00 %		0.00 %	

1-Oct-12	to 30-Jun-16	Non-Donor Project	0.00	0.00	0.00	0.00 %			
				0.00	0.00	0.00 %	Taka Release :	10.00	
					0.00	0.00 %	% of Allocation :	100.00 %	

Project-wise Implementation Status of the project under Ministry of Public Administration

Reporting Period: July 2012 To June 2013

RADP:2012-13

(Taka in Lakh)

SI No.	Ministry/Division Name Agency Name Project Code and Name		Project Cost	Target and Progress			Cumulative Progress upto Reporting Period		
				Financial		Physical (% of Total Project) A) Target B) Progress	Fin. Total PA (% of Projects Cost)	Physical Progress in %	
	Allocation	Expenditure							
	Implementation Period	Development Partner	A) Total B) Taka C) PA D) RPA	A) Total B) Taka C) PA D) RPA E) CDVAT	A) Total B) Taka C) PA D) RPA E) CDVAT	% of Allocation			
	1	2	3	4	5	6	7	8	9

Executing Agency Total	3,194.00	1,260.00	1,130.84	89.75 %	Taka Release : 1,260.00 % of Allocation : 100.00 %
	3,194.00	1,260.00	1,130.84	89.75 %	
	0.00	0.00	0.00	0.00 %	
	0.00	0.00	0.00	0.00 %	
	0.00	0.00	0.00	0.00 %	
Ministry Total	58,664.41	10,949.00	8,259.57	75.44 %	Taka Release : 7,630.00 % of Allocation : 99.97 %
	37,428.41	7,632.00	6,667.00	87.36 %	
	21,236.00	3,317.00	1,592.57	48.01 %	
	0.00	0.00	0.00	0.00 %	
	0.00	0.00	0.00	0.00 %	

Project-wise Implementation Status of the project under Public Service Commission

Reporting Period: July 2012 To June 2013

RADP:2012-13

(Taka in Lakh)

SI No.	Ministry/Division Name Agency Name Project Code and Name		Project Cost	Target and Progress			Cumulative Progress upto Reporting Period		
				Financial		Physical (% of Total Project) A) Target B) Progress	Fin. Total PA (% of Projects Cost)	Physical Progress in %	
	Allocation	Expenditure							
	Implementation Period	Development Partner	A) Total B) Taka C) PA D) RPA	A) Total B) Taka C) PA D) RPA E) CDVAT	A) Total B) Taka C) PA D) RPA E) CDVAT	% of Allocation			
	1	2	3	4	5	6	7	8	9

Public Service Commission

Public Service Commission

26	0801-5030	Construction of Complex of Bangladesh Govt. Public Service Commission at Agargaon Taltala, Shere Bangla Nagar in Dhaka.	2,571.00 2,571.00 0.00 0.00	1,247.00 1,247.00 0.00 0.00	1,222.41 1,222.41 0.00 0.00	98.03 % 98.03 % 0.00 % 0.00 %	48.07 % 48.07 % 96.89 % 0.00 %	2,491.16 0.00 96.89 % 0.00 %	99.00 %
1-Jul-09	to 30-Jun-13	Non-Donor Project						Taka Release : % of Allocation :	1,222.41 98.03 %

Executing Agency Total			2,571.00 2,571.00 0.00 0.00	1,247.00 1,247.00 0.00 0.00	1,222.41 1,222.41 0.00 0.00	98.03 % 98.03 % 0.00 % 0.00 %		Taka Release : % of Allocation :	1,222.41 98.03 %
Ministry Total			2,571.00 2,571.00 0.00 0.00	1,247.00 1,247.00 0.00 0.00	1,222.41 1,222.41 0.00 0.00	98.03 % 98.03 % 0.00 % 0.00 %		Taka Release : % of Allocation :	1,222.41 98.03 %

Project-wise Implementation Status of the project under Finance Division

Reporting Period: July 2012 To June 2013

RADP:2012-13

(Taka in Lakh)

SI No.	Ministry/Division Name Agency Name Project Code and Name		Project Cost A) Total B) Taka C) PA D) RPA	Target and Progress			Cumulative Progress upto Reporting Period		
				Financial		Physical (% of Total Project) A) Target B) Progress	Fin. Total PA (% of Projects Cost)	Physical Progress in %	
	Allocation	Expenditure							
1	Implementation Period	2 Development Partner	3	4 A) Total B) Taka C) PA D) RPA E) CDVAT	5 A) Total B) Taka C) PA D) RPA E) CDVAT	6 % of Allocation	7	8	9

Finance Division

Ministry's Own

27	0901-5120	Strengthening Comptroller and Oversight of Public Expenditure Project.	7,272.00 471.00 6,801.00 0.00	1,596.00 65.00 1,531.00 0.00	1,051.87 40.89 1,010.98 0.00	65.91 % 62.91 % 66.03 % 0.00 %	22.00 % 14.00 % 92.35 %	6,533.42 6,280.69 89.84 % 92.35 %	90.00 %
1-Feb-07 to 31-Jan-13	CIDA			20.00	0.00	0.00 %		Taka Release : 65.00 % of Allocation : 100.00 %	
28	0901-5091	Deepening MTBF and Strenthening Financial Accountability	55,750.00 2,017.20 53,732.80 0.00	11,210.00 210.00 11,000.00 0.00	10,061.97 160.37 9,901.60 0.00	89.76 % 76.37 % 90.01 % 0.00 %	24.00 % 21.00 % 52.78 %	28,827.38 28,361.74 51.71 % 52.78 %	59.00 %
1-Apr-09 to 30-Jun-15	World Bank			40.00	0.00	0.00 %		Taka Release : 170.00 % of Allocation : 80.95 %	
29	0901-5141	SPEMP-B : Strengthening the Office of the Comptroller and Auditor General Project.	16,896.00 0.00 16,896.00 5,452.00	2,176.00 0.00 2,176.00 2,175.00	1,978.45 0.00 1,978.45 1,978.45	90.92 % 0.00 % 90.92 % 90.96 %	19.00 % 17.00 % 12.96 % 12.96 %	2,190.43 2,190.43 12.96 % 12.96 %	19.00 %
1-Jul-11 to 30-Jun-14	World Bank			0.00	0.00	0.00 %		Taka Release : 0.00 % of Allocation : 0.00 %	

Project-wise Implementation Status of the project under Finance Division

Reporting Period: July 2012 To June 2013

RADP:2012-13

(Taka in Lakh)

SI No.	Ministry/Division Name Agency Name Project Code and Name		Project Cost	Target and Progress			Cumulative Progress upto Reporting Period		
				Financial		Physical (% of Total Project) A) Target B) Progress	Fin. Total PA (% of Projects Cost)	Physical Progress in %	
	Allocation	Expenditure							
	Implementation Period	Development Partner	A) Total B) Taka C) PA D) RPA	A) Total B) Taka C) PA D) RPA E) CDVAT	A) Total B) Taka C) PA D) RPA E) CDVAT	% of Allocation			
	1	2	3	4	5	6	7	8	9

Executing Agency Total	79,918.00	14,982.00	13,092.29	87.39 %	Taka Release :	235.00
	2,488.20	275.00	201.26	73.19 %	% of Allocation :	85.45 %
	77,429.80	14,707.00	12,891.03	87.65 %		
	5,452.00	2,175.00	1,978.45	90.96 %		
		60.00	0.00	0.00 %		

Autonomous Bodies and Other Institutions

30	0905-5011	Investment Promotion and Financing Facility (IPFF) Project.	472,962.00	869.00	621.43	71.51 %	0.33 %	2,083.16	0.80 %
			41,720.00	0.00	0.00	0.00 %	0.24 %	2,083.16	
			431,242.00	869.00	621.43	71.51 %		0.44 %	
			215,621.00	869.00	621.43	71.51 %		0.48 %	

1-Jan-07 to 31-Dec-14	IDA								
				0.00	0.00	0.00 %	Taka Release :	0.00	
							% of Allocation :	0.00 %	

Executing Agency Total	472,962.00	869.00	621.43	71.51 %	Taka Release :	0.00
	41,720.00	0.00	0.00	0.00 %	% of Allocation :	0.00 %
	431,242.00	869.00	621.43	71.51 %		
	215,621.00	869.00	621.43	71.51 %		
		0.00	0.00	0.00 %		

Project-wise Implementation Status of the project under Finance Division

Reporting Period: July 2012 To June 2013

RADP:2012-13

(Taka in Lakh)

SI No.	Ministry/Division Name Agency Name Project Code and Name		Project Cost	Target and Progress			Cumulative Progress upto Reporting Period		
				Financial		Physical (% of Total Project) A) Target B) Progress	Fin. Total PA (% of Projects Cost)	Physical Progress in %	
	Allocation	Expenditure							
	Implementation Period	Development Partner	A) Total B) Taka C) PA D) RPA	A) Total B) Taka C) PA D) RPA E) CDVAT	A) Total B) Taka C) PA D) RPA E) CDVAT	% of Allocation			
	1	2	3	4	5	6	7	8	9
Ministry Total			552,880.00	15,851.00	13,713.72	86.52 %			
			44,208.20	275.00	201.26	73.19 %			
			508,671.80	15,576.00	13,512.46	86.75 %			
			221,073.00	3,044.00	2,599.88	85.41 %			
				60.00	0.00	0.00 %			
							Taka Release :	235.00	
							% of Allocation :	85.45 %	

Project-wise Implementation Status of the project under Internal Resources Division (IRD)

Reporting Period: July 2012 To June 2013

RADP:2012-13

(Taka in Lakh)

SI No.	Ministry/Division Name Agency Name Project Code and Name		Project Cost	Target and Progress			Cumulative Progress upto Reporting Period		
				Financial		Physical (% of Total Project) A) Target B) Progress	Fin. Total PA (% of Projects Cost)	Physical Progress in %	
	Allocation	Expenditure							
	Implementation Period	Development Partner	A) Total B) Taka C) PA D) RPA	A) Total B) Taka C) PA D) RPA E) CDVAT	A) Total B) Taka C) PA D) RPA E) CDVAT	% of Allocation			
	1	2	3	4	5	6	7	8	9

Internal Resources Division (IRD)

National Board of Revenue

31	1103-5030	Construction of National Revenue Bhaban	14,136.00 14,136.00 0.00 0.00	500.00 500.00 0.00 0.00	0.00 0.00 0.00 0.00	0.00 % 0.00 % 0.00 % 0.00 %	0.00 % 0.00 % 2.18 % 0.00 %	308.00 0.00 2.18 % 0.00 %	4.34 %
1-Jan-09	to 31-Dec-13	Non-Donor Project		0.00 0.00	0.00 0.00	0.00 % 0.00 %		Taka Release : % of Allocation :	0.00 0.00 %
32	1103-5341	Tax Administration Capacity and Taxpayer Services.	7,550.00 690.00 6,860.00 0.00	1,660.00 260.00 1,400.00 0.00	1,399.75 11.08 1,388.67 0.00	84.32 % 4.26 % 99.19 % 0.00 %	25.00 % 23.00 % 42.38 % 46.19 %	3,199.75 3,168.67 42.38 % 46.19 %	45.00 %
1-Mar-09	to 28-Feb-14	DFID		0.00 184.00	0.00 0.00	0.00 % 0.00 %		Taka Release : % of Allocation :	130.00 50.00 %
33	1103-5040	Strengthening of Governance Management Project : a : Online Filing and Digitilization of Tax Returns; c: Establishment of Taxpayers Information and Service Centres.	7,898.00 7,898.00 0.00 0.00	40.00 40.00 0.00 0.00	16.12 16.12 0.00 0.00	40.30 % 40.30 % 0.00 % 0.00 %	2.00 % 1.00 % 0.00 % 0.00 %	20.82 0.00 0.26 % 0.00 %	2.00 %
1-Jul-11	to 31-Dec-13	ADB		0.00 0.00	0.00 0.00	0.00 % 0.00 %		Taka Release : % of Allocation :	215.00 537.50 %

Project-wise Implementation Status of the project under Internal Resources Division (IRD)

Reporting Period: July 2012 To June 2013

RADP:2012-13

(Taka in Lakh)

SI No.	Ministry/Division Name Agency Name Project Code and Name		Project Cost	Target and Progress			Cumulative Progress upto Reporting Period		
				Allocation	Financial		Physical (% of Total Project) A) Target B) Progress	Fin. Total PA (% of Projects Cost)	Physical Progress in %
					A) Total B) Taka C) PA D) RPA E) CDVAT	A) Total B) Taka C) PA D) RPA E) CDVAT			
1	2	3	4	5	6	7	8	9	
34	1103-5011	Governance Management Project : Component-a : Online Filing and Digitilization of Tax Returns, Component -c : Establishment of Taxpayers Information and Service Centres.	357.00	10.00	0.00	0.00 %	0.00 %	0.00	0.00 %
			64.00	10.00	0.00	0.00 %	0.00 %	0.00	0.00 %
			293.00	0.00	0.00	0.00 %		0.00 %	
			0.00	0.00	0.00	0.00 %		0.00 %	
1-Jul-11 to 31-Dec-13	ADB			0.00	0.00	0.00 %			
				0.00	0.00	0.00 %			
Executing Agency Total			29,941.00	2,210.00	1,415.87	64.07 %			
			22,788.00	810.00	27.20	3.36 %			
			7,153.00	1,400.00	1,388.67	99.19 %			
			0.00	0.00	0.00	0.00 %			
				184.00	0.00	0.00 %			
Ministry Total			29,941.00	2,210.00	1,415.87	64.07 %			
			22,788.00	810.00	27.20	3.36 %			
			7,153.00	1,400.00	1,388.67	99.19 %			
			0.00	0.00	0.00	0.00 %			
				184.00	0.00	0.00 %			
							Taka Release :	0.00	
							% of Allocation :	0.00 %	
							Taka Release :	345.00	
							% of Allocation :	42.59 %	

Project-wise Implementation Status of the project under Bank and Financial Institution Division

Reporting Period: July 2012 To June 2013

RADP:2012-13

(Taka in Lakh)

SI No.	Ministry/Division Name Agency Name Project Code and Name		Project Cost	Target and Progress			Cumulative Progress upto Reporting Period		
				Financial		Physical (% of Total Project) A) Target B) Progress	Fin. Total PA (% of Projects Cost)	Physical Progress in %	
	Allocation	Expenditure							
	Implementation Period	Development Partner	A) Total B) Taka C) PA D) RPA	A) Total B) Taka C) PA D) RPA E) CDVAT	A) Total B) Taka C) PA D) RPA E) CDVAT	% of Allocation			
	1	2	3	4	5	6	7	8	9

Bank and Financial Institution Division

Ministry's Own

35	1201-5030	Financial Sector Project for Development of Small and Medium Sized Enterprizes.	2,611.00	835.00	206.56	24.74 %	30.00 %	206.56	10.00 %
			883.00	285.00	64.43	22.61 %	10.00 %	142.13	
			1,728.00	550.00	142.13	25.84 %		7.91 %	
			883.00	550.00	142.13	25.84 %		8.23 %	
1-Sep-11 to 31-Mar-16	JICA			0.00	0.00	0.00 %			
							Taka Release :	219.00	
							% of Allocation :	76.84 %	

Executing Agency Total

2,611.00	835.00	206.56	24.74 %
883.00	285.00	64.43	22.61 %
1,728.00	550.00	142.13	25.84 %
883.00	550.00	142.13	25.84 %
	0.00	0.00	0.00 %

Taka Release :	219.00
% of Allocation :	76.84 %

Autonomous Bodies & Other Institutions

36	1205-5121	Central Bank Strengthening Project.	39,584.62	12,615.00	9,148.40	72.52 %	35.00 %	33,831.73	100.00 %
			9,536.07	0.00	0.00	0.00 %	35.00 %	28,354.63	
			30,048.55	12,615.00	9,148.40	72.52 %		85.47 %	
			0.00	0.00	0.00	0.00 %		94.36 %	
1-Jul-03 to 30-Jun-13	IDA			0.00	0.00	0.00 %			
							Taka Release :	0.00	
							% of Allocation :	0.00 %	

Project-wise Implementation Status of the project under Bank and Financial Institution Division

Reporting Period: July 2012 To June 2013

RADP:2012-13

(Taka in Lakh)

SI No.	Ministry/Division Name Agency Name Project Code and Name		Project Cost	Target and Progress			Cumulative Progress upto Reporting Period		
				Financial		Physical (% of Total Project) A) Target B) Progress	Fin. Total PA (% of Projects Cost)	Physical Progress in %	
	Allocation	Expenditure							
	Implementation Period	Development Partner	A) Total B) Taka C) PA D) RPA	A) Total B) Taka C) PA D) RPA E) CDVAT	A) Total B) Taka C) PA D) RPA E) CDVAT	% of Allocation			
	1	2	3	4	5	6	7	8	9
37	1205-5021	Improvement of Capital Markets Governance Project.	1,734.11	895.00	746.04	83.36 %	50.00 %	1,542.44	100.00%
			351.59	101.00	91.53	90.62 %	50.00 %	1,233.06	
			1,382.52	794.00	654.51	82.43 %		88.95 %	
	1-Jul-06 to 30-Jun-13	ADB	199.00	18.00	0.00	0.00 %		89.19 %	
				81.00	0.00	0.00 %			
							Taka Release : % of Allocation :	101.00 100.00 %	
38	1205-5014	Enhancing Efficiency of the Capital Markets.	697.00	246.33	55.40	22.49 %	30.00 %	55.40	5.00%
			82.00	31.33	8.89	28.38 %	5.00 %	46.51	
			615.00	215.00	46.51	21.63 %		7.95 %	
	1-Nov-12 to 31-Dec-14	ADB, ADB	0.00	0.00	0.00	0.00 %		7.56 %	
				0.00	0.00	0.00 %			
							Taka Release : % of Allocation :	31.33 100.00 %	
Executing Agency Total			42,015.73	13,756.33	9,949.84	72.33 %			
			9,969.66	132.33	100.42	75.89 %			
			32,046.07	13,624.00	9,849.42	72.29 %			
			199.00	18.00	0.00	0.00 %			
				81.00	0.00	0.00 %			

Project-wise Implementation Status of the project under Bank and Financial Institution Division

Reporting Period: July 2012 To June 2013

RADP:2012-13

(Taka in Lakh)

SI No.	Ministry/Division Name Agency Name Project Code and Name		Project Cost	Target and Progress			Cumulative Progress upto Reporting Period		
				Financial		Physical (% of Total Project) A) Target B) Progress	Fin. Total PA (% of Projects Cost)	Physical Progress in %	
	Allocation	Expenditure							
	Implementation Period	Development Partner	A) Total B) Taka C) PA D) RPA	A) Total B) Taka C) PA D) RPA E) CDVAT	A) Total B) Taka C) PA D) RPA E) CDVAT	% of Allocation			
	1	2	3	4	5	6	7	8	9
Ministry Total			44,626.73	14,591.33	10,156.40	69.61 %			
			10,852.66	417.33	164.85	39.50 %			
			33,774.07	14,174.00	9,991.55	70.49 %			
			1,082.00	568.00	142.13	25.02 %			
				81.00	0.00	0.00 %			
							Taka Release :	351.33	
							% of Allocation :	84.19 %	

Project-wise Implementation Status of the project under Economic Relations Division (ERD)

Reporting Period: July 2012 To June 2013

RADP:2012-13

(Taka in Lakh)

SI No.	Ministry/Division Name Agency Name Project Code and Name		Project Cost	Target and Progress			Cumulative Progress upto Reporting Period		
				Financial		Physical (% of Total Project) A) Target B) Progress	Fin. Total PA (% of Projects Cost)	Physical Progress in %	
	Allocation	Expenditure							
	Implementation Period	Development Partner	A) Total B) Taka C) PA D) RPA	A) Total B) Taka C) PA D) RPA E) CDVAT	A) Total B) Taka C) PA D) RPA E) CDVAT	% of Allocation			
	1	2	3	4	5	6	7	8	9

Economic Relations Division (ERD)

Ministry's Own

39	1301-5151	Japan Human Resources Development Programme (JDS).	22,609.34 323.04 22,286.30 0.00	2,015.00 15.00 2,000.00 0.00	1,735.98 10.58 1,725.40 0.00 0.00	86.15 % 70.53 % 86.27 % 0.00 % 0.00 %	9.00 % 8.00 % 67.89 % 67.65 %	15,349.23 15,075.94 67.89 % 67.65 %	68.00 %
	1-Jul-01 to 30-Jun-16	Japan						Taka Release : 15.00 % of Allocation : 100.00 %	
40	1301-6051	Capacity Building of ERD.	974.00 974.00 0.00 0.00	434.00 434.00 0.00 0.00	412.72 412.72 0.00 0.00	95.10 % 95.10 % 0.00 % 0.00 %	26.00 % 25.00 % 0.00 %	1,275.42 0.00 130.95 % 0.00 %	76.00 %
	1-Jul-08 to 31-Dec-13	Non-Donor Project						Taka Release : 434.00 % of Allocation : 100.00 %	
41	1301-5010	Enhance of Capacity of the Management of External aid in Bangladesh	687.00 687.00 0.00 0.00	15.00 15.00 0.00 0.00	0.00 0.00 0.00 0.00	0.00 % 0.00 % 0.00 % 0.00 %	8.00 % 0.00 %	0.00 0.00 0.00 % 0.00 %	0.00 %
	1-Jan-10 to 31-Dec-17	Non-Donor Project						Taka Release : 0.00 % of Allocation : 0.00 %	

Project-wise Implementation Status of the project under Economic Relations Division (ERD)

Reporting Period: July 2012 To June 2013

RADP:2012-13

(Taka in Lakh)

SI No.	Ministry/Division Name Agency Name Project Code and Name		Project Cost	Target and Progress			Cumulative Progress upto Reporting Period		
				Financial		Physical (% of Total Project) A) Target B) Progress	Fin. Total PA (% of Projects Cost)	Physical Progress in %	
	Allocation	Expenditure							
	Implementation Period	Development Partner	A) Total B) Taka C) PA D) RPA	A) Total B) Taka C) PA D) RPA E) CDVAT	A) Total B) Taka C) PA D) RPA E) CDVAT	% of Allocation			
	1	2	3	4	5	6	7	8	9
42	1301-5171	Strengthening Capacity for Aid Effectiveness in Bangladesh.	3,356.00	698.00	356.61	51.09 %	21.00 %	557.59	17.00 %
			50.00	22.00	17.85	81.14 %		538.75	
			3,306.00	676.00	338.76	50.11 %	11.00 %	16.61 %	
	1-Nov-11 to 30-Jun-15	UNDP	0.00	0.00	0.00	0.00 %		16.30 %	
				130.00	0.00	0.00 %			
							Taka Release :	13.98	
							% of Allocation :	63.55 %	
43	1301-5030	Central Co-ordination Unit of the Private Sector Development Support Project (CCU Project).	645.00	138.00	88.11	63.85 %	22.00 %	88.11	15.81 %
			0.00	0.00	0.00	0.00 %	14.00 %	88.11	
			645.00	138.00	88.11	63.85 %		13.66 %	
	1-Jan-12 to 30-Jun-16	DFID, IDA	645.00	138.00	88.11	63.85 %		13.66 %	
				0.00	0.00	0.00 %			
							Taka Release :	0.00	
							% of Allocation :	0.00 %	
	Executing Agency Total		28,271.34	3,300.00	2,593.42	78.59 %			
			2,034.04	486.00	441.15	90.77 %			
			26,237.30	2,814.00	2,152.27	76.48 %			
			645.00	138.00	88.11	63.85 %			
				130.00	0.00	0.00 %			
							Taka Release :	462.98	
							% of Allocation :	95.26 %	

Project-wise Implementation Status of the project under Economic Relations Division (ERD)

Reporting Period: July 2012 To June 2013

RADP:2012-13

(Taka in Lakh)

SI No.	Ministry/Division Name Agency Name Project Code and Name		Project Cost	Target and Progress			Cumulative Progress upto Reporting Period		
				Financial		Physical (% of Total Project) A) Target B) Progress	Fin. Total PA (% of Projects Cost)	Physical Progress in %	
	Allocation	Expenditure							
	Implementation Period	Development Partner	A) Total B) Taka C) PA D) RPA	A) Total B) Taka C) PA D) RPA E) CDVAT	A) Total B) Taka C) PA D) RPA E) CDVAT	% of Allocation			
	1	2	3	4	5	6	7	8	9
Ministry Total			28,271.34 2,034.04 26,237.30 645.00	3,300.00 486.00 2,814.00 138.00 130.00	2,593.42 441.15 2,152.27 88.11 0.00	78.59 % 90.77 % 76.48 % 63.85 % 0.00 %			
								Taka Release :	462.98
								% of Allocation :	95.26 %

Project-wise Implementation Status of the project under Planning Division

Reporting Period: July 2012 To June 2013

RADP:2012-13

(Taka in Lakh)

SI No.	Ministry/Division Name		Project Cost	Target and Progress			Cumulative Progress upto Reporting Period	
	Agency Name			Financial		Physical (% of Total Project)	Fin. Total PA (% of Projects Cost)	Physical Progress in %
	Project Code and Name			Allocation	Expenditure			
Implementation Period	Development Partner		A) Total B) Taka C) PA D) RPA	A) Total B) Taka C) PA D) RPA E) CDVAT	A) Total B) Taka C) PA D) RPA E) CDVAT	% of Allocation	A) Target B) Progress	
1	2	3	4	5	6	7	8	9

Planning Division

Ministry's Own

44	1401-7030	Assistance to SICT for Strengthening Planning Division, ERD, IMED through ICT.	1,646.69 22.55 1,624.14 0.00	26.72 0.00 26.72 0.00	9.59 0.00 9.59 0.00	35.89 % 0.00 % 35.89 % 0.00 %	0.00 % 0.00 % 94.82 % 95.70 %	1,561.32 1,554.27 94.82 % 95.70 %	80.00%
1-Jan-05	to 30-May-13	UNDP		0.00 0.00	0.00 0.00	0.00 % 0.00 %	Taka Release : % of Allocation :	0.00 0.00 %	
45	1401-5090	Special Purpose Development Assistance.	77,245.00 21,791.00 55,454.00 0.00	21,000.00 0.00 21,000.00 0.00	0.00 0.00 0.00 0.00	0.00 % 0.00 % 0.00 % 0.00 %	0.00 % 0.00 % 0.00 % 0.00 %	0.00 0.00 0.00 % 0.00 %	0.00%
1-Jul-12	to 30-Jun-13	Non-Donor Project		0.00 0.00	0.00 0.00	0.00 % 0.00 %	Taka Release : % of Allocation :	0.00 0.00 %	
46	1401-6050	Strengthening of Operational Support Unit in the Programming Division.	475.00 475.00 0.00 0.00	45.00 45.00 0.00 0.00	35.51 35.51 0.00 0.00	78.91 % 78.91 % 0.00 % 0.00 %	9.47 % 7.47 % 0.00 % 0.00 %	334.04 0.00 70.32 % 0.00 %	70.32%
1-Jul-05	to 30-Jun-14	Non-Donor Project		0.00 0.00	0.00 0.00	0.00 % 0.00 %	Taka Release : % of Allocation :	45.00 100.00 %	

Project-wise Implementation Status of the project under Planning Division

Reporting Period: July 2012 To June 2013

RADP:2012-13

(Taka in Lakh)

SI No.	Ministry/Division Name Agency Name Project Code and Name		Project Cost	Target and Progress			Cumulative Progress upto Reporting Period		
				Financial		Physical (% of Total Project) A) Target B) Progress	Fin. Total PA (% of Projects Cost)	Physical Progress in %	
	Allocation	Expenditure							
	Implementation Period	Development Partner	A) Total B) Taka C) PA D) RPA	A) Total B) Taka C) PA D) RPA E) CDVAT	A) Total B) Taka C) PA D) RPA E) CDVAT	% of Allocation			
	1	2	3	4	5	6	7	8	9
47	1401-5810	Strengthening of Efficiency of Planning Commission/Division (2nd Phase)	400.00 400.00 0.00 0.00	134.00 134.00 0.00 0.00	112.27 112.27 0.00 0.00	83.78 % 83.78 % 0.00 % 0.00 %	85.81 % 85.81 % 0.00 % 0.00 %	407.31 0.00 101.83 % 0.00 %	87.21 %
	1-Mar-07 to 30-Jun-13	Non-Donor Project		0.00 0.00	0.00 0.00	0.00 % 0.00 %		Taka Release : 44.75 % of Allocation : 33.40 %	
48	1401-5011	Program Support Unit, Planning Commission.	1,225.00 42.00 1,183.00 0.00	584.00 0.00 584.00 0.00	305.69 0.00 305.69 0.00	52.34 % 0.00 % 52.34 % 0.00 %	49.90 % 24.96 % 74.18 %	919.38 877.58 75.05 % 74.18 %	75.06%
	1-Oct-06 to 31-Dec-12	DANIDA		0.00 0.00	0.00 0.00	0.00 % 0.00 %		Taka Release : 0.00 % of Allocation : 0.00 %	
49	1401-5130	Emergency 2007 Cyclone Recovery and Restoration Project (ECRRP): Project Co-Ordination and Monitoring Unit	11,740.00 226.00 11,514.00 11,514.00	1,160.00 36.00 1,124.00 1,124.00	1,161.94 34.01 1,127.93 1,127.93	100.17 % 94.47 % 100.35 % 100.35 %	20.00 % 20.00 %	3,041.19 2,916.25 25.90 % 25.33 %	74.00%
	1-Aug-08 to 30-Jun-13	Non-Donor Project		0.00 0.00	0.00 0.00	0.00 % 0.00 %		Taka Release : 36.00 % of Allocation : 100.00 %	

Project-wise Implementation Status of the project under Planning Division

Reporting Period: July 2012 To June 2013

RADP:2012-13

(Taka in Lakh)

SI No.	Ministry/Division Name Agency Name Project Code and Name		Project Cost	Target and Progress			Cumulative Progress upto Reporting Period		
				Financial		Physical (% of Total Project) A) Target B) Progress	Fin. Total PA (% of Projects Cost)	Physical Progress in %	
	Allocation	Expenditure							
	Implementation Period	Development Partner	A) Total B) Taka C) PA D) RPA	A) Total B) Taka C) PA D) RPA E) CDVAT	A) Total B) Taka C) PA D) RPA E) CDVAT	% of Allocation			
	1	2	3	4	5	6	7	8	9
50	1401-5170	Establishment of BCS Economic Academy	2,446.00 2,446.00 0.00 0.00	840.00 840.00 0.00 0.00	770.67 770.67 0.00 0.00	91.75 % 91.75 % 0.00 % 0.00 %	34.23 % 34.23 % 34.23 % 0.00 %	837.29 0.00 34.23 % 0.00 %	49.02 %
	1-Oct-09 to 30-Jun-13	Non-Donor Project	0.00	0.00	0.00	0.00 %			
				0.00	0.00	0.00 %	Taka Release : % of Allocation :	773.00 92.02 %	
51	1401-7110	Strengthening of Development Academy and National Planning through increasing Physical and Training Facilities.	1,539.00 1,539.00 0.00 0.00	549.00 549.00 0.00 0.00	314.10 314.10 0.00 0.00	57.21 % 57.21 % 0.00 % 0.00 %	60.00 % 60.00 % 70.83 % 0.00 %	1,090.10 0.00 70.83 % 0.00 %	100.00 %
	1-Nov-10 to 30-Jun-13	Non-Donor Project	0.00	0.00	0.00	0.00 %			
				0.00	0.00	0.00 %	Taka Release : % of Allocation :	376.50 68.58 %	
52	1401-7120	Capacity Building for the Planning Commission : Poverty, Environment and Climate Mainstreaming (PECM).	687.00 0.00 687.00 0.00	250.00 0.00 250.00 0.00	118.59 0.00 118.59 0.00	47.44 % 0.00 % 47.44 % 0.00 %	28.00 % 21.00 % 76.22 % 76.22 %	523.61 523.61 76.22 % 76.22 %	79.89 %
	1-Jul-10 to 30-Sep-13	UNDP, UNEP	0.00	0.00	0.00	0.00 %			
				0.00	0.00	0.00 %	Taka Release : % of Allocation :	0.00 0.00 %	

Project-wise Implementation Status of the project under Planning Division

Reporting Period: July 2012 To June 2013

RADP:2012-13

(Taka in Lakh)

SI No.	Ministry/Division Name Agency Name Project Code and Name		Project Cost	Target and Progress			Cumulative Progress upto Reporting Period		
				Financial		Physical (% of Total Project) A) Target B) Progress	Fin. Total PA (% of Projects Cost)	Physical Progress in %	
	Allocation	Expenditure							
	Implementation Period	Development Partner	A) Total B) Taka C) PA D) RPA	A) Total B) Taka C) PA D) RPA E) CDVAT	A) Total B) Taka C) PA D) RPA E) CDVAT	% of Allocation			
	1	2	3	4	5	6	7	8	9
53	1401-5015 Strengthening Capacity of the General Economic Division (GED) to Integrate Polulation Issues into Development Plans.		437.00	90.00	20.06	22.29 %	20.51 %	20.06	22.00 %
			71.00	8.00	6.29	78.63 %		13.77	
			366.00	82.00	13.77	16.79 %	22.00 %	4.59 %	
	1-Jul-12 to 31-Dec-16	UNFPA	0.00	0.00	0.00	0.00 %		3.76 %	
				0.00	0.00	0.00 %	Taka Release : 8.00		
							% of Allocation : 100.00 %		
54	1401-5014 Enhancing the Capacity of SEI Division to Integrate Population and Gender Issues into Sectoral Planning.		351.00	15.00	9.54	63.60 %	4.26 %	19.08	0.42 %
			25.00	1.00	0.00	0.00 %	0.42 %	19.08	
			326.00	14.00	9.54	68.14 %		5.44 %	
	1-Jan-13 to 31-Dec-16	UNFPA	0.00	0.00	0.00	0.00 %		5.85 %	
				0.00	0.00	0.00 %	Taka Release : 0.00		
							% of Allocation : 0.00 %		
55	1401-5016 Implementation of Digital ECNEC.		1,761.00	69.56	39.45	56.71 %	3.95 %	39.45	2.24 %
			1,337.00	0.00	0.00	0.00 %	2.24 %	39.45	
			424.00	69.56	39.45	56.71 %		2.24 %	
	1-Jan-13 to 31-Dec-15	UNDP	0.00	0.00	0.00	0.00 %		9.30 %	
				0.00	0.00	0.00 %	Taka Release : 0.00		
							% of Allocation : 0.00 %		

Project-wise Implementation Status of the project under Planning Division

Reporting Period: July 2012 To June 2013

RADP:2012-13

(Taka in Lakh)

SI No.	Ministry/Division Name Agency Name Project Code and Name		Project Cost	Target and Progress			Cumulative Progress upto Reporting Period		
				Financial		Physical (% of Total Project) A) Target B) Progress	Fin. Total PA (% of Projects Cost)	Physical Progress in %	
	Allocation	Expenditure							
	Implementation Period	Development Partner	A) Total B) Taka C) PA D) RPA	A) Total B) Taka C) PA D) RPA E) CDVAT	A) Total B) Taka C) PA D) RPA E) CDVAT	% of Allocation			
	1	2	3	4	5	6	7	8	9

Executing Agency Total	99,952.69	24,763.28	2,897.41	11.70 %	Taka Release : 1,283.25 % of Allocation : 79.56 %
	28,374.55	1,613.00	1,272.85	78.91 %	
	71,578.14	23,150.28	1,624.56	7.02 %	
	11,514.00	1,124.00	1,127.93	100.35 %	
		0.00	0.00	0.00 %	
Ministry Total	99,952.69	24,763.28	2,897.41	11.70 %	Taka Release : 1,283.25 % of Allocation : 79.56 %
	28,374.55	1,613.00	1,272.85	78.91 %	
	71,578.14	23,150.28	1,624.56	7.02 %	
	11,514.00	1,124.00	1,127.93	100.35 %	
		0.00	0.00	0.00 %	

Project-wise Implementation Status of the project under Implementation Monitoring and Evaluation Division (IMED)

Reporting Period: July 2012 To June 2013

RADP:2012-13

(Taka in Lakh)

SI No.	Ministry/Division Name Agency Name Project Code and Name		Project Cost	Target and Progress			Cumulative Progress upto Reporting Period		
				Financial		Physical (% of Total Project) A) Target B) Progress	Fin. Total PA (% of Projects Cost)	Physical Progress in %	
	Allocation	Expenditure							
	Implementation Period	Development Partner	A) Total B) Taka C) PA D) RPA	A) Total B) Taka C) PA D) RPA E) CDVAT	A) Total B) Taka C) PA D) RPA E) CDVAT	% of Allocation			
	1	2	3	4	5	6	7	8	9

Implementation Monitoring and Evaluation Division (IMED)

Ministry's Own

56	1501-5012	Public Procurement Reform Project-2.	47,359.89 1,788.00 45,571.89 45,571.89	3,637.50 37.50 3,600.00 3,600.00	3,035.27 30.63 3,004.64 3,004.64	83.44 % 81.68 % 83.46 % 83.46 %	7.68 % 6.04 %	17,173.96 17,053.26 36.26 % 37.42 %	80.04 %
	1-Jul-07	to 30-Jun-17	IDA		0.00 0.00	0.00 % 0.00 %		Taka Release : % of Allocation :	30.63 81.68 %
57	1501-5019	Strengthening Monitoring and Evaluation Capacities of IMED (SMECI).	7,091.00 7,091.00 0.00 0.00	550.00 550.00 0.00 0.00	472.88 472.88 0.00 0.00	85.98 % 85.98 % 0.00 % 0.00 %	7.76 % 6.67 %	472.88 0.00 6.67 % 0.00 %	6.67 %
	1-Jan-13	to 31-Dec-15	Non-Donor Project		0.00 0.00	0.00 % 0.00 %		Taka Release : % of Allocation :	532.00 96.73 %
Executing Agency Total			54,450.89 8,879.00 45,571.89 45,571.89	4,187.50 587.50 3,600.00 3,600.00	3,508.15 503.51 3,004.64 3,004.64	83.78 % 85.70 % 83.46 % 83.46 %		Taka Release : % of Allocation :	562.63 95.77 %

Project-wise Implementation Status of the project under Implementation Monitoring and Evaluation Division (IMED)

Reporting Period: July 2012 To June 2013

RADP:2012-13

(Taka in Lakh)

SI No.	Ministry/Division Name Agency Name Project Code and Name		Project Cost	Target and Progress			Cumulative Progress upto Reporting Period		
				Financial		Physical (% of Total Project) A) Target B) Progress	Fin. Total PA (% of Projects Cost)	Physical Progress in %	
	Allocation	Expenditure							
	Implementation Period	Development Partner	A) Total B) Taka C) PA D) RPA	A) Total B) Taka C) PA D) RPA E) CDVAT	A) Total B) Taka C) PA D) RPA E) CDVAT	% of Allocation			
	1	2	3	4	5	6	7	8	9
Ministry Total			54,450.89	4,187.50	3,508.15	83.78 %			
			8,879.00	587.50	503.51	85.70 %			
			45,571.89	3,600.00	3,004.64	83.46 %			
			45,571.89	3,600.00	3,004.64	83.46 %			
				0.00	0.00	0.00 %			
							Taka Release :	562.63	
							% of Allocation :	95.77 %	

Project-wise Implementation Status of the project under Statistics and Informatics Division

Reporting Period: July 2012 To June 2013

RADP:2012-13

(Taka in Lakh)

SI No.	Ministry/Division Name Agency Name Project Code and Name		Project Cost A) Total B) Taka C) PA D) RPA	Target and Progress			Cumulative Progress upto Reporting Period		
				Financial		Physical (% of Total Project) A) Target B) Progress	Fin. Total PA (% of Projects Cost)	Physical Progress in %	
	Allocation	Expenditure							
1	Implementation Period	2 Development Partner	3	4 A) Total B) Taka C) PA D) RPA E) CDVAT	5 A) Total B) Taka C) PA D) RPA E) CDVAT	6 % of Allocation	7	8	9

Statistics and Informatics Division

Ministry's Own

58	1601-5150	Population & Housing Census, 2011.	12,050.00 8,756.00 3,294.00 0.00	346.53 116.53 230.00 0.00	230.16 104.99 125.17 0.00	66.42 % 90.10 % 54.42 % 0.00 %	1.37 % 0.91 %	18,517.41 5,435.34 153.67 % 165.01 %	73.31 %
1-Jul-08	to 30-Jun-14	DFID, JICA, CIDA, UNFPA, USAID, EU		0.00 0.00	0.00 0.00	0.00 % 0.00 %		Taka Release : % of Allocation :	116.00 99.55 %
59	1601-5006	Strengthening of Industrial Statistics (Manufacturing Sector) of Bangladesh.	500.00 500.00 0.00 0.00	148.00 148.00 0.00 0.00	144.36 144.36 0.00 0.00	97.54 % 97.54 % 0.00 % 0.00 %	25.00 % 20.50 %	475.74 0.00 95.15 % 0.00 %	95.50 %
1-Jul-10	to 30-Jun-13	Non-Donor Project		0.00 0.00	0.00 0.00	0.00 % 0.00 %		Taka Release : % of Allocation :	148.00 100.00 %
60	1601-5180	Nutritional Surveillance Component Project.	640.00 4.00 636.00 0.00	167.00 0.00 167.00 0.00	141.86 0.00 141.86 0.00	84.95 % 0.00 % 84.95 % 0.00 %	26.11 % 22.18 %	412.84 412.84 64.51 % 64.91 %	64.81 %
1-Jul-09	to 30-Jun-14	EU		0.00 0.00	0.00 0.00	0.00 % 0.00 %		Taka Release : % of Allocation :	0.00 0.00 %

Project-wise Implementation Status of the project under Statistics and Informatics Division

Reporting Period: July 2012 To June 2013

RADP:2012-13

(Taka in Lakh)

SI No.	Ministry/Division Name Agency Name Project Code and Name		Project Cost	Target and Progress			Cumulative Progress upto Reporting Period		
				Financial		Physical (% of Total Project) A) Target B) Progress	Fin. Total PA (% of Projects Cost)	Physical Progress in %	
	Allocation	Expenditure							
	Implementation Period	Development Partner	A) Total B) Taka C) PA D) RPA	A) Total B) Taka C) PA D) RPA E) CDVAT	A) Total B) Taka C) PA D) RPA E) CDVAT	% of Allocation			
	1	2	3	4	5	6	7	8	9

Executing Agency Total	13,190.00	661.53	516.38	78.06 %	Taka Release :	264.00
	9,260.00	264.53	249.35	94.26 %	% of Allocation :	99.80 %
	3,930.00	397.00	267.03	67.26 %		
	0.00	0.00	0.00	0.00 %		
		0.00	0.00	0.00 %		

Bangladesh Bureau of Statistics

61	1631-5010	Capacity Building of BBS (Phase-II) : Action Plan for National Strategy for the Development of Statistics (NSDS) Preparation.	125.00	60.00	49.16	81.93 %	30.00 %	122.04	103.00 %
			11.00	5.00	4.72	94.40 %	30.00 %	111.50	
			114.00	55.00	44.44	80.80 %		97.63 %	
			114.00	55.00	44.44	80.80 %		97.81 %	
1-Mar-11 to 30-Jun-13	World Bank			0.00	0.00	0.00 %	Taka Release :	5.00	
							% of Allocation :	100.00 %	
62	1631-5020	Digital Information System Project.	1,267.00	400.00	387.00	96.75 %	93.90 %	464.20	96.85 %
			1,267.00	400.00	387.00	96.75 %	90.75 %	0.00	
			0.00	0.00	0.00	0.00 %		36.64 %	
			0.00	0.00	0.00	0.00 %		0.00 %	
1-Jul-11 to 30-Jun-13	Non-Donor Project			0.00	0.00	0.00 %	Taka Release :	400.00	
				0.00	0.00	0.00 %	% of Allocation :	100.00 %	

Project-wise Implementation Status of the project under Statistics and Informatics Division

Reporting Period: July 2012 To June 2013

RADP:2012-13

(Taka in Lakh)

SI No.	Ministry/Division Name Agency Name Project Code and Name		Project Cost	Target and Progress			Cumulative Progress upto Reporting Period		
				Financial		Physical (% of Total Project) A) Target B) Progress	Fin. Total PA (% of Projects Cost)	Physical Progress in %	
	Allocation	Expenditure							
	Implementation Period	Development Partner	A) Total B) Taka C) PA D) RPA	A) Total B) Taka C) PA D) RPA E) CDVAT	A) Total B) Taka C) PA D) RPA E) CDVAT	% of Allocation			
	1	2	3	4	5	6	7	8	9
63	1631-5011	Economic Census-2013 Project.	19,353.00	10,483.37	9,703.00	92.56 %	60.29 %	19,600.42	52.45 %
			19,353.00	10,483.37	9,703.00	92.56 %	51.45 %	0.00	
			0.00	0.00	0.00	0.00 %		101.28 %	
			0.00	0.00	0.00	0.00 %		0.00 %	
	1-Jul-11 to 30-Jun-16	Non-Donor Project	0.00	0.00	0.00	0.00 %			
				1.00	0.00	0.00 %		Taka Release : 10,483.37	
								% of Allocation : 100.00 %	
64	1631-5024	Monitoring the Situation of Vital Statistics of Bangladesh.	2,954.00	398.00	271.74	68.28 %	13.47 %	271.74	9.07 %
			2,954.00	398.00	271.74	68.28 %	9.07 %	0.00	
			0.00	0.00	0.00	0.00 %		9.20 %	
			0.00	0.00	0.00	0.00 %		0.00 %	
	1-Jul-12 to 30-Jun-17	Non-Donor Project	0.00	0.00	0.00	0.00 %			
				0.00	0.00	0.00 %		Taka Release : 398.00	
								% of Allocation : 100.00 %	
65	1631-5035	Harmonization and Dissemination of Unified Agricultural Production Statistics.	345.00	234.29	136.41	58.22 %	84.00 %	136.41	82.00 %
			345.00	26.56	15.62	58.81 %	82.00 %	120.79	
			0.00	207.73	120.79	58.15 %		39.54 %	
			0.00	0.00	0.00	0.00 %		0.00 %	
	1-Jul-12 to 30-Jun-14	FAO	0.00	0.00	0.00	0.00 %			
				0.00	0.00	0.00 %		Taka Release : 25.50	
								% of Allocation : 96.01 %	

Project-wise Implementation Status of the project under Statistics and Informatics Division

Reporting Period: July 2012 To June 2013

RADP:2012-13

(Taka in Lakh)

SI No.	Ministry/Division Name Agency Name Project Code and Name		Project Cost	Target and Progress			Cumulative Progress upto Reporting Period		
				Financial		Physical (% of Total Project) A) Target B) Progress	Fin. Total PA (% of Projects Cost)	Physical Progress in %	
	Allocation	Expenditure							
	Implementation Period	Development Partner	A) Total B) Taka C) PA D) RPA	A) Total B) Taka C) PA D) RPA E) CDVAT	A) Total B) Taka C) PA D) RPA E) CDVAT	% of Allocation			
	1	2	3	4	5	6	7	8	9
66	1631-5025	Monitoring the Situation of Children and Women (MSCW, 3rd Phase).	685.00 29.00 656.00	512.00 21.00 491.00	473.69 12.89 460.80	92.52 % 61.38 % 93.85 %	75.00 % 70.35 %	473.89 461.00 69.18 % 70.27 %	70.38 %
	1-Jan-12 to 31-Dec-13	UNICEF	0.00	0.00 0.00	0.00 0.00	0.00 % 0.00 %		Taka Release : 21.00 % of Allocation : 100.00 %	
67	1631-5036	Strengthening Capacity of BBS in Population and Demographic Data Collection Using GIS.	1,598.00 540.00 1,058.00	276.00 110.00 166.00	162.90 106.90 56.00	59.02 % 97.18 % 33.73 %	60.00 % 60.00 %	162.90 56.00 10.19 % 5.29 %	60.00 %
	1-Jul-12 to 30-Jun-17	UNFPA	0.00	0.00 0.00	0.00 0.00	0.00 % 0.00 %		Taka Release : 110.00 % of Allocation : 100.00 %	
Executing Agency Total			26,327.00 24,499.00 1,828.00 114.00	12,363.66 11,443.93 919.73 55.00 1.00	11,183.90 10,501.87 682.03 44.44 0.00	90.46 % 91.77 % 74.16 % 80.80 % 0.00 %		Taka Release : 11,442.87 % of Allocation : 99.99 %	

Project-wise Implementation Status of the project under Statistics and Informatics Division

Reporting Period: July 2012 To June 2013

RADP:2012-13

(Taka in Lakh)

SI No.	Ministry/Division Name Agency Name Project Code and Name		Project Cost	Target and Progress			Cumulative Progress upto Reporting Period		
				Financial		Physical (% of Total Project) A) Target B) Progress	Fin. Total PA (% of Projects Cost)	Physical Progress in %	
	Allocation	Expenditure							
	Implementation Period	Development Partner	A) Total B) Taka C) PA D) RPA	A) Total B) Taka C) PA D) RPA E) CDVAT	A) Total B) Taka C) PA D) RPA E) CDVAT	% of Allocation			
	1	2	3	4	5	6	7	8	9
Ministry Total			39,517.00	13,025.19	11,700.28	89.83 %	Taka Release : 11,706.87		
			33,759.00	11,708.46	10,751.22	91.82 %	% of Allocation : 99.99 %		
			5,758.00	1,316.73	949.06	72.08 %			
			114.00	55.00	44.44	80.80 %			
				1.00	0.00	0.00 %			

Project-wise Implementation Status of the project under Ministry of Commerce

Reporting Period: July 2012 To June 2013

RADP:2012-13

(Taka in Lakh)

SI No.	Ministry/Division Name Agency Name Project Code and Name		Project Cost	Target and Progress			Cumulative Progress upto Reporting Period		
				Financial		Physical (% of Total Project) A) Target B) Progress	Fin. Total PA (% of Projects Cost)	Physical Progress in %	
	Allocation	Expenditure							
	Implementation Period	Development Partner	A) Total B) Taka C) PA D) RPA	A) Total B) Taka C) PA D) RPA E) CDVAT	A) Total B) Taka C) PA D) RPA E) CDVAT	% of Allocation			
	1	2	3	4	5	6	7	8	9

Ministry of Commerce

Ministry's Own

68	1701-5041	Support to Bangladesh RMG Sector Under BWTOTG Component of Best Programme.	1,768.00 227.00 1,541.00 0.00	501.00 0.00 501.00 0.00	491.29 0.00 491.29 0.00	98.06 % 0.00 % 98.06 % 0.00 %	28.00 % 28.00 % 58.96 % 67.65 %	1,042.49 1,042.49 58.96 % 67.65 %	40.00 %
	1-Jul-10 to 30-Jun-15	EC, UNIDO						Taka Release : % of Allocation :	0.00 0.00 %
69	1701-5040	Promotion of Social and Environmental Standard in the Industries (PSES).	3,990.00 84.00 3,906.00 0.00	1,485.00 35.00 1,450.00 0.00	1,427.34 0.00 1,427.34 0.00	96.12 % 0.00 % 98.44 % 0.00 %	37.00 % 36.00 % 85.98 % 87.66 %	3,430.54 3,423.91 85.98 % 87.66 %	96.00 %
	1-Jul-10 to 30-Jun-13	GTZ						Taka Release : % of Allocation :	6.55 18.71 %
70	1701-5050	Bangladesh Trade Policy Support Programme.	6,706.00 669.00 6,037.00 0.00	1,674.00 174.00 1,500.00 0.00	1,038.94 62.20 976.74 0.00	62.06 % 35.75 % 65.12 % 0.00 %	25.00 % 15.00 % 26.36 % 27.11 %	1,767.40 1,636.83 26.36 % 27.11 %	25.00 %
	1-Oct-09 to 30-Sep-15	EC						Taka Release : % of Allocation :	174.00 100.00 %

Project-wise Implementation Status of the project under Ministry of Commerce

Reporting Period: July 2012 To June 2013

RADP:2012-13

(Taka in Lakh)

SI No.	Ministry/Division Name Agency Name Project Code and Name		Project Cost	Target and Progress			Cumulative Progress upto Reporting Period		
				Financial		Physical (% of Total Project) A) Target B) Progress	Fin. Total PA (% of Projects Cost)	Physical Progress in %	
	Allocation	Expenditure							
	Implementation Period	Development Partner	A) Total B) Taka C) PA D) RPA	A) Total B) Taka C) PA D) RPA E) CDVAT	A) Total B) Taka C) PA D) RPA E) CDVAT	% of Allocation			
	1	2	3	4	5	6	7	8	9
71	1701-5061	Bangladesh Economic Groth Programme.	17,078.00 3,761.00 13,317.00	2,850.00 800.00 2,050.00	2,333.17 284.17 2,049.00	81.87 % 35.52 % 99.95 %	17.00 % 14.00 %	9,695.87 9,156.08 56.77 % 68.75 %	57.00 %
	1-Feb-08 to 30-Sep-14	USAID	0.00	0.00 0.00	0.00 0.00	0.00 % 0.00 %		Taka Release : 407.35 % of Allocation : 50.92 %	
72	1701-5030	Developing Business Services Markets in Bangladesh (Phase - II).	27,493.00 104.00 27,389.00	4,135.00 9.00 4,126.00	3,510.74 9.00 3,501.74	84.90 % 100.00 % 84.87 %	15.00 % 13.00 %	26,818.69 26,809.69 97.55 % 97.88 %	28.00 %
	1-Mar-08 to 31-Mar-13	DFID, CIDA, SDC, Netherlands	0.00	0.00 0.00	0.00 0.00	0.00 % 0.00 %		Taka Release : 9.00 % of Allocation : 100.00 %	
73	1701-0001	Development of Small Holding Tea Cultivation in Northern Bangladesh.	886.00 886.00 0.00 0.00	32.50 32.50 0.00 0.00	30.75 30.75 0.00 0.00	94.62 % 94.62 % 0.00 % 0.00 %	4.00 % 3.00 %	406.62 0.00 45.89 % 0.00 %	3.00 %
	1-Jan-02 to 31-Dec-14	Non-Donor Project	0.00	0.00 0.00	0.00 0.00	0.00 % 0.00 %		Taka Release : 32.50 % of Allocation : 100.00 %	

Project-wise Implementation Status of the project under Ministry of Commerce

Reporting Period: July 2012 To June 2013

RADP:2012-13

(Taka in Lakh)

SI No.	Ministry/Division Name Agency Name Project Code and Name		Project Cost	Target and Progress			Cumulative Progress upto Reporting Period		
				Financial		Physical (% of Total Project) A) Target B) Progress	Fin. Total PA (% of Projects Cost)	Physical Progress in %	
	Allocation	Expenditure							
	Implementation Period	Development Partner	A) Total B) Taka C) PA D) RPA	A) Total B) Taka C) PA D) RPA E) CDVAT	A) Total B) Taka C) PA D) RPA E) CDVAT	% of Allocation			
	1	2	3	4	5	6	7	8	9
74	1701-0002	Small Holding Tea Cultivation in Chittagong Hill Tracts.	1,029.00 1,029.00 0.00 0.00	110.15 110.15 0.00 0.00	62.54 62.54 0.00 0.00	56.78 % 56.78 % 0.00 % 0.00 %	11.00 % 6.00 %	389.80 0.00 37.88 % 0.00 %	6.00%
	1-Aug-03 to 30-Jun-15	Non-Donor Project						Taka Release : % of Allocation :	62.54 56.78 %
75	1701-0003	Construction of Own Godown House of TCB in Chittagong.	650.00 650.00 0.00 0.00	366.18 366.18 0.00 0.00	33.45 33.45 0.00 0.00	9.13 % 9.13 % 0.00 % 0.00 %	5.00 % 5.00 %	186.31 0.00 28.66 % 0.00 %	5.00%
	1-Jul-09 to 30-Jun-14	Non-Donor Project						Taka Release : % of Allocation :	33.45 9.13 %
76	1701-0004	Extension of the 9th & 10th Floors of the Buildings Situated at Kawran Bazar through Self Fianance of TCB.	684.00 684.00 0.00 0.00	384.33 384.33 0.00 0.00	356.33 356.33 0.00 0.00	92.71 % 92.71 % 0.00 % 0.00 %	56.00 % 52.00 %	678.00 0.00 99.12 % 0.00 %	52.00%
	30-Sep-11 to 30-Jun-13	Non-Donor Project						Taka Release : % of Allocation :	356.33 92.71 %

Project-wise Implementation Status of the project under Ministry of Commerce

Reporting Period: July 2012 To June 2013

RADP:2012-13

(Taka in Lakh)

SI No.	Ministry/Division Name		Project Cost	Target and Progress			Cumulative Progress upto Reporting Period		
	Agency Name			Financial		Physical (% of Total Project) A) Target B) Progress	Fin. Total PA (% of Projects Cost)	Physical Progress in %	
	Project Code and Name			Allocation	Expenditure				
	Implementation Period	Development Partner	A) Total B) Taka C) PA D) RPA	A) Total B) Taka C) PA D) RPA E) CDVAT	A) Total B) Taka C) PA D) RPA E) CDVAT	% of Allocation			
	1	2	3	4	5	6	7	8	9

Executing Agency Total	60,284.00	11,538.16	9,284.55	80.47 %	Taka Release :	1,081.72
	8,094.00	1,911.16	838.44	43.87 %	% of Allocation :	56.60 %
	52,190.00	9,627.00	8,446.11	87.73 %		
	0.00	0.00	0.00	0.00 %		
		35.00	0.00	0.00 %		
Ministry Total	60,284.00	11,538.16	9,284.55	80.47 %	Taka Release :	1,081.72
	8,094.00	1,911.16	838.44	43.87 %	% of Allocation :	56.60 %
	52,190.00	9,627.00	8,446.11	87.73 %		
	0.00	0.00	0.00	0.00 %		
		35.00	0.00	0.00 %		

Project-wise Implementation Status of the project under Ministry of Foreign Affairs

Reporting Period: July 2012 To June 2013

RADP:2012-13

(Taka in Lakh)

SI No.	Ministry/Division Name Agency Name Project Code and Name		Project Cost	Target and Progress			Cumulative Progress upto Reporting Period		
				Financial		Physical (% of Total Project) A) Target B) Progress	Fin. Total PA (% of Projects Cost)	Physical Progress in %	
	Allocation	Expenditure							
	Implementation Period	Development Partner	A) Total B) Taka C) PA D) RPA	A) Total B) Taka C) PA D) RPA E) CDVAT	A) Total B) Taka C) PA D) RPA E) CDVAT	% of Allocation			
	1	2	3	4	5	6	7	8	9

Ministry of Foreign Affairs

Embassies

77	1811-5010	Construction of Bangladesh Chansri Complex in Riad, Soudi Arab	3,500.00 3,500.00 0.00 0.00	1,000.00 1,000.00 0.00 0.00	268.40 268.40 0.00 0.00	26.84 % 26.84 % 0.00 % 0.00 %	28.57 % 3.84 %	312.59 0.00 8.93 % 0.00 %	5.10%
1-Jul-08	to 30-Jun-14	Non-Donor Project						Taka Release : % of Allocation :	1,000.00 100.00 %
78	1811-5040	Construction of Bangladesh Chancery Complex in Tokyo, Japan.	8,865.00 8,865.00 0.00 0.00	2,000.00 2,000.00 0.00 0.00	0.00 0.00 0.00 0.00	0.00 % 0.00 % 0.00 % 0.00 %	22.56 % 0.00 %	0.00 0.00 0.00 % 0.00 %	0.00%
1-Jul-11	to 30-Jun-13	Non-Donor Project						Taka Release : % of Allocation :	0.00 0.00 %
Executing Agency Total			12,365.00 12,365.00 0.00 0.00	3,000.00 3,000.00 0.00 0.00	268.40 268.40 0.00 0.00	8.95 % 8.95 % 0.00 % 0.00 %		Taka Release : % of Allocation :	1,000.00 33.33 %

High Commissions

Project-wise Implementation Status of the project under Ministry of Foreign Affairs

Reporting Period: July 2012 To June 2013

RADP:2012-13

(Taka in Lakh)

SI No.	Ministry/Division Name Agency Name Project Code and Name		Project Cost	Target and Progress			Cumulative Progress upto Reporting Period		
				Financial		Physical (% of Total Project) A) Target B) Progress	Fin. Total PA (% of Projects Cost)	Physical Progress in %	
	Allocation	Expenditure							
	A) Total B) Taka C) PA D) RPA E) CDVAT	A) Total B) Taka C) PA D) RPA E) CDVAT		% of Allocation					
1	2	3	4	5	6	7	8	9	
79	1812-5010	Construction of Bangladesh Chencery Complex in Islamabad of Pakistan.	2,980.00	2,000.00	57.59	2.88 %	2.50 %	145.24	6.86%
			2,980.00	2,000.00	57.59	2.88 %	1.93 %	0.00	
			0.00	0.00	0.00	0.00 %		4.87 %	
			0.00	0.00	0.00	0.00 %		0.00 %	
1-Jul-07 to 30-Jun-13	Non-Donor Project								
				0.00	0.00	0.00 %		Taka Release : 500.00	
					0.00	0.00 %		% of Allocation : 25.00 %	
Executing Agency Total			2,980.00	2,000.00	57.59	2.88 %		Taka Release : 500.00	
			2,980.00	2,000.00	57.59	2.88 %		% of Allocation : 25.00 %	
			0.00	0.00	0.00	0.00 %			
			0.00	0.00	0.00	0.00 %			
Ministry Total			15,345.00	5,000.00	325.99	6.52 %		Taka Release : 1,500.00	
			15,345.00	5,000.00	325.99	6.52 %		% of Allocation : 30.00 %	
			0.00	0.00	0.00	0.00 %			
			0.00	0.00	0.00	0.00 %			
				0.00	0.00	0.00 %			

Project-wise Implementation Status of the project under Ministry of Defence

Reporting Period: July 2012 To June 2013

RADP:2012-13

(Taka in Lakh)

SI No.	Ministry/Division Name Agency Name Project Code and Name		Project Cost	Target and Progress			Cumulative Progress upto Reporting Period		
				Financial		Physical (% of Total Project) A) Target B) Progress	Fin. Total PA (% of Projects Cost)	Physical Progress in %	
	Allocation	Expenditure							
	Implementation Period	Development Partner	A) Total B) Taka C) PA D) RPA	A) Total B) Taka C) PA D) RPA E) CDVAT	A) Total B) Taka C) PA D) RPA E) CDVAT	% of Allocation			
	1	2	3	4	5	6	7	8	9

Ministry of Defence
Survey of Bangladesh

80	1911-5010	Improvement of Digital Mapping System of Bangladesh (1st Revised)	19,528.00	590.00	575.73	97.58 %	3.02 %	11,861.53	60.74 %
			19,528.00	590.00	575.73	97.58 %	2.95 %	0.00	
			0.00	0.00	0.00	0.00 %		60.74 %	
			0.00	0.00	0.00	0.00 %		0.00 %	
1-Jul-07	to 30-Jun-16	DRGA		0.00	0.00	0.00 %			
				0.00	0.00	0.00 %			
								Taka Release :	590.00
								% of Allocation :	100.00 %

Executing Agency Total

			19,528.00	590.00	575.73	97.58 %		Taka Release :	590.00
			19,528.00	590.00	575.73	97.58 %		% of Allocation :	100.00 %
			0.00	0.00	0.00	0.00 %			
			0.00	0.00	0.00	0.00 %			

Meteorological Department

81	1913-5020	Establishment of 1st Class Meteorological Observation at Five Places Panchagarh(Tetulia),Kishoregonj (Nikli),Khagrachari (Dighinala)Cox's-bazar(St Martin) and Bandharban(Revised)	2,496.96	650.00	649.92	99.99 %	30.00 %	1,813.14	77.00 %
			2,496.96	650.00	649.92	99.99 %	30.00 %	0.00	
			0.00	0.00	0.00	0.00 %		72.61 %	
			0.00	0.00	0.00	0.00 %		0.00 %	
1-Jan-09	to 30-Jun-13	Non-Donor Project		0.00	0.00	0.00 %			
				0.00	0.00	0.00 %			
								Taka Release :	650.00
								% of Allocation :	100.00 %

Project-wise Implementation Status of the project under Ministry of Defence

Reporting Period: July 2012 To June 2013

RADP:2012-13

(Taka in Lakh)

SI No.	Ministry/Division Name Agency Name Project Code and Name		Project Cost	Target and Progress			Cumulative Progress upto Reporting Period		
				Financial		Physical (% of Total Project) A) Target B) Progress	Fin. Total PA (% of Projects Cost)	Physical Progress in %	
	Allocation	Expenditure							
	Implementation Period	Development Partner	A) Total B) Taka C) PA D) RPA	A) Total B) Taka C) PA D) RPA E) CDVAT	A) Total B) Taka C) PA D) RPA E) CDVAT	% of Allocation			
	1	2	3	4	5	6	7	8	9
82	1913-5030	Upgradation of Agro-Meteorological Services(Revised)	4,342.00 4,342.00 0.00 0.00	750.00 750.00 0.00 0.00	749.41 749.41 0.00 0.00	99.92 % 99.92 % 0.00 % 0.00 %	17.00 % 17.00 % 0.00 % 0.00 %	2,745.81 0.00 63.24 % 0.00 %	71.00 %
	1-Jul-09 to 30-Jun-13	Non-Donor Project						Taka Release : % of Allocation :	750.00 100.00 %
83	1913-5390	Development of Human Capacity on Operation of Weather Analysis and Forecasting.	3,124.73 218.50 2,906.23 0.00	747.00 47.00 700.00 0.00	744.75 44.75 700.00 0.00	99.70 % 95.21 % 100.00 % 0.00 %	24.00 % 24.00 % 0.00 % 0.00 %	2,759.88 2,585.00 88.32 % 88.95 %	88.00 %
	1-Jul-10 to 31-Dec-13	JICA						Taka Release : % of Allocation :	47.00 100.00 %
84	1913-5351	Establishment of Numerical Whether Prediction System.(2nd Phase)	2,072.00 2,072.00 0.00 0.00	450.00 450.00 0.00 0.00	431.19 431.19 0.00 0.00	95.82 % 95.82 % 0.00 % 0.00 %	22.00 % 21.00 % 0.00 % 0.00 %	1,174.58 0.00 56.69 % 0.00 %	57.00 %
	1-Jul-11 to 30-Jun-15	Non-Donor Project						Taka Release : % of Allocation :	450.00 100.00 %

Project-wise Implementation Status of the project under Ministry of Defence

Reporting Period: July 2012 To June 2013

RADP:2012-13

(Taka in Lakh)

SI No.	Ministry/Division Name Agency Name Project Code and Name		Project Cost	Target and Progress			Cumulative Progress upto Reporting Period		
				Financial		Physical (% of Total Project) A) Target B) Progress	Fin. Total PA (% of Projects Cost)	Physical Progress in %	
	Allocation	Expenditure							
	Implementation Period	Development Partner	A) Total B) Taka C) PA D) RPA	A) Total B) Taka C) PA D) RPA E) CDVAT	A) Total B) Taka C) PA D) RPA E) CDVAT	% of Allocation			
	1	2	3	4	5	6	7	8	9

Executing Agency Total	12,035.69	2,597.00	2,575.27	99.16 %	Taka Release :	1,897.00
	9,129.46	1,897.00	1,875.27	98.85 %	% of Allocation :	100.00 %
	2,906.23	700.00	700.00	100.00 %		
	0.00	0.00	0.00	0.00 %		
		0.00	0.00	0.00 %		

Bangladesh Army

85	1931-5000	Expansion of Physical Facilitise of the Defence Services Command and Staff College (DSCSC)at Mirpur Cantt.	8,057.00	2,218.00	2,218.00	100.00 %	28.00 %	6,546.00	84.00 %
			8,057.00	2,218.00	2,218.00	100.00 %	28.00 %	0.00	
			0.00	0.00	0.00	0.00 %		81.25 %	
			0.00	0.00	0.00	0.00 %		0.00 %	
1-Jan-09	to 31-Dec-13	Non-Donor Project		0.00	0.00	0.00 %			
				0.00	0.00	0.00 %			
							Taka Release :	2,218.00	
							% of Allocation :	100.00 %	
86	1931-5040	Establishment of Catt. Public School and College in Mirpur Cantonment.	2,711.23	1,200.00	1,200.00	100.00 %	44.26 %	2,291.00	84.50 %
			2,711.23	1,200.00	1,200.00	100.00 %	44.26 %	0.00	
			0.00	0.00	0.00	0.00 %		84.50 %	
			0.00	0.00	0.00	0.00 %		0.00 %	
1-Jul-10	to 30-Jun-14	Non-Donor Project		0.00	0.00	0.00 %			
				0.00	0.00	0.00 %			
							Taka Release :	1,200.00	
							% of Allocation :	100.00 %	

Project-wise Implementation Status of the project under Ministry of Defence

Reporting Period: July 2012 To June 2013

RADP:2012-13

(Taka in Lakh)

SI No.	Ministry/Division Name Agency Name Project Code and Name		Project Cost	Target and Progress			Cumulative Progress upto Reporting Period		
				Financial		Physical (% of Total Project) A) Target B) Progress	Fin. Total PA (% of Projects Cost)	Physical Progress in %	
	Allocation	Expenditure							
	Implementation Period	Development Partner	A) Total B) Taka C) PA D) RPA	A) Total B) Taka C) PA D) RPA E) CDVAT	A) Total B) Taka C) PA D) RPA E) CDVAT	% of Allocation			
	1	2	3	4	5	6	7	8	9
87	1931-5030	Construction of BMA Bangabandhu Complex, Bhatiary, Chittagong.	32,857.47 32,857.47 0.00 0.00	8,900.00 8,900.00 0.00 0.00	8,900.00 8,900.00 0.00 0.00	100.00 % 100.00 % 0.00 % 0.00 %	35.21 % 35.21 % 0.00 % 0.00 %	18,700.00 0.00 56.91 % 0.00 %	73.98 %
	1-Jul-10 to 30-Jun-13	Non-Donor Project	0.00	0.00	0.00	0.00 %			
			0.00	0.00	0.00	0.00 %		Taka Release : 8,900.00 % of Allocation : 100.00 %	
88	1931-5050	Siraj-Khaleda Memorial Cantonment Board General Hospital Extension	1,456.81 1,456.81 0.00 0.00	493.00 493.00 0.00 0.00	449.26 449.26 0.00 0.00	91.13 % 91.13 % 0.00 % 0.00 %	44.00 % 44.00 % 0.00 % 0.00 %	1,413.26 0.00 97.01 % 0.00 %	79.00 %
	1-Jun-11 to 30-Jun-13	Non-Donor Project	0.00	0.00	0.00	0.00 %			
			0.00	0.00	0.00	0.00 %		Taka Release : 450.00 % of Allocation : 91.28 %	
Executing Agency Total			45,082.51 45,082.51 0.00 0.00	12,811.00 12,811.00 0.00 0.00	12,767.26 12,767.26 0.00 0.00	99.66 % 99.66 % 0.00 % 0.00 %		Taka Release : 12,768.00 % of Allocation : 99.66 %	

Bangladesh Navy

Project-wise Implementation Status of the project under Ministry of Defence

Reporting Period: July 2012 To June 2013

RADP:2012-13

(Taka in Lakh)

SI No.	Ministry/Division Name Agency Name Project Code and Name		Project Cost	Target and Progress			Cumulative Progress upto Reporting Period		
				Financial		Physical (% of Total Project) A) Target B) Progress	Fin. Total PA (% of Projects Cost)	Physical Progress in %	
				Allocation	Expenditure				
1	2	3	4	5	6	7	8	9	
89	1933-5020	Construction of Academic Building for BN School and College Mongla, Bagerhat.	1,370.00 1,370.00 0.00 0.00	569.00 569.00 0.00 0.00	567.94 567.94 0.00 0.00	99.81 % 99.81 % 0.00 % 0.00 %	41.53 % 41.45 % 0.00 % 0.00 %	1,368.94 0.00 99.92 % 0.00 %	99.92 %
1-Jul-10 to 30-Jun-13	Non-Donor Project		0.00	0.00	0.00	0.00 %			
							Taka Release : % of Allocation :	569.00 100.00 %	
Executing Agency Total			1,370.00 1,370.00 0.00 0.00	569.00 569.00 0.00 0.00	567.94 567.94 0.00 0.00	99.81 % 99.81 % 0.00 % 0.00 %		Taka Release : % of Allocation :	569.00 100.00 %
Inter Services Departments									
90	1935-7081	Infrastructure Development of Inter Services Selection Board. (ISSB) at Dhaka Cantonment.	2,285.00 2,285.00 0.00 0.00	1,113.00 1,113.00 0.00 0.00	1,107.85 1,107.85 0.00 0.00	99.54 % 99.54 % 0.00 % 0.00 %	48.71 % 48.49 % 0.00 % 0.00 %	2,279.85 0.00 99.77 % 0.00 %	99.78 %
1-Mar-10 to 30-Jun-13	Non-Donor Project		0.00	0.00	0.00	0.00 %			
							Taka Release : % of Allocation :	1,107.85 99.54 %	

Project-wise Implementation Status of the project under Ministry of Defence

Reporting Period: July 2012 To June 2013

RADP:2012-13

(Taka in Lakh)

SI No.	Ministry/Division Name Agency Name Project Code and Name		Project Cost	Target and Progress			Cumulative Progress upto Reporting Period		
				Financial		Physical (% of Total Project) A) Target B) Progress	Fin. Total PA (% of Projects Cost)	Physical Progress in %	
	Allocation	Expenditure							
	Implementation Period	Development Partner	A) Total B) Taka C) PA D) RPA	A) Total B) Taka C) PA D) RPA E) CDVAT	A) Total B) Taka C) PA D) RPA E) CDVAT	% of Allocation			
	1	2	3	4	5	6	7	8	9
91	1935-5253	Cantonment Public School at Halishahar (Chittagong) and Contonment Public School at Rajshahi .	4,773.00 4,773.00 0.00 0.00	1,600.00 1,600.00 0.00 0.00	1,600.00 1,600.00 0.00 0.00	100.00 % 100.00 % 0.00 % 0.00 %	33.52 % 33.52 % 0.00 % 0.00 %	3,977.00 0.00 83.32 % 0.00 %	83.32 %
	1-Jan-10 to 31-Dec-13	Non-Donor Project						Taka Release : % of Allocation :	1,600.00 100.00 %
92	1935-5011	Extension and Modernization of CMH Dhaka (Phase-II).	6,478.00 6,478.00 0.00 0.00	1.00 1.00 0.00 0.00	0.75 0.75 0.00 0.00	75.00 % 75.00 % 0.00 % 0.00 %	0.01 % 0.01 % 0.00 % 0.00 %	0.75 0.00 0.01 % 0.00 %	0.01 %
	1-Jan-13 to 30-Jun-15	Non-Donor Project						Taka Release : % of Allocation :	0.75 75.00 %
Executing Agency Total			13,536.00 13,536.00 0.00 0.00	2,714.00 2,714.00 0.00 0.00	2,708.60 2,708.60 0.00 0.00	99.80 % 99.80 % 0.00 % 0.00 %		Taka Release : % of Allocation :	2,708.60 99.80 %

National Defence College

Project-wise Implementation Status of the project under Ministry of Defence

Reporting Period: July 2012 To June 2013

RADP:2012-13

(Taka in Lakh)

SI No.	Ministry/Division Name Agency Name Project Code and Name		Project Cost	Target and Progress			Cumulative Progress upto Reporting Period		
				Financial		Physical (% of Total Project) A) Target B) Progress	Fin. Total PA (% of Projects Cost)	Physical Progress in %	
	Allocation	Expenditure							
	Implementation Period	Development Partner	A) Total B) Taka C) PA D) RPA	A) Total B) Taka C) PA D) RPA E) CDVAT	A) Total B) Taka C) PA D) RPA E) CDVAT	% of Allocation			
	1	2	3	4	5	6	7	8	9
93	1905-5010	Establishment of Accommodation Bldg incl Ancillary Works for National Defence College (NDC) at Mipur Cantt.	6,082.00 6,082.00 0.00 0.00	2,100.00 2,100.00 0.00 0.00	2,100.00 2,100.00 0.00 0.00	100.00 % 100.00 % 0.00 % 0.00 %	34.53 % 34.53 % 75.49 % 0.00 %	4,591.00 0.00 75.49 % 0.00 %	75.49 %
1-Jan-10 to 30-Jun-14	Non-Donor Project							Taka Release : 2,100.00 % of Allocation : 100.00 %	
Executing Agency Total			6,082.00 6,082.00 0.00 0.00	2,100.00 2,100.00 0.00 0.00	2,100.00 2,100.00 0.00 0.00	100.00 % 100.00 % 0.00 % 0.00 %		Taka Release : 2,100.00 % of Allocation : 100.00 %	
Ministry Total			97,634.20 94,727.97 2,906.23 0.00	21,381.00 20,681.00 700.00 0.00	21,294.80 20,594.80 700.00 0.00	99.60 % 99.58 % 100.00 % 0.00 %		Taka Release : 20,632.60 % of Allocation : 99.77 %	

Project-wise Implementation Status of the project under Law and Justice Division

Reporting Period: July 2012 To June 2013

RADP:2012-13

(Taka in Lakh)

SI No.	Ministry/Division Name Agency Name Project Code and Name		Project Cost	Target and Progress			Cumulative Progress upto Reporting Period		
				Financial		Physical (% of Total Project) A) Target B) Progress	Fin. Total PA (% of Projects Cost)	Physical Progress in %	
	Allocation	Expenditure							
	Implementation Period	Development Partner	A) Total B) Taka C) PA D) RPA	A) Total B) Taka C) PA D) RPA E) CDVAT	A) Total B) Taka C) PA D) RPA E) CDVAT	% of Allocation			
	1	2	3	4	5	6	7	8	9

Law and Justice Division

Ministry's Own

94	2101-5380	Construction of District Registrar's Office in 20 Districts and sub-Registrar's Office in 63 Upazillas of Bangladesh (1st Phase).	13,018.00 13,018.00 0.00 0.00	2,000.00 2,000.00 0.00 0.00	1,471.69 1,471.69 0.00 0.00	73.58 % 73.58 % 0.00 % 0.00 %	25.00 % 13.00 % 82.01 % 0.00 %	10,675.50 0.00 82.01 % 0.00 %	87.25 %
1-Jul-06	to 30-Jun-13	Non-Donor Project						Taka Release : % of Allocation :	2,000.00 100.00 %
95	2101-5020	Construction of Chief Judicial Magistrate Court Buildings at 64 Districts of Bangladesh (1st phase).	73,169.00 73,169.00 0.00 0.00	10,285.62 10,285.62 0.00 0.00	10,263.42 10,263.42 0.00 0.00	99.78 % 99.78 % 0.00 % 0.00 %	15.00 % 15.00 % 27.67 % 0.00 %	20,248.38 0.00 27.67 % 0.00 %	21.54 %
1-Feb-09	to 30-Jun-14	Non-Donor Project						Taka Release : % of Allocation :	10,285.62 100.00 %
96	2101-5051	Addressing Violence Against Women through AOM.	81.00 15.00 66.00 66.00	19.00 0.00 19.00 0.00	19.00 0.00 19.00 0.00	100.00 % 0.00 % 100.00 % 0.00 %	25.00 % 25.00 % 75.96 % 93.23 %	61.53 61.53 75.96 % 93.23 %	77.51 %
1-Nov-10	to 31-Dec-12	Non-Donor Project						Taka Release : % of Allocation :	0.00 0.00 %

Project-wise Implementation Status of the project under Law and Justice Division

Reporting Period: July 2012 To June 2013

RADP:2012-13

(Taka in Lakh)

SI No.	Ministry/Division Name Agency Name Project Code and Name		Project Cost	Target and Progress			Cumulative Progress upto Reporting Period		
				Financial		Physical (% of Total Project) A) Target B) Progress	Fin. Total PA (% of Projects Cost)	Physical Progress in %	
	Allocation	Expenditure							
	Implementation Period	Development Partner	A) Total B) Taka C) PA D) RPA	A) Total B) Taka C) PA D) RPA E) CDVAT	A) Total B) Taka C) PA D) RPA E) CDVAT	% of Allocation			
	1	2	3	4	5	6	7	8	9

Executing Agency Total	86,268.00	12,304.62	11,754.11	95.53 %	Taka Release : 12,285.62 % of Allocation : 100.00 %
	86,202.00	12,285.62	11,735.11	95.52 %	
	66.00	19.00	19.00	100.00 %	
	66.00	0.00	0.00	0.00 %	
		0.00	0.00	0.00 %	
Ministry Total	86,268.00	12,304.62	11,754.11	95.53 %	Taka Release : 12,285.62 % of Allocation : 100.00 %
	86,202.00	12,285.62	11,735.11	95.52 %	
	66.00	19.00	19.00	100.00 %	
	66.00	0.00	0.00	0.00 %	
		0.00	0.00	0.00 %	

Project-wise Implementation Status of the project under Ministry of Home Affairs

Reporting Period: July 2012 To June 2013

RADP:2012-13

(Taka in Lakh)

SI No.	Ministry/Division Name Agency Name Project Code and Name		Project Cost	Target and Progress			Cumulative Progress upto Reporting Period		
				Financial		Physical (% of Total Project) A) Target B) Progress	Fin. Total PA (% of Projects Cost)	Physical Progress in %	
	Allocation	Expenditure							
	Implementation Period	Development Partner	A) Total B) Taka C) PA D) RPA	A) Total B) Taka C) PA D) RPA E) CDVAT	A) Total B) Taka C) PA D) RPA E) CDVAT	% of Allocation			
	1	2	3	4	5	6	7	8	9

Ministry of Home Affairs

Ministry's Own

97	2201-5050	Strengthening and Development of Whole Arrangement of BDR for Border Protection,	2,480.00 2,480.00 0.00 0.00	1,375.00 1,375.00 0.00 0.00	1,375.00 1,375.00 0.00 0.00	100.00 % 100.00 % 0.00 % 0.00 %	55.00 % 55.00 % 93.19 % 0.00 %	2,311.00 0.00 93.19 % 0.00 %	95.00 %
1-Jul-08	to 30-Jun-14	Non-Donor Project						Taka Release : % of Allocation :	1,375.30 100.02 %
98	2201-5041	Anti Trafficking Mechanism and Monitoring Project.	500.00 0.00 500.00 0.00	100.00 0.00 100.00 0.00	95.37 0.00 95.37 0.00	95.37 % 0.00 % 95.37 % 0.00 %	20.00 % 19.74 % 19.07 % 19.07 %	95.37 95.37 19.07 % 19.07 %	19.74 %
1-Jan-12	to 31-Dec-16	UNICEF						Taka Release : % of Allocation :	0.00 0.00 %
Executing Agency Total			2,980.00 2,480.00 500.00 0.00	1,475.00 1,375.00 100.00 0.00	1,470.37 1,375.00 95.37 0.00	99.69 % 100.00 % 95.37 % 0.00 %		Taka Release : % of Allocation :	1,375.30 100.02 %

Bangladesh Police Directorate

Project-wise Implementation Status of the project under Ministry of Home Affairs

Reporting Period: July 2012 To June 2013

RADP:2012-13

(Taka in Lakh)

SI No.	Ministry/Division Name Agency Name Project Code and Name		Project Cost	Target and Progress			Cumulative Progress upto Reporting Period		
				Financial		Physical (% of Total Project) A) Target B) Progress	Fin. Total PA (% of Projects Cost)	Physical Progress in %	
	Allocation	Expenditure							
	Implementation Period	Development Partner	A) Total B) Taka C) PA D) RPA	A) Total B) Taka C) PA D) RPA E) CDVAT	A) Total B) Taka C) PA D) RPA E) CDVAT	% of Allocation			
	1	2	3	4	5	6	7	8	9
99	2211-5970	Construction of worn 50 Building of Police Division	12,562.00 12,562.00 0.00 0.00	2,000.00 2,000.00 0.00 0.00	1,995.85 1,995.85 0.00 0.00	99.79 % 99.79 % 0.00 % 0.00 %	16.00 % 16.00 % 75.77 % 0.00 %	9,518.19 0.00 75.77 % 0.00 %	76.00 %
	1-Mar-08 to 30-Jun-13	Non-Donor Project						Taka Release : % of Allocation :	2,000.00 100.00 %
100	2211-5620	Construction of National Crime Control and Operation Monitoring Building.	8,246.91 8,246.91 0.00 0.00	3,240.00 3,240.00 0.00 0.00	3,216.42 3,216.42 0.00 0.00	99.27 % 99.27 % 0.00 % 0.00 %	39.00 % 39.00 % 99.77 % 0.00 %	8,227.66 0.00 99.77 % 0.00 %	100.00 %
	1-Jul-08 to 30-Jun-13	Non-Donor Project						Taka Release : % of Allocation :	3,240.00 100.00 %
101	2211-6000	Establishment of a DNA Laboratory	2,000.00 2,000.00 0.00 0.00	1,050.00 1,050.00 0.00 0.00	1,050.00 1,050.00 0.00 0.00	100.00 % 100.00 % 0.00 % 0.00 %	53.00 % 53.00 % 77.50 % 0.00 %	1,550.00 0.00 77.50 % 0.00 %	99.00 %
	1-Jul-11 to 1-Dec-13	Non-Donor Project						Taka Release : % of Allocation :	1,050.00 100.00 %

Project-wise Implementation Status of the project under Ministry of Home Affairs

Reporting Period: July 2012 To June 2013

RADP:2012-13

(Taka in Lakh)

SI No.	Ministry/Division Name Agency Name Project Code and Name		Project Cost	Target and Progress			Cumulative Progress upto Reporting Period		
				Financial		Physical (% of Total Project) A) Target B) Progress	Fin. Total PA (% of Projects Cost)	Physical Progress in %	
	Allocation	Expenditure							
	Implementation Period	Development Partner	A) Total B) Taka C) PA D) RPA	A) Total B) Taka C) PA D) RPA E) CDVAT	A) Total B) Taka C) PA D) RPA E) CDVAT	% of Allocation			
	1	2	3	4	5	6	7	8	9
102	2211-5060	Construction of 7 Rab Complex.	43,556.17 43,556.17 0.00 0.00	2,800.00 2,800.00 0.00 0.00	2,794.52 2,794.52 0.00 0.00	99.80 % 99.80 % 0.00 % 0.00 %	6.00 % 6.00 % 13.98 % 0.00 %	6,089.55 0.00 13.98 % 0.00 %	21.00 %
	1-Jan-10 to 31-Dec-14	Non-Donor Project	0.00	0.00	0.00	0.00 %			
							Taka Release : % of Allocation :	2,800.00 100.00 %	
103	2211-5070	Construction of 50 highway polish post of polosh division in different places of Bangladesh	5,203.30 5,203.30 0.00 0.00	950.00 950.00 0.00 0.00	937.79 937.79 0.00 0.00	98.71 % 98.71 % 0.00 % 0.00 %	18.00 % 18.00 % 25.37 % 0.00 %	1,319.98 0.00 25.37 % 0.00 %	25.00 %
	1-Jan-10 to 1-Dec-13	Non-Donor Project	0.00	0.00	0.00	0.00 %			
							Taka Release : % of Allocation :	945.00 99.47 %	
104	2211-5050	Construction of 60 Investigation Centre Type Plan in the various places of Police Department.	9,701.20 9,701.20 0.00 0.00	1,900.00 1,900.00 0.00 0.00	1,891.59 1,891.59 0.00 0.00	99.56 % 99.56 % 0.00 % 0.00 %	20.00 % 19.00 % 36.00 % 0.00 %	3,492.48 0.00 36.00 % 0.00 %	36.00 %
	1-Jul-09 to 30-Jun-13	Non-Donor Project	0.00	0.00	0.00	0.00 %			
							Taka Release : % of Allocation :	1,900.00 100.00 %	

Project-wise Implementation Status of the project under Ministry of Home Affairs

Reporting Period: July 2012 To June 2013

RADP:2012-13

(Taka in Lakh)

SI No.	Ministry/Division Name Agency Name Project Code and Name		Project Cost	Target and Progress			Cumulative Progress upto Reporting Period		
				Financial		Physical (% of Total Project) A) Target B) Progress	Fin. Total PA (% of Projects Cost)	Physical Progress in %	
	Allocation	Expenditure							
	Implementation Period	Development Partner	A) Total B) Taka C) PA D) RPA	A) Total B) Taka C) PA D) RPA E) CDVAT	A) Total B) Taka C) PA D) RPA E) CDVAT	% of Allocation			
	1	2	3	4	5	6	7	8	9
105	2211-5080	Construction of 10 Barak bhaban for the Polish.	9,789.47 9,789.47 0.00 0.00	1,800.00 1,800.00 0.00 0.00	1,778.95 1,778.95 0.00 0.00	98.83 % 98.83 % 0.00 % 0.00 %	18.00 % 18.00 % 39.65 % 0.00 %	3,881.93 0.00 39.65 % 0.00 %	44.00 %
	1-Jan-10 to 1-Dec-13	Non-Donor Project	0.00	0.00	0.00	0.00 %			
				0.00	0.00	0.00 %	Taka Release : % of Allocation :	1,800.00 100.00 %	
106	2211-6001	Modernization of Bangladesh Police Academy, Sardah.	2,000.00 2,000.00 0.00 0.00	600.00 600.00 0.00 0.00	536.74 536.74 0.00 0.00	89.46 % 89.46 % 0.00 % 0.00 %	30.00 % 29.00 % 67.40 % 0.00 %	1,348.05 0.00 67.40 % 0.00 %	69.00 %
	1-Feb-11 to 30-Mar-13	Non-Donor Project	0.00	0.00	0.00	0.00 %			
				0.00	0.00	0.00 %	Taka Release : % of Allocation :	600.00 100.00 %	
107	2211-5090	Police Renovation Programme (2nd phase).	41,240.50 21,370.25 19,870.25 0.00	3,300.00 0.00 3,300.00 0.00	3,300.00 0.00 3,300.00 0.00	100.00 % 0.00 % 100.00 % 0.00 %	19.00 % 20.00 % 34.80 % 69.46 %	14,352.70 13,802.70 34.80 % 69.46 %	65.00 %
	1-Jul-10 to 30-Sep-14	DFID, UNDP	0.00	0.00	0.00	0.00 %			
				700.00	0.00	0.00 %	Taka Release : % of Allocation :	0.00 0.00 %	

Project-wise Implementation Status of the project under Ministry of Home Affairs

Reporting Period: July 2012 To June 2013

RADP:2012-13

(Taka in Lakh)

SI No.	Ministry/Division Name Agency Name Project Code and Name		Project Cost	Target and Progress			Cumulative Progress upto Reporting Period		
				Allocation	Financial		Physical (% of Total Project) A) Target B) Progress	Fin. Total PA (% of Projects Cost)	Physical Progress in %
					A) Total B) Taka C) PA D) RPA E) CDVAT	A) Total B) Taka C) PA D) RPA E) CDVAT			
1	2	3	4	5	6	7	8	9	
108	2211-5012	Construction of 45 Offices for CID by Vertical Extension of the Existing Offices of Police Supers in 45 Districts.	1,813.00 1,813.00 0.00 0.00	150.00 150.00 0.00 0.00	149.85 149.85 0.00 0.00	99.90 % 99.90 % 0.00 % 0.00 %	8.00 % 8.00 % 0.00 % 0.00 %	149.85 0.00 8.27 % 0.00 %	8.00 %
1-Jul-12	to 30-Jun-13	Non-Donor Project	0.00	0.00	0.00	0.00 %			
				0.00	0.00	0.00 %		Taka Release : 150.00 % of Allocation : 100.00 %	
109	2211-5013	Construction of 101 Dilapidated Thana Building Type Plan of the Police Department.	500.00 500.00 0.00 0.00	100.00 100.00 0.00 0.00	93.70 93.70 0.00 0.00	93.70 % 93.70 % 0.00 % 0.00 %	20.00 % 19.00 % 0.00 % 0.00 %	93.70 0.00 18.74 % 0.00 %	19.00 %
1-Jul-10	to 30-Jun-15	Non-Donor Project	0.00	0.00	0.00	0.00 %			
				0.00	0.00	0.00 %		Taka Release : 100.00 % of Allocation : 100.00 %	
Executing Agency Total			136,612.55 116,742.30 19,870.25 0.00	17,890.00 14,590.00 3,300.00 0.00	17,745.41 14,445.41 3,300.00 0.00	99.19 % 99.01 % 100.00 % 0.00 %		Taka Release : 14,585.00 % of Allocation : 99.97 %	
				900.00	0.00	0.00 %			

Boarder Guard Bangladesh

Project-wise Implementation Status of the project under Ministry of Home Affairs

Reporting Period: July 2012 To June 2013

RADP:2012-13

(Taka in Lakh)

SI No.	Ministry/Division Name Agency Name Project Code and Name		Project Cost	Target and Progress			Cumulative Progress upto Reporting Period		
				Financial		Physical (% of Total Project) A) Target B) Progress	Fin. Total PA (% of Projects Cost)	Physical Progress in %	
	Allocation	Expenditure							
	Implementation Period	Development Partner	A) Total B) Taka C) PA D) RPA	A) Total B) Taka C) PA D) RPA E) CDVAT	A) Total B) Taka C) PA D) RPA E) CDVAT	% of Allocation			
	1	2	3	4	5	6	7	8	9
110	2231-5040	Establishment of 50 baded 3 BGB Hospital (Chuadanga, Takurgaon and Khagrachari)	14,352.00 14,352.00 0.00	4,200.00 4,200.00 0.00	4,199.70 4,199.70 0.00	99.99 % 99.99 % 0.00 %	35.00 % 29.00 % 0.00 %	8,575.58 0.00 59.75 % 0.00 %	60.00%
	1-Jul-09 to 1-Dec-13	Non-Donor Project	0.00	0.00	0.00	0.00 %			
				0.00	0.00	0.00 %	Taka Release : % of Allocation :	4,200.00 100.00 %	
111	2231-5231	Procurement of Modern Equipment and Facilities for Bangladesh Rifles.	4,600.00 4,600.00 0.00	2,294.00 2,294.00 0.00	2,177.15 2,177.15 0.00	94.91 % 94.91 % 0.00 %	50.00 % 47.00 % 0.00 %	4,483.00 0.00 97.46 % 0.00 %	97.00%
	1-Jan-11 to 30-Jun-13	Non-Donor Project	0.00	0.00	0.00	0.00 %			
				0.00	0.00	0.00 %	Taka Release : % of Allocation :	2,211.50 96.40 %	
112	2231-5011	Electrification of 165 nos BOP by Solar power.	2,923.00 2,923.00 0.00	558.00 558.00 0.00	557.58 557.58 0.00	99.92 % 99.92 % 0.00 %	19.00 % 19.00 % 0.00 %	2,757.58 0.00 94.34 % 0.00 %	75.00%
	1-Jul-11 to 1-Jul-13	Non-Donor Project	0.00	0.00	0.00	0.00 %			
				0.00	0.00	0.00 %	Taka Release : % of Allocation :	557.58 99.92 %	

Project-wise Implementation Status of the project under Ministry of Home Affairs

Reporting Period: July 2012 To June 2013

RADP:2012-13

(Taka in Lakh)

SI No.	Ministry/Division Name Agency Name Project Code and Name		Project Cost	Target and Progress			Cumulative Progress upto Reporting Period		
				Financial		Physical (% of Total Project) A) Target B) Progress	Fin. Total PA (% of Projects Cost)	Physical Progress in %	
				Allocation	Expenditure				
1	2	3	4	5	6	7	8	9	
113	2231-5060	Construction of 15 Cyclone Centre Type BOP at Border Areas of Bangladesh Border Guard.	1,150.00	399.00	399.00	100.00 %	35.00 %	899.00	83.00%
			1,150.00	399.00	399.00	100.00 %	35.00 %	0.00	
			0.00	0.00	0.00	0.00 %		78.17 %	
			0.00	0.00	0.00	0.00 %		0.00 %	
1-Jul-11 to 30-Jun-14	Non-Donor Project		0.00	0.00	0.00	0.00 %			
			0.00	0.00	0.00	0.00 %	Taka Release :	399.00	
				0.00	0.00	0.00 %	% of Allocation :	100.00 %	
114	2231-5070	Construction of 85 BOP at Plainland Areas of Bangladesh Border Guard.	4,313.00	421.00	419.99	99.76 %	10.00 %	1,166.99	15.00%
			4,313.00	421.00	419.99	99.76 %	10.00 %	0.00	
			0.00	0.00	0.00	0.00 %		27.06 %	
			0.00	0.00	0.00	0.00 %		0.00 %	
1-Oct-11 to 30-Jun-14	Non-Donor Project		0.00	0.00	0.00	0.00 %			
			0.00	0.00	0.00	0.00 %	Taka Release :	421.00	
				0.00	0.00	0.00 %	% of Allocation :	100.00 %	
Executing Agency Total			27,338.00	7,872.00	7,753.42	98.49 %	Taka Release :	7,789.08	
			27,338.00	7,872.00	7,753.42	98.49 %	% of Allocation :	98.95 %	
			0.00	0.00	0.00	0.00 %			
			0.00	0.00	0.00	0.00 %			

Department of Prisons

Project-wise Implementation Status of the project under Ministry of Home Affairs

Reporting Period: July 2012 To June 2013

RADP:2012-13

(Taka in Lakh)

SI No.	Ministry/Division Name Agency Name Project Code and Name		Project Cost	Target and Progress			Cumulative Progress upto Reporting Period		
				Financial		Physical (% of Total Project) A) Target B) Progress	Fin. Total PA (% of Projects Cost)	Physical Progress in %	
	Allocation	Expenditure							
	Implementation Period	Development Partner	A) Total B) Taka C) PA D) RPA	A) Total B) Taka C) PA D) RPA E) CDVAT	A) Total B) Taka C) PA D) RPA E) CDVAT	% of Allocation			
	1	2	3	4	5	6	7	8	9
115	2251-5020	Construction of Central Zail for Accused under judge at Keraniganj in Dhaka city	33,708.48 33,708.48 0.00	5,000.00 5,000.00 0.00	4,997.90 4,997.90 0.00	99.96 % 99.96 % 0.00 %	15.00 % 15.00 % 0.00 %	13,425.71 0.00 39.83 % 0.00 %	40.00 %
1-Jul-06	to 30-Jun-14	Non-Donor Project	0.00	0.00	0.00	0.00 %			
				0.00	0.00	0.00 %	Taka Release : % of Allocation :	5,000.00 100.00 %	
116	2251-5030	Reconstruction of Dinajpur District Zail	8,471.66 8,471.66 0.00	1,700.00 1,700.00 0.00	1,687.44 1,687.44 0.00	99.26 % 99.26 % 0.00 %	20.00 % 20.00 % 0.00 %	4,519.15 0.00 53.34 % 0.00 %	53.00 %
1-Jul-09	to 30-Jun-14	Non-Donor Project	0.00	0.00	0.00	0.00 %			
				0.00	0.00	0.00 %	Taka Release : % of Allocation :	1,705.31 100.31 %	
117	2251-5310	Reconstruction of Barguna, Patuakhali, jhalakathi, Barisal and Madaripur jail under Rehabilitation program in the context of the damage jails by Cyclone.	2,397.00 2,397.00 0.00	700.00 700.00 0.00	698.53 698.53 0.00	99.79 % 99.79 % 0.00 %	29.00 % 29.00 % 0.00 %	812.23 0.00 33.89 % 0.00 %	34.00 %
1-Mar-11	to 30-Jun-13	Non-Donor Project	0.00	0.00	0.00	0.00 %			
				0.00	0.00	0.00 %	Taka Release : % of Allocation :	700.00 100.00 %	

Project-wise Implementation Status of the project under Ministry of Home Affairs

Reporting Period: July 2012 To June 2013

RADP:2012-13

(Taka in Lakh)

SI No.	Ministry/Division Name Agency Name Project Code and Name		Project Cost	Target and Progress			Cumulative Progress upto Reporting Period		
				Financial		Physical (% of Total Project) A) Target B) Progress	Fin. Total PA (% of Projects Cost)	Physical Progress in %	
	Allocation	Expenditure							
	Implementation Period	Development Partner	A) Total B) Taka C) PA D) RPA	A) Total B) Taka C) PA D) RPA E) CDVAT	A) Total B) Taka C) PA D) RPA E) CDVAT	% of Allocation			
	1	2	3	4	5	6	7	8	9
118	2251-5300	Construction of Infrastructure of 3 Districts Jail and Completion of Incomplete Work of 2 District Jail.	17,241.00 17,241.00 0.00	1,650.00 1,650.00 0.00	1,648.14 1,648.14 0.00	99.89 % 99.89 % 0.00 %	10.00 % 10.00 % 0.00 %	2,291.01 0.00 13.29 % 0.00 %	20.00 %
1-Jul-11	to 31-Dec-13	Non-Donor Project	0.00	0.00	0.00	0.00 %			
				0.00	0.00	0.00 %		Taka Release : 1,650.00 % of Allocation : 100.00 %	
119	2251-5040	Transfer of Khulna District Prison House.	14,448.00 14,448.00 0.00	375.00 375.00 0.00	373.91 373.91 0.00	99.71 % 99.71 % 0.00 %	3.00 % 3.00 % 0.00 %	446.62 0.00 3.09 % 0.00 %	9.00 %
1-Jan-11	to 30-Jun-16	Non-Donor Project	0.00	0.00	0.00	0.00 %			
				0.00	0.00	0.00 %		Taka Release : 375.00 % of Allocation : 100.00 %	
120	2251-5011	Expansion and Modernization of Sylhet Central Jail.	19,773.00 19,773.00 0.00	2,500.00 2,500.00 0.00	2,500.00 2,500.00 0.00	100.00 % 100.00 % 0.00 %	13.00 % 13.00 % 0.00 %	2,500.00 0.00 12.64 % 0.00 %	13.00 %
1-Jan-12	to 30-Jun-15	Non-Donor Project	0.00	0.00	0.00	0.00 %			
				0.00	0.00	0.00 %		Taka Release : 2,500.00 % of Allocation : 100.00 %	

Project-wise Implementation Status of the project under Ministry of Home Affairs

Reporting Period: July 2012 To June 2013

RADP:2012-13

(Taka in Lakh)

SI No.	Ministry/Division Name Agency Name Project Code and Name		Project Cost	Target and Progress			Cumulative Progress upto Reporting Period		
				Financial		Physical (% of Total Project) A) Target B) Progress	Fin. Total PA (% of Projects Cost)	Physical Progress in %	
	Allocation	Expenditure							
	Implementation Period	Development Partner	A) Total B) Taka C) PA D) RPA	A) Total B) Taka C) PA D) RPA E) CDVAT	A) Total B) Taka C) PA D) RPA E) CDVAT	% of Allocation			
	1	2	3	4	5	6	7	8	9

Executing Agency Total	96,039.14	11,925.00	11,905.92	99.84 %	Taka Release :	11,930.31
	96,039.14	11,925.00	11,905.92	99.84 %	% of Allocation :	100.04 %
	0.00	0.00	0.00	0.00 %		
	0.00	0.00	0.00	0.00 %		

Department of Fire Service and Civil Defence

121	2261-5640	Establishment of Fire Service and Civil Defence Station at 46 Important Upazillas	13,571.28 13,571.28 0.00 0.00	373.00 373.00 0.00 0.00	373.00 373.00 0.00 0.00	100.00 % 100.00 % 0.00 % 0.00 %	3.00 % 3.00 % 0.00 % 0.00 %	13,403.32 0.00 98.76 % 0.00 %	99.00 %
1-Jul-96	to 30-Jun-13	Non-Donor Project						Taka Release : % of Allocation :	373.00 100.00 %
122	2261-5840	Establishment 76 Fire service and Civil Defence Stations at important upazilla Headquarters	28,285.32 28,285.32 0.00 0.00	1,550.00 1,550.00 0.00 0.00	1,549.94 1,549.94 0.00 0.00	100.00 % 100.00 % 0.00 % 0.00 %	5.00 % 5.00 % 0.00 % 0.00 %	13,403.32 0.00 47.39 % 0.00 %	47.00 %
1-Jul-98	to 30-Jun-13	Non-Donor Project						Taka Release : % of Allocation :	1,550.00 100.00 %

Project-wise Implementation Status of the project under Ministry of Home Affairs

Reporting Period: July 2012 To June 2013

RADP:2012-13

(Taka in Lakh)

SI No.	Ministry/Division Name Agency Name Project Code and Name		Project Cost	Target and Progress			Cumulative Progress upto Reporting Period		
				Financial		Physical (% of Total Project) A) Target B) Progress	Fin. Total PA (% of Projects Cost)	Physical Progress in %	
	Allocation	Expenditure							
	Implementation Period	Development Partner	A) Total B) Taka C) PA D) RPA	A) Total B) Taka C) PA D) RPA E) CDVAT	A) Total B) Taka C) PA D) RPA E) CDVAT	% of Allocation			
	1	2	3	4	5	6	7	8	9
123	2261-5870	Establishment of Fire Services & Civil Defence Stations at 78 important upazilla HQs/places of the Country.	15,299.00 15,299.00 0.00 0.00	2,000.00 2,000.00 0.00 0.00	1,999.95 1,999.95 0.00 0.00	100.00 % 100.00 % 0.00 % 0.00 %	13.00 % 13.00 % 0.00 % 0.00 %	9,913.39 0.00 64.80 % 0.00 %	65.00 %
	1-Jul-05 to 30-Jun-13	Non-Donor Project						Taka Release : % of Allocation :	2,000.00 100.00 %
124	2261-5441	Establishment of Fire Service and Sevil Defence Stations at Important 25 Upazilla Sadar/Places of the Country.	14,722.00 14,722.00 0.00 0.00	1,400.00 1,400.00 0.00 0.00	1,400.00 1,400.00 0.00 0.00	100.00 % 100.00 % 0.00 % 0.00 %	10.00 % 10.00 % 0.00 % 0.00 %	2,500.00 0.00 16.98 % 0.00 %	17.00 %
	1-Jan-11 to 31-Dec-13	Non-Donor Project						Taka Release : % of Allocation :	1,400.00 100.00 %
125	2261-5010	Establishment of 156 Fire Service and Civil Defence Sations at Important Upazilla Head Quarters/Places of the Country.	88,878.00 88,878.00 0.00 0.00	100.00 100.00 0.00 0.00	100.00 100.00 0.00 0.00	100.00 % 100.00 % 0.00 % 0.00 %	0.11 % 0.11 % 0.00 % 0.00 %	100.00 0.00 0.11 % 0.00 %	0.11 %
	1-Jul-11 to 31-Dec-15	Non-Donor Project						Taka Release : % of Allocation :	100.00 100.00 %

Project-wise Implementation Status of the project under Ministry of Home Affairs

Reporting Period: July 2012 To June 2013

RADP:2012-13

(Taka in Lakh)

SI No.	Ministry/Division Name Agency Name Project Code and Name		Project Cost	Target and Progress			Cumulative Progress upto Reporting Period		
				Financial		Physical (% of Total Project) A) Target B) Progress	Fin. Total PA (% of Projects Cost)	Physical Progress in %	
	Allocation	Expenditure							
	Implementation Period	Development Partner	A) Total B) Taka C) PA D) RPA	A) Total B) Taka C) PA D) RPA E) CDVAT	A) Total B) Taka C) PA D) RPA E) CDVAT	% of Allocation			
	1	2	3	4	5	6	7	8	9
126	2261-5011	Establishment of a 20 Bedded Burn Unit Hospital at Department of Fire Services and Civil Defence.	1,244.00 1,244.00 0.00 0.00	76.00 76.00 0.00 0.00	75.99 75.99 0.00 0.00	99.99 % 99.99 % 0.00 % 0.00 %	8.00 % 6.00 %	75.99 0.00 6.11 % 0.00 %	6.00 %
1-Jan-12	to 30-Jun-13	Non-Donor Project						Taka Release : 76.00 % of Allocation : 100.00 %	
Executing Agency Total			161,999.60 161,999.60 0.00 0.00	5,499.00 5,499.00 0.00 0.00	5,498.88 5,498.88 0.00 0.00	100.00 % 100.00 % 0.00 % 0.00 %		Taka Release : 5,499.00 % of Allocation : 100.00 %	
Coast Guard									
127	2271-5010	Construction of Coast Guard in Potuakhali	4,213.00 4,213.00 0.00 0.00	1,600.00 1,600.00 0.00 0.00	1,600.00 1,600.00 0.00 0.00	100.00 % 100.00 % 0.00 % 0.00 %	38.00 % 38.00 %	3,670.55 0.00 87.12 % 0.00 %	87.00 %
1-Jul-09	to 30-Dec-13	Non-Donor Project						Taka Release : 1,600.00 % of Allocation : 100.00 %	

Project-wise Implementation Status of the project under Ministry of Home Affairs

Reporting Period: July 2012 To June 2013

RADP:2012-13

(Taka in Lakh)

SI No.	Ministry/Division Name Agency Name Project Code and Name		Project Cost	Target and Progress			Cumulative Progress upto Reporting Period		
				Financial		Physical (% of Total Project) A) Target B) Progress	Fin. Total PA (% of Projects Cost)	Physical Progress in %	
	Allocation	Expenditure							
	Implementation Period	Development Partner	A) Total B) Taka C) PA D) RPA	A) Total B) Taka C) PA D) RPA E) CDVAT	A) Total B) Taka C) PA D) RPA E) CDVAT	% of Allocation			
	1	2	3	4	5	6	7	8	9
128	2271-5020	Strengthening the Coast Guard of Bangladesh.	9,398.00 9,398.00 0.00 0.00	1,600.00 1,600.00 0.00 0.00	1,598.37 1,598.37 0.00 0.00	99.90 % 99.90 % 0.00 % 0.00 %	17.00 % 17.00 % 26.32 % 0.00 %	2,473.47 0.00 26.32 % 0.00 %	26.00 %
1-Jan-11	to 31-Dec-13	Non-Donor Project	0.00	0.00	0.00	0.00 %			
				0.00	0.00	0.00 %		Taka Release : 1,600.00 % of Allocation : 100.00 %	
Executing Agency Total			13,611.00 13,611.00 0.00 0.00	3,200.00 3,200.00 0.00 0.00	3,198.37 3,198.37 0.00 0.00	99.95 % 99.95 % 0.00 % 0.00 %		Taka Release : 3,200.00 % of Allocation : 100.00 %	
Narcotics Control Department									
129	2273-5010	Construction of Office Building of Department of Narcotics Control in the Divisional Towns (Dhaka, Chittagong, Rajshahi, Barisal and Sylhet).	2,750.00 2,750.00 0.00 0.00	600.00 600.00 0.00 0.00	599.53 599.53 0.00 0.00	99.92 % 99.92 % 0.00 % 0.00 %	22.00 % 22.00 % 34.03 % 0.00 %	935.89 0.00 34.03 % 0.00 %	34.00 %
1-Jan-10	to 30-Jun-14	Non-Donor Project	0.00	0.00	0.00	0.00 %			
				0.00	0.00	0.00 %		Taka Release : 600.00 % of Allocation : 100.00 %	

Project-wise Implementation Status of the project under Ministry of Home Affairs

Reporting Period: July 2012 To June 2013

RADP:2012-13

(Taka in Lakh)

SI No.	Ministry/Division Name Agency Name Project Code and Name		Project Cost	Target and Progress			Cumulative Progress upto Reporting Period		
				Financial		Physical (% of Total Project) A) Target B) Progress	Fin. Total PA (% of Projects Cost)	Physical Progress in %	
	Allocation	Expenditure							
	Implementation Period	Development Partner	A) Total B) Taka C) PA D) RPA	A) Total B) Taka C) PA D) RPA E) CDVAT	A) Total B) Taka C) PA D) RPA E) CDVAT	% of Allocation			
	1	2	3	4	5	6	7	8	9

Executing Agency Total	2,750.00	600.00	599.53	99.92 %	Taka Release :	600.00
	2,750.00	600.00	599.53	99.92 %		% of Allocation :
	0.00	0.00	0.00	0.00 %		
	0.00	0.00	0.00	0.00 %		
		0.00	0.00			

Department of Passport and Immigration

130	2275-5020	Introduction of Machine Readable Passport (MRP) and Machine Readable Visa (SRV) in Bangladesh	71,026.00 71,026.00 0.00 0.00	9,828.00 9,828.00 0.00 0.00	9,737.85 9,737.85 0.00 0.00	99.08 % 99.08 % 0.00 % 0.00 %	14.00 % 14.00 % 18.72 % 0.00 %	13,295.48 0.00 18.72 % 0.00 %	92.00 %
1-Jan-12 to 31-Dec-14	Non-Donor Project			0.00 0.00	0.00 0.00	0.00 % 0.00 %		Taka Release : % of Allocation :	9,828.00 100.00 %
131	2275-5030	Construction of 11 Regional Passport Office in Different District and Division.	6,549.06 6,549.06 0.00 0.00	1,700.00 1,700.00 0.00 0.00	1,697.81 1,697.81 0.00 0.00	99.87 % 99.87 % 0.00 % 0.00 %	26.00 % 26.00 % 62.04 % 0.00 %	4,062.71 0.00 62.04 % 0.00 %	62.00 %
1-Jul-10 to 30-Jun-14	Non-Donor Project			0.00 0.00	0.00 0.00	0.00 % 0.00 %		Taka Release : % of Allocation :	1,700.00 100.00 %

Project-wise Implementation Status of the project under Ministry of Home Affairs

Reporting Period: July 2012 To June 2013

RADP:2012-13

(Taka in Lakh)

SI No.	Ministry/Division Name Agency Name Project Code and Name		Project Cost	Target and Progress			Cumulative Progress upto Reporting Period		
				Financial		Physical (% of Total Project) A) Target B) Progress	Fin. Total PA (% of Projects Cost)	Physical Progress in %	
	Allocation	Expenditure							
	Implementation Period	Development Partner	A) Total B) Taka C) PA D) RPA	A) Total B) Taka C) PA D) RPA E) CDVAT	A) Total B) Taka C) PA D) RPA E) CDVAT	% of Allocation			
	1	2	3	4	5	6	7	8	9
132	2275-5040	Construction of 19 Regional Passport Building.	10,385.00 10,385.00 0.00 0.00	1,100.00 1,100.00 0.00 0.00	1,100.00 1,100.00 0.00 0.00	100.00 % 100.00 % 0.00 % 0.00 %	13.00 % 12.00 % 11.55 % 0.00 %	1,199.77 0.00 11.55 % 0.00 %	17.00 %
1-Jul-12	to 31-Dec-14	Non-Donor Project						Taka Release : % of Allocation :	1,100.00 100.00 %
Executing Agency Total			87,960.06 87,960.06 0.00 0.00	12,628.00 12,628.00 0.00 0.00	12,535.66 12,535.66 0.00 0.00	99.27 % 99.27 % 0.00 % 0.00 %		Taka Release : % of Allocation :	12,628.00 100.00 %
Ministry Total			529,290.35 508,920.10 20,370.25 0.00	61,089.00 57,689.00 3,400.00 0.00	60,707.56 57,312.19 3,395.37 0.00	99.38 % 99.35 % 99.86 % 0.00 %		Taka Release : % of Allocation :	57,606.69 99.86 %
				900.00	0.00	0.00 %			

Project-wise Implementation Status of the project under Ministry of Primary and Mass Education

Reporting Period: July 2012 To June 2013

RADP:2012-13

(Taka in Lakh)

SI No.	Ministry/Division Name Agency Name Project Code and Name		Project Cost	Target and Progress			Cumulative Progress upto Reporting Period		
				Financial		Physical (% of Total Project) A) Target B) Progress	Fin. Total PA (% of Projects Cost)	Physical Progress in %	
	Allocation	Expenditure							
	Implementation Period	Development Partner	A) Total B) Taka C) PA D) RPA	A) Total B) Taka C) PA D) RPA E) CDVAT	A) Total B) Taka C) PA D) RPA E) CDVAT	% of Allocation			
	1	2	3	4	5	6	7	8	9

Ministry of Primary and Mass Education

Department of Primary Education

133	2431-5960	Reaching Out of School Children Project.	68,432.29 3,670.43 64,761.86 64,761.86	9,401.00 597.00 8,804.00 8,804.00	7,995.75 568.52 7,427.23 7,427.23	85.05 % 95.23 % 84.36 % 84.36 %	20.00 % 19.00 %	63,093.28 59,638.73 92.20 % 92.09 %	99.00 %
	1-Jul-04 to 30-Jun-13	IDA, SDC		0.00	0.00	0.00 %		Taka Release : 597.00 % of Allocation : 100.00 %	
134	2431-5110	Government Primary Schools Reconstruction and Renovation Project (2nd Phase).	139,623.55 139,623.55 0.00 0.00	19,279.00 19,279.00 0.00 0.00	19,013.76 19,013.76 0.00 0.00	98.62 % 98.62 % 0.00 % 0.00 %	13.00 % 13.00 %	121,910.21 0.00 87.31 % 0.00 %	91.00 %
	1-Jul-06 to 30-Jun-14	Non-Donor Project		0.00	0.00	0.00 %		Taka Release : 19,279.00 % of Allocation : 100.00 %	
135	2431-5120	Registered Non-Govt. Primary School Development Project (3rd Phase).	92,000.00 92,000.00 0.00 0.00	19,000.00 19,000.00 0.00 0.00	18,631.91 18,631.91 0.00 0.00	98.06 % 98.06 % 0.00 % 0.00 %	35.00 % 32.00 %	91,991.91 0.00 99.99 % 0.00 %	93.00 %
	7-Jul-06 to 30-Jun-13	Non-Donor Project		0.00	0.00	0.00 %		Taka Release : 19,000.00 % of Allocation : 100.00 %	

Project-wise Implementation Status of the project under Ministry of Primary and Mass Education

Reporting Period: July 2012 To June 2013

RADP:2012-13

(Taka in Lakh)

SI No.	Ministry/Division Name Agency Name Project Code and Name		Project Cost	Target and Progress			Cumulative Progress upto Reporting Period		
				Financial		Physical (% of Total Project) A) Target B) Progress	Fin. Total PA (% of Projects Cost)	Physical Progress in %	
				Allocation	Expenditure				
1	2	3	4	5	6	7	8	9	
136	2431-6020	Primary Education Stipend Project (Phase-II).	568,726.00	92,500.00	92,236.52	99.72 %	10.00 %	373,876.56	85.00 %
			568,726.00	92,500.00	92,236.52	99.72 %	9.00 %	0.00	
			0.00	0.00	0.00	0.00 %		65.74 %	
			0.00	0.00	0.00	0.00 %		0.00 %	
1-Jul-08	to 30-Jun-15	Non-Donor Project	0.00	0.00	0.00	0.00 %			
				0.00	0.00	0.00 %		Taka Release : 92,500.00	
								% of Allocation : 100.00 %	
137	2431-5150	EC Assisted School Feeding Program.	20,336.34	2,650.00	2,122.07	80.08 %	30.00 %	10,333.88	69.00 %
			7,536.60	650.00	288.07	44.32 %	28.00 %	9,950.28	
			12,799.74	2,000.00	1,834.00	91.70 %		50.81 %	
			12,799.74	2,000.00	1,834.00	91.70 %		77.74 %	
1-Jan-09	to 30-Dec-14	EC		0.00	0.00	0.00 %		Taka Release : 650.00	
								% of Allocation : 100.00 %	
138	2431-5100	Expansion of Cub-scouting in Primary Schools.	1,140.00	173.00	167.30	96.71 %	25.00 %	490.05	54.00 %
			1,140.00	173.00	167.30	96.71 %	24.00 %	0.00	
			0.00	0.00	0.00	0.00 %		42.99 %	
			0.00	0.00	0.00	0.00 %		0.00 %	
1-Jul-10	to 30-Jun-15	Non-Donor Project	0.00	0.00	0.00	0.00 %		Taka Release : 173.00	
				0.00	0.00	0.00 %		% of Allocation : 100.00 %	

Project-wise Implementation Status of the project under Ministry of Primary and Mass Education

Reporting Period: July 2012 To June 2013

RADP:2012-13

(Taka in Lakh)

SI No.	Ministry/Division Name Agency Name Project Code and Name		Project Cost	Target and Progress			Cumulative Progress upto Reporting Period		
				Financial		Physical (% of Total Project) A) Target B) Progress	Fin. Total PA (% of Projects Cost)	Physical Progress in %	
	Allocation	Expenditure							
	Implementation Period	Development Partner	A) Total B) Taka C) PA D) RPA	A) Total B) Taka C) PA D) RPA E) CDVAT	A) Total B) Taka C) PA D) RPA E) CDVAT	% of Allocation			
	1	2	3	4	5	6	7	8	9
139	2431-5180	Establishment of 1500 Primary School in Un-schooled Areas.	73,846.00 73,846.00 0.00 0.00	19,000.00 19,000.00 0.00 0.00	18,858.95 18,858.95 0.00 0.00	99.26 % 99.26 % 0.00 % 0.00 %	25.73 % 25.54 % 0.00 % 0.00 %	26,804.81 0.00 36.30 % 0.00 %	62.00 %
	1-Jul-10 to 30-Jun-14	Non-Donor Project						Taka Release : % of Allocation :	19,000.00 100.00 %
140	2431-5260	Establishment of PTI in 12 Selected District Headquarters having no PTIs (Jhalkathi, Shariatpur, Narayangonj, Lalmonirhat, Gopalganj, Dhaka, Sherpur, Norail, Meherpur, Bandarban, Khagrachari and Rajbari).	25,878.41 25,878.41 0.00 0.00	5,850.00 5,850.00 0.00 0.00	5,787.66 5,787.66 0.00 0.00	98.93 % 98.93 % 0.00 % 0.00 %	40.00 % 40.00 % 0.00 % 0.00 %	9,883.37 0.00 38.19 % 0.00 %	75.00 %
	1-Jan-11 to 31-Dec-14	Non-Donor Project						Taka Release : % of Allocation :	5,850.00 100.00 %
141	2431-5200	School Feeding Programme in Poverty Prone Area.	157,793.11 87,574.50 70,218.61 0.00	43,000.00 22,900.00 20,100.00 0.00	42,973.03 22,873.86 20,099.17 0.00	99.94 % 99.89 % 100.00 % 0.00 %	30.00 % 30.00 % 0.00 % 0.00 %	75,289.58 42,539.17 47.71 % 60.58 %	60.00 %
	1-Jul-10 to 31-Dec-14	WFP						Taka Release : % of Allocation :	22,900.00 100.00 %

Project-wise Implementation Status of the project under Ministry of Primary and Mass Education

Reporting Period: July 2012 To June 2013

RADP:2012-13

(Taka in Lakh)

SI No.	Ministry/Division Name Agency Name Project Code and Name		Project Cost A) Total B) Taka C) PA D) RPA	Target and Progress			Cumulative Progress upto Reporting Period		
				Financial		Physical (% of Total Project) A) Target B) Progress	Fin. Total PA (% of Projects Cost)	Physical Progress in %	
	Allocation	Expenditure							
1	2	3	4	5	6	7	8	9	
142	2431-9437	Primary Education Development Project-3.	2,219,665.00 1,880,865.00 338,800.00	156,000.00 152,000.00 4,000.00	152,981.75 150,792.75 2,189.00	98.07 % 99.21 % 54.73 %	20.00 % 20.00 % 7.66 % 0.79 %	169,920.63 2,670.22 7.66 % 0.79 %	35.00 %
1-Jul-11 to 30-Jun-16	UNICEF		0.00	0.00	0.00	0.00 %		Taka Release : 152,000.00 % of Allocation : 100.00 %	
143	2431-5380	Primary Education Development Project (IDB).	16,932.00 3,252.00 13,680.00	1,135.00 55.00 1,080.00	71.98 43.45 28.53	6.34 % 79.00 % 2.64 %	30.00 % 29.00 % 0.98 % 0.21 %	165.28 28.53 0.98 % 0.21 %	40.00 %
1-Jan-12 to 31-Dec-14	IDB		0.00	0.00	0.00	0.00 %		Taka Release : 55.00 % of Allocation : 100.00 %	
144	2431-5012	China Assisted Two Rural Model Government Primary School Construction Project.	1,500.00 300.00 1,200.00	678.00 78.00 600.00	649.45 49.45 600.00	95.79 % 63.40 % 100.00 %	46.00 % 46.00 % 100.00 %	1,460.48 1,200.00 97.37 % 100.00 %	99.00 %
1-Dec-11 to 30-Jun-13	China		0.00	0.00	0.00	0.00 %		Taka Release : 78.00 % of Allocation : 100.00 %	

Project-wise Implementation Status of the project under Ministry of Primary and Mass Education

Reporting Period: July 2012 To June 2013

RADP:2012-13

(Taka in Lakh)

SI No.	Ministry/Division Name Agency Name Project Code and Name		Project Cost	Target and Progress			Cumulative Progress upto Reporting Period		
				Financial		Physical (% of Total Project) A) Target B) Progress	Fin. Total PA (% of Projects Cost)	Physical Progress in %	
				Allocation	Expenditure				
1	2	3	4	5	6	7	8	9	
145	2431-5011	English in Action.	14,445.62 300.00 14,145.62	1,803.00 3.00 1,800.00	1,802.87 2.87 1,800.00	99.99 % 95.67 % 100.00 %	20.00 % 20.00 %	1,802.87 1,800.00 12.48 % 12.72 %	20.00 %
1-Jul-11 to 31-Dec-17	DFID		0.00	0.00	0.00	0.00 %			
				0.00	0.00	0.00 %	Taka Release : 3.00 % of Allocation : 100.00 %		
146	2431-5014	Reaching Out of School Children (Rosc) Project (2nd phase).	114,025.76 5,808.53 108,217.23	6,824.00 84.00 6,740.00	198.67 68.67 130.00	2.91 % 81.75 % 1.93 %	20.00 % 19.00 %	198.67 130.00 0.17 % 0.12 %	19.00 %
1-Jan-13 to 31-Dec-17	IDA		0.00	0.00	0.00	0.00 %			
				0.00	0.00	0.00 %	Taka Release : 84.00 % of Allocation : 100.00 %		
Executing Agency Total			3,514,344.08 2,890,521.02 623,823.06 77,561.60	377,293.00 332,169.00 45,124.00 10,804.00	363,491.67 329,383.74 34,107.93 9,261.23 0.00	96.34 % 99.16 % 75.59 % 85.72 % 0.00 %	Taka Release : 332,169.00 % of Allocation : 100.00 %		

Directorate of Non-formal Education

Project-wise Implementation Status of the project under Ministry of Primary and Mass Education

Reporting Period: July 2012 To June 2013

RADP:2012-13

(Taka in Lakh)

SI No.	Ministry/Division Name Agency Name Project Code and Name		Project Cost	Target and Progress			Cumulative Progress upto Reporting Period		
				Financial		Physical (% of Total Project) A) Target B) Progress	Fin. Total PA (% of Projects Cost)	Physical Progress in %	
	Allocation	Expenditure							
	Implementation Period	Development Partner	A) Total B) Taka C) PA D) RPA	A) Total B) Taka C) PA D) RPA E) CDVAT	A) Total B) Taka C) PA D) RPA E) CDVAT	% of Allocation			
	1	2	3	4	5	6	7	8	9
147	2450-5960 Post Literacy and Continuing Education Project for Human Development-2 (PLCEHD-2).		99,288.19 15,785.15 83,503.04	11,434.00 3,234.00 8,200.00	10,225.36 2,225.36 8,000.00	89.43 % 68.81 % 97.56 %	15.00 % 15.00 %	38,125.84 29,678.52 38.40 % 35.54 %	98.00 %
	1-Jul-02 to 30-Dec-13	DFID, ADB, SDC	41,751.52	8,200.00 0.00	8,000.00 0.00	97.56 % 0.00 %		Taka Release : 3,234.00 % of Allocation : 100.00 %	
148	2450-5964 Basic Education to Hard to Reach Urban Working Children Project (2nd Phase).		59,416.38 1,305.60 58,110.78	2,755.00 180.00 2,575.00	2,709.18 144.92 2,564.26	98.34 % 80.51 % 99.58 %	8.92 % 8.00 %	26,921.71 25,946.14 45.31 % 44.65 %	95.54 %
	1-Jul-04 to 30-Jun-14	UNICEF, SIDA	29,055.39	0.00 0.00	0.00 0.00	0.00 % 0.00 %		Taka Release : 180.00 % of Allocation : 100.00 %	
149	2450-5012 Capacity Development for Education for All.		200.00 0.00 200.00	140.00 0.00 140.00	120.00 0.00 120.00	85.71 % 0.00 % 85.71 %	65.00 % 64.00 %	120.00 120.00 60.00 % 60.00 %	64.00 %
	1-Jul-12 to 30-Jun-14	UNESCO	0.00	0.00 0.00	0.00 0.00	0.00 % 0.00 %		Taka Release : 0.00 % of Allocation : 0.00 %	

Project-wise Implementation Status of the project under Ministry of Primary and Mass Education

Reporting Period: July 2012 To June 2013

RADP:2012-13

(Taka in Lakh)

SI No.	Ministry/Division Name Agency Name Project Code and Name		Project Cost	Target and Progress			Cumulative Progress upto Reporting Period		
				Financial		Physical (% of Total Project) A) Target B) Progress	Fin. Total PA (% of Projects Cost)	Physical Progress in %	
				Allocation	Expenditure				
1	2	3	4	5	6	7	8	9	
150	2450-5011	Equivalent Non-formal Vocation Education Curriculum Development Project.	16.00 0.00 16.00 0.00	10.00 0.00 10.00 0.00	0.10 0.00 0.10 0.00	1.00 % 0.00 % 1.00 % 0.00 %	10.00 % 10.00 % 10.00 % 0.63 %	0.10 0.10 0.63 % 0.63 %	10.00 %
1-Jul-12	to 31-Dec-13	UNESCO							
Executing Agency Total			158,920.57 17,090.75 141,829.82 70,806.91	14,339.00 3,414.00 10,925.00 8,200.00 0.00	13,054.64 2,370.28 10,684.36 8,000.00 0.00	91.04 % 69.43 % 97.80 % 97.56 % 0.00 %			
Ministry Total			3,673,264.65 2,907,611.77 765,652.88 148,368.51	391,632.00 335,583.00 56,049.00 19,004.00 0.00	376,546.31 331,754.02 44,792.29 17,261.23 0.00	96.15 % 98.86 % 79.92 % 90.83 % 0.00 %			
							Taka Release :	0.00	
							% of Allocation :	0.00 %	
							Taka Release :	3,414.00	
							% of Allocation :	100.00 %	
							Taka Release :	335,583.00	
							% of Allocation :	100.00 %	

Project-wise Implementation Status of the project under Ministry of Education

Reporting Period: July 2012 To June 2013

RADP:2012-13

(Taka in Lakh)

SI No.	Ministry/Division Name Agency Name Project Code and Name		Project Cost	Target and Progress			Cumulative Progress upto Reporting Period		
				Financial		Physical (% of Total Project) A) Target B) Progress	Fin. Total PA (% of Projects Cost)	Physical Progress in %	
	Allocation	Expenditure							
	Implementation Period	Development Partner	A) Total B) Taka C) PA D) RPA	A) Total B) Taka C) PA D) RPA E) CDVAT	A) Total B) Taka C) PA D) RPA E) CDVAT	% of Allocation			
	1	2	3	4	5	6	7	8	9

Ministry of Education

Ministry's Own

151	2501-5020	Establishment of Bangabandhu Sheik Mujibur Rahman Science and Technology University, Gopalgonj	10,000.00 10,000.00 0.00 0.00	2,175.00 2,175.00 0.00 0.00	2,175.00 2,175.00 0.00 0.00	100.00 % 100.00 % 0.00 % 0.00 %	21.75 % 21.75 % 67.75 % 0.00 %	6,775.00 0.00 67.75 % 0.00 %	67.75 %
1-Jul-09	to 30-Jun-14	Non-Donor Project						Taka Release : % of Allocation :	2,175.00 100.00 %

Executing Agency Total

10,000.00	2,175.00	2,175.00	100.00 %
10,000.00	2,175.00	2,175.00	100.00 %
0.00	0.00	0.00	0.00 %
0.00	0.00	0.00	0.00 %

Taka Release :	2,175.00
% of Allocation :	100.00 %

Department of Secondary & Higher Education

152	2531-8030	Secomdary Education Sector Development Project (SESDP).	79,333.00 19,833.00 59,500.00 54,810.00	12,950.00 3,450.00 9,500.00 9,100.00	12,839.00 3,340.00 9,499.00 9,046.48	99.14 % 96.81 % 99.99 % 99.41 %	16.45 % 16.18 %	70,731.76 64,318.91 89.16 % 108.10 %	83.14 %
1-Jan-07	to 31-Dec-13	ADB						Taka Release : % of Allocation :	3,450.00 100.00 %

Project-wise Implementation Status of the project under Ministry of Education

Reporting Period: July 2012 To June 2013

RADP:2012-13

(Taka in Lakh)

SI No.	Ministry/Division Name Agency Name Project Code and Name		Project Cost	Target and Progress			Cumulative Progress upto Reporting Period		
				Financial		Physical (% of Total Project) A) Target B) Progress	Fin. Total PA (% of Projects Cost)	Physical Progress in %	
	Allocation	Expenditure							
	Implementation Period	Development Partner	A) Total B) Taka C) PA D) RPA	A) Total B) Taka C) PA D) RPA E) CDVAT	A) Total B) Taka C) PA D) RPA E) CDVAT	% of Allocation			
	1	2	3	4	5	6	7	8	9
153	2531-5460	Secondary Education Quality and Access Enhancement Project (SEQAEP).	118,177.00	29,000.00	28,950.05	99.83 %	23.73 %	115,531.90	94.01 %
			19,038.00	3,500.00	3,450.64	98.59 %	23.69 %	101,079.47	
			99,139.00	25,500.00	25,499.41	100.00 %		97.76 %	
			99,139.00	25,500.00	25,499.41	100.00 %		101.96 %	
1-Jul-08 to 30-Jun-14	IDA			0.00	0.00	0.00 %		Taka Release : 3,450.64	
								% of Allocation : 98.59 %	
154	2531-7011	Higher Secondary Female Stipend Project-IV.	58,875.00	10,680.00	10,672.73	99.93 %	18.14 %	41,068.16	69.76 %
			58,875.00	10,680.00	10,672.73	99.93 %	18.13 %	0.00	
			0.00	0.00	0.00	0.00 %		69.75 %	
			0.00	0.00	0.00	0.00 %		0.00 %	
1-Jul-08 to 30-Jun-14	Non-Donor Project			0.00	0.00	0.00 %		Taka Release : 10,680.00	
				0.00	0.00	0.00 %		% of Allocation : 100.00 %	
155	2531-5030	Secondary Education Stipend Project (SESP)	91,425.22	24,632.00	24,618.03	99.94 %	3.52 %	93,213.40	100.00 %
			91,425.22	24,632.00	24,618.03	99.94 %	3.52 %	0.00	
			0.00	0.00	0.00	0.00 %		101.96 %	
			0.00	0.00	0.00	0.00 %		0.00 %	
1-Jul-09 to 30-Jun-14	Non-Donor Project			0.00	0.00	0.00 %		Taka Release : 24,632.00	
				0.00	0.00	0.00 %		% of Allocation : 100.00 %	

Project-wise Implementation Status of the project under Ministry of Education

Reporting Period: July 2012 To June 2013

RADP:2012-13

(Taka in Lakh)

SI No.	Ministry/Division Name Agency Name Project Code and Name		Project Cost	Target and Progress			Cumulative Progress upto Reporting Period		
				Financial		Physical (% of Total Project) A) Target B) Progress	Fin. Total PA (% of Projects Cost)	Physical Progress in %	
	Allocation	Expenditure							
	Implementation Period	Development Partner	A) Total B) Taka C) PA D) RPA	A) Total B) Taka C) PA D) RPA E) CDVAT	A) Total B) Taka C) PA D) RPA E) CDVAT	% of Allocation			
	1	2	3	4	5	6	7	8	9
156	2531-7113	Transformation of Existing Non government School in to Model Schools in Selected 306 Upazilla Headquarters.	46,577.00 46,577.00 0.00 0.00	3,000.00 3,000.00 0.00 0.00	2,996.19 2,996.19 0.00 0.00	99.87 % 99.87 % 0.00 % 0.00 %	6.44 % 6.44 % 0.00 % 0.00 %	10,508.05 0.00 22.56 % 0.00 %	23.00 %
	1-Jan-09 to 31-Dec-14	Non-Donor Project						Taka Release : % of Allocation :	3,000.00 100.00 %
157	2531-5050	Establishment of 11 Secondary Schools & 06 Colleges (Government) in Dhaka Metropolitan City.	43,500.00 43,500.00 0.00 0.00	6,090.00 6,090.00 0.00 0.00	5,990.51 5,990.51 0.00 0.00	98.37 % 98.37 % 0.00 % 0.00 %	28.13 % 25.97 % 0.00 % 0.00 %	6,784.02 0.00 15.60 % 0.00 %	29.41 %
	1-Jan-09 to 30-Jun-14	Non-Donor Project						Taka Release : % of Allocation :	6,090.00 100.00 %
158	2531-8064	Development of Post Graduate Government Colleges at the District Headquarters for Improving Quality of Education.	65,512.00 65,512.00 0.00 0.00	5,284.50 5,284.50 0.00 0.00	5,247.54 5,247.54 0.00 0.00	99.30 % 99.30 % 0.00 % 0.00 %	8.00 % 8.00 % 0.00 % 0.00 %	8,955.91 0.00 13.67 % 0.00 %	14.00 %
	1-Aug-10 to 31-Dec-14	Non-Donor Project						Taka Release : % of Allocation :	5,259.00 99.52 %

Project-wise Implementation Status of the project under Ministry of Education

Reporting Period: July 2012 To June 2013

RADP:2012-13

(Taka in Lakh)

SI No.	Ministry/Division Name Agency Name Project Code and Name		Project Cost	Target and Progress			Cumulative Progress upto Reporting Period		
				Financial		Physical (% of Total Project) A) Target B) Progress	Fin. Total PA (% of Projects Cost)	Physical Progress in %	
	Allocation	Expenditure							
	Implementation Period	Development Partner	A) Total B) Taka C) PA D) RPA	A) Total B) Taka C) PA D) RPA E) CDVAT	A) Total B) Taka C) PA D) RPA E) CDVAT	% of Allocation			
	1	2	3	4	5	6	7	8	9
159	2531-5040	ICT for Education in Secondary and Higher Secondary level Project.	30,565.00 30,565.00 0.00 0.00	13,370.00 13,370.00 0.00 0.00	13,361.69 13,361.69 0.00 0.00	99.94 % 99.94 % 0.00 % 0.00 %	43.71 % 43.71 % 0.00 % 0.00 %	13,871.43 0.00 45.38 % 0.00 %	43.71 % 0.00 % 53.25 % 0.00 %
	1-Jan-11 to 31-Dec-13	Non-Donor Project						Taka Release : % of Allocation :	7,120.00 53.25 %
160	2531-5110	Female Stipend Project for Degree (Pass) and Equivalent Level.	68,492.00 34,296.00 34,196.00 0.00	157.00 157.00 0.00 0.00	157.00 157.00 0.00 0.00	100.00 % 100.00 % 0.00 % 0.00 %	1.00 % 1.00 % 0.00 % 0.00 %	158.00 0.00 0.23 % 0.00 %	1.00 % 0.00 % 0.23 % 0.00 %
	1-Jul-11 to 30-Jun-16	Non-Donor Project						Taka Release : % of Allocation :	5,110.00 3,254.78 %
161	2531-5013	Establishment of Foreign Language Training Centres-2 (FLTC-2).	1,329.00 1,329.00 0.00 0.00	50.00 50.00 0.00 0.00	48.62 48.62 0.00 0.00	97.24 % 97.24 % 0.00 % 0.00 %	4.00 % 3.88 % 0.00 % 0.00 %	48.62 0.00 3.66 % 0.00 %	3.88 % 0.00 % 3.66 % 0.00 %
	1-Aug-12 to 31-Dec-14	Non-Donor Project						Taka Release : % of Allocation :	50.00 100.00 %

Project-wise Implementation Status of the project under Ministry of Education

Reporting Period: July 2012 To June 2013

RADP:2012-13

(Taka in Lakh)

SI No.	Ministry/Division Name Agency Name Project Code and Name		Project Cost	Target and Progress			Cumulative Progress upto Reporting Period		
				Financial		Physical (% of Total Project) A) Target B) Progress	Fin. Total PA (% of Projects Cost)	Physical Progress in %	
	Allocation	Expenditure							
	Implementation Period	Development Partner	A) Total B) Taka C) PA D) RPA	A) Total B) Taka C) PA D) RPA E) CDVAT	A) Total B) Taka C) PA D) RPA E) CDVAT	% of Allocation			
	1	2	3	4	5	6	7	8	9
162	2531-5012	Teaching Quality Improvement-2 (TQI-2) in Secondary Education.	64,600.00	344.00	137.00	39.83 %	1.00 %	137.00	1.00%
			11,359.00	144.00	137.00	95.14 %	1.00 %	0.00	
			53,241.00	200.00	0.00	0.00 %		0.21 %	
			45,866.00	150.00	0.00	0.00 %		0.00 %	
1-Jul-12	to 30-Jun-17	ADB		0.00	0.00	0.00 %			
								Taka Release : 144.00	
								% of Allocation : 100.00 %	
163	2531-5015	Development of the Selected Non-government Colleges for Improvement of Education through InformationTechnology.	23,877.00	255.00	255.00	100.00 %	0.59 %	255.00	0.59%
			23,877.00	255.00	255.00	100.00 %	0.59 %	0.00	
			0.00	0.00	0.00	0.00 %		1.07 %	
			0.00	0.00	0.00	0.00 %		0.00 %	
1-Jul-12	to 30-Jun-17	Non-Donor Project		0.00	0.00	0.00 %			
				0.00	0.00	0.00 %		Taka Release : 255.00	
								% of Allocation : 100.00 %	
164	2531-5014	Establishment of 7 Government Secondary Schools in Sylhet, Barisal and Khulna Towns,	15,200.00	17.50	17.02	97.26 %	1.00 %	17.02	1.00%
			15,200.00	17.50	17.02	97.26 %	1.00 %	0.00	
			0.00	0.00	0.00	0.00 %		0.11 %	
			0.00	0.00	0.00	0.00 %		0.00 %	
1-Jul-12	to 30-Jun-17	Non-Donor Project		0.00	0.00	0.00 %			
				0.00	0.00	0.00 %		Taka Release : 17.50	
								% of Allocation : 100.00 %	

Project-wise Implementation Status of the project under Ministry of Education

Reporting Period: July 2012 To June 2013

RADP:2012-13

(Taka in Lakh)

SI No.	Ministry/Division Name Agency Name Project Code and Name		Project Cost	Target and Progress			Cumulative Progress upto Reporting Period		
				Financial		Physical (% of Total Project) A) Target B) Progress	Fin. Total PA (% of Projects Cost)	Physical Progress in %	
				Allocation	Expenditure				
1	2	3	4	5	6	7	8	9	
165	2531-5022	Policy Advisory Technical Assistance to Design and Develop the Secondary Education Sector Development Project-II (SESDP-II).	535.00	571.00	400.00	70.05 %	100.00 %	400.00	75.00 %
			0.00	0.00	0.00	0.00 %	75.00 %	400.00	
			535.00	571.00	400.00	70.05 %		74.77 %	
1-Oct-12 to 1-Aug-19	ADB		0.00	0.00	0.00	0.00 %			
				0.00	0.00	0.00 %			
							Taka Release :	0.00	
							% of Allocation :	0.00 %	
	Executing Agency Total		707,997.22	106,401.00	105,690.38	99.33 %			
			461,386.22	70,630.00	70,291.97	99.52 %	Taka Release :	69,258.14	
			246,611.00	35,771.00	35,398.41	98.96 %	% of Allocation :	98.06 %	
			199,815.00	34,750.00	34,545.89	99.41 %			
				0.00	0.00	0.00 %			
Department of Technical Education									
166	2551-6580	Technical and Vocational Education and Training (TVET) Reform in Bangladesh.	13,608.00	2,500.00	2,790.84	111.63 %	21.00 %	10,469.65	61.00 %
			858.00	0.00	0.00	0.00 %	21.00 %	10,469.65	
			12,750.00	2,500.00	2,790.84	111.63 %		76.94 %	
								82.11 %	
1-Jan-08 to 31-Dec-13	EC, ILO		0.00	0.00	0.00	0.00 %			
				0.00	0.00	0.00 %			
							Taka Release :	0.00	
							% of Allocation :	0.00 %	

Project-wise Implementation Status of the project under Ministry of Education

Reporting Period: July 2012 To June 2013

RADP:2012-13

(Taka in Lakh)

SI No.	Ministry/Division Name Agency Name Project Code and Name		Project Cost	Target and Progress			Cumulative Progress upto Reporting Period		
				Financial		Physical (% of Total Project) A) Target B) Progress	Fin. Total PA (% of Projects Cost)	Physical Progress in %	
	Allocation	Expenditure							
	Implementation Period	Development Partner	A) Total B) Taka C) PA D) RPA	A) Total B) Taka C) PA D) RPA E) CDVAT	A) Total B) Taka C) PA D) RPA E) CDVAT	% of Allocation			
	1	2	3	4	5	6	7	8	9
167	2551-6601	Skills Development Project.	46,000.70	1,500.00	1,462.48	97.50 %	3.00 %	6,681.51	18.00 %
			7,360.70	240.00	207.65	86.52 %	3.00 %	5,504.97	
			38,640.00	1,260.00	1,254.83	99.59 %		14.52 %	
	1-Jul-08 to 30-Jun-13	ADB, SDC	23,010.00	1,260.00	1,160.87	92.13 %		14.25 %	
				0.00	0.00	0.00 %		Taka Release : 240.00	
								% of Allocation : 100.00 %	
168	2551-6597	Establishment of Barisal Engineering College.	7,408.00	250.00	249.91	99.96 %	3.00 %	577.11	9.00 %
			7,408.00	250.00	249.91	99.96 %	4.00 %	0.00	
			0.00	0.00	0.00	0.00 %		7.79 %	
	1-Jul-10 to 30-Jun-14	Non-Donor Project	0.00	0.00	0.00	0.00 %		0.00 %	
				0.00	0.00	0.00 %		Taka Release : 250.00	
								% of Allocation : 100.00 %	
169	2551-5030	Skills and Training Enhancement Project (STEP).	63,425.00	12,500.00	11,543.19	92.35 %	19.71 %	19,994.75	31.57 %
			6,085.06	500.00	486.54	97.31 %	18.25 %	19,440.45	
			57,339.94	12,000.00	11,056.65	92.14 %		31.53 %	
	1-Jul-10 to 30-Jun-15	World Bank	0.00	12,000.00	11,056.65	92.14 %		33.90 %	
				0.00	0.00	0.00 %		Taka Release : 500.00	
								% of Allocation : 100.00 %	

Project-wise Implementation Status of the project under Ministry of Education

Reporting Period: July 2012 To June 2013

RADP:2012-13

(Taka in Lakh)

SI No.	Ministry/Division Name Agency Name Project Code and Name		Project Cost	Target and Progress			Cumulative Progress upto Reporting Period		
				Financial		Physical (% of Total Project) A) Target B) Progress	Fin. Total PA (% of Projects Cost)	Physical Progress in %	
				Allocation	Expenditure				
1	2	3	4	5	6	7	8	9	
170	2551-5014	Technical Assistance for Skills and Employment Project.	569.00	560.00	0.00	0.00 %	0.00 %	0.00	0.00 %
			0.00	0.00	0.00	0.00 %	0.00 %	0.00	0.00 %
			569.00	560.00	0.00	0.00 %		0.00 %	
			0.00	0.00	0.00	0.00 %		0.00 %	
1-May-12 to 31-Jan-13	ADB		0.00	0.00	0.00	0.00 %			
				0.00	0.00	0.00 %			
								Taka Release : 0.00	
								% of Allocation : 0.00 %	
	Executing Agency Total		131,010.70	17,310.00	16,046.42	92.70 %			
			21,711.76	990.00	944.10	95.36 %			
			109,298.94	16,320.00	15,102.32	92.54 %			
			23,010.00	13,260.00	12,217.52	92.14 %			
				0.00	0.00	0.00 %			
	University Grants Commission								
171	2561-9021	Conservation of Black Bengal Goat as the Potential Genetic Resource in Bangladesh.	171.00	6.00	6.00	100.00 %	3.51 %	26.72	94.00 %
			0.00	0.00	0.00	0.00 %	3.51 %	26.72	
			171.00	6.00	6.00	100.00 %		15.63 %	
			0.00	0.00	0.00	0.00 %		15.63 %	
1-Jul-05 to 30-Jun-13	USDA		0.00	0.00	0.00	0.00 %			
				0.00	0.00	0.00 %			
								Taka Release : 0.00	
								% of Allocation : 0.00 %	

Project-wise Implementation Status of the project under Ministry of Education

Reporting Period: July 2012 To June 2013

RADP:2012-13

(Taka in Lakh)

SI No.	Ministry/Division Name Agency Name Project Code and Name		Project Cost	Target and Progress			Cumulative Progress upto Reporting Period		
				Financial		Physical (% of Total Project) A) Target B) Progress	Fin. Total PA (% of Projects Cost)	Physical Progress in %	
	Allocation	Expenditure							
	Implementation Period	Development Partner	A) Total B) Taka C) PA D) RPA	A) Total B) Taka C) PA D) RPA E) CDVAT	A) Total B) Taka C) PA D) RPA E) CDVAT	% of Allocation			
	1	2	3	4	5	6	7	8	9
172	2561-9041	Formulation of bio pesticides in controlling phomopsis fruit rot, foot/collar rot and shoot & fruit bore of eggplant.	161.00 0.00 161.00	3.00 0.00 3.00	3.00 0.00 3.00	100.00 % 0.00 % 100.00 %	1.88 % 1.88 %	160.97 160.97 99.98 % 99.98 %	98.10%
	1-Jul-05 to 30-Jun-13	USDA	0.00	0.00	0.00	0.00 %			
				0.00	0.00	0.00 %	Taka Release : % of Allocation :	0.00 0.00 %	
173	2561-9092	Identifying and developing the Management techniques of suitable forestry species of agroecological zones using climate change scenarios for Bangladesh.	149.53 0.00 149.53	25.00 0.00 25.00	25.00 0.00 25.00	100.00 % 0.00 % 100.00 %	10.00 % 10.00 %	141.69 141.69 94.76 % 94.76 %	95.00%
	1-Jul-05 to 30-Jun-13	USDA	0.00	0.00	0.00	0.00 %			
				0.00	0.00	0.00 %	Taka Release : % of Allocation :	0.00 0.00 %	
174	2561-9096	Study on Degration of Upland Watershed in Bangladesh	165.00 0.00 165.00	42.00 0.00 42.00	42.00 0.00 42.00	100.00 % 0.00 % 100.00 %	25.42 % 28.42 %	161.47 161.47 97.86 % 97.86 %	99.24%
	1-Jul-05 to 30-Jun-13	USDA	0.00	0.00	0.00	0.00 %			
				0.00	0.00	0.00 %	Taka Release : % of Allocation :	0.00 0.00 %	

Project-wise Implementation Status of the project under Ministry of Education

Reporting Period: July 2012 To June 2013

RADP:2012-13

(Taka in Lakh)

SI No.	Ministry/Division Name Agency Name Project Code and Name		Project Cost	Target and Progress			Cumulative Progress upto Reporting Period		
				Financial		Physical (% of Total Project) A) Target B) Progress	Fin. Total PA (% of Projects Cost)	Physical Progress in %	
	Allocation	Expenditure							
	Implementation Period	Development Partner	A) Total B) Taka C) PA D) RPA	A) Total B) Taka C) PA D) RPA E) CDVAT	A) Total B) Taka C) PA D) RPA E) CDVAT	% of Allocation			
	1	2	3	4	5	6	7	8	9
175	2561-7500	Improvement of Grain Legumes through Transformation.	206.00	40.00	40.00	100.00 %	19.40 %	141.72	67.58 %
			32.00	0.00	0.00	0.00 %	18.24 %	141.72	
			174.00	40.00	40.00	100.00 %		68.80 %	
			0.00	0.00	0.00	0.00 %		81.45 %	
1-Jan-07	to 30-Jun-13	USDA		0.00	0.00	0.00 %			
				0.00	0.00	0.00 %			
							Taka Release :	0.00	
							% of Allocation :	0.00 %	
176	2561-9134	Procurement of Scientific Equipment for Improvement of Education Facilities in the Public Universities Bangladesh.	22,650.00	1,125.00	1,125.00	100.00 %	4.96 %	12,125.00	53.53 %
			22,650.00	1,125.00	1,125.00	100.00 %	4.96 %	0.00	
			0.00	0.00	0.00	0.00 %		53.53 %	
			0.00	0.00	0.00	0.00 %		0.00 %	
1-Jul-08	to 30-Jun-13	Non-Donor Project		0.00	0.00	0.00 %			
				0.00	0.00	0.00 %			
							Taka Release :	1,125.00	
							% of Allocation :	100.00 %	
177	2561-9135	Introduction of ICT Courses to the 10 Post Graduate Colleges (Pilot)	1,500.00	75.00	75.00	100.00 %	5.00 %	1,425.00	95.00 %
			1,500.00	75.00	75.00	100.00 %	5.00 %	0.00	
			0.00	0.00	0.00	0.00 %		95.00 %	
			0.00	0.00	0.00	0.00 %		0.00 %	
1-Oct-08	to 30-Jun-13	Non-Donor Project		0.00	0.00	0.00 %			
				0.00	0.00	0.00 %			
							Taka Release :	75.00	
							% of Allocation :	100.00 %	

Project-wise Implementation Status of the project under Ministry of Education

Reporting Period: July 2012 To June 2013

RADP:2012-13

(Taka in Lakh)

SI No.	Ministry/Division Name Agency Name Project Code and Name		Project Cost	Target and Progress			Cumulative Progress upto Reporting Period		
				Financial		Physical (% of Total Project) A) Target B) Progress	Fin. Total PA (% of Projects Cost)	Physical Progress in %	
	Allocation	Expenditure							
	Implementation Period	Development Partner	A) Total B) Taka C) PA D) RPA	A) Total B) Taka C) PA D) RPA E) CDVAT	A) Total B) Taka C) PA D) RPA E) CDVAT	% of Allocation			
	1	2	3	4	5	6	7	8	9
178	2561-9137	Higher Education Quality Enhancement Project (HEQEP)	75,266.00 8,256.00 67,010.00	17,085.00 285.00 16,800.00	17,085.00 285.00 16,800.00	100.00 % 100.00 % 100.00 %	22.68 % 21.36 %	40,528.62 39,724.43 53.85 % 59.28 %	52.50 %
	1-Jan-09 to 31-Dec-15	IDA	67,010.00	16,800.00	16,800.00	100.00 % 0.00 %		Taka Release : 285.00 % of Allocation : 100.00 %	
179	2561-9125	Rehabilitation & Renovation of the Old Building & Other Structures of the Public Universities	13,804.00 13,804.00 0.00 0.00	1,900.00 1,900.00 0.00 0.00	1,900.00 1,900.00 0.00 0.00	100.00 % 100.00 % 0.00 % 0.00 %	13.76 % 13.76 %	7,700.00 0.00 55.78 % 0.00 %	55.78 %
	1-Jan-09 to 30-Jun-15	Non-Donor Project	0.00	0.00	0.00	0.00 % 0.00 %		Taka Release : 1,900.00 % of Allocation : 100.00 %	
180	2561-9103	Establishment of Rangpur University.(Revised)	10,350.00 10,350.00 0.00 0.00	1,475.00 1,475.00 0.00 0.00	1,475.00 1,475.00 0.00 0.00	100.00 % 100.00 % 0.00 % 0.00 %	14.25 % 14.25 %	9,353.00 0.00 90.37 % 0.00 %	90.35 %
	1-Jan-09 to 30-Jun-13	Non-Donor Project	0.00	0.00	0.00	0.00 % 0.00 %		Taka Release : 1,475.00 % of Allocation : 100.00 %	

Project-wise Implementation Status of the project under Ministry of Education

Reporting Period: July 2012 To June 2013

RADP:2012-13

(Taka in Lakh)

SI No.	Ministry/Division Name Agency Name Project Code and Name		Project Cost	Target and Progress			Cumulative Progress upto Reporting Period		
				Financial		Physical (% of Total Project) A) Target B) Progress	Fin. Total PA (% of Projects Cost)	Physical Progress in %	
	Allocation	Expenditure							
	Implementation Period	Development Partner	A) Total B) Taka C) PA D) RPA	A) Total B) Taka C) PA D) RPA E) CDVAT	A) Total B) Taka C) PA D) RPA E) CDVAT	% of Allocation			
	1	2	3	4	5	6	7	8	9
181	2561-9102	Establishment of Barishal University, Barishal	10,448.00 10,448.00 0.00	1,700.00 1,700.00 0.00	1,700.00 1,700.00 0.00	100.00 % 100.00 % 0.00 %	16.27 % 16.27 % 0.00 %	3,350.00 0.00 32.06 % 0.00 %	32.06 %
	1-Jan-09 to 30-Jun-15	Non-Donor Project	0.00	0.00	0.00	0.00 %			
			0.00	0.00	0.00	0.00 %		Taka Release : 1,700.00 % of Allocation : 100.00 %	
182	2561-9132	Special Development of the University of Dhaka-3rd Phase	12,100.00 12,100.00 0.00	1,700.00 1,700.00 0.00	1,700.00 1,700.00 0.00	100.00 % 100.00 % 0.00 %	14.00 % 14.00 % 0.00 %	6,900.00 0.00 57.02 % 0.00 %	57.00 %
	1-Jan-09 to 31-Dec-13	Non-Donor Project	0.00	0.00	0.00	0.00 %			
			0.00	0.00	0.00	0.00 %		Taka Release : 1,700.00 % of Allocation : 100.00 %	
183	2561-9138	Establishment of Pabna Science and Technology University, pabna	10,545.00 10,545.00 0.00	2,000.00 2,000.00 0.00	2,000.00 2,000.00 0.00	100.00 % 100.00 % 0.00 %	18.96 % 18.96 % 0.00 %	6,450.00 0.00 61.17 % 0.00 %	61.16 %
	1-Jan-09 to 30-Jun-14	Non-Donor Project	0.00	0.00	0.00	0.00 %			
			0.00	0.00	0.00	0.00 %		Taka Release : 2,000.00 % of Allocation : 100.00 %	

Project-wise Implementation Status of the project under Ministry of Education

Reporting Period: July 2012 To June 2013

RADP:2012-13

(Taka in Lakh)

SI No.	Ministry/Division Name Agency Name Project Code and Name		Project Cost	Target and Progress			Cumulative Progress upto Reporting Period		
				Financial		Physical (% of Total Project) A) Target B) Progress	Fin. Total PA (% of Projects Cost)	Physical Progress in %	
	Allocation	Expenditure							
	Implementation Period	Development Partner	A) Total B) Taka C) PA D) RPA	A) Total B) Taka C) PA D) RPA E) CDVAT	A) Total B) Taka C) PA D) RPA E) CDVAT	% of Allocation			
	1	2	3	4	5	6	7	8	9
184	2561-9139	Development of Public Universities	44,400.00 44,400.00 0.00 0.00	4,000.00 4,000.00 0.00 0.00	4,000.00 4,000.00 0.00 0.00	100.00 % 100.00 % 0.00 % 0.00 %	9.01 % 9.01 % 0.00 % 0.00 %	21,346.00 0.00 48.08 % 0.00 %	48.08 %
	1-Jan-09 to 30-Jun-13	Non-Donor Project						Taka Release : % of Allocation :	4,000.00 100.00 %
185	2561-9142	Modernization of Laboratory Facilities in the Department of Chemistry of University Chittagong	800.00 800.00 0.00 0.00	20.00 20.00 0.00 0.00	20.00 20.00 0.00 0.00	100.00 % 100.00 % 0.00 % 0.00 %	2.50 % 2.50 % 0.00 % 0.00 %	800.00 0.00 100.00 % 0.00 %	100.00 %
	1-Jul-09 to 30-Jun-13	Non-Donor Project						Taka Release : % of Allocation :	20.00 100.00 %
186	2561-7250	Bangladesh University of Professionals	5,052.00 5,052.00 0.00 0.00	1,352.00 1,352.00 0.00 0.00	1,352.00 1,352.00 0.00 0.00	100.00 % 100.00 % 0.00 % 0.00 %	26.76 % 26.76 % 0.00 % 0.00 %	5,052.00 0.00 100.00 % 0.00 %	100.00 %
	1-Jul-09 to 31-Dec-12	Non-Donor Project						Taka Release : % of Allocation :	1,352.00 100.00 %

Project-wise Implementation Status of the project under Ministry of Education

Reporting Period: July 2012 To June 2013

RADP:2012-13

(Taka in Lakh)

SI No.	Ministry/Division Name Agency Name Project Code and Name		Project Cost	Target and Progress			Cumulative Progress upto Reporting Period		
				Financial		Physical (% of Total Project) A) Target B) Progress	Fin. Total PA (% of Projects Cost)	Physical Progress in %	
	Allocation	Expenditure							
	Implementation Period	Development Partner	A) Total B) Taka C) PA D) RPA	A) Total B) Taka C) PA D) RPA E) CDVAT	A) Total B) Taka C) PA D) RPA E) CDVAT	% of Allocation			
	1	2	3	4	5	6	7	8	9
187	2561-7260	Creation of Infrastructure & Laboratory Facilities for Introducing New departments in five public Universities	14,603.00 14,603.00 0.00 0.00	1,225.00 1,225.00 0.00 0.00	1,225.00 1,225.00 0.00 0.00	100.00 % 100.00 % 0.00 % 0.00 %	8.39 % 8.39 % 0.00 % 0.00 %	4,475.00 0.00 30.64 % 0.00 %	30.65 %
1-Jul-09	to 30-Jun-13	Non-Donor Project						Taka Release : % of Allocation :	1,225.00 100.00 %
188	2561-7300	Archaeological Site of the Sustainable Development of Tourism and the Study of Different Ethnic Cultural Traits and Their Preservation	1,277.95 1,277.95 0.00 0.00	200.00 200.00 0.00 0.00	200.00 200.00 0.00 0.00	100.00 % 100.00 % 0.00 % 0.00 %	15.65 % 15.65 % 0.00 % 0.00 %	900.00 0.00 70.43 % 0.00 %	70.43 %
1-Jul-09	to 30-Jun-15	Non-Donor Project						Taka Release : % of Allocation :	200.00 100.00 %
189	2561-9162	Development of Stress Tolerant Peanut (Arachis Hypogaea L) Breeding Lines Using Modern Bio-technology.	117.96 0.00 117.96 0.00	20.00 0.00 20.00 0.00	20.00 0.00 20.00 0.00	100.00 % 0.00 % 100.00 % 0.00 %	16.95 % 9.34 % 16.95 % 9.34 %	113.04 113.04 95.83 % 95.83 %	88.21 %
1-Jul-09	to 30-Jun-13	USDA						Taka Release : % of Allocation :	0.00 0.00 %

Project-wise Implementation Status of the project under Ministry of Education

Reporting Period: July 2012 To June 2013

RADP:2012-13

(Taka in Lakh)

SI No.	Ministry/Division Name Agency Name Project Code and Name		Project Cost	Target and Progress			Cumulative Progress upto Reporting Period		
				Financial		Physical (% of Total Project) A) Target B) Progress	Fin. Total PA (% of Projects Cost)	Physical Progress in %	
	Allocation	Expenditure							
	Implementation Period	Development Partner	A) Total B) Taka C) PA D) RPA	A) Total B) Taka C) PA D) RPA E) CDVAT	A) Total B) Taka C) PA D) RPA E) CDVAT	% of Allocation			
	1	2	3	4	5	6	7	8	9
190	2561-9163	Production of Bacillus thuringiensis Biopesticides by biotechnological approach for the control of vegetable pests in Bangladesh.	208.20 29.49 178.71 0.00	30.00 0.00 30.00 0.00 0.00	30.00 0.00 30.00 0.00 0.00	100.00 % 0.00 % 100.00 % 0.00 % 0.00 %	14.41 % 12.75 % 70.00 %	125.10 125.10 60.09 % 70.00 %	58.42 %
	1-Jul-09 to 30-Jun-13	USDA						Taka Release : % of Allocation :	0.00 0.00 %
191	2561-9164	Improve of some vegetable species of quekarbecia family through breeding and bio-technical approaches, Rajshahi University, Rajshahi	134.66 0.00 134.66 0.00	20.00 0.00 20.00 0.00 0.00	20.00 0.00 20.00 0.00 0.00	100.00 % 0.00 % 100.00 % 0.00 % 0.00 %	14.85 % 14.85 %	132.00 132.00 98.02 % 98.02 %	97.77 %
	1-Mar-09 to 30-Jun-13	USDA						Taka Release : % of Allocation :	0.00 0.00 %
192	2561-9165	In Vitro Regeneration of orchids for Commercial Production and Conservation of Endangered species,	111.33 0.00 111.33 0.00	10.00 0.00 10.00 0.00	10.00 0.00 10.00 0.00	100.00 % 0.00 % 100.00 % 0.00 %	8.98 % 8.98 %	110.60 110.60 99.34 % 99.34 %	99.33 %
	1-Jan-09 to 31-Dec-12	USDA						Taka Release : % of Allocation :	0.00 0.00 %

Project-wise Implementation Status of the project under Ministry of Education

Reporting Period: July 2012 To June 2013

RADP:2012-13

(Taka in Lakh)

SI No.	Ministry/Division Name Agency Name Project Code and Name		Project Cost A) Total B) Taka C) PA D) RPA	Target and Progress			Physical (% of Total Project) A) Target B) Progress	Cumulative Progress upto Reporting Period	
				Financial				Fin. Total PA (% of Projects Cost)	Physical Progress in %
	Allocation	Expenditure							
		A) Total B) Taka C) PA D) RPA E) CDVAT		A) Total B) Taka C) PA D) RPA E) CDVAT	% of Allocation				
1	2	3	4	5	6	7	8	9	
193	2561-9166	Genetic Improvement of tealse guard through bio-technological approaches.	68.00 0.00 68.00	6.00 0.00 6.00	6.00 0.00 6.00	100.00 % 0.00 % 100.00 %	8.82 % 8.82 %	61.64 61.64 90.65 % 90.65 %	90.64 %
	1-Jan-09 to 31-Dec-13	USDA	0.00	0.00 0.00	0.00 0.00	0.00 % 0.00 %			Taka Release : 0.00 % of Allocation : 0.00 %
194	2561-9168	Molecular Texonomy and DNA Barcoding of Agromised leaf minor posts of Agricultural crops and their control bi-natural enemies in Bangladesh, Chittagong University, Chittagong.	144.75 0.00 144.75	15.00 0.00 15.00	15.00 0.00 15.00	100.00 % 0.00 % 100.00 %	10.87 % 10.47 %	174.75 174.75 120.73 % 120.73 %	100.00 %
	1-Jul-08 to 30-Jun-13	USDA	0.00	0.00 0.00	0.00 0.00	0.00 % 0.00 %			Taka Release : 0.00 % of Allocation : 0.00 %
195	2561-9169	Evaluation of fruit (Mangifera indica, Artocarpus heterophyllus, Psidium guajava, Zizyhus jujuba Citrus grandis, Achras sapota and Spondias dulcis) germplasm available in the southwestern region of Bangladesh on the basis of their physico-chemical Characteristics and Genetic variability	153.02 0.00 153.02	17.00 0.00 17.00	12.00 0.00 12.00	70.59 % 0.00 % 70.59 %	11.11 % 9.40 %	136.00 136.00 88.88 % 88.88 %	90.15 %
	1-Jul-09 to 30-Jun-14	USDA	0.00	0.00 0.00	0.00 0.00	0.00 % 0.00 %			Taka Release : 0.00 % of Allocation : 0.00 %

XXXXXXXXXXXXXXXX

XXXXXXXX XX

Project-wise Implementation Status of the project under Ministry of Education

Reporting Period: July 2012 To June 2013

RADP:2012-13

(Taka in Lakh)

SI No.	Ministry/Division Name Agency Name Project Code and Name		Project Cost	Target and Progress			Cumulative Progress upto Reporting Period		
				Financial		Physical (% of Total Project) A) Target B) Progress	Fin. Total PA (% of Projects Cost)	Physical Progress in %	
	Allocation	Expenditure							
	Implementation Period	Development Partner	A) Total B) Taka C) PA D) RPA	A) Total B) Taka C) PA D) RPA E) CDVAT	A) Total B) Taka C) PA D) RPA E) CDVAT	% of Allocation			
	1	2	3	4	5	6	7	8	9
196	2561-9170	Carbon sequestration salt tolerance and growth of the mejour timber species of the Sundarban Mangrove Forest and there Restoration prospectus in the contex of climate change,	150.00 0.00 150.00	10.00 0.00 10.00	10.00 0.00 10.00	100.00 % 0.00 % 100.00 %	6.67 % 0.09 % 96.67 %	145.00 145.00 96.67 %	90.09 %
	1-Jul-09 to 30-Jun-14	USDA	0.00	0.00	0.00	0.00 %			
				0.00	0.00	0.00 %	Taka Release : % of Allocation :	0.00 0.00 %	
197	2561-9172	Detection of Anteroviralent Escreichia Coli Strains by a Sensitive and Versatile Multiplex Polymerase Chain Reaction (PCR) System in Shrimph Farms, Khulna University, Khulna.	161.00 0.00 161.00	21.00 0.00 21.00	21.00 0.00 21.00	100.00 % 0.00 % 100.00 %	13.00 % 13.00 % 100.00 %	161.00 161.00 100.00 %	97.32 %
	1-Mar-09 to 28-Feb-13	USDA	0.00	0.00	0.00	0.00 %			
				0.00	0.00	0.00 %	Taka Release : % of Allocation :	0.00 0.00 %	
198	2561-9171	Multiplication and Conservation of Endangered tree species (xylocarpus granotam xylocarpus mekongensis) of Sundarban Mangrove through micropropagation technique and there prospectus in restoration programme in the coastal zone of Bangladesh,	108.40 0.00 108.40	10.00 0.00 10.00	10.00 0.00 10.00	100.00 % 0.00 % 100.00 %	9.23 % 9.23 % 96.92 %	105.06 105.06 96.92 %	97.48 %
	1-Jul-09 to 30-Jun-13	USDA	0.00	0.00	0.00	0.00 %			
				0.00	0.00	0.00 %	Taka Release : % of Allocation :	0.00 0.00 %	

Project-wise Implementation Status of the project under Ministry of Education

Reporting Period: July 2012 To June 2013

RADP:2012-13

(Taka in Lakh)

SI No.	Ministry/Division Name Agency Name Project Code and Name		Project Cost A) Total B) Taka C) PA D) RPA	Target and Progress			Cumulative Progress upto Reporting Period		
				Financial		Physical (% of Total Project) A) Target B) Progress	Fin. Total PA (% of Projects Cost)	Physical Progress in %	
	Allocation	Expenditure							
		A) Total B) Taka C) PA D) RPA E) CDVAT		A) Total B) Taka C) PA D) RPA E) CDVAT	% of Allocation				
1	2	3	4	5	6	7	8	9	
199	2561-9173	Molecular Detection of Bacterial and Fungal Diseases of Carp and Catfish and Harbol Treatment for Remedy of the Diseases, Shahjalal Science and Engineering University, Sylhet.	102.54 0.00 102.54	21.00 0.00 21.00	21.00 0.00 21.00	100.00 % 0.00 % 100.00 %	20.48 % 20.48 %	115.54 115.54 112.68 % 112.68 %	100.00%
1-Mar-09 to 28-Feb-13	USDA		0.00	0.00	0.00	0.00 %			
				0.00	0.00	0.00 %	Taka Release :	0.00	
							% of Allocation :	0.00 %	
200	2561-9144	Infrastructural Development of Khulna University.	8,010.00 8,010.00 0.00 0.00	1,270.00 1,270.00 0.00 0.00	1,270.00 1,270.00 0.00 0.00	100.00 % 100.00 % 0.00 % 0.00 %	24.97 % 15.86 %	2,570.00 0.00 32.08 % 0.00 %	32.09%
1-Jul-10 to 30-Jun-14	Non-Donor Project		0.00	0.00	0.00	0.00 %			
				0.00	0.00	0.00 %	Taka Release :	1,270.00	
							% of Allocation :	100.00 %	
201	2561-9156	Special Development Project of the University of Dhaka -4 Phase.	13,130.39 13,130.39 0.00 0.00	1,225.00 1,225.00 0.00 0.00	1,225.00 1,225.00 0.00 0.00	100.00 % 100.00 % 0.00 % 0.00 %	9.00 % 9.00 %	3,525.00 0.00 26.85 % 0.00 %	27.00%
1-Jul-10 to 30-Jun-15	Non-Donor Project		0.00	0.00	0.00	0.00 %			
				0.00	0.00	0.00 %	Taka Release :	1,225.00	
							% of Allocation :	100.00 %	

Project-wise Implementation Status of the project under Ministry of Education

Reporting Period: July 2012 To June 2013

RADP:2012-13

(Taka in Lakh)

SI No.	Ministry/Division Name Agency Name Project Code and Name		Project Cost	Target and Progress			Cumulative Progress upto Reporting Period		
				Financial		Physical (% of Total Project) A) Target B) Progress	Fin. Total PA (% of Projects Cost)	Physical Progress in %	
	Allocation	Expenditure							
	Implementation Period	Development Partner	A) Total B) Taka C) PA D) RPA	A) Total B) Taka C) PA D) RPA E) CDVAT	A) Total B) Taka C) PA D) RPA E) CDVAT	% of Allocation			
	1	2	3	4	5	6	7	8	9
202	2561-9147	Construction of Female Hall at Shahjalal University of Science & Technology .	1,408.00 1,408.00 0.00 0.00	413.09 413.09 0.00 0.00	413.09 413.09 0.00 0.00	100.00 % 100.00 % 0.00 % 0.00 %	29.75 % 29.75 % 0.00 % 0.00 %	1,404.09 0.00 99.72 % 0.00 %	100.00 %
	1-Jul-10 to 31-Dec-12	Non-Donor Project	0.00	0.00	0.00	0.00 %			
				0.00	0.00	0.00 %	Taka Release : % of Allocation :	413.09 100.00 %	
203	2561-9149	Farther Development of Sher-e-Bangla Agricultural University .	10,039.00 10,039.00 0.00 0.00	3,350.00 3,350.00 0.00 0.00	3,350.00 3,350.00 0.00 0.00	100.00 % 100.00 % 0.00 % 0.00 %	33.00 % 33.00 % 0.00 % 0.00 %	5,450.00 0.00 54.29 % 0.00 %	54.00 %
	1-Jul-10 to 31-Jul-13	Non-Donor Project	0.00	0.00	0.00	0.00 %			
				0.00	0.00	0.00 %	Taka Release : % of Allocation :	3,350.00 100.00 %	
204	2561-9154	Establishment of Institute of Information & Construction Technology at Shahjalal University of Science and Technology .	3,400.00 3,400.00 0.00 0.00	900.00 900.00 0.00 0.00	900.00 900.00 0.00 0.00	100.00 % 100.00 % 0.00 % 0.00 %	28.50 % 28.50 % 0.00 % 0.00 %	1,600.00 0.00 47.06 % 0.00 %	50.85 %
	1-Jan-11 to 30-Jun-14	Non-Donor Project	0.00	0.00	0.00	0.00 %			
				0.00	0.00	0.00 %	Taka Release : % of Allocation :	900.00 100.00 %	

Project-wise Implementation Status of the project under Ministry of Education

Reporting Period: July 2012 To June 2013

RADP:2012-13

(Taka in Lakh)

SI No.	Ministry/Division Name Agency Name Project Code and Name		Project Cost	Target and Progress			Cumulative Progress upto Reporting Period		
				Financial		Physical (% of Total Project) A) Target B) Progress	Fin. Total PA (% of Projects Cost)	Physical Progress in %	
	Allocation	Expenditure							
	Implementation Period	Development Partner	A) Total B) Taka C) PA D) RPA	A) Total B) Taka C) PA D) RPA E) CDVAT	A) Total B) Taka C) PA D) RPA E) CDVAT	% of Allocation			
	1	2	3	4	5	6	7	8	9
205	2561-9161	Further Development of Jahangirnagar University.	2,400.00 2,400.00 0.00 0.00	1,640.00 1,640.00 0.00 0.00	1,640.00 1,640.00 0.00 0.00	100.00 % 100.00 % 0.00 % 0.00 %	62.12 % 62.12 % 110.00 % 0.00 %	2,640.00 0.00 110.00 % 0.00 %	100.00 %
	1-Jul-10 to 30-Jun-13	Non-Donor Project						Taka Release : % of Allocation :	1,640.00 100.00 %
206	2561-9153	Special Development of Bangabandhu Sheikh Mujibur Rahman Agricultural University (BSMRAU)	1,893.00 1,893.00 0.00 0.00	990.00 990.00 0.00 0.00	990.00 990.00 0.00 0.00	100.00 % 100.00 % 0.00 % 0.00 %	52.30 % 52.30 % 99.42 % 0.00 %	1,882.00 0.00 99.42 % 0.00 %	99.42 %
	1-Jan-11 to 30-Jun-13	Non-Donor Project						Taka Release : % of Allocation :	990.00 100.00 %
207	2561-9152	Establishment of Jagannath University (Phase-2)	9,733.51 9,733.51 0.00 0.00	50.00 50.00 0.00 0.00	0.00 0.00 0.00 0.00	0.00 % 0.00 % 0.00 % 0.00 %	5.00 % 0.00 % 6.68 % 0.00 %	650.00 0.00 6.68 % 0.00 %	8.32 %
	1-Jul-10 to 30-Jun-14	Non-Donor Project						Taka Release : % of Allocation :	0.00 0.00 %

Project-wise Implementation Status of the project under Ministry of Education

Reporting Period: July 2012 To June 2013

RADP:2012-13

(Taka in Lakh)

SI No.	Ministry/Division Name Agency Name Project Code and Name		Project Cost	Target and Progress			Cumulative Progress upto Reporting Period		
				Financial		Physical (% of Total Project) A) Target B) Progress	Fin. Total PA (% of Projects Cost)	Physical Progress in %	
	Allocation	Expenditure							
	Implementation Period	Development Partner	A) Total B) Taka C) PA D) RPA	A) Total B) Taka C) PA D) RPA E) CDVAT	A) Total B) Taka C) PA D) RPA E) CDVAT	% of Allocation			
	1	2	3	4	5	6	7	8	9
208	2561-9151	Farther Development of Islamic University.	3,536.50 3,536.50 0.00 0.00	550.00 550.00 0.00 0.00	550.00 550.00 0.00 0.00	100.00 % 100.00 % 0.00 % 0.00 %	15.52 % 15.52 % 0.00 % 0.00 %	1,340.00 0.00 37.89 % 0.00 %	37.86 %
	1-Jan-11 to 30-Jun-14	Non-Donor Project						Taka Release : % of Allocation :	550.00 100.00 %
209	2561-9155	Academic & Infrastructure Development of University Chittagong	8,900.00 8,900.00 0.00 0.00	1,000.00 1,000.00 0.00 0.00	1,000.00 1,000.00 0.00 0.00	100.00 % 100.00 % 0.00 % 0.00 %	11.24 % 11.24 % 0.00 % 0.00 %	1,700.00 0.00 19.10 % 0.00 %	19.11 %
	1-Jan-11 to 30-Jun-14	Non-Donor Project						Taka Release : % of Allocation :	1,000.00 100.00 %
210	2561-9159	Development of Jessor Science and Technology University.(First Phase)	3,850.00 3,850.00 0.00 0.00	1,365.00 1,365.00 0.00 0.00	1,365.00 1,365.00 0.00 0.00	100.00 % 100.00 % 0.00 % 0.00 %	35.45 % 35.45 % 0.00 % 0.00 %	2,815.00 0.00 73.12 % 0.00 %	73.11 %
	1-Jan-11 to 30-Jun-13	Non-Donor Project						Taka Release : % of Allocation :	1,365.00 100.00 %

Project-wise Implementation Status of the project under Ministry of Education

Reporting Period: July 2012 To June 2013

RADP:2012-13

(Taka in Lakh)

SI No.	Ministry/Division Name Agency Name Project Code and Name		Project Cost	Target and Progress			Cumulative Progress upto Reporting Period		
				Financial		Physical (% of Total Project) A) Target B) Progress	Fin. Total PA (% of Projects Cost)	Physical Progress in %	
	Allocation	Expenditure							
		A) Total B) Taka C) PA D) RPA E) CDVAT		A) Total B) Taka C) PA D) RPA E) CDVAT	% of Allocation	A) Target B) Progress	8	9	
1	2	3	4	5	6	7	8	9	
211	2561-5060	Project for Further Development of Rajshahi University (1st Phase).	7,320.00 7,320.00 0.00 0.00	680.00 680.00 0.00 0.00	680.00 680.00 0.00 0.00	100.00 % 100.00 % 0.00 % 0.00 %	1.66 % 1.66 % 0.00 % 0.00 %	880.00 0.00 12.02 % 0.00 %	4.39%
1-Oct-11	to 30-Jun-15	Non-Donor Project						Taka Release : 680.00 % of Allocation : 100.00 %	
212	2561-5070	Further Development of Bangabandhu Sheik Mozibur Rahman Agriculture University.	6,906.00 6,906.00 0.00 0.00	850.00 850.00 0.00 0.00	850.00 850.00 0.00 0.00	100.00 % 100.00 % 0.00 % 0.00 %	12.30 % 12.30 % 0.00 % 0.00 %	950.00 0.00 13.76 % 0.00 %	13.73%
1-Nov-11	to 30-Oct-16	Non-Donor Project						Taka Release : 850.00 % of Allocation : 100.00 %	
213	2561-7100	Further Development of Patuakhali Science & Technology University (PSTU)	7,475.00 7,475.00 0.00 0.00	1,171.00 1,171.00 0.00 0.00	1,171.00 1,171.00 0.00 0.00	100.00 % 100.00 % 0.00 % 0.00 %	15.67 % 15.67 % 0.00 % 0.00 %	1,671.00 0.00 22.35 % 0.00 %	22.34%
1-Jul-11	to 30-Jun-16	Non-Donor Project						Taka Release : 1,171.00 % of Allocation : 100.00 %	

Project-wise Implementation Status of the project under Ministry of Education

Reporting Period: July 2012 To June 2013

RADP:2012-13

(Taka in Lakh)

SI No.	Ministry/Division Name Agency Name Project Code and Name		Project Cost	Target and Progress			Cumulative Progress upto Reporting Period		
				Financial		Physical (% of Total Project) A) Target B) Progress	Fin. Total PA (% of Projects Cost)	Physical Progress in %	
	Allocation	Expenditure							
	Implementation Period	Development Partner	A) Total B) Taka C) PA D) RPA	A) Total B) Taka C) PA D) RPA E) CDVAT	A) Total B) Taka C) PA D) RPA E) CDVAT	% of Allocation			
	1	2	3	4	5	6	7	8	9
214	2561-5080	Enhancement of Infrastructural Facilities at Jahangir Nagar University.	7,927.00 7,927.00 0.00 0.00	600.00 600.00 0.00 0.00	600.00 600.00 0.00 0.00	100.00 % 100.00 % 0.00 % 0.00 %	7.57 % 7.57 %	900.00 0.00 11.35 % 0.00 %	11.35%
	1-Jan-12 to 30-Jun-16	Non-Donor Project						Taka Release : % of Allocation :	600.00 100.00 %
215	2561-9158	Development of Sylhet Agricultural University (1st Phase).	6,942.00 6,942.00 0.00 0.00	1,225.00 1,225.00 0.00 0.00	1,225.00 1,225.00 0.00 0.00	100.00 % 100.00 % 0.00 % 0.00 %	17.64 % 17.64 %	1,525.00 0.00 21.97 % 0.00 %	21.96%
	1-Oct-11 to 30-Jun-15	Non-Donor Project						Taka Release : % of Allocation :	1,225.00 100.00 %
216	2561-7410	Molecular Epidemiology of Micro Bacterium Bodies Induction in Animals and Man in Bangladesh.	169.00 0.00 169.00 0.00	5.00 0.00 5.00 0.00	5.00 0.00 5.00 0.00	100.00 % 0.00 % 100.00 % 0.00 %	0.00 % 0.00 %	5.00 5.00 2.96 % 2.96 %	0.00%
	1-Jul-11 to 30-Jun-14	USDA						Taka Release : % of Allocation :	0.00 0.00 %

Project-wise Implementation Status of the project under Ministry of Education

Reporting Period: July 2012 To June 2013

RADP:2012-13

(Taka in Lakh)

SI No.	Ministry/Division Name Agency Name Project Code and Name		Project Cost	Target and Progress			Cumulative Progress upto Reporting Period		
				Financial		Physical (% of Total Project) A) Target B) Progress	Fin. Total PA (% of Projects Cost)	Physical Progress in %	
	Allocation	Expenditure							
	Implementation Period	Development Partner	A) Total B) Taka C) PA D) RPA	A) Total B) Taka C) PA D) RPA E) CDVAT	A) Total B) Taka C) PA D) RPA E) CDVAT	% of Allocation			
	1	2	3	4	5	6	7	8	9
217	2561-7420 Morphological Pathgenic and Molecular Characterization Species from Fruits (Magnofera Insika and Musa Se.) in Bangladesh and their Management by Bio-active Natural Compounds from Sundarban and Coastal Areas.		100.00 0.00 100.00	5.00 0.00 5.00	5.00 0.00 5.00	100.00 % 0.00 % 100.00 %	0.00 % 0.00 %	5.00 5.00 5.00 % 5.00 %	0.00 %
1-Jul-11 to 30-Jun-14	USDA		0.00	0.00 0.00	0.00 0.00	0.00 % 0.00 %			Taka Release : 0.00 % of Allocation : 0.00 %
218	2561-7430 Improvement of Salt and Sub-mergence Tolerant Rice through Genetic Engineering Approach to Ring Food Security with Environmental Safety in Bangladesh.		115.00 0.00 115.00	5.00 0.00 5.00	0.00 0.00 0.00	0.00 % 0.00 % 0.00 %	0.00 % 0.00 %	0.00 0.00 0.00 % 0.00 %	0.00 %
1-Jul-11 to 30-Jun-14	USDA		0.00	0.00 0.00	0.00 0.00	0.00 % 0.00 %			Taka Release : 0.00 % of Allocation : 0.00 %
219	2561-5052 Molecular Characterization and Identification of Important Genetic and Infectious Diseases of Livestock and Poultry in Bangladesh.		90.00 0.00 90.00	5.00 0.00 5.00	0.00 0.00 0.00	0.00 % 0.00 % 0.00 %	0.00 % 0.00 %	0.00 0.00 0.00 % 0.00 %	0.00 %
1-Jan-12 to 31-Dec-14	USDA		0.00	0.00 0.00	0.00 0.00	0.00 % 0.00 %			Taka Release : 0.00 % of Allocation : 0.00 %

Project-wise Implementation Status of the project under Ministry of Education

Reporting Period: July 2012 To June 2013

RADP:2012-13

(Taka in Lakh)

SI No.	Ministry/Division Name Agency Name Project Code and Name		Project Cost	Target and Progress			Cumulative Progress upto Reporting Period		
				Financial		Physical (% of Total Project) A) Target B) Progress	Fin. Total PA (% of Projects Cost)	Physical Progress in %	
	Allocation	Expenditure							
	Implementation Period	Development Partner	A) Total B) Taka C) PA D) RPA	A) Total B) Taka C) PA D) RPA E) CDVAT	A) Total B) Taka C) PA D) RPA E) CDVAT	% of Allocation			
	1	2	3	4	5	6	7	8	9
220	2561-5014	Further Development of Jessore Science and Technology University.	3,010.00 3,010.00 0.00 0.00	475.00 475.00 0.00 0.00	475.00 475.00 0.00 0.00	100.00 % 100.00 % 0.00 % 0.00 %	15.78 % 15.78 % 0.00 % 0.00 %	475.00 0.00 15.78 % 0.00 %	15.78 %
	1-Jan-12 to 30-Jun-14	Non-Donor Project						Taka Release : % of Allocation :	475.00 100.00 %
221	2561-5058	Infrastructure Facilities Development of Khulna Engineering & Technology University.	5,212.00 5,212.00 0.00 0.00	150.00 150.00 0.00 0.00	150.00 150.00 0.00 0.00	100.00 % 100.00 % 0.00 % 0.00 %	2.88 % 2.88 % 0.00 % 0.00 %	150.00 0.00 2.88 % 0.00 %	2.88 %
	1-Jul-12 to 30-Jun-16	Non-Donor Project						Taka Release : % of Allocation :	150.00 100.00 %
222	2561-5059	Development of National Poet Kazi Nazrul Islam University.	6,825.00 6,825.00 0.00 0.00	100.00 100.00 0.00 0.00	100.00 100.00 0.00 0.00	100.00 % 100.00 % 0.00 % 0.00 %	1.46 % 1.46 % 0.00 % 0.00 %	200.00 0.00 2.93 % 0.00 %	2.92 %
	1-Jul-12 to 31-Dec-16	Non-Donor Project						Taka Release : % of Allocation :	100.00 100.00 %

Project-wise Implementation Status of the project under Ministry of Education

Reporting Period: July 2012 To June 2013

RADP:2012-13

(Taka in Lakh)

SI No.	Ministry/Division Name Agency Name Project Code and Name		Project Cost	Target and Progress			Cumulative Progress upto Reporting Period		
				Financial		Physical (% of Total Project) A) Target B) Progress	Fin. Total PA (% of Projects Cost)	Physical Progress in %	
	Allocation	Expenditure							
	Implementation Period	Development Partner	A) Total B) Taka C) PA D) RPA	A) Total B) Taka C) PA D) RPA E) CDVAT	A) Total B) Taka C) PA D) RPA E) CDVAT	% of Allocation			
	1	2	3	4	5	6	7	8	9
223	2561-5064	Strengthening of Fisheries Research and Acqua Garder for Bio-diversity Conservation in Jahangir Nagar Univeristy.	550.00 550.00 0.00 0.00	50.00 50.00 0.00 0.00	50.00 50.00 0.00 0.00	100.00 % 100.00 % 0.00 % 0.00 %	9.09 % 9.09 % 0.00 % 0.00 %	50.00 0.00 9.09 % 0.00 %	9.09 %
	1-Oct-12 to 30-Jun-16	Non-Donor Project						Taka Release : 50.00 % of Allocation : 100.00 %	
224	2561-5027	Strengthening Hazi Mohammed Danesh Science & Technology Univeristy.	7,629.00 7,629.00 0.00 0.00	100.00 100.00 0.00 0.00	100.00 100.00 0.00 0.00	100.00 % 100.00 % 0.00 % 0.00 %	1.31 % 1.31 % 0.00 % 0.00 %	100.00 0.00 1.31 % 0.00 %	1.31 %
	1-Jan-13 to 30-Jun-17	Non-Donor Project						Taka Release : 100.00 % of Allocation : 100.00 %	
225	2561-5073	Establishment of Rangamati Science and Technology University.	11,647.00 11,647.00 0.00 0.00	1.00 1.00 0.00 0.00	0.00 0.00 0.00 0.00	0.00 % 0.00 % 0.00 % 0.00 %	0.00 % 0.00 % 0.00 % 0.00 %	0.00 0.00 0.00 % 0.00 %	0.00 %
	1-Jan-13 to 30-Jun-18	Non-Donor Project						Taka Release : 0.00 % of Allocation : 0.00 %	

Project-wise Implementation Status of the project under Ministry of Education

Reporting Period: July 2012 To June 2013

RADP:2012-13

(Taka in Lakh)

SI No.	Ministry/Division Name Agency Name Project Code and Name		Project Cost	Target and Progress			Cumulative Progress upto Reporting Period		
				Financial		Physical (% of Total Project) A) Target B) Progress	Fin. Total PA (% of Projects Cost)	Physical Progress in %	
	Allocation	Expenditure							
	Implementation Period	Development Partner	A) Total B) Taka C) PA D) RPA	A) Total B) Taka C) PA D) RPA E) CDVAT	A) Total B) Taka C) PA D) RPA E) CDVAT	% of Allocation			
	1	2	3	4	5	6	7	8	9
226	2561-5057	Special Development of Bangladesh Agricultural University.	2,320.00 2,320.00 0.00 0.00	100.00 100.00 0.00 0.00	100.00 100.00 0.00 0.00	100.00 % 100.00 % 0.00 % 0.00 %	4.31 % 4.31 % 0.00 % 0.00 %	100.00 0.00 4.31 % 0.00 %	4.31 %
	1-Jul-12 to 30-Jun-14	Non-Donor Project							
								Taka Release : % of Allocation :	100.00 100.00 %
227	2561-5072	Small Scale Technial Assistance for Public Private Partnership in Higher Education.	185.00 0.00 185.00 0.00	185.00 0.00 185.00 0.00	0.00 0.00 0.00 0.00	0.00 % 0.00 % 0.00 % 0.00 %	0.00 % 0.00 % 0.00 % 0.00 %	0.00 0.00 0.00 % 0.00 %	0.00 %
	1-Apr-12 to 31-Mar-13	ADB							
								Taka Release : % of Allocation :	0.00 0.00 %
Executing Agency Total			365,830.74 295,910.84 69,919.90 67,010.00	52,613.09 35,312.09 17,301.00 16,800.00 0.00	52,362.09 35,261.09 17,101.00 16,800.00 0.00	99.52 % 99.86 % 98.84 % 100.00 % 0.00 %		Taka Release : % of Allocation :	35,261.09 99.86 %

Facilities Department

Project-wise Implementation Status of the project under Ministry of Education

Reporting Period: July 2012 To June 2013

RADP:2012-13

(Taka in Lakh)

SI No.	Ministry/Division Name Agency Name Project Code and Name		Project Cost	Target and Progress			Cumulative Progress upto Reporting Period		
				Financial		Physical (% of Total Project) A) Target B) Progress	Fin. Total PA (% of Projects Cost)	Physical Progress in %	
	Allocation	Expenditure							
	Implementation Period	Development Partner	A) Total B) Taka C) PA D) RPA	A) Total B) Taka C) PA D) RPA E) CDVAT	A) Total B) Taka C) PA D) RPA E) CDVAT	% of Allocation			
	1	2	3	4	5	6	7	8	9
228	2571-8040 Construction of Academic Building in Selected Non govt. Secondary School (2nd Revised).		89,532.00	5,680.00	5,678.37	99.97 %	3.00 %	84,264.52	98.16%
			89,532.00	5,680.00	5,678.37	99.97 %	1.16 %	0.00	
			0.00	0.00	0.00	0.00 %		94.12 %	
			0.00	0.00	0.00	0.00 %		0.00 %	
1-Jan-06 to 30-Jun-13	Non-Donor Project		0.00	0.00	0.00	0.00 %			
				0.00	0.00	0.00 %			
								Taka Release : 5,680.00	
								% of Allocation : 100.00 %	
			89,532.00	5,680.00	5,678.37	99.97 %			
			89,532.00	5,680.00	5,678.37	99.97 %			
			0.00	0.00	0.00	0.00 %			
			0.00	0.00	0.00	0.00 %			
				0.00	0.00	0.00 %			
								Taka Release : 5,680.00	
								% of Allocation : 100.00 %	
Bureau of Educational Information and Statistics									
229	2579-5018 Enhancement of ICT Training in Bangladesh-Korea ICT Training Centre for Education (BKITCE), BANBEIS and Strengthening Educational Management Information System (EMIS) Network of Ministry of Education.		558.00	120.00	120.00	100.00 %	25.00 %	556.35	100.00%
			558.00	120.00	120.00	100.00 %	25.00 %	0.00	
			0.00	0.00	0.00	0.00 %		99.70 %	
			0.00	0.00	0.00	0.00 %		0.00 %	
1-Jul-09 to 30-Jun-13	JDCF		0.00	0.00	0.00	0.00 %			
				0.00	0.00	0.00 %			
								Taka Release : 120.00	
								% of Allocation : 100.00 %	

Project-wise Implementation Status of the project under Ministry of Education

Reporting Period: July 2012 To June 2013

RADP:2012-13

(Taka in Lakh)

SI No.	Ministry/Division Name Agency Name Project Code and Name		Project Cost	Target and Progress			Cumulative Progress upto Reporting Period		
				Financial		Physical (% of Total Project) A) Target B) Progress	Fin. Total PA (% of Projects Cost)	Physical Progress in %	
	Allocation	Expenditure							
	Implementation Period	Development Partner	A) Total B) Taka C) PA D) RPA	A) Total B) Taka C) PA D) RPA E) CDVAT	A) Total B) Taka C) PA D) RPA E) CDVAT	% of Allocation			
	1	2	3	4	5	6	7	8	9
230	2579-5017	Establishment of Upazilla ICT Training and Resource Centre for Education (UITRCE).	37,330.00 10,615.00 26,715.00	10,270.00 270.00 10,000.00	10,262.65 262.65 10,000.00	99.93 % 97.28 % 100.00 %	1.00 % 1.00 %	13,388.45 13,000.00 35.87 % 48.66 %	37.00 %
	1-Aug-10 to 31-Dec-15	South Korea	0.00	0.00	0.00	0.00 %			
				300.00	0.00	0.00 %		Taka Release : 270.00 % of Allocation : 100.00 %	
	Executing Agency Total		37,888.00 11,173.00 26,715.00 0.00	10,390.00 390.00 10,000.00 0.00	10,382.65 382.65 10,000.00 0.00	99.93 % 98.12 % 100.00 % 0.00 %		Taka Release : 390.00 % of Allocation : 100.00 %	
Department of Education Engineering									
231	2571-7100	Development of Dhaka Residential Model College & RAJUK Uttara Model College.	1,500.00 1,500.00 0.00	545.00 545.00 0.00	536.53 536.53 0.00	98.45 % 98.45 % 0.00 %	24.00 % 24.00 %	1,491.40 0.00 99.43 % 0.00 %	100.00 %
	1-Jan-10 to 30-Jun-13	Non-Donor Project	0.00	0.00	0.00	0.00 %			
				0.00	0.00	0.00 %		Taka Release : 545.00 % of Allocation : 100.00 %	

Project-wise Implementation Status of the project under Ministry of Education

Reporting Period: July 2012 To June 2013

RADP:2012-13

(Taka in Lakh)

SI No.	Ministry/Division Name Agency Name Project Code and Name		Project Cost	Target and Progress			Cumulative Progress upto Reporting Period		
				Financial		Physical (% of Total Project) A) Target B) Progress	Fin. Total PA (% of Projects Cost)	Physical Progress in %	
	Allocation	Expenditure							
1	Implementation Period	2 Development Partner	A) Total B) Taka C) PA D) RPA	A) Total B) Taka C) PA D) RPA E) CDVAT	A) Total B) Taka C) PA D) RPA E) CDVAT	% of Allocation	7	8	9
232	2571-8074	Development of Physical Infrastructure of Selected Non-Govt. Secondary Schools.	211,480.44 211,480.44 0.00	23,202.00 23,202.00 0.00	23,202.00 23,202.00 0.00	100.00 % 100.00 % 0.00 %	14.60 % 10.30 % 0.00 %	60,742.27 0.00 28.72 % 0.00 %	28.00 %
	1-Jan-11 to 30-Jun-14	Non-Donor Project	0.00	0.00	0.00	0.00 %			
			0.00	0.00	0.00	0.00 %		Taka Release : 23,207.78 % of Allocation : 100.02 %	
233	2571-8072	Construction of Academic Building to Selected Non-Govt. Madrashas.	73,824.00 73,824.00 0.00	7,175.00 7,175.00 0.00	7,173.64 7,173.64 0.00	99.98 % 99.98 % 0.00 %	11.09 % 10.14 % 0.00 %	12,169.45 0.00 16.48 % 0.00 %	24.46 %
	1-Jul-11 to 30-Jun-15	Non-Donor Project	0.00	0.00	0.00	0.00 %			
			0.00	0.00	0.00	0.00 %		Taka Release : 7,175.00 % of Allocation : 100.00 %	
234	2571-5010	Development of Sheik Hasina Girl's High School & College, Gopalgonj.	30,565.00 30,565.00 0.00	776.00 776.00 0.00	771.00 771.00 0.00	99.36 % 99.36 % 0.00 %	56.13 % 55.76 % 0.00 %	772.00 0.00 2.53 % 0.00 %	55.76 %
	1-Jul-11 to 30-Jun-13	Non-Donor Project	0.00	0.00	0.00	0.00 %			
			0.00	0.00	0.00	0.00 %		Taka Release : 771.00 % of Allocation : 99.36 %	

Project-wise Implementation Status of the project under Ministry of Education

Reporting Period: July 2012 To June 2013

RADP:2012-13

(Taka in Lakh)

SI No.	Ministry/Division Name Agency Name Project Code and Name		Project Cost	Target and Progress			Cumulative Progress upto Reporting Period		
				Financial		Physical (% of Total Project) A) Target B) Progress	Fin. Total PA (% of Projects Cost)	Physical Progress in %	
	Allocation	Expenditure							
	Implementation Period	Development Partner	A) Total B) Taka C) PA D) RPA	A) Total B) Taka C) PA D) RPA E) CDVAT	A) Total B) Taka C) PA D) RPA E) CDVAT	% of Allocation			
	1	2	3	4	5	6	7	8	9
235	2571-8073 Development of Guide House of Bangladesh Girl Guides Association and Girl Guide Camp at Baroy Para of Kaliakoir.		1,912.00 1,912.00 0.00	0.00 0.00 0.00	0.00 0.00 0.00	0.00 % 0.00 % 0.00 %	0.00 % 0.00 % 0.00 %	0.00 0.00 0.00 % 0.00 %	0.00 %
	1-Jul-12 to 30-Jun-14	Non-Donor Project	0.00	0.00	0.00	0.00 %			
				0.00	0.00	0.00 %	Taka Release : % of Allocation :	0.00 0.00 %	
236	2571-8080 Development of Mohammedpur Central College, Lalmatia Women's College and Agargaon Taltala Government Colony School & College.		2,762.00 2,762.00 0.00	400.00 400.00 0.00	283.00 283.00 0.00	70.75 % 70.75 % 0.00 %	10.25 % 10.25 % 0.00 %	283.00 0.00 10.25 % 0.00 %	10.25 %
	1-Jan-13 to 30-Jun-15	Non-Donor Project	0.00	0.00	0.00	0.00 %			
				0.00	0.00	0.00 %	Taka Release : % of Allocation :	400.00 100.00 %	
Executing Agency Total			322,043.44 322,043.44 0.00 0.00	32,098.00 32,098.00 0.00 0.00	31,966.17 31,966.17 0.00 0.00	99.59 % 99.59 % 0.00 % 0.00 %	Taka Release : % of Allocation :	32,098.78 100.00 %	

Bangladesh Scouts

Project-wise Implementation Status of the project under Ministry of Education

Reporting Period: July 2012 To June 2013

RADP:2012-13

(Taka in Lakh)

SI No.	Ministry/Division Name Agency Name Project Code and Name		Project Cost	Target and Progress			Cumulative Progress upto Reporting Period		
				Financial		Physical (% of Total Project) A) Target B) Progress	Fin. Total PA (% of Projects Cost)	Physical Progress in %	
	Allocation	Expenditure							
		A) Total B) Taka C) PA D) RPA E) CDVAT		A) Total B) Taka C) PA D) RPA E) CDVAT	% of Allocation	A) Target B) Progress	8	9	
1	2	3	4	5	6	7	8	9	
237	2505-7000	Human Resource Development through Scouting.	1,400.00	509.00	509.00	100.00 %	82.00 %	1,147.50	97.00%
			1,400.00	509.00	509.00	100.00 %	82.00 %	0.00	
			0.00	0.00	0.00	0.00 %		81.96 %	
			0.00	0.00	0.00	0.00 %		0.00 %	
1-Jul-10	to 31-Dec-13	Non-Donor Project	0.00	0.00	0.00	0.00 %			
				0.00	0.00	0.00 %		Taka Release : 509.00	
					0.00	0.00 %		% of Allocation : 100.00 %	
238	2505-7020	Inauguration of 24th Asia Pacific Oceanic Scout Jamboree with Infrastructure Renovation.	34,296.00	825.00	825.00	100.00 %	4.00 %	1,072.00	8.00%
			34,296.00	825.00	825.00	100.00 %	4.00 %	0.00	
			0.00	0.00	0.00	0.00 %		3.13 %	
			0.00	0.00	0.00	0.00 %		0.00 %	
1-Jul-11	to 30-Jun-13	Non-Donor Project	0.00	0.00	0.00	0.00 %			
				0.00	0.00	0.00 %		Taka Release : 825.00	
					0.00	0.00 %		% of Allocation : 100.00 %	
239	2505-7010	Establishment of International Mother Language Institute (2nd Phase).	5,477.00	50.00	85.85	171.70 %	42.00 %	85.85	40.00%
			5,477.00	50.00	85.85	171.70 %	40.00 %	0.00	
			0.00	0.00	0.00	0.00 %		1.57 %	
			0.00	0.00	0.00	0.00 %		0.00 %	
1-Nov-11	to 30-Oct-14	Non-Donor Project	0.00	0.00	0.00	0.00 %			
				0.00	0.00	0.00 %		Taka Release : 85.00	
					0.00	0.00 %		% of Allocation : 170.00 %	

Project-wise Implementation Status of the project under Ministry of Education

Reporting Period: July 2012 To June 2013

RADP:2012-13

(Taka in Lakh)

SI No.	Ministry/Division Name		Project Cost	Target and Progress			Cumulative Progress upto Reporting Period	
	Agency Name			Financial		Physical (% of Total Project) A) Target B) Progress	Fin. Total PA (% of Projects Cost)	Physical Progress in %
	Project Code and Name			Allocation	Expenditure			
Implementation Period	Development Partner		A) Total B) Taka C) PA D) RPA	A) Total B) Taka C) PA D) RPA E) CDVAT	A) Total B) Taka C) PA D) RPA E) CDVAT	% of Allocation		
1	2	3	4	5	6	7	8	9

Executing Agency Total

41,173.00	1,384.00	1,419.85	102.59 %
41,173.00	1,384.00	1,419.85	102.59 %
0.00	0.00	0.00	0.00 %
0.00	0.00	0.00	0.00 %

Taka Release :	1,419.00
% of Allocation :	102.53 %

Secondary and Higher Secondary Education Board, Chittagong

240	2580-0001	Development of Chittagong Secondary and Higher Education Board.	2,186.00	1,087.00	60.00	5.52 %	55.00 %	60.00	55.00 %
			2,186.00	1,087.00	60.00	5.52 %	55.00 %	0.00	
			0.00	0.00	0.00	0.00 %		2.74 %	
			0.00	0.00	0.00	0.00 %		0.00 %	

1-Jul-05 to 30-Jun-14

Non-Donor Project

0.00	0.00	0.00	0.00 %
0.00	0.00	0.00	0.00 %

Taka Release :	0.00
% of Allocation :	0.00 %

Executing Agency Total

2,186.00	1,087.00	60.00	5.52 %
2,186.00	1,087.00	60.00	5.52 %
0.00	0.00	0.00	0.00 %
0.00	0.00	0.00	0.00 %

Taka Release :	0.00
% of Allocation :	0.00 %

Bangladesh Madrasa Education Board

Project-wise Implementation Status of the project under Ministry of Education

Reporting Period: July 2012 To June 2013

RADP:2012-13

(Taka in Lakh)

SI No.	Ministry/Division Name Agency Name Project Code and Name		Project Cost	Target and Progress			Cumulative Progress upto Reporting Period		
				Financial		Physical (% of Total Project) A) Target B) Progress	Fin. Total PA (% of Projects Cost)	Physical Progress in %	
	Allocation	Expenditure							
	Implementation Period	Development Partner	A) Total B) Taka C) PA D) RPA	A) Total B) Taka C) PA D) RPA E) CDVAT	A) Total B) Taka C) PA D) RPA E) CDVAT	% of Allocation			
	1	2	3	4	5	6	7	8	9
241	2581-0002	Construction of Madrasa Education Board Building.	975.00 975.00 0.00 0.00	200.00 200.00 0.00 0.00	0.00 0.00 0.00 0.00	0.00 % 0.00 % 0.00 % 0.00 %	0.00 % 0.00 % 0.00 % 0.00 %	0.00 0.00 0.00 % 0.00 %	0.00 % 0.00 % 0.00 % 0.00 %
	1-Jan-13 to 31-Jul-14	Non-Donor Project						Taka Release : 0.00 % of Allocation : 0.00 %	
	Executing Agency Total		975.00 975.00 0.00 0.00	200.00 200.00 0.00 0.00	0.00 0.00 0.00 0.00	0.00 % 0.00 % 0.00 % 0.00 %		Taka Release : 0.00 % of Allocation : 0.00 %	
Technical Education Board									
242	2582-0003	Construction of Bangladesh Technical Education Board Building.	2,362.00 2,362.00 0.00 0.00	506.00 506.00 0.00 0.00	0.00 0.00 0.00 0.00	0.00 % 0.00 % 0.00 % 0.00 %	0.00 % 0.00 % 0.00 % 0.00 %	0.00 0.00 0.00 % 0.00 %	0.00 % 0.00 % 0.00 % 0.00 %
	1-Jan-08 to 31-Dec-14	Non-Donor Project						Taka Release : 0.00 % of Allocation : 0.00 %	

Project-wise Implementation Status of the project under Ministry of Education

Reporting Period: July 2012 To June 2013

RADP:2012-13

(Taka in Lakh)

SI No.	Ministry/Division Name Agency Name Project Code and Name		Project Cost	Target and Progress			Cumulative Progress upto Reporting Period		
				Financial		Physical (% of Total Project) A) Target B) Progress	Fin. Total PA (% of Projects Cost)	Physical Progress in %	
	Allocation	Expenditure							
	Implementation Period	Development Partner	A) Total B) Taka C) PA D) RPA	A) Total B) Taka C) PA D) RPA E) CDVAT	A) Total B) Taka C) PA D) RPA E) CDVAT	% of Allocation			
	1	2	3	4	5	6	7	8	9

Executing Agency Total	2,362.00	506.00	0.00	0.00 %	Taka Release : 0.00
	2,362.00	506.00	0.00	0.00 %	
	0.00	0.00	0.00	0.00 %	
	0.00	0.00	0.00	0.00 %	
		0.00	0.00	0.00 %	
Ministry Total	1,710,998.10	229,844.09	225,780.93	98.23 %	Taka Release : 147,272.01
	1,258,453.26	150,452.09	148,179.20	98.49 %	
	452,544.84	79,392.00	77,601.73	97.75 %	
	289,835.00	64,810.00	63,563.41	98.08 %	
		300.00	0.00	0.00 %	

Project-wise Implementation Status of the project under Ministry of Science and Technology

Reporting Period: July 2012 To June 2013

RADP:2012-13

(Taka in Lakh)

SI No.	Ministry/Division Name Agency Name Project Code and Name		Project Cost	Target and Progress			Cumulative Progress upto Reporting Period		
				Financial		Physical (% of Total Project) A) Target B) Progress	Fin. Total PA (% of Projects Cost)	Physical Progress in %	
	Allocation	Expenditure							
	Implementation Period	Development Partner	A) Total B) Taka C) PA D) RPA	A) Total B) Taka C) PA D) RPA E) CDVAT	A) Total B) Taka C) PA D) RPA E) CDVAT	% of Allocation			
	1	2	3	4	5	6	7	8	9

Ministry of Science and Technology

Ministry's Own

243	2601-5190	National Oceanographic Research institute (Phase- 1)	8,075.00 8,075.00 0.00 0.00	1,750.11 1,750.11 0.00 0.00	1,744.71 1,744.71 0.00 0.00	99.69 % 99.69 % 0.00 % 0.00 %	22.00 % 21.60 % 64.30 % 0.00 %	5,192.17 0.00 64.30 % 0.00 %	35.80 %
1-Jul-00	to 30-Jun-13	Non-Donor Project						Taka Release : % of Allocation :	1,750.11 100.00 %
244	2601-5538	Bangabandhu Fellowship on SICT.	5,994.45 5,994.45 0.00 0.00	1,400.00 1,400.00 0.00 0.00	1,398.66 1,398.66 0.00 0.00	99.90 % 99.90 % 0.00 % 0.00 %	23.00 % 23.00 % 75.79 % 0.00 %	4,543.22 0.00 75.79 % 0.00 %	55.00 %
1-Jul-10	to 30-Jun-15	Non-Donor Project						Taka Release : % of Allocation :	1,400.00 100.00 %
Executing Agency Total			14,069.45 14,069.45 0.00 0.00	3,150.11 3,150.11 0.00 0.00	3,143.37 3,143.37 0.00 0.00	99.79 % 99.79 % 0.00 % 0.00 %		Taka Release : % of Allocation :	3,150.11 100.00 %

Bangladesh Atomic Energy Commission

Project-wise Implementation Status of the project under Ministry of Science and Technology

Reporting Period: July 2012 To June 2013

RADP:2012-13

(Taka in Lakh)

SI No.	Ministry/Division Name Agency Name Project Code and Name		Project Cost	Target and Progress			Cumulative Progress upto Reporting Period		
				Financial		Physical (% of Total Project) A) Target B) Progress	Fin. Total PA (% of Projects Cost)	Physical Progress in %	
	Allocation	Expenditure							
	Implementation Period	Development Partner	A) Total B) Taka C) PA D) RPA	A) Total B) Taka C) PA D) RPA E) CDVAT	A) Total B) Taka C) PA D) RPA E) CDVAT	% of Allocation			
	1	2	3	4	5	6	7	8	9
245	2605-7200	Establishment of Chittgong Atomic Energy Centre, Chittagong.	2,435.00 2,435.00 0.00 0.00	650.00 650.00 0.00 0.00	649.50 649.50 0.00 0.00	99.92 % 99.92 % 0.00 % 0.00 %	27.00 % 27.00 % 0.00 % 0.00 %	2,243.33 0.00 92.13 % 0.00 %	76.00 %
	1-Jul-06 to 31-Dec-13	Non-Donor Project						Taka Release : % of Allocation :	650.00 100.00 %
246	2605-7940	Completion of Essential Works of the Construction of Rooppur Nuclear Power Plant.	2,210.00 2,210.00 0.00 0.00	450.00 450.00 0.00 0.00	450.00 450.00 0.00 0.00	100.00 % 100.00 % 0.00 % 0.00 %	20.00 % 20.00 % 0.00 % 0.00 %	1,384.19 0.00 62.63 % 0.00 %	100.00 %
	1-Jul-08 to 31-Dec-13	Non-Donor Project						Taka Release : % of Allocation :	450.00 100.00 %
247	2605-7380	Infrastructure Development and Capacity Building of Institute of Food Radiation Biology (IFRB).	1,796.00 1,796.00 0.00 0.00	450.00 450.00 0.00 0.00	450.00 450.00 0.00 0.00	100.00 % 100.00 % 0.00 % 0.00 %	25.00 % 25.00 % 0.00 % 0.00 %	1,045.00 0.00 58.18 % 0.00 %	57.00 %
	1-Jul-10 to 31-Dec-14	Non-Donor Project						Taka Release : % of Allocation :	450.00 100.00 %

Project-wise Implementation Status of the project under Ministry of Science and Technology

Reporting Period: July 2012 To June 2013

RADP:2012-13

(Taka in Lakh)

SI No.	Ministry/Division Name Agency Name Project Code and Name		Project Cost	Target and Progress				Cumulative Progress upto Reporting Period	
				Allocation	Financial		Physical (% of Total Project) A) Target B) Progress	Fin. Total PA (% of Projects Cost)	Physical Progress in %
					A) Total B) Taka C) PA D) RPA E) CDVAT	A) Total B) Taka C) PA D) RPA E) CDVAT			
1	2	3	4	5	6	7	8	9	
248	2605-7450	Establishment of Neuclear Medicine Centre and Sterile Insect Technique Unit at Cox.s Bazar.	1,415.00 1,415.00 0.00 0.00	500.00 500.00 0.00 0.00	500.00 500.00 0.00 0.00	100.00 % 100.00 % 0.00 % 0.00 %	35.00 % 35.00 % 44.50 % 0.00 %	629.65 0.00 44.50 % 0.00 %	50.00 %
1-Jul-11	to 30-Jun-14	Non-Donor Project	0.00	0.00	0.00	0.00 %			
			25.00	25.00	100.00 %	Taka Release : % of Allocation :	500.00 100.00 %		
249	2605-7500	Establishment of Pet-City with Cyclotrine Facilities.	12,000.00 12,000.00 0.00 0.00	987.00 987.00 0.00 0.00	987.00 987.00 0.00 0.00	100.00 % 100.00 % 0.00 % 0.00 %	8.27 % 8.27 % 8.56 % 0.00 %	1,027.00 0.00 8.56 % 0.00 %	18.27 %
1-Oct-11	to 30-Sep-15	Non-Donor Project	0.00	0.00	0.00	0.00 %			
			40.00	0.00	0.00 %	Taka Release : % of Allocation :	987.00 100.00 %		
250	2605-7430	Analytical and Microbial Laboratory of Chittagong and Rajshahi Centre of BCSIR.	2,114.16 2,114.16 0.00 0.00	1,142.69 1,142.69 0.00 0.00	1,130.00 1,130.00 0.00 0.00	98.89 % 98.89 % 0.00 % 0.00 %	54.00 % 53.00 % 97.77 % 0.00 %	2,067.00 0.00 97.77 % 0.00 %	73.00 %
1-Jul-11	to 30-Jun-13	Non-Donor Project	0.00	0.00	0.00	0.00 %			
			33.00	0.00	0.00 %	Taka Release : % of Allocation :	1,142.69 100.00 %		

Project-wise Implementation Status of the project under Ministry of Science and Technology

Reporting Period: July 2012 To June 2013

RADP:2012-13

(Taka in Lakh)

SI No.	Ministry/Division Name Agency Name Project Code and Name		Project Cost	Target and Progress			Cumulative Progress upto Reporting Period		
				Financial		Physical (% of Total Project) A) Target B) Progress	Fin. Total PA (% of Projects Cost)	Physical Progress in %	
	Allocation	Expenditure							
	Implementation Period	Development Partner	A) Total B) Taka C) PA D) RPA	A) Total B) Taka C) PA D) RPA E) CDVAT	A) Total B) Taka C) PA D) RPA E) CDVAT	% of Allocation			
	1	2	3	4	5	6	7	8	9
251	2605-5072	Establishment of Raditation Testing and Monitoring Laboratories at Mongla Port.	1,559.00 1,559.00 0.00 0.00	50.00 50.00 0.00 0.00	50.00 50.00 0.00 0.00	100.00 % 100.00 % 0.00 % 0.00 %	3.00 % 3.00 % 0.00 % 0.00 %	50.00 0.00 3.21 % 0.00 %	3.00 %
1-Jul-12	to 30-Jun-16	Non-Donor Project	0.00	0.00	0.00	0.00 %			
				0.00	0.00	0.00 %	Taka Release : % of Allocation :	50.00 100.00 %	
Executing Agency Total			23,529.16 23,529.16 0.00 0.00	4,229.69 4,229.69 0.00 138.00	4,216.50 4,216.50 0.00 65.00	99.69 % 99.69 % 0.00 % 47.10 %	Taka Release : % of Allocation :	4,229.69 100.00 %	
Bangladesh Council for Scientific and Industrial Research									
252	2605-8999	Strengthening Institute of Mining Minerology and Meterlary, Joypurhat	2,260.33 2,260.33 0.00 0.00	629.00 629.00 0.00 0.00	505.18 505.18 0.00 0.00	80.31 % 80.31 % 0.00 % 0.00 %	28.00 % 22.00 % 0.00 % 0.00 %	2,057.37 0.00 91.02 % 0.00 %	84.00 %
1-Jul-10	to 30-Jun-13	Non-Donor Project	0.00	0.00	0.00	0.00 %			
				0.00	0.00	0.00 %	Taka Release : % of Allocation :	629.00 100.00 %	

Project-wise Implementation Status of the project under Ministry of Science and Technology

Reporting Period: July 2012 To June 2013

RADP:2012-13

(Taka in Lakh)

SI No.	Ministry/Division Name Agency Name Project Code and Name		Project Cost	Target and Progress			Cumulative Progress upto Reporting Period		
				Financial		Physical (% of Total Project) A) Target B) Progress	Fin. Total PA (% of Projects Cost)	Physical Progress in %	
				Allocation	Expenditure				
1	2	3	4	5	6	7	8	9	
253	2605-7340	Establishment of Institute of National Analytical Research and Service.	2,075.00	729.00	704.41	96.63 %	35.00 %	2,005.16	100.00 %
			2,075.00	729.00	704.41	96.63 %	35.00 %	0.00	
			0.00	0.00	0.00	0.00 %		96.63 %	
			0.00	0.00	0.00	0.00 %		0.00 %	
1-Jul-10	to 30-Jun-13	Non-Donor Project	0.00	0.00	0.00	0.00 %			
				40.00	0.00	0.00 %		Taka Release : 729.00	
								% of Allocation : 100.00 %	
254	2605-7400	Support to BCSIR Instrumentation and Calibration Laboratory ICSL for Metrology under BEST Programme.	240.00	24.00	24.00	100.00 %	10.00 %	70.00	29.17 %
			70.00	4.00	4.00	100.00 %	10.00 %	62.00	
			170.00	20.00	20.00	100.00 %		29.17 %	
			170.00	0.00	0.00	0.00 %		36.47 %	
1-Jul-10	to 30-Jun-15	EC		0.00	0.00	0.00 %			
				0.00	0.00	0.00 %		Taka Release : 4.00	
								% of Allocation : 100.00 %	
255	2605-5067	Development of Techonology for Generation of Solar Power through Low Price.	1,894.00	398.00	397.46	99.86 %	21.00 %	397.46	20.98 %
			1,894.00	398.00	397.46	99.86 %	20.98 %	0.00	
			0.00	0.00	0.00	0.00 %		20.99 %	
			0.00	0.00	0.00	0.00 %		0.00 %	
1-Jan-12	to 30-Jun-15	Non-Donor Project	0.00	0.00	0.00	0.00 %			
				15.00	0.00	0.00 %		Taka Release : 398.00	
								% of Allocation : 100.00 %	

Project-wise Implementation Status of the project under Ministry of Science and Technology

Reporting Period: July 2012 To June 2013

RADP:2012-13

(Taka in Lakh)

SI No.	Ministry/Division Name Agency Name Project Code and Name		Project Cost A) Total B) Taka C) PA D) RPA	Target and Progress			Cumulative Progress upto Reporting Period		
				Financial		Physical (% of Total Project) A) Target B) Progress	Fin. Total PA (% of Projects Cost)	Physical Progress in %	
	Allocation	Expenditure							
1	2	3	4	5	6	7	8	9	
256	2605-5068	Establishment of Designated Reference Institute for Chemical Measurements.	2,420.00	220.00	220.00	100.00 %	9.09 %	220.00	9.09%
			2,420.00	220.00	220.00	100.00 %	9.09 %	0.00	
			0.00	0.00	0.00	0.00 %		9.09 %	
			0.00	0.00	0.00	0.00 %		0.00 %	
1-Jul-12	to 30-Jun-16	Non-Donor Project	0.00	0.00	0.00	0.00 %			
				0.00	0.00	0.00 %		Taka Release : 220.00	
								% of Allocation : 100.00 %	
257	2605-5071	Modernization of Animal Laboratory for Bio-medical and Toxicological Research.	2,361.00	101.00	101.00	100.00 %	4.29 %	101.00	4.27%
			2,361.00	101.00	101.00	100.00 %	4.27 %	0.00	
			0.00	0.00	0.00	0.00 %		4.28 %	
			0.00	0.00	0.00	0.00 %		0.00 %	
1-Jul-12	to 30-Jun-15	Non-Donor Project	0.00	0.00	0.00	0.00 %			
				0.00	0.00	0.00 %		Taka Release : 101.00	
								% of Allocation : 100.00 %	
258	2605-5069	Development of Fibre and Polimer Laboratory of BCSIR.	2,399.00	55.00	54.97	99.95 %	2.29 %	54.97	2.29%
			2,399.00	55.00	54.97	99.95 %	2.29 %	0.00	
			0.00	0.00	0.00	0.00 %		2.29 %	
			0.00	0.00	0.00	0.00 %		0.00 %	
1-Jul-12	to 30-Jun-15	Non-Donor Project	0.00	0.00	0.00	0.00 %			
				0.00	0.00	0.00 %		Taka Release : 55.00	
								% of Allocation : 100.00 %	

Project-wise Implementation Status of the project under Ministry of Science and Technology

Reporting Period: July 2012 To June 2013

RADP:2012-13

(Taka in Lakh)

SI No.	Ministry/Division Name Agency Name Project Code and Name		Project Cost	Target and Progress			Cumulative Progress upto Reporting Period		
				Financial		Physical (% of Total Project) A) Target B) Progress	Fin. Total PA (% of Projects Cost)	Physical Progress in %	
	Allocation	Expenditure							
	Implementation Period	Development Partner	A) Total B) Taka C) PA D) RPA	A) Total B) Taka C) PA D) RPA E) CDVAT	A) Total B) Taka C) PA D) RPA E) CDVAT	% of Allocation			
	1	2	3	4	5	6	7	8	9

Executing Agency Total	13,649.33	2,156.00	2,007.02	93.09 %	Taka Release :	2,136.00
	13,479.33	2,136.00	1,987.02	93.03 %	% of Allocation :	100.00 %
	170.00	20.00	20.00	100.00 %		
	170.00	0.00	0.00	0.00 %		
		55.00	0.00	0.00 %		

National Science and Technology Museum

259	2605-7300	Collection of Exhibits for Galleries of the National Museum of Science and Technology & Encourage the Young Scientists for their Innovative Works.	1,730.37	10.00	10.00	100.00 %	1.00 %	147.73	18.50 %
			1,730.37	10.00	10.00	100.00 %	1.00 %	0.00	
			0.00	0.00	0.00	0.00 %		8.54 %	
			0.00	0.00	0.00	0.00 %		0.00 %	
1-Jul-06	to 31-Dec-12	Non-Donor Project		0.00	0.00	0.00 %			
				0.00	0.00	0.00 %			
							Taka Release :	10.00	
							% of Allocation :	100.00 %	

Executing Agency Total	1,730.37	10.00	10.00	100.00 %	Taka Release :	10.00
	1,730.37	10.00	10.00	100.00 %	% of Allocation :	100.00 %
	0.00	0.00	0.00	0.00 %		
	0.00	0.00	0.00	0.00 %		
		0.00	0.00	0.00 %		

National Institute of Bio-Technology (NIB)

Project-wise Implementation Status of the project under Ministry of Science and Technology

Reporting Period: July 2012 To June 2013

RADP:2012-13

(Taka in Lakh)

SI No.	Ministry/Division Name Agency Name Project Code and Name		Project Cost	Target and Progress			Cumulative Progress upto Reporting Period		
				Financial		Physical (% of Total Project) A) Target B) Progress	Fin. Total PA (% of Projects Cost)	Physical Progress in %	
				Allocation	Expenditure				
1	2	3	4	5	6	7	8	9	
260	2605-7370	Enhancement of Research Facility of NIB.	1,400.00	280.00	247.50	88.39 %	20.00 %	1,010.00	72.00 %
			1,400.00	280.00	247.50	88.39 %	20.00 %	0.00	
			0.00	0.00	0.00	0.00 %		72.14 %	
			0.00	0.00	0.00	0.00 %		0.00 %	
1-Jul-10	to 30-Jun-13	Non-Donor Project	0.00	0.00	0.00	0.00 %			
				0.00	0.00	0.00 %		Taka Release : 280.00	
								% of Allocation : 100.00 %	
Executing Agency Total			1,400.00	280.00	247.50	88.39 %		Taka Release : 280.00	
			1,400.00	280.00	247.50	88.39 %		% of Allocation : 100.00 %	
			0.00	0.00	0.00	0.00 %			
			0.00	0.00	0.00	0.00 %			
				0.00	0.00	0.00 %			
				0.00	0.00	0.00 %			
Bangabandhu Sheikh Mujibur Rahman Novo Theatre (BSMRN)									
261	2605-5045	Strengthening the Bangabandhu Sheik Mujibur Rahman Novo Theatre.	5,754.80	1,570.50	1,569.50	99.94 %	27.00 %	1,569.50	27.00 %
			5,754.80	1,570.50	1,569.50	99.94 %	27.00 %	0.00	
			0.00	0.00	0.00	0.00 %		27.27 %	
			0.00	0.00	0.00	0.00 %		0.00 %	
1-Jan-12	to 30-Jun-13	Non-Donor Project	0.00	0.00	0.00	0.00 %			
				450.00	0.00	0.00 %		Taka Release : 1,570.50	
								% of Allocation : 100.00 %	

Project-wise Implementation Status of the project under Ministry of Science and Technology

Reporting Period: July 2012 To June 2013

RADP:2012-13

(Taka in Lakh)

SI No.	Ministry/Division Name Agency Name Project Code and Name		Project Cost	Target and Progress			Cumulative Progress upto Reporting Period		
				Financial		Physical (% of Total Project) A) Target B) Progress	Fin. Total PA (% of Projects Cost)	Physical Progress in %	
	Allocation	Expenditure							
	Implementation Period	Development Partner	A) Total B) Taka C) PA D) RPA	A) Total B) Taka C) PA D) RPA E) CDVAT	A) Total B) Taka C) PA D) RPA E) CDVAT	% of Allocation			
	1	2	3	4	5	6	7	8	9

Executing Agency Total	5,754.80	1,570.50	1,569.50	99.94 %	Taka Release : 1,570.50 % of Allocation : 100.00 %
	5,754.80	1,570.50	1,569.50	99.94 %	
	0.00	0.00	0.00	0.00 %	
	0.00	0.00	0.00	0.00 %	
		450.00	0.00	0.00 %	
Ministry Total	60,133.11	11,396.30	11,193.89	98.22 %	Taka Release : 11,376.30 % of Allocation : 100.00 %
	59,963.11	11,376.30	11,173.89	98.22 %	
	170.00	20.00	20.00	100.00 %	
	170.00	0.00	0.00	0.00 %	
		643.00	65.00	10.11 %	

Project-wise Implementation Status of the project under Ministry of Health and Family Welfare

Reporting Period: July 2012 To June 2013

RADP:2012-13

(Taka in Lakh)

SI No.	Ministry/Division Name Agency Name Project Code and Name		Project Cost A) Total B) Taka C) PA D) RPA	Target and Progress			Cumulative Progress upto Reporting Period		
				Financial		Physical (% of Total Project) A) Target B) Progress	Fin. Total PA (% of Projects Cost)	Physical Progress in %	
	Allocation	Expenditure							
	Implementation Period	Development Partner		A) Total B) Taka C) PA D) RPA E) CDVAT	A) Total B) Taka C) PA D) RPA E) CDVAT	% of Allocation			
	1	2	3	4	5	6	7	8	9

Ministry of Health and Family Welfare

Ministry's Own

262	2701-7080	Establishment of 250 bedded National Institute of Ophthalmology & Hospital.	13,287.43 8,117.70 5,169.73 0.00	1,510.00 10.00 1,500.00 1,500.00 0.00	1,504.21 4.21 1,500.00 1,500.00 0.00	99.62 % 42.13 % 100.00 % 100.00 % 0.00 %	20.00 % 21.00 % 70.79 % 31.60 %	9,406.22 1,633.81 70.79 % 31.60 %	88.00 %
1-Jul-03	to 30-Jun-13	SFD						Taka Release : 10.00 % of Allocation : 100.00 %	
263	2701-7110	Upgradation of National Institute of Cancer Research and Hospital from 50 bedded to 300 bedded (1st Phase 150 bedded)	29,552.00 19,067.00 10,485.00 0.00	1,123.00 97.00 1,026.00 0.00	321.44 96.86 224.58 0.00	28.62 % 99.86 % 21.89 % 0.00 %	25.00 % 15.00 % 9.29 %	15,926.82 973.73 53.89 % 9.29 %	68.00 %
1-Jul-03	to 31-Jul-13	SFD						Taka Release : 96.86 % of Allocation : 99.86 %	
264	2701-7140	Establishment of National Institute of Nuero Sciences	23,171.00 23,171.00 0.00 0.00	2,896.00 2,896.00 0.00 0.00	2,889.43 2,889.43 0.00 0.00	99.77 % 99.77 % 0.00 % 0.00 %	2.00 % 2.00 %	21,104.70 0.00 91.08 % 0.00 %	100.00 %
1-Jul-03	to 31-Dec-12	Non-Donor Project						Taka Release : 2,889.43 % of Allocation : 99.77 %	

Project-wise Implementation Status of the project under Ministry of Health and Family Welfare

Reporting Period: July 2012 To June 2013

RADP:2012-13

(Taka in Lakh)

SI No.	Ministry/Division Name Agency Name Project Code and Name		Project Cost	Target and Progress			Cumulative Progress upto Reporting Period		
				Financial		Physical (% of Total Project) A) Target B) Progress	Fin. Total PA (% of Projects Cost)	Physical Progress in %	
	Allocation	Expenditure							
	Implementation Period	Development Partner	A) Total B) Taka C) PA D) RPA	A) Total B) Taka C) PA D) RPA E) CDVAT	A) Total B) Taka C) PA D) RPA E) CDVAT	% of Allocation			
	1	2	3	4	5	6	7	8	9
265	2701-7210	Expansion and Modernization of Dhaka Medical College Hospital.	6,000.00 6,000.00 0.00 0.00	3,405.00 3,405.00 0.00 0.00	3,403.72 3,403.72 0.00 0.00	99.96 % 99.96 % 0.00 % 0.00 %	5.00 % 4.00 %	11,741.46 0.00 195.69 % 0.00 %	47.00 %
	1-Jul-08 to 30-Jun-13	Non-Donor Project						Taka Release : % of Allocation :	3,403.72 99.96 %
266	2701-5450	Revitalization of Comunity Health Care initiatives in Bangladesh	267,749.00 217,749.00 50,000.00 0.00	39,178.00 39,178.00 0.00 0.00	38,030.81 38,030.81 0.00 0.00	97.07 % 97.07 % 0.00 % 0.00 %	20.00 % 18.00 %	96,865.21 0.00 36.18 % 0.00 %	45.00 %
	1-Jul-09 to 30-Jun-14	Non-Donor Project						Taka Release : % of Allocation :	38,030.81 97.07 %
267	2701-5300	Conversion of Bangabandhu Shekh Muzib Medical University (BSMMU) into Centre of Excellence (2nd phase)	48,513.00 48,513.00 0.00 0.00	7,500.00 7,500.00 0.00 0.00	7,125.32 7,125.32 0.00 0.00	95.00 % 95.00 % 0.00 % 0.00 %	25.00 % 24.00 %	25,875.68 0.00 53.34 % 0.00 %	75.00 %
	1-Jan-10 to 30-Jun-13	Non-Donor Project						Taka Release : % of Allocation :	7,125.32 95.00 %

Project-wise Implementation Status of the project under Ministry of Health and Family Welfare

Reporting Period: July 2012 To June 2013

RADP:2012-13

(Taka in Lakh)

SI No.	Ministry/Division Name Agency Name Project Code and Name		Project Cost	Target and Progress			Cumulative Progress upto Reporting Period		
				Financial		Physical (% of Total Project) A) Target B) Progress	Fin. Total PA (% of Projects Cost)	Physical Progress in %	
	Allocation	Expenditure							
	Implementation Period	Development Partner	A) Total B) Taka C) PA D) RPA	A) Total B) Taka C) PA D) RPA E) CDVAT	A) Total B) Taka C) PA D) RPA E) CDVAT	% of Allocation			
	1	2	3	4	5	6	7	8	9
268	2701-8689	Establishment of Shekh Fazilstunnesa Hospital and Training Centre, Gopalgonj.	14,131.00 14,131.00 0.00 0.00	5,995.00 5,995.00 0.00 0.00	5,664.48 5,664.48 0.00 0.00	94.49 % 94.49 % 0.00 % 0.00 %	25.00 % 24.00 % 0.00 % 0.00 %	12,907.82 0.00 91.34 % 0.00 %	75.00 %
	1-Jan-10 to 30-Jun-13	Non-Donor Project	0.00	0.00	0.00	0.00 %			
				0.00	0.00	0.00 %	Taka Release : % of Allocation :	5,664.48 94.49 %	
269	2701-2701	Provision for Equipment and Professional Training for Ahsania Mission Cancer Hospital.	6,000.00 6,000.00 0.00 0.00	121.15 121.15 0.00 0.00	0.00 0.00 0.00 0.00	0.00 % 0.00 % 0.00 % 0.00 %	4.00 % 0.00 % 0.00 % 0.00 %	0.00 0.00 0.00 % 0.00 %	0.00 %
	1-Jul-09 to 30-Jun-13	Non-Donor Project	0.00	0.00	0.00	0.00 %			
				0.00	0.00	0.00 %	Taka Release : % of Allocation :	0.00 0.00 %	
270	2701-5200	Establishment of National Institute of Laboratory Medicine and Referral Centre.	13,814.00 13,814.00 0.00 0.00	159.00 159.00 0.00 0.00	158.49 158.49 0.00 0.00	99.68 % 99.68 % 0.00 % 0.00 %	7.00 % 5.00 % 0.00 % 0.00 %	879.04 0.00 6.36 % 0.00 %	11.00 %
	1-Jul-10 to 30-Jun-13	Non-Donor Project	0.00	0.00	0.00	0.00 %			
				0.00	0.00	0.00 %	Taka Release : % of Allocation :	158.49 99.68 %	

Project-wise Implementation Status of the project under Ministry of Health and Family Welfare

Reporting Period: July 2012 To June 2013

RADP:2012-13

(Taka in Lakh)

SI No.	Ministry/Division Name Agency Name Project Code and Name		Project Cost	Target and Progress			Cumulative Progress upto Reporting Period		
				Financial		Physical (% of Total Project) A) Target B) Progress	Fin. Total PA (% of Projects Cost)	Physical Progress in %	
	Allocation	Expenditure							
	Implementation Period	Development Partner	A) Total B) Taka C) PA D) RPA	A) Total B) Taka C) PA D) RPA E) CDVAT	A) Total B) Taka C) PA D) RPA E) CDVAT	% of Allocation			
	1	2	3	4	5	6	7	8	9
271	2701-5220	Establish of the 3rd Plant of the Essential Drugs Company Ltd in Gopalgonj.	31,495.00 31,495.00 0.00 0.00	292.00 292.00 0.00 0.00	290.85 290.85 0.00 0.00	99.61 % 99.61 % 0.00 % 0.00 %	8.00 % 6.00 % 0.00 % 0.00 %	1,068.58 0.00 3.39 % 0.00 %	16.00 %
	1-Jan-11 to 30-Sep-13	Non-Donor Project		0.00 0.00	0.00 0.00	0.00 % 0.00 %		Taka Release : 290.85 % of Allocation : 99.61 %	
272	2701-5480	Physical Facilities Development.	481,525.00 366,940.00 114,585.00 104,785.00	36,803.00 27,303.00 9,500.00 9,500.00	36,485.85 26,999.58 9,486.27 9,486.27	99.14 % 98.89 % 99.86 % 99.86 %	12.00 % 10.00 % 11.90 % 10.11 %	57,308.85 11,582.27 11.90 % 10.11 %	14.00 %
	1-Jul-11 to 30-Jun-16	IDB, USAID		0.00 0.00	0.00 0.00	0.00 % 0.00 %		Taka Release : 26,999.27 % of Allocation : 98.89 %	
273	2701-5490	Human Resource Management (MO HFW).	14,747.00 1,275.00 13,472.00 4,635.00	592.00 92.00 500.00 500.00	415.11 73.57 341.54 341.54	70.12 % 79.97 % 68.31 % 68.31 %	5.00 % 2.00 % 4.41 % 3.86 %	649.69 519.44 4.41 % 3.86 %	4.00 %
	1-Jul-11 to 30-Jun-16	JICA, CIDA		0.00 0.00	0.00 0.00	0.00 % 0.00 %		Taka Release : 73.57 % of Allocation : 79.97 %	

Project-wise Implementation Status of the project under Ministry of Health and Family Welfare

Reporting Period: July 2012 To June 2013

RADP:2012-13

(Taka in Lakh)

SI No.	Ministry/Division Name Agency Name Project Code and Name		Project Cost	Target and Progress			Cumulative Progress upto Reporting Period		
				Financial		Physical (% of Total Project) A) Target B) Progress	Fin. Total PA (% of Projects Cost)	Physical Progress in %	
	Allocation	Expenditure							
	Implementation Period	Development Partner	A) Total B) Taka C) PA D) RPA	A) Total B) Taka C) PA D) RPA E) CDVAT	A) Total B) Taka C) PA D) RPA E) CDVAT	% of Allocation			
	1	2	3	4	5	6	7	8	9
274	2701-5510	Sector wide Programme Management and Monitoring and Evaluation.	7,200.00	320.00	278.43	87.01 %	5.00 %	462.83	6.00%
			550.00	20.00	16.29	81.45 %	3.00 %	433.48	
			6,650.00	300.00	262.14	87.38 %		6.43 %	
			1,650.00	200.00	162.12	81.06 %		6.52 %	
	1-Jul-11 to 30-Jun-16	DFID, USAID, WHO		0.00	0.00	0.00 %			
							Taka Release : % of Allocation :	16.29 81.45 %	
275	2701-5520	Improved financial Management (Health).	3,576.00	252.00	241.88	95.98 %	8.00 %	355.58	8.00%
			726.00	63.00	59.57	94.56 %	5.00 %	234.43	
			2,850.00	189.00	182.31	96.46 %		9.94 %	
			1,900.00	189.00	182.31	96.46 %		8.23 %	
	1-Jul-11 to 30-Jun-16	Non-Donor Project		0.00	0.00	0.00 %			
							Taka Release : % of Allocation :	59.57 94.56 %	
276	2701-5530	Health Economics, Financing and GNSP.	5,781.00	547.00	460.99	84.28 %	6.00 %	1,124.27	13.00%
			842.00	94.00	90.21	95.97 %	2.00 %	932.72	
			4,939.00	453.00	370.78	81.85 %		19.45 %	
			570.00	58.00	43.09	74.29 %		18.88 %	
	1-Jul-11 to 30-Jun-16	CIDA, GTZ, WHO		0.00	0.00	0.00 %			
							Taka Release : % of Allocation :	90.21 95.97 %	

Project-wise Implementation Status of the project under Ministry of Health and Family Welfare

Reporting Period: July 2012 To June 2013

RADP:2012-13

(Taka in Lakh)

SI No.	Ministry/Division Name Agency Name Project Code and Name		Project Cost	Target and Progress			Cumulative Progress upto Reporting Period		
				Financial		Physical (% of Total Project) A) Target B) Progress	Fin. Total PA (% of Projects Cost)	Physical Progress in %	
	Allocation	Expenditure							
	Implementation Period	Development Partner	A) Total B) Taka C) PA D) RPA	A) Total B) Taka C) PA D) RPA E) CDVAT	A) Total B) Taka C) PA D) RPA E) CDVAT	% of Allocation			
	1	2	3	4	5	6	7	8	9

Executing Agency Total	966,541.43	100,693.15	97,271.01	96.60 %	Taka Release : 84,908.87 % of Allocation : 97.34 %
	758,390.70	87,225.15	84,903.39	97.34 %	
	208,150.73	13,468.00	12,367.62	91.83 %	
	113,540.00	11,947.00	11,715.33	98.06 %	
		181.00	0.00	0.00 %	

Autonomous Bodies & Other Institutions

277	2705-7040	Development of National Centre for Survival and Breast Cancer Serving and Training.	2,001.00	384.00	367.00	95.57 %	8.00 %	486.90	13.00 %
			2,001.00	384.00	367.00	95.57 %	7.00 %	0.00	
			0.00	0.00	0.00	0.00 %		24.33 %	
			0.00	0.00	0.00	0.00 %		0.00 %	
1-Jan-12 to 31-Dec-14	Non-Donor Project		0.00	0.00	0.00	0.00 %			
				0.00	0.00	0.00 %			
								Taka Release : 367.00	
								% of Allocation : 95.57 %	

Executing Agency Total	2,001.00	384.00	367.00	95.57 %	Taka Release : 367.00 % of Allocation : 95.57 %
	2,001.00	384.00	367.00	95.57 %	
	0.00	0.00	0.00	0.00 %	
	0.00	0.00	0.00	0.00 %	
		0.00	0.00	0.00 %	

Department of Health Services

Project-wise Implementation Status of the project under Ministry of Health and Family Welfare

Reporting Period: July 2012 To June 2013

RADP:2012-13

(Taka in Lakh)

SI No.	Ministry/Division Name Agency Name Project Code and Name		Project Cost	Target and Progress			Cumulative Progress upto Reporting Period		
				Financial		Physical (% of Total Project) A) Target B) Progress	Fin. Total PA (% of Projects Cost)	Physical Progress in %	
	Allocation	Expenditure							
	Implementation Period	Development Partner	A) Total B) Taka C) PA D) RPA	A) Total B) Taka C) PA D) RPA E) CDVAT	A) Total B) Taka C) PA D) RPA E) CDVAT	% of Allocation			
	1	2	3	4	5	6	7	8	9
278	2701-7220	Establishment of National Institute of ENT (First phase) in Dhaka.	8,153.00 5,647.00 2,506.00 0.00	3,033.00 3,033.00 0.00 0.00	2,530.43 2,530.43 0.00 0.00	83.43 % 83.43 % 0.00 % 0.00 %	15.00 % 11.00 % 0.00 % 0.00 %	4,859.44 0.00 59.60 % 0.00 %	57.00 %
	1-Jul-08 to 30-Jun-13	SFD						Taka Release : % of Allocation :	2,530.43 83.43 %
279	2701-8672	Establishment of ENT and Head-Neck Cancer Foundation and Institution	2,494.00 2,494.00 0.00 0.00	387.00 387.00 0.00 0.00	386.38 386.38 0.00 0.00	99.84 % 99.84 % 0.00 % 0.00 %	12.00 % 10.00 % 0.00 % 0.00 %	1,582.01 0.00 63.43 % 0.00 %	53.00 %
	1-Jul-08 to 30-Jun-13	Non-Donor Project						Taka Release : % of Allocation :	386.38 99.84 %
280	2711-5020	Extension of Dhaka Shishu (Children) Hospital Project.	2,375.00 2,375.00 0.00 0.00	250.00 250.00 0.00 0.00	250.00 250.00 0.00 0.00	100.00 % 100.00 % 0.00 % 0.00 %	25.00 % 22.00 % 0.00 % 0.00 %	405.00 0.00 17.05 % 0.00 %	30.00 %
	1-Jul-10 to 30-Jun-13	Non-Donor Project						Taka Release : % of Allocation :	250.00 100.00 %

Project-wise Implementation Status of the project under Ministry of Health and Family Welfare

Reporting Period: July 2012 To June 2013

RADP:2012-13

(Taka in Lakh)

SI No.	Ministry/Division Name Agency Name Project Code and Name		Project Cost	Target and Progress			Cumulative Progress upto Reporting Period		
				Financial		Physical (% of Total Project) A) Target B) Progress	Fin. Total PA (% of Projects Cost)	Physical Progress in %	
	Allocation	Expenditure							
	Implementation Period	Development Partner	A) Total B) Taka C) PA D) RPA	A) Total B) Taka C) PA D) RPA E) CDVAT	A) Total B) Taka C) PA D) RPA E) CDVAT	% of Allocation			
	1	2	3	4	5	6	7	8	9
281	2711-5040	Establishment of Mother and Child Care Hospital under A.K. Khan Health Care Centre of Excellence.	2,494.00 2,494.00 0.00 0.00	5.00 5.00 0.00 0.00	0.00 0.00 0.00 0.00	0.00 % 0.00 % 0.00 % 0.00 %	0.00 % 0.00 % 0.00 % 0.00 %	0.00 0.00 0.00 % 0.00 %	0.00 % 0.00 % 0.00 % 0.00 %
1-Jul-11	to 30-Jun-14	Non-Donor Project	0.00	0.00	0.00	0.00 %			
				0.00	0.00	0.00 %	Taka Release : % of Allocation :	0.00 0.00 %	
282	2711-5050	Maternal, Newnetal, Child and Adolescent Health Care.	301,925.00 38,263.00 263,662.00 161,858.00	42,926.00 2,041.00 40,885.00 28,459.00	40,269.87 1,897.63 38,372.24 26,516.16	93.81 % 92.98 % 93.85 % 93.17 %	9.00 % 6.00 %	84,603.31 77,755.83 28.02 % 29.49 %	21.00 %
1-Jul-11	to 30-Jun-16	UNICEF, UNFPA, WHO	161,858.00	28,459.00	26,516.16	93.17 %			
				0.00	0.00	0.00 %	Taka Release : % of Allocation :	1,897.63 92.98 %	
283	2711-5080	T.B. and Leprocy Control.	32,184.00 3,301.00 28,883.00 4,635.00	7,062.00 586.00 6,476.00 700.00	6,190.35 377.62 5,812.73 682.38	87.66 % 64.44 % 89.76 % 97.48 %	15.00 % 13.00 %	11,455.20 10,645.41 35.59 % 36.86 %	29.00 %
1-Jul-11	to 30-Jun-16	CIDA, USAID, WHO	4,635.00	700.00	682.38	97.48 %			
				0.00	0.00	0.00 %	Taka Release : % of Allocation :	377.62 64.44 %	

Project-wise Implementation Status of the project under Ministry of Health and Family Welfare

Reporting Period: July 2012 To June 2013

RADP:2012-13

(Taka in Lakh)

SI No.	Ministry/Division Name Agency Name Project Code and Name		Project Cost	Target and Progress			Cumulative Progress upto Reporting Period		
				Financial		Physical (% of Total Project) A) Target B) Progress	Fin. Total PA (% of Projects Cost)	Physical Progress in %	
	Allocation	Expenditure							
	Implementation Period	Development Partner	A) Total B) Taka C) PA D) RPA	A) Total B) Taka C) PA D) RPA E) CDVAT	A) Total B) Taka C) PA D) RPA E) CDVAT	% of Allocation			
	1	2	3	4	5	6	7	8	9
284	2711-5090	National AIDS/STD Programme and Safe Blood Transfusion.	27,292.00	2,800.00	2,246.00	80.21 %	8.00 %	3,469.00	10.00 %
			1,300.00	200.00	185.00	92.50 %	6.00 %	3,121.00	
			25,992.00	2,600.00	2,061.00	79.27 %		12.71 %	
			20,605.00	2,500.00	1,961.00	78.44 %		12.01 %	
1-Jul-11	to 30-Jun-16	Non-Donor Project		0.00	0.00	0.00 %		Taka Release : 185.00 % of Allocation : 92.50 %	
285	2711-5100	Communicable Diseases Control.	60,342.00	9,800.08	10,316.75	105.27 %	17.00 %	18,774.00	28.00 %
			13,826.00	1,800.00	1,468.21	81.57 %	14.00 %	15,768.56	
			46,516.00	8,000.08	8,848.54	110.61 %		31.11 %	
			17,966.00	5,000.00	4,023.93	80.48 %		33.90 %	
1-Jul-11	to 30-Jun-16	WHO		0.00	0.00	0.00 %		Taka Release : 1,463.21 % of Allocation : 81.29 %	
286	2711-5110	Non-communicable Diseases and other Public Health Interventions.	51,911.00	12,215.00	11,254.59	92.14 %	12.00 %	18,769.59	24.00 %
			13,824.00	4,015.00	3,756.37	93.56 %	10.00 %	11,803.22	
			38,087.00	8,200.00	7,498.22	91.44 %		36.16 %	
			27,787.00	8,000.00	7,426.22	92.83 %		30.99 %	
1-Jul-11	to 30-Jun-16	Non-Donor Project		0.00	0.00	0.00 %		Taka Release : 4,015.00 % of Allocation : 100.00 %	

Project-wise Implementation Status of the project under Ministry of Health and Family Welfare

Reporting Period: July 2012 To June 2013

RADP:2012-13

(Taka in Lakh)

SI No.	Ministry/Division Name Agency Name Project Code and Name		Project Cost	Target and Progress			Cumulative Progress upto Reporting Period		
				Financial		Physical (% of Total Project) A) Target B) Progress	Fin. Total PA (% of Projects Cost)	Physical Progress in %	
	Allocation	Expenditure							
	Implementation Period	Development Partner	A) Total B) Taka C) PA D) RPA	A) Total B) Taka C) PA D) RPA E) CDVAT	A) Total B) Taka C) PA D) RPA E) CDVAT	% of Allocation			
	1	2	3	4	5	6	7	8	9
287	2711-5130	Hospital Service Management and Safe Blood Transfusion.	186,216.00	43,485.00	42,343.00	97.37 %	12.00 %	61,154.41	21.00%
			84,962.00	9,000.00	8,328.00	92.53 %	11.00 %	45,134.81	
			101,254.00	34,485.00	34,015.00	98.64 %		32.84 %	
			85,554.00	33,985.00	33,515.00	98.62 %		44.58 %	
1-Jul-11	to 30-Jun-16	USAID		0.00	0.00	0.00 %		Taka Release : 8,328.00	
								% of Allocation : 92.53 %	
288	2711-5030	Establishment of Faridpur Medical College and Hospital.	31,482.00	4,000.00	3,960.69	99.02 %	6.00 %	5,142.43	9.00%
			31,482.00	4,000.00	3,960.69	99.02 %	5.00 %	0.00	
			0.00	0.00	0.00	0.00 %		16.33 %	
			0.00	0.00	0.00	0.00 %		0.00 %	
1-Jul-11	to 31-Dec-13	Non-Donor Project		0.00	0.00	0.00 %		Taka Release : 4,000.00	
				0.00	0.00	0.00 %		% of Allocation : 100.00 %	
289	2711-5230	Establishment of Satkhira Medical College and Hospital.	26,805.00	530.00	528.00	99.62 %	5.00 %	1,928.00	9.00%
			26,805.00	530.00	528.00	99.62 %	4.00 %	0.00	
			0.00	0.00	0.00	0.00 %		7.19 %	
			0.00	0.00	0.00	0.00 %		0.00 %	
1-Jan-12	to 31-Dec-14	Non-Donor Project		0.00	0.00	0.00 %		Taka Release : 530.00	
				0.00	0.00	0.00 %		% of Allocation : 100.00 %	

Project-wise Implementation Status of the project under Ministry of Health and Family Welfare

Reporting Period: July 2012 To June 2013

RADP:2012-13

(Taka in Lakh)

SI No.	Ministry/Division Name Agency Name Project Code and Name		Project Cost	Target and Progress			Cumulative Progress upto Reporting Period		
				Financial		Physical (% of Total Project) A) Target B) Progress	Fin. Total PA (% of Projects Cost)	Physical Progress in %	
	Allocation	Expenditure							
1	Implementation Period	2 Development Partner	A) Total B) Taka C) PA D) RPA	A) Total B) Taka C) PA D) RPA E) CDVAT	A) Total B) Taka C) PA D) RPA E) CDVAT	% of Allocation	7	8	9
290	2711-5240	National Institute of Digestive Diseases Research and Hospital.	15,185.00	47.00	47.00	100.00 %	5.00 %	47.00	5.00%
			15,185.00	47.00	47.00	100.00 %	5.00 %	0.00	
			0.00	0.00	0.00	0.00 %		0.31 %	
			0.00	0.00	0.00	0.00 %		0.00 %	
1-Sep-11 to 30-Sep-14	Non-Donor Project		0.00	0.00	0.00	0.00 %			
			0.00	0.00	0.00	0.00 %			
								Taka Release : 47.00	
								% of Allocation : 100.00 %	
291	2711-5250	Sheik Saira Khatun Medical College & Hospital and Nursing Institute.	46,362.00	900.00	899.73	99.97 %	6.00 %	4,092.25	12.00%
			46,362.00	900.00	899.73	99.97 %	5.00 %	0.00	
			0.00	0.00	0.00	0.00 %		8.83 %	
			0.00	0.00	0.00	0.00 %		0.00 %	
1-Mar-12 to 28-Feb-15	Non-Donor Project		0.00	0.00	0.00	0.00 %			
			0.00	0.00	0.00	0.00 %			
								Taka Release : 900.00	
								% of Allocation : 100.00 %	
292	2711-5140	Alternative Medical Care.	7,905.00	1,370.00	1,275.70	93.12 %	7.00 %	2,301.93	19.00%
			7,105.00	1,170.00	1,142.60	97.66 %	6.00 %	183.10	
			800.00	200.00	133.10	66.55 %		29.12 %	
			800.00	200.00	133.10	66.55 %		22.89 %	
1-Jul-11 to 30-Jun-16	Non-Donor Project		800.00	200.00	133.10	66.55 %			
				0.00	0.00	0.00 %			
								Taka Release : 1,170.00	
								% of Allocation : 100.00 %	

Project-wise Implementation Status of the project under Ministry of Health and Family Welfare

Reporting Period: July 2012 To June 2013

RADP:2012-13

(Taka in Lakh)

SI No.	Ministry/Division Name Agency Name Project Code and Name		Project Cost A) Total B) Taka C) PA D) RPA	Target and Progress			Cumulative Progress upto Reporting Period		
				Financial		Physical (% of Total Project) A) Target B) Progress	Fin. Total PA (% of Projects Cost)	Physical Progress in %	
	Allocation	Expenditure							
1	Implementation Period	2 Development Partner	3	4 A) Total B) Taka C) PA D) RPA E) CDVAT	5 A) Total B) Taka C) PA D) RPA E) CDVAT	6 % of Allocation	7	8	9
293	2711-5150	In-service Training.	33,748.00	5,510.00	4,680.92	84.95 %	12.00 %	7,125.76	18.00 %
			9,437.00	510.00	486.68	95.43 %	11.00 %	6,103.17	
			24,311.00	5,000.00	4,194.24	83.88 %		21.11 %	
	1-Jul-11 to 30-Jun-16	WHO	19,411.00	5,000.00	4,194.24	83.88 %		25.10 %	
				0.00	0.00	0.00 %		Taka Release : 510.00	
								% of Allocation : 100.00 %	
294	2711-5160	Pre-service Education.	59,500.00	16,736.00	15,923.33	95.14 %	9.00 %	26,825.65	25.00 %
			23,485.00	6,736.00	6,560.33	97.39 %	7.00 %	14,019.16	
			36,015.00	10,000.00	9,363.00	93.63 %		45.09 %	
	1-Jul-11 to 30-Jun-16	Non-Donor Project	31,515.00	9,900.00	9,363.00	94.58 %		38.93 %	
				0.00	0.00	0.00 %		Taka Release : 6,560.33	
								% of Allocation : 97.39 %	
295	2711-5170	Planning, Monitoring and Research (Health).	5,300.00	900.00	814.77	90.53 %	7.00 %	1,325.59	15.00 %
			1,000.00	150.00	136.63	91.09 %	5.00 %	1,085.21	
			4,300.00	750.00	678.14	90.42 %		25.01 %	
	1-Jul-11 to 30-Jun-16	WHO	3,100.00	650.00	636.14	97.87 %		25.24 %	
				0.00	0.00	0.00 %		Taka Release : 126.63	
								% of Allocation : 84.42 %	

Project-wise Implementation Status of the project under Ministry of Health and Family Welfare

Reporting Period: July 2012 To June 2013

RADP:2012-13

(Taka in Lakh)

SI No.	Ministry/Division Name Agency Name Project Code and Name		Project Cost	Target and Progress			Cumulative Progress upto Reporting Period		
				Financial		Physical (% of Total Project) A) Target B) Progress	Fin. Total PA (% of Projects Cost)	Physical Progress in %	
	Allocation	Expenditure							
	Implementation Period	Development Partner	A) Total B) Taka C) PA D) RPA	A) Total B) Taka C) PA D) RPA E) CDVAT	A) Total B) Taka C) PA D) RPA E) CDVAT	% of Allocation			
	1	2	3	4	5	6	7	8	9
296	2711-5190	Health Education and Promotion.	14,615.00 4,225.00 10,390.00 4,240.00	1,950.00 850.00 1,100.00 1,000.00 0.00	1,798.65 822.85 975.80 875.80 0.00	92.24 % 96.81 % 88.71 % 87.58 % 0.00 %	5.00 % 4.00 %	2,924.79 1,656.76 20.01 % 15.95 %	12.00 %
	1-Jul-11 to 30-Jun-16	WHO						Taka Release : % of Allocation :	822.79 96.80 %
297	2711-5180	Health Information System and e-Health.	60,887.00 20,014.00 40,873.00 22,973.00	11,025.00 3,825.00 7,200.00 7,000.00 0.00	10,843.62 3,824.92 7,018.70 6,369.13 0.00	98.35 % 100.00 % 97.48 % 90.99 % 0.00 %	7.00 % 8.00 %	15,365.13 9,111.19 25.24 % 22.29 %	15.00 %
	1-Jul-11 to 30-Jun-16	Non-Donor Project						Taka Release : % of Allocation :	3,824.92 100.00 %
298	2711-5200	Procurement, Logistics and Supplies Management (PLSM).	43,774.00 40,474.00 3,300.00 1,300.00	6,283.00 6,030.00 253.00 253.00 5,000.00	6,193.00 5,958.00 235.00 235.00 5,000.00	98.57 % 98.81 % 92.89 % 92.89 % 100.00 %	9.00 % 8.00 %	9,533.30 413.20 21.78 % 12.52 %	16.00 %
	1-Jul-11 to 30-Jun-16	USAID						Taka Release : % of Allocation :	5,958.00 98.81 %

Project-wise Implementation Status of the project under Ministry of Health and Family Welfare

Reporting Period: July 2012 To June 2013

RADP:2012-13

(Taka in Lakh)

SI No.	Ministry/Division Name Agency Name Project Code and Name		Project Cost	Target and Progress			Cumulative Progress upto Reporting Period		
				Financial		Physical (% of Total Project) A) Target B) Progress	Fin. Total PA (% of Projects Cost)	Physical Progress in %	
	Allocation	Expenditure							
	Implementation Period	Development Partner	A) Total B) Taka C) PA D) RPA	A) Total B) Taka C) PA D) RPA E) CDVAT	A) Total B) Taka C) PA D) RPA E) CDVAT	% of Allocation			
	1	2	3	4	5	6	7	8	9
299	2711-5220	National Nutrition Services (NNS).	149,009.38	5,100.10	3,611.99	70.82 %	8.00 %	7,665.35	9.00 %
			28,528.00	1,400.00	1,002.77	71.63 %	6.00 %	5,809.27	
			120,481.38	3,700.10	2,609.22	70.52 %		5.14 %	
			85,055.00	2,700.00	1,883.73	69.77 %		4.82 %	
1-Jul-11	to 30-Jun-16	WHO		0.00	0.00	0.00 %			
							Taka Release :	1,002.77	
							% of Allocation :	71.63 %	
300	2711-5310	Planning, Monitoring and Evaluation of Family Planning.	1,000.00	191.00	186.37	97.58 %	12.00 %	381.09	30.85 %
			200.00	27.00	26.76	99.11 %	11.00 %	268.20	
			800.00	164.00	159.61	97.32 %		38.11 %	
			700.00	164.00	159.61	97.32 %		33.53 %	
1-Jul-11	to 30-Jun-16	CIDA		0.00	0.00	0.00 %			
							Taka Release :	26.76	
							% of Allocation :	99.11 %	
301	2711-5010	Strengthening of Drug Administration and Management.	3,155.00	325.00	57.28	17.62 %	5.00 %	1,040.06	34.00 %
			1,005.00	18.00	16.28	90.44 %	3.00 %	241.12	
			2,150.00	307.00	41.00	13.36 %		32.97 %	
			1,527.00	307.00	41.00	13.36 %		11.21 %	
1-Jul-11	to 30-Jun-16	USAID		0.00	0.00	0.00 %			
							Taka Release :	16.28	
							% of Allocation :	90.44 %	

Project-wise Implementation Status of the project under Ministry of Health and Family Welfare

Reporting Period: July 2012 To June 2013

RADP:2012-13

(Taka in Lakh)

SI No.	Ministry/Division Name Agency Name Project Code and Name		Project Cost	Target and Progress			Cumulative Progress upto Reporting Period		
				Financial		Physical (% of Total Project) A) Target B) Progress	Fin. Total PA (% of Projects Cost)	Physical Progress in %	
	Allocation	Expenditure							
	Implementation Period	Development Partner	A) Total B) Taka C) PA D) RPA	A) Total B) Taka C) PA D) RPA E) CDVAT	A) Total B) Taka C) PA D) RPA E) CDVAT	% of Allocation			
	1	2	3	4	5	6	7	8	9
302	2711-5071	Community Based Health Care.	165,719.00 41,391.00 124,328.00 68,388.00	7,250.00 500.00 6,750.00 6,250.00	6,718.45 453.39 6,265.06 6,041.73	92.67 % 90.68 % 92.82 % 96.67 %	15.00 % 14.00 % 5.55 % 7.03 %	9,199.65 8,746.26 5.55 % 7.03 %	15.50 %
	1-Jul-11 to 30-Jun-16	UNICEF, WHO		0.00	0.00	0.00 %		Taka Release : 453.39 % of Allocation : 90.68 %	
303	2711-5060	Essential Service Care.	44,556.00 9,559.00 34,997.00 29,267.00	4,431.00 1,400.00 3,031.00 3,000.00	4,004.04 1,178.55 2,825.49 2,825.49	90.36 % 84.18 % 93.22 % 94.18 %	5.00 % 3.00 % 10.84 % 8.53 %	4,831.93 2,984.18 10.84 % 8.53 %	5.00 %
	1-Jul-11 to 30-Jun-16	DFID, EC		0.00	0.00	0.00 %		Taka Release : 1,178.54 % of Allocation : 84.18 %	
304	2711-5120	National Eye Care.	2,613.00 1,095.00 1,518.00 1,118.00	448.00 255.00 193.00 193.00	403.22 246.88 156.34 156.34	90.00 % 96.82 % 81.01 % 81.01 %	9.00 % 8.00 % 24.03 % 14.61 %	627.87 221.82 24.03 % 14.61 %	17.00 %
	1-Jul-11 to 30-Jun-16	Non-Donor Project		0.00	0.00	0.00 %		Taka Release : 246.88 % of Allocation : 96.82 %	

Project-wise Implementation Status of the project under Ministry of Health and Family Welfare

Reporting Period: July 2012 To June 2013

RADP:2012-13

(Taka in Lakh)

SI No.	Ministry/Division Name Agency Name Project Code and Name		Project Cost A) Total B) Taka C) PA D) RPA	Target and Progress			Cumulative Progress upto Reporting Period		
				Financial		Physical (% of Total Project) A) Target B) Progress	Fin. Total PA (% of Projects Cost)	Physical Progress in %	
	Allocation	Expenditure							
1	2	3	4	5	6	7	8	9	
305	2711-5011	Establishment of a Kushtia Medical College.	27,543.00	737.00	730.00	99.05 %	5.00 %	730.00	4.00%
			27,543.00	737.00	730.00	99.05 %	4.00 %	0.00	
			0.00	0.00	0.00	0.00 %		2.65 %	
			0.00	0.00	0.00	0.00 %		0.00 %	
1-Jan-12	to 31-Dec-14	Non-Donor Project	0.00	0.00	0.00	0.00 %			
				0.00	0.00	0.00 %		Taka Release : 730.00	
								% of Allocation : 99.05 %	
306	2711-5015	Establishment of a Shaheed Syed Nazrul Islam Medical College Hospital, Kishoregonj.	54,547.00	3,000.00	3,000.00	100.00 %	5.00 %	3,000.00	6.00%
			54,547.00	3,000.00	3,000.00	100.00 %	6.00 %	0.00	
			0.00	0.00	0.00	0.00 %		5.50 %	
			0.00	0.00	0.00	0.00 %		0.00 %	
1-Jul-12	to 30-Jun-15	Non-Donor Project	0.00	0.00	0.00	0.00 %			
				0.00	0.00	0.00 %		Taka Release : 3,000.00	
								% of Allocation : 100.00 %	
307	2711-8680	Extension of Shaheed Sheik Abu Naser Specialized Hospital, Khulna.	5,792.00	500.00	500.00	100.00 %	5.00 %	500.00	5.00%
			5,792.00	500.00	500.00	100.00 %	5.00 %	0.00	
			0.00	0.00	0.00	0.00 %		8.63 %	
			0.00	0.00	0.00	0.00 %		0.00 %	
1-Jul-12	to 30-Jun-14	Non-Donor Project	0.00	0.00	0.00	0.00 %			
				0.00	0.00	0.00 %		Taka Release : 500.00	
								% of Allocation : 100.00 %	

Project-wise Implementation Status of the project under Ministry of Health and Family Welfare

Reporting Period: July 2012 To June 2013

RADP:2012-13

(Taka in Lakh)

SI No.	Ministry/Division Name Agency Name Project Code and Name		Project Cost	Target and Progress			Cumulative Progress upto Reporting Period		
				Financial		Physical (% of Total Project) A) Target B) Progress	Fin. Total PA (% of Projects Cost)	Physical Progress in %	
				Allocation	Expenditure				
1	2	3	4	5	6	7	8	9	
308	2711-5012	Establishment of a Trauma Centre at Gopalgonj.	1,529.00	200.00	83.00	41.50 %	9.00 %	83.00	6.00 %
			1,529.00	200.00	83.00	41.50 %	6.00 %	0.00	
			0.00	0.00	0.00	0.00 %		5.43 %	
			0.00	0.00	0.00	0.00 %		0.00 %	
1-Jul-12	to 30-Jun-14	Non-Donor Project	0.00	0.00	0.00	0.00 %			
				0.00	0.00	0.00 %		Taka Release : 83.00	
								% of Allocation : 41.50 %	
Executing Agency Total			1,476,412.38	193,396.18	182,047.13	94.13 %		Taka Release : 51,120.56	
			565,249.00	54,102.00	50,784.70	93.87 %		% of Allocation : 94.49 %	
			911,163.38	139,294.18	131,262.43	94.23 %			
			587,799.00	115,261.00	107,039.00	92.87 %			
				5,000.00	5,000.00	100.00 %			
Directorate of Nursing									
309	2716-8681	Expansion and Quality Improvement of Nursing Education.	11,500.00	2,500.00	2,199.00	87.96 %	15.00 %	3,322.76	31.00 %
			11,500.00	2,500.00	2,199.00	87.96 %	13.00 %	0.00	
			0.00	0.00	0.00	0.00 %		28.89 %	
			0.00	0.00	0.00	0.00 %		0.00 %	
1-Jul-08	to 30-Jun-13	Non-Donor Project	0.00	0.00	0.00	0.00 %			
				0.00	0.00	0.00 %		Taka Release : 2,199.00	
								% of Allocation : 87.96 %	

Project-wise Implementation Status of the project under Ministry of Health and Family Welfare

Reporting Period: July 2012 To June 2013

RADP:2012-13

(Taka in Lakh)

SI No.	Ministry/Division Name Agency Name Project Code and Name		Project Cost	Target and Progress			Cumulative Progress upto Reporting Period		
				Financial		Physical (% of Total Project) A) Target B) Progress	Fin. Total PA (% of Projects Cost)	Physical Progress in %	
	Allocation	Expenditure							
	Implementation Period	Development Partner	A) Total B) Taka C) PA D) RPA	A) Total B) Taka C) PA D) RPA E) CDVAT	A) Total B) Taka C) PA D) RPA E) CDVAT	% of Allocation			
	1	2	3	4	5	6	7	8	9
310	2716-5020	Nursing Education and Services.	30,000.00	6,500.00	5,957.96	91.66 %	19.00 %	7,984.63	25.00 %
			6,030.00	1,500.00	1,403.00	93.53 %	18.00 %	6,158.18	
			23,970.00	5,000.00	4,554.96	91.10 %		26.62 %	
			9,658.00	3,500.00	3,054.96	87.28 %		25.69 %	
1-Jul-11	to 30-Jun-16	CIDA, WHO		0.00	0.00	0.00 %			
							Taka Release :	1,500.00	
							% of Allocation :	100.00 %	
		Executing Agency Total	41,500.00	9,000.00	8,156.96	90.63 %			
			17,530.00	4,000.00	3,602.00	90.05 %			
			23,970.00	5,000.00	4,554.96	91.10 %			
			9,658.00	3,500.00	3,054.96	87.28 %			
				0.00	0.00	0.00 %			
							Taka Release :	3,699.00	
							% of Allocation :	92.48 %	
		Department of Family Planning							
311	2781-5260	Maternal Child, Reproductive and Adolescent Health.	87,904.00	13,900.00	13,381.60	96.27 %	5.00 %	25,346.33	18.09 %
			20,015.00	3,300.00	3,263.17	98.88 %	4.00 %	19,062.31	
			67,889.00	10,600.00	10,118.43	95.46 %		28.83 %	
			38,398.00	8,100.00	7,720.11	95.31 %		28.08 %	
1-Jul-11	to 30-Jun-16	UNFPA		0.00	0.00	0.00 %			
							Taka Release :	3,263.17	
							% of Allocation :	98.88 %	

Project-wise Implementation Status of the project under Ministry of Health and Family Welfare

Reporting Period: July 2012 To June 2013

RADP:2012-13

(Taka in Lakh)

SI No.	Ministry/Division Name Agency Name Project Code and Name		Project Cost	Target and Progress			Cumulative Progress upto Reporting Period		
				Financial		Physical (% of Total Project) A) Target B) Progress	Fin. Total PA (% of Projects Cost)	Physical Progress in %	
	Allocation	Expenditure							
	Implementation Period	Development Partner	A) Total B) Taka C) PA D) RPA	A) Total B) Taka C) PA D) RPA E) CDVAT	A) Total B) Taka C) PA D) RPA E) CDVAT	% of Allocation			
	1	2	3	4	5	6	7	8	9
312	2781-5290	Clinical Contraception Services Delivery.	135,814.00 68,295.00 67,519.00	16,083.40 10,600.00 5,483.40	15,371.60 10,540.80 4,830.80	95.57 % 99.44 % 88.10 %	5.00 % 4.00 %	34,505.32 11,804.52 25.41 % 17.48 %	14.36%
	1-Jul-11 to 30-Jun-16	UNFPA	19,005.00	5,383.00 0.00	4,758.60 0.00	88.40 % 0.00 %		Taka Release : 10,540.00 % of Allocation : 99.43 %	
313	2781-5300	Family Planning Field Services Delivery.	161,410.00 34,399.00 127,011.00 88,836.00	21,250.00 4,050.00 17,200.00	8,399.00 3,920.75 4,478.25	39.52 % 96.81 % 26.04 %	11.00 % 10.00 %	29,770.92 22,464.87 18.44 % 17.69 %	22.15%
	1-Jul-11 to 30-Jun-16	KfW	88,836.00	17,200.00 0.00	4,478.25 0.00	26.04 % 0.00 %		Taka Release : 4,050.00 % of Allocation : 100.00 %	
314	2781-5330	Management Information Systems.	5,800.00 2,587.00 3,213.00 3,013.00	1,611.00 363.00 1,248.00	1,250.34 318.73 931.61	77.61 % 87.80 % 74.65 %	7.00 % 5.00 %	1,915.58 1,411.00 33.03 % 43.92 %	16.00%
	1-Jul-11 to 30-Jun-16	WHO	3,013.00	1,248.00 0.00	931.61 0.00	74.65 % 0.00 %		Taka Release : 319.00 % of Allocation : 87.88 %	

Project-wise Implementation Status of the project under Ministry of Health and Family Welfare

Reporting Period: July 2012 To June 2013

RADP:2012-13

(Taka in Lakh)

SI No.	Ministry/Division Name Agency Name Project Code and Name		Project Cost	Target and Progress			Cumulative Progress upto Reporting Period		
				Financial		Physical (% of Total Project) A) Target B) Progress	Fin. Total PA (% of Projects Cost)	Physical Progress in %	
	Allocation	Expenditure							
	Implementation Period	Development Partner	A) Total B) Taka C) PA D) RPA	A) Total B) Taka C) PA D) RPA E) CDVAT	A) Total B) Taka C) PA D) RPA E) CDVAT	% of Allocation			
	1	2	3	4	5	6	7	8	9
315	2781-5350	Information, Education and Communication (FP).	13,500.00	2,174.00	2,031.86	93.46 %	8.00 %	3,960.50	23.01 %
			5,122.00	1,100.00	1,061.48	96.50 %	7.00 %	1,792.91	
			8,378.00	1,074.00	970.38	90.35 %		29.34 %	
			4,878.00	850.00	950.80	111.86 %		21.40 %	
	1-Jul-11 to 30-Jun-16	UNFPA, USAID		0.00	0.00	0.00 %			
							Taka Release :	1,061.48	
							% of Allocation :	96.50 %	
316	2781-5360	Procurement, Storage and Supplies Management (DFP).	8,031.00	1,350.00	1,287.39	95.36 %	5.00 %	1,875.59	19.00 %
			7,519.00	1,160.00	1,158.01	99.83 %	4.00 %	273.89	
			512.00	190.00	129.38	68.09 %		23.35 %	
			340.00	190.00	129.38	68.09 %		53.49 %	
	1-Jul-11 to 30-Jun-16	UNFPA		350.00	0.00	0.00 %			
							Taka Release :	1,158.01	
							% of Allocation :	99.83 %	
	Executing Agency Total		412,459.00	56,368.40	41,721.79	74.02 %			
			137,937.00	20,573.00	20,262.94	98.49 %			
			274,522.00	35,795.40	21,458.85	59.95 %			
			154,470.00	32,971.00	18,968.75	57.53 %			
				350.00	0.00	0.00 %			
							Taka Release :	20,391.66	
							% of Allocation :	99.12 %	

Other Family Welfare Facilities

Project-wise Implementation Status of the project under Ministry of Health and Family Welfare

Reporting Period: July 2012 To June 2013

RADP:2012-13

(Taka in Lakh)

SI No.	Ministry/Division Name Agency Name Project Code and Name		Project Cost	Target and Progress			Cumulative Progress upto Reporting Period		
				Financial		Physical (% of Total Project) A) Target B) Progress	Fin. Total PA (% of Projects Cost)	Physical Progress in %	
	Allocation	Expenditure							
	Implementation Period	Development Partner	A) Total B) Taka C) PA D) RPA	A) Total B) Taka C) PA D) RPA E) CDVAT	A) Total B) Taka C) PA D) RPA E) CDVAT	% of Allocation			
	1	2	3	4	5	6	7	8	9
317	2791-5010	Training, Research and Development (NIPORT).	11,127.00 3,025.00 8,102.00 4,725.00	2,039.00 907.00 1,132.00 1,132.00 0.00	1,590.29 878.53 711.76 711.76 0.00	77.99 % 96.86 % 62.88 % 62.88 % 0.00 %	6.00 % 5.00 %	2,971.25 1,273.37 26.70 % 15.72 %	26.00 %
1-Jul-11	to 30-Jun-16	UNFPA						Taka Release : % of Allocation :	878.53 96.86 %
Executing Agency Total			11,127.00 3,025.00 8,102.00 4,725.00	2,039.00 907.00 1,132.00 1,132.00 0.00	1,590.29 878.53 711.76 711.76 0.00	77.99 % 96.86 % 62.88 % 62.88 % 0.00 %		Taka Release : % of Allocation :	878.53 96.86 %
Ministry Total			2,910,040.81 1,484,132.70 1,425,908.11 870,192.00	361,880.73 167,191.15 194,689.58 164,811.00 5,531.00	331,154.18 160,798.56 170,355.62 141,489.80 5,000.00	91.51 % 96.18 % 87.50 % 85.85 % 90.40 %		Taka Release : % of Allocation :	161,365.62 96.52 %

Project-wise Implementation Status of the project under Ministry of Social Welfare

Reporting Period: July 2012 To June 2013

RADP:2012-13

(Taka in Lakh)

SI No.	Ministry/Division Name		Project Cost	Target and Progress			Cumulative Progress upto Reporting Period	
	Agency Name			Financial		Physical (% of Total Project)	Fin. Total PA (% of Projects Cost)	Physical Progress in %
	Project Code and Name			Allocation	Expenditure			
	Implementation Period	Development Partner			A) Total B) Taka C) PA D) RPA E) CDVAT	A) Total B) Taka C) PA D) RPA E) CDVAT	% of Allocation	A) Target B) Progress
1	2	3	4	5	6	7	8	9

Ministry of Social Welfare

Ministry's Own

318	2901-5020	Establishment of Liver Transplantation Unit in Bangladesh Diabetic Association (BADs).	928.77 928.77 0.00 0.00	911.00 911.00 0.00 0.00	895.55 895.55 0.00 0.00	98.30 % 98.30 % 0.00 % 0.00 %	100.00 % 100.00 % 96.42 % 0.00 %	895.55 0.00 96.42 % 0.00 %	100.00 %
1-Jan-12	to 30-Jun-13	Non-Donor Project		0.00 0.00	0.00 0.00	0.00 % 0.00 %		Taka Release : 910.56	
								% of Allocation : 99.95 %	
319	2901-5030	Establishment of Sonaimoori Blind Welfare Association Eye Hospital.	1,264.00 1,264.00 0.00 0.00	282.00 282.00 0.00 0.00	267.00 267.00 0.00 0.00	94.68 % 94.68 % 0.00 % 0.00 %	21.00 % 21.00 % 42.25 % 0.00 %	534.00 0.00 42.25 % 0.00 %	42.00 %
1-Jul-11	to 30-Jun-13	Non-Donor Project		0.00 0.00	0.00 0.00	0.00 % 0.00 %		Taka Release : 282.00	
								% of Allocation : 100.00 %	
320	2901-5040	Construction of Chapainowabgonj Eye Hospital.	947.00 947.00 0.00 0.00	274.00 274.00 0.00 0.00	274.00 274.00 0.00 0.00	100.00 % 100.00 % 0.00 % 0.00 %	45.00 % 28.00 % 38.26 % 0.00 %	362.35 0.00 38.26 % 0.00 %	45.00 %
1-Jul-11	to 31-Dec-13	Non-Donor Project		0.00 0.00	0.00 0.00	0.00 % 0.00 %		Taka Release : 274.00	
								% of Allocation : 100.00 %	

Project-wise Implementation Status of the project under Ministry of Social Welfare

Reporting Period: July 2012 To June 2013

RADP:2012-13

(Taka in Lakh)

SI No.	Ministry/Division Name Agency Name Project Code and Name		Project Cost	Target and Progress			Cumulative Progress upto Reporting Period		
				Financial		Physical (% of Total Project) A) Target B) Progress	Fin. Total PA (% of Projects Cost)	Physical Progress in %	
	Allocation	Expenditure							
	Implementation Period	Development Partner	A) Total B) Taka C) PA D) RPA	A) Total B) Taka C) PA D) RPA E) CDVAT	A) Total B) Taka C) PA D) RPA E) CDVAT	% of Allocation			
	1	2	3	4	5	6	7	8	9

Executing Agency Total	3,139.77	1,467.00	1,436.55	97.92 %	Taka Release :	1,466.56
	3,139.77	1,467.00	1,436.55	97.92 %		
	0.00	0.00	0.00	0.00 %		
	0.00	0.00	0.00	0.00 %		
		0.00	0.00	0.00 %		

Department of Social Services

321	2931-7110	Establishment of 6 Technical Training Centres in 6 Divisions for the orphans and Disabled Boys and Girls	6,676.16 6,676.16 0.00 0.00	1,438.00 1,438.00 0.00 0.00	1,353.06 1,353.06 0.00 0.00	94.09 % 94.09 % 0.00 % 0.00 %	22.00 % 21.00 % 91.71 % 0.00 %	6,122.73 0.00 91.71 % 0.00 %	97.00 %
1-Jan-06	to 31-Dec-12	Non-Donor Project						Taka Release : % of Allocation :	1,438.00 100.00 %
322	2931-5330	Construction of Chadpur Diabetic Samiti Hospital	491.02 491.02 0.00 0.00	1.00 1.00 0.00 0.00	0.00 0.00 0.00 0.00	0.00 % 0.00 % 0.00 % 0.00 %	0.00 % 0.00 % 90.75 % 0.00 %	445.58 0.00 90.75 % 0.00 %	88.00 %
1-Jul-08	to 30-Jun-12	Non-Donor Project						Taka Release : % of Allocation :	0.00 0.00 %

Project-wise Implementation Status of the project under Ministry of Social Welfare

Reporting Period: July 2012 To June 2013

RADP:2012-13

(Taka in Lakh)

SI No.	Ministry/Division Name Agency Name Project Code and Name		Project Cost	Target and Progress			Cumulative Progress upto Reporting Period		
				Financial		Physical (% of Total Project) A) Target B) Progress	Fin. Total PA (% of Projects Cost)	Physical Progress in %	
	Allocation	Expenditure							
	Implementation Period	Development Partner	A) Total B) Taka C) PA D) RPA	A) Total B) Taka C) PA D) RPA E) CDVAT	A) Total B) Taka C) PA D) RPA E) CDVAT	% of Allocation			
	1	2	3	4	5	6	7	8	9
323	2931-7973	Services for Children At Risk (SCAR).	8,976.00 84.00 8,892.00	467.25 11.25 456.00	452.54 10.08 442.46	96.85 % 89.60 % 97.03 %	10.00 % 6.00 %	694.16 663.92 7.73 % 7.47 %	42.50%
	1-Jan-09 to 31-Dec-14	IDA, World Bank	0.00	0.00 0.00	0.00 0.00	0.00 % 0.00 %		Taka Release : 11.25 % of Allocation : 100.00 %	
324	2905-7015	Promotion of Services and Opportunity to the Disabled Person in Bangladesh	15,480.49 0.00 15,480.49	1,470.00 0.00 1,470.00	1,378.00 0.00 1,378.00	93.74 % 0.00 % 93.74 %	16.00 % 9.00 %	1,535.00 1,535.00 9.92 % 9.92 %	12.00%
	31-Jul-08 to 30-Jun-14	IDA, World Bank	0.00	0.00 0.00	0.00 0.00	0.00 % 0.00 %		Taka Release : 0.00 % of Allocation : 0.00 %	
325	2931-7971	Ahsania Mishan Acncer and General Hospital	3,900.00 3,900.00 0.00	782.00 782.00 0.00	781.00 781.00 0.00	99.87 % 99.87 % 0.00 %	20.00 % 20.00 %	1,566.00 0.00 40.15 % 0.00 %	58.00%
	1-Jan-09 to 30-Jun-14	Non-Donor Project	0.00	0.00 0.00	0.00 0.00	0.00 % 0.00 %		Taka Release : 781.00 % of Allocation : 99.87 %	

Project-wise Implementation Status of the project under Ministry of Social Welfare

Reporting Period: July 2012 To June 2013

RADP:2012-13

(Taka in Lakh)

SI No.	Ministry/Division Name Agency Name Project Code and Name		Project Cost	Target and Progress			Cumulative Progress upto Reporting Period		
				Financial		Physical (% of Total Project) A) Target B) Progress	Fin. Total PA (% of Projects Cost)	Physical Progress in %	
	Allocation	Expenditure							
	Implementation Period	Development Partner	A) Total B) Taka C) PA D) RPA	A) Total B) Taka C) PA D) RPA E) CDVAT	A) Total B) Taka C) PA D) RPA E) CDVAT	% of Allocation			
	1	2	3	4	5	6	7	8	9
326	2931-7080	Construction of Shekh Fazilatunnesa Mujib Memorial Hospital and Nursing College (1st phase)	16,938.02 16,938.02 0.00 0.00	6,216.76 6,216.76 0.00 0.00	6,101.91 6,101.91 0.00 0.00	98.15 % 98.15 % 0.00 % 0.00 %	37.00 % 36.00 % 0.00 % 0.00 %	14,826.75 0.00 87.54 % 0.00 %	95.00 %
	1-Jul-10 to 30-Jun-13	Non-Donor Project	0.00	0.00	0.00	0.00 %			
								Taka Release : % of Allocation :	6,101.91 98.15 %
327	2931-7988	Improved Medical Services and Rehabilitation for the Diabetics, Diabetic Related and non Diabetic Patient, Lalmonirhat.	1,833.00 1,833.00 0.00 0.00	270.00 270.00 0.00 0.00	159.50 159.50 0.00 0.00	59.07 % 59.07 % 0.00 % 0.00 %	20.00 % 9.00 % 0.00 % 0.00 %	1,065.10 0.00 58.11 % 0.00 %	54.00 %
	1-Apr-10 to 31-Dec-13	Non-Donor Project	0.00	0.00	0.00	0.00 %			
								Taka Release : % of Allocation :	270.00 100.00 %
328	2931-7995	Rehabilitation and Trainig Centre for orphan Children, Mosa: Sabera Khatun Islamia Shishu Residence.	938.33 938.33 0.00 0.00	1.00 1.00 0.00 0.00	0.00 0.00 0.00 0.00	0.00 % 0.00 % 0.00 % 0.00 %	0.00 % 0.00 % 0.00 % 0.00 %	739.00 0.00 78.76 % 0.00 %	82.00 %
	1-Jan-10 to 30-Jun-13	Non-Donor Project	0.00	0.00	0.00	0.00 %			
								Taka Release : % of Allocation :	0.00 0.00 %

Project-wise Implementation Status of the project under Ministry of Social Welfare

Reporting Period: July 2012 To June 2013

RADP:2012-13

(Taka in Lakh)

SI No.	Ministry/Division Name Agency Name Project Code and Name		Project Cost	Target and Progress			Cumulative Progress upto Reporting Period		
				Financial		Physical (% of Total Project) A) Target B) Progress	Fin. Total PA (% of Projects Cost)	Physical Progress in %	
	Allocation	Expenditure							
	Implementation Period	Development Partner	A) Total B) Taka C) PA D) RPA	A) Total B) Taka C) PA D) RPA E) CDVAT	A) Total B) Taka C) PA D) RPA E) CDVAT	% of Allocation			
	1	2	3	4	5	6	7	8	9
329	2931-7090	Support Services Programme for Socially Disadvantage Women and Girls.	642.00 0.00 642.00	351.00 0.00 351.00	272.61 0.00 272.61	77.67 % 0.00 % 77.67 %	55.00 % 43.00 % 86.87 %	557.73 557.73 86.87 %	88.00 %
	1-Jan-10 to 30-Jun-13	UNFPA	642.00	351.00 0.00	272.61 0.00	77.67 % 0.00 %		Taka Release : 0.00 % of Allocation : 0.00 %	
330	2931-7987	Community Health and Heart Hospital, Pabna (1st phase).	1,306.69 1,306.69 0.00 0.00	250.00 250.00 0.00 0.00	150.00 150.00 0.00 0.00	60.00 % 60.00 % 0.00 % 0.00 %	16.00 % 12.00 % 0.00 % 0.00 %	653.00 0.00 49.97 % 0.00 %	72.00 %
	1-Jan-11 to 30-Jun-14	Non-Donor Project	0.00	0.00 0.00	0.00 0.00	0.00 % 0.00 %		Taka Release : 203.00 % of Allocation : 81.20 %	
331	2931-7983	Establishment of Hostel for the Visually Impaired Children (37 Unit).	4,150.48 4,150.48 0.00 0.00	688.00 688.00 0.00 0.00	687.92 687.92 0.00 0.00	99.99 % 99.99 % 0.00 % 0.00 %	17.00 % 17.00 % 0.00 % 0.00 %	926.63 0.00 22.33 % 0.00 %	35.00 %
	1-Jul-11 to 30-Jun-14	Non-Donor Project	0.00	0.00 0.00	0.00 0.00	0.00 % 0.00 %		Taka Release : 688.00 % of Allocation : 100.00 %	

Project-wise Implementation Status of the project under Ministry of Social Welfare

Reporting Period: July 2012 To June 2013

RADP:2012-13

(Taka in Lakh)

SI No.	Ministry/Division Name Agency Name Project Code and Name		Project Cost	Target and Progress			Cumulative Progress upto Reporting Period		
				Financial		Physical (% of Total Project) A) Target B) Progress	Fin. Total PA (% of Projects Cost)	Physical Progress in %	
	Allocation	Expenditure							
	Implementation Period	Development Partner	A) Total B) Taka C) PA D) RPA	A) Total B) Taka C) PA D) RPA E) CDVAT	A) Total B) Taka C) PA D) RPA E) CDVAT	% of Allocation			
	1	2	3	4	5	6	7	8	9
332	2931-7999 Establishing of DBKP Community Hospital and Vocational Training Center for Vulnerable Slum Dwellers.		1,257.85 1,257.85 0.00	435.00 435.00 0.00	434.38 434.38 0.00	99.86 % 99.86 % 0.00 %	35.00 % 35.00 % 0.00 %	1,176.13 0.00 93.50 % 0.00 %	97.00 %
	1-Jul-11 to 30-Jun-13	Non-Donor Project	0.00	0.00	0.00	0.00 %			
				0.00	0.00	0.00 %	Taka Release : % of Allocation :	434.75 99.94 %	
333	2931-5500 Establishment of Habigonj Diabetic Hospital.		1,157.00 1,157.00 0.00	257.00 257.00 0.00	257.00 257.00 0.00	100.00 % 100.00 % 0.00 %	23.00 % 23.00 % 0.00 %	407.00 0.00 35.18 % 0.00 %	70.00 %
	1-Jan-11 to 30-Jun-13	Non-Donor Project	0.00	0.00	0.00	0.00 %			
				0.00	0.00	0.00 %	Taka Release : % of Allocation :	257.00 100.00 %	
334	2931-5550 Construction of Bangladesh Mohila Samity Complex Building for the under Previlized Women in the Society.		1,459.78 1,459.78 0.00	560.00 560.00 0.00	495.00 495.00 0.00	88.39 % 88.39 % 0.00 %	45.00 % 34.00 % 0.00 %	795.00 0.00 54.46 % 0.00 %	65.00 %
	1-Jul-11 to 30-Jun-13	Non-Donor Project	0.00	0.00	0.00	0.00 %			
				0.00	0.00	0.00 %	Taka Release : % of Allocation :	560.00 100.00 %	

Project-wise Implementation Status of the project under Ministry of Social Welfare

Reporting Period: July 2012 To June 2013

RADP:2012-13

(Taka in Lakh)

SI No.	Ministry/Division Name Agency Name Project Code and Name		Project Cost	Target and Progress			Cumulative Progress upto Reporting Period		
				Financial		Physical (% of Total Project) A) Target B) Progress	Fin. Total PA (% of Projects Cost)	Physical Progress in %	
	Allocation	Expenditure							
	Implementation Period	Development Partner	A) Total B) Taka C) PA D) RPA	A) Total B) Taka C) PA D) RPA E) CDVAT	A) Total B) Taka C) PA D) RPA E) CDVAT	% of Allocation			
	1	2	3	4	5	6	7	8	9
335	2931-5560	Support Services for Vulnerable Group.	2,000.00 2,000.00 0.00 0.00	500.00 500.00 0.00 0.00	497.25 497.25 0.00 0.00	99.45 % 99.45 % 0.00 % 0.00 %	50.00 % 50.00 %	1,477.41 0.00 73.87 % 0.00 %	100.00%
	1-Dec-11 to 30-Jun-13	Non-Donor Project						Taka Release : % of Allocation :	500.00 100.00 %
336	2931-5580	Expansion and Development of 'Proyas' at Dhaka Cantonment.	3,094.60 3,094.60 0.00 0.00	1,536.88 1,536.88 0.00 0.00	1,534.51 1,534.51 0.00 0.00	99.85 % 99.85 % 0.00 % 0.00 %	50.00 % 40.00 %	1,834.51 0.00 59.28 % 0.00 %	57.00%
	1-Oct-11 to 30-Sep-13	Non-Donor Project						Taka Release : % of Allocation :	1,536.88 100.00 %
337	2931-5570	Establishment of Multipurpose Rehabilitation Centre for Destitute Aged Old Pupil and Socially Disabled Adolescent Girls.	1,586.00 1,586.00 0.00 0.00	800.00 800.00 0.00 0.00	900.00 900.00 0.00 0.00	112.50 % 112.50 % 0.00 % 0.00 %	48.00 % 35.00 %	1,076.00 0.00 67.84 % 0.00 %	46.00%
	1-Jul-11 to 31-Dec-14	Non-Donor Project						Taka Release : % of Allocation :	900.00 112.50 %

Project-wise Implementation Status of the project under Ministry of Social Welfare

Reporting Period: July 2012 To June 2013

RADP:2012-13

(Taka in Lakh)

SI No.	Ministry/Division Name Agency Name Project Code and Name		Project Cost	Target and Progress			Cumulative Progress upto Reporting Period		
				Financial		Physical (% of Total Project) A) Target B) Progress	Fin. Total PA (% of Projects Cost)	Physical Progress in %	
	Allocation	Expenditure							
	Implementation Period	Development Partner	A) Total B) Taka C) PA D) RPA	A) Total B) Taka C) PA D) RPA E) CDVAT	A) Total B) Taka C) PA D) RPA E) CDVAT	% of Allocation			
	1	2	3	4	5	6	7	8	9
338	2931-5022	Establishment of 50 Beded Kidney Foundation Hospital and Research Institute.	1,188.00 1,188.00 0.00 0.00	50.00 50.00 0.00 0.00	50.00 50.00 0.00 0.00	100.00 % 100.00 % 0.00 % 0.00 %	4.50 % 4.50 % 0.00 % 0.00 %	50.00 0.00 4.21 % 0.00 %	4.50 %
	1-Jul-12 to 30-Jun-14	Non-Donor Project						Taka Release : 50.00 % of Allocation : 100.00 %	
339	2931-5019	Child Sensetive Social Protection in Bangladesh (CSPB).	12,546.80 39.24 12,507.56 0.00	1,308.00 8.00 1,300.00 0.00	1,307.68 7.68 1,300.00 0.00	99.98 % 96.00 % 100.00 % 0.00 %	11.00 % 11.00 % 10.42 % 10.39 %	1,307.68 1,300.00 10.42 % 10.39 %	11.00 %
	1-Jan-10 to 31-Dec-16	UNFPA						Taka Release : 7.70 % of Allocation : 96.25 %	
340	2931-5021	Implementation of UN Convention on the Rights of Persons with Disabilities (UNCRPD).	153.00 0.00 153.00 0.00	48.28 0.00 48.28 0.00	84.00 0.00 84.00 0.00	173.99 % 0.00 % 173.99 % 0.00 %	100.00 % 100.00 % 54.90 % 54.90 %	84.00 84.00 54.90 % 54.90 %	100.00 %
	1-Jan-12 to 30-Jun-13	Non-Donor Project						Taka Release : 0.00 % of Allocation : 0.00 %	

Project-wise Implementation Status of the project under Ministry of Social Welfare

Reporting Period: July 2012 To June 2013

RADP:2012-13

(Taka in Lakh)

SI No.	Ministry/Division Name Agency Name Project Code and Name		Project Cost	Target and Progress			Cumulative Progress upto Reporting Period		
				Financial		Physical (% of Total Project) A) Target B) Progress	Fin. Total PA (% of Projects Cost)	Physical Progress in %	
	Allocation	Expenditure							
	Implementation Period	Development Partner	A) Total B) Taka C) PA D) RPA	A) Total B) Taka C) PA D) RPA E) CDVAT	A) Total B) Taka C) PA D) RPA E) CDVAT	% of Allocation			
	1	2	3	4	5	6	7	8	9

Executing Agency Total	85,775.22	17,430.17	16,896.36	96.94 %	Taka Release : 13,739.49 % of Allocation : 99.53 %
	48,100.17	13,804.89	13,419.29	97.21 %	
	37,675.05	3,625.28	3,477.07	95.91 %	
	642.00	351.00	272.61	77.67 %	
		0.00	0.00	0.00 %	
Ministry Total	88,914.99	18,897.17	18,332.91	97.01 %	Taka Release : 15,206.05 % of Allocation : 99.57 %
	51,239.94	15,271.89	14,855.84	97.28 %	
	37,675.05	3,625.28	3,477.07	95.91 %	
	642.00	351.00	272.61	77.67 %	
		0.00	0.00	0.00 %	

Project-wise Implementation Status of the project under Ministry of Women and Childrens' Affairs

Reporting Period: July 2012 To June 2013

RADP:2012-13

(Taka in Lakh)

SI No.	Ministry/Division Name Agency Name Project Code and Name		Project Cost	Target and Progress			Cumulative Progress upto Reporting Period	
				Financial		Physical (% of Total Project) A) Target B) Progress	Fin. Total PA (% of Projects Cost)	Physical Progress in %
	Allocation	Expenditure						
		A) Total B) Taka C) PA D) RPA E) CDVAT		A) Total B) Taka C) PA D) RPA E) CDVAT	% of Allocation			
Implementation Period	Development Partner	A) Total B) Taka C) PA D) RPA	A) Total B) Taka C) PA D) RPA E) CDVAT	A) Total B) Taka C) PA D) RPA E) CDVAT	% of Allocation	A) Target B) Progress	Fin. Total PA (% of Projects Cost)	Physical Progress in %
1	2	3	4	5	6	7	8	9

Ministry of Women and Childrens' Affairs

Ministry's Own

341	3001-5011	Capacity Building for Monitoring Child Rights.	567.29 71.00 496.29 0.00	88.00 13.00 75.00 0.00	87.55 12.77 74.78 0.00	99.49 % 98.23 % 99.71 % 0.00 %	16.00 % 16.00 %	526.43 460.65 92.80 % 92.82 %	92.79 %
1-Mar-07	to 31-Dec-12	UNICEF		0.00 0.00	0.00 0.00	0.00 % 0.00 %		Taka Release : 13.00 % of Allocation : 100.00 %	
342	3001-5070	Formulation of National Action Plan (NAP) for Implementation of National Women Development Policy.	37.00 0.00 37.00 0.00	25.00 0.00 25.00 0.00	18.43 0.00 18.43 0.00	73.72 % 0.00 % 73.72 % 0.00 %	68.00 % 50.00 %	30.76 30.76 83.14 % 83.14 %	76.00 %
1-Nov-11	to 31-Mar-13	Non-Donor Project		0.00 0.00	0.00 0.00	0.00 % 0.00 %		Taka Release : 25.00 % of Allocation : 0.00 %	
343	3001-5041	Multi-Sectoral Programme for Elimination of Violence against Women (3rd phase).	4,371.52 2,331.52 2,040.00 0.00	888.00 288.00 600.00 0.00	919.63 284.15 635.48 0.00	103.56 % 98.66 % 105.91 % 0.00 %	22.00 % 21.00 %	1,436.46 1,078.06 32.86 % 52.85 %	67.09 %
1-Jul-11	to 30-Jun-16	DANIDA, World Bank		0.00 0.00	0.00 0.00	0.00 % 0.00 %		Taka Release : 288.00 % of Allocation : 100.00 %	

Project-wise Implementation Status of the project under Ministry of Women and Childrens' Affairs

Reporting Period: July 2012 To June 2013

RADP:2012-13

(Taka in Lakh)

SI No.	Ministry/Division Name Agency Name Project Code and Name		Project Cost	Target and Progress			Cumulative Progress upto Reporting Period		
				Financial		Physical (% of Total Project) A) Target B) Progress	Fin. Total PA (% of Projects Cost)	Physical Progress in %	
	Allocation	Expenditure							
	Implementation Period	Development Partner	A) Total B) Taka C) PA D) RPA	A) Total B) Taka C) PA D) RPA E) CDVAT	A) Total B) Taka C) PA D) RPA E) CDVAT	% of Allocation			
	1	2	3	4	5	6	7	8	9

Executing Agency Total	4,975.81	1,001.00	1,025.61	102.46 %	Taka Release :	326.00
	2,402.52	301.00	296.92	98.64 %	% of Allocation :	108.31 %
	2,573.29	700.00	728.69	104.10 %		
	0.00	0.00	0.00	0.00 %		
		0.00	0.00	0.00 %		

Department of Women Affairs

344	3021-7200	Promotion of Gender Equality between Men and Women and Empowerment of Women.	2,140.72	550.00	548.56	99.74 %	26.00 %	2,070.49	97.09%
			25.12	0.00	0.00	0.00 %	26.00 %	2,045.37	
			2,115.60	550.00	548.56	99.74 %		96.72 %	
			0.00	0.00	0.00	0.00 %		96.68 %	
1-Jan-06	to 31-Dec-13	UNFPA		0.00	0.00	0.00 %			
				0.00	0.00	0.00 %	Taka Release :	0.00	
							% of Allocation :	0.00 %	
345	3021-7340	Building of Infrastructural Facilities in the 5 Divisional City to Protect Women Violence.	6,166.12	1,830.00	1,779.39	97.23 %	30.00 %	3,158.63	34.00%
			6,166.12	1,830.00	1,779.39	97.23 %	9.00 %	0.00	
			0.00	0.00	0.00	0.00 %		51.23 %	
			0.00	0.00	0.00	0.00 %		0.00 %	
1-Jul-07	to 30-Jun-14	Non-Donor Project		0.00	0.00	0.00 %			
				0.00	0.00	0.00 %	Taka Release :	1,830.00	
							% of Allocation :	100.00 %	

Project-wise Implementation Status of the project under Ministry of Women and Childrens' Affairs

Reporting Period: July 2012 To June 2013

RADP:2012-13

(Taka in Lakh)

SI No.	Ministry/Division Name Agency Name Project Code and Name		Project Cost	Target and Progress			Cumulative Progress upto Reporting Period		
				Financial		Physical (% of Total Project) A) Target B) Progress	Fin. Total PA (% of Projects Cost)	Physical Progress in %	
	Allocation	Expenditure							
	Implementation Period	Development Partner	A) Total B) Taka C) PA D) RPA	A) Total B) Taka C) PA D) RPA E) CDVAT	A) Total B) Taka C) PA D) RPA E) CDVAT	% of Allocation			
	1	2	3	4	5	6	7	8	9
346	3021-5130 Day Care Programme for the Children of serviceholder women of middle class and lower class		1,077.60 1,077.60 0.00 0.00	223.00 223.00 0.00 0.00	223.00 223.00 0.00 0.00	100.00 % 100.00 % 0.00 % 0.00 %	21.00 % 21.00 % 0.00 % 0.00 %	646.33 0.00 59.98 % 0.00 %	86.64 %
	1-Jul-09 to 30-Jun-14	Non-Donor Project	0.00	0.00	0.00	0.00 %			
				0.00	0.00	0.00 %	Taka Release : % of Allocation :	223.00 100.00 %	
347	3021-7366 Development of Training Programme in Women Centre at District Level.		1,099.43 1,099.43 0.00 0.00	324.00 324.00 0.00 0.00	301.17 301.17 0.00 0.00	92.95 % 92.95 % 0.00 % 0.00 %	30.00 % 28.00 % 0.00 % 0.00 %	797.48 0.00 72.54 % 0.00 %	72.53 %
	1-Jul-10 to 30-Jun-14	Non-Donor Project	0.00	0.00	0.00	0.00 %			
				0.00	0.00	0.00 %	Taka Release : % of Allocation :	324.00 100.00 %	
348	3021-7379 Training for Disadvantaged Women on Readymade Garments at Shahid Sheikh Fazilatunnesa Mujib Women Training Academy, Jiani, Gazipur.		206.00 0.00 206.00 0.00	59.00 0.00 59.00 0.00	59.13 0.00 59.13 0.00	100.22 % 0.00 % 100.22 % 0.00 %	29.00 % 29.00 % 100.00 % 100.00 %	206.00 206.00 100.00 % 100.00 %	100.00 %
	1-Sep-10 to 30-Jun-13	GTZ	0.00	0.00	0.00	0.00 %			
				0.00	0.00	0.00 %	Taka Release : % of Allocation :	0.00 0.00 %	

Project-wise Implementation Status of the project under Ministry of Women and Childrens' Affairs

Reporting Period: July 2012 To June 2013

RADP:2012-13

(Taka in Lakh)

SI No.	Ministry/Division Name Agency Name Project Code and Name		Project Cost	Target and Progress			Cumulative Progress upto Reporting Period		
				Financial		Physical (% of Total Project) A) Target B) Progress	Fin. Total PA (% of Projects Cost)	Physical Progress in %	
	Allocation	Expenditure							
	Implementation Period	Development Partner	A) Total B) Taka C) PA D) RPA	A) Total B) Taka C) PA D) RPA E) CDVAT	A) Total B) Taka C) PA D) RPA E) CDVAT	% of Allocation			
	1	2	3	4	5	6	7	8	9
349	3021-5270	Establishment of Women and Child Cardiac Unit at National Heart Foundation.	2,490.79 2,490.79 0.00 0.00	400.00 400.00 0.00 0.00	400.00 400.00 0.00 0.00	100.00 % 100.00 % 0.00 % 0.00 %	16.00 % 16.00 % 0.00 % 0.00 %	475.00 0.00 19.07 % 0.00 %	20.00 %
	1-Jan-12 to 31-Dec-15	Non-Donor Project						Taka Release : % of Allocation :	400.00 100.00 %
350	3021-5210	Vertical Expansion of Sheik Fazilatun Nessa Mujib Women's Training Academy.	463.00 463.00 0.00 0.00	229.28 229.28 0.00 0.00	183.08 183.08 0.00 0.00	79.85 % 79.85 % 0.00 % 0.00 %	49.00 % 40.00 % 0.00 % 0.00 %	288.89 0.00 62.40 % 0.00 %	62.47 %
	1-Oct-11 to 30-Sep-13	Non-Donor Project						Taka Release : % of Allocation :	229.28 100.00 %
351	3021-5260	Food and Livelihood Security (FLS).	22,333.18 540.18 21,793.00 0.00	9,060.00 60.00 9,000.00 0.00	8,965.45 51.29 8,914.16 0.00	98.96 % 85.48 % 99.05 % 0.00 %	41.00 % 40.00 % 0.00 % 0.00 %	13,411.83 13,200.32 60.05 % 60.57 %	61.23 %
	1-Jan-12 to 30-Jun-14	EU						Taka Release : % of Allocation :	60.00 100.00 %

Project-wise Implementation Status of the project under Ministry of Women and Childrens' Affairs

Reporting Period: July 2012 To June 2013

RADP:2012-13

(Taka in Lakh)

SI No.	Ministry/Division Name Agency Name Project Code and Name		Project Cost	Target and Progress			Cumulative Progress upto Reporting Period		
				Financial		Physical (% of Total Project) A) Target B) Progress	Fin. Total PA (% of Projects Cost)	Physical Progress in %	
	Allocation	Expenditure							
	Implementation Period	Development Partner	A) Total B) Taka C) PA D) RPA	A) Total B) Taka C) PA D) RPA E) CDVAT	A) Total B) Taka C) PA D) RPA E) CDVAT	% of Allocation			
	1	2	3	4	5	6	7	8	9
352	3021-5015	Establishment of Carrer Women's Hostel Cum Training Centre at Nalitabari Upazilla.	865.00 865.00 0.00 0.00	325.00 325.00 0.00 0.00	325.00 325.00 0.00 0.00	100.00 % 100.00 % 0.00 % 0.00 %	37.59 % 37.59 % 37.57 % 0.00 %	325.00 0.00 37.57 % 0.00 %	37.59 %
1-Jul-12	to 30-Jun-17	Non-Donor Project						Taka Release : % of Allocation :	325.00 100.00 %
Executing Agency Total			36,841.84 12,727.24 24,114.60 0.00	13,000.28 3,391.28 9,609.00 0.00	12,784.78 3,262.93 9,521.85 0.00	98.34 % 96.22 % 99.09 % 0.00 %		Taka Release : % of Allocation :	3,391.28 100.00 %
Bangladesh Shishu Academy									
353	3005-5011	Elementary Education for Child Development.	13,752.09 486.66 13,265.43 0.00	2,370.00 70.00 2,300.00 0.00	2,369.03 69.03 2,300.00 0.00	99.96 % 98.61 % 100.00 % 0.00 %	18.00 % 18.00 % 78.92 % 78.82 %	10,852.59 10,456.30 78.92 % 78.82 %	80.00 %
1-Jul-06	to 31-Dec-13	UNICEF						Taka Release : % of Allocation :	70.00 100.00 %

Project-wise Implementation Status of the project under Ministry of Women and Childrens' Affairs

Reporting Period: July 2012 To June 2013

RADP:2012-13

(Taka in Lakh)

SI No.	Ministry/Division Name Agency Name Project Code and Name		Project Cost	Target and Progress			Cumulative Progress upto Reporting Period		
				Financial		Physical (% of Total Project) A) Target B) Progress	Fin. Total PA (% of Projects Cost)	Physical Progress in %	
				Allocation	Expenditure				
1	2	3	4	5	6	7	8	9	
354	3005-7021	Sisimpur outrich project.	2,257.28 157.28 2,100.00	544.00 44.00 500.00	543.50 43.50 500.00	99.91 % 98.86 % 100.00 %	25.00 % 25.00 %	2,123.64 1,992.04 94.08 % 94.86 %	94.00 %
1-Jan-09 to 31-Dec-13	USAID		0.00	0.00 0.00	0.00 0.00	0.00 % 0.00 %		Taka Release : 44.00 % of Allocation : 100.00 %	
355	3005-7234	Construction of 6 District Section Complex Bhabn Of Bangladesh Sishu Academy.	6,391.00 6,391.00 0.00 0.00	1,171.00 1,171.00 0.00 0.00	1,080.78 1,080.78 0.00 0.00	92.30 % 92.30 % 0.00 % 0.00 %	19.00 % 17.00 %	4,102.61 0.00 64.19 % 0.00 %	65.00 %
1-Jan-10 to 30-Jun-13	Non-Donor Project		0.00	0.00 0.00	0.00 0.00	0.00 % 0.00 %		Taka Release : 1,171.00 % of Allocation : 100.00 %	
Executing Agency Total			22,400.37 7,034.94 15,365.43 0.00	4,085.00 1,285.00 2,800.00 0.00	3,993.31 1,193.31 2,800.00 0.00	97.76 % 92.86 % 100.00 % 0.00 %		Taka Release : 1,285.00 % of Allocation : 100.00 %	

National Women Agency

Project-wise Implementation Status of the project under Ministry of Women and Childrens' Affairs

Reporting Period: July 2012 To June 2013

RADP:2012-13

(Taka in Lakh)

SI No.	Ministry/Division Name Agency Name Project Code and Name		Project Cost	Target and Progress			Cumulative Progress upto Reporting Period		
				Financial		Physical (% of Total Project) A) Target B) Progress	Fin. Total PA (% of Projects Cost)	Physical Progress in %	
	Allocation	Expenditure							
	Implementation Period	Development Partner	A) Total B) Taka C) PA D) RPA	A) Total B) Taka C) PA D) RPA E) CDVAT	A) Total B) Taka C) PA D) RPA E) CDVAT	% of Allocation			
	1	2	3	4	5	6	7	8	9
356	3005-7214 District wise Female Computer Training (2nd phase).		1,675.47	477.00	467.05	97.91 %	29.00 %	1,622.94	96.88 %
			1,675.47	477.00	467.05	97.91 %	28.00 %	0.00	
			0.00	0.00	0.00	0.00 %		96.86 %	
			0.00	0.00	0.00	0.00 %		0.00 %	
	1-Jul-08 to 30-Jun-13	Non-Donor Project	0.00	0.00	0.00	0.00 %			
				0.00	0.00	0.00 %		Taka Release : 477.00	
					0.00	0.00 %		% of Allocation : 100.00 %	
357	3005-7040 Urban Based Women Development Project.		1,880.00	315.00	314.88	99.96 %	17.00 %	670.75	40.43 %
			1,880.00	315.00	314.88	99.96 %	17.00 %	0.00	
			0.00	0.00	0.00	0.00 %		35.68 %	
			0.00	0.00	0.00	0.00 %		0.00 %	
	1-Oct-08 to 30-Sep-15	Non-Donor Project	0.00	0.00	0.00	0.00 %			
				0.00	0.00	0.00 %		Taka Release : 315.00	
					0.00	0.00 %		% of Allocation : 100.00 %	
358	3005-7219 Promotion of Women Entrepreneurship for Economic Empowerment (Phase-2).		1,384.50	293.00	290.97	99.31 %	22.00 %	626.09	41.37 %
			1,384.50	293.00	290.97	99.31 %	21.00 %	0.00	
			0.00	0.00	0.00	0.00 %		45.22 %	
			0.00	0.00	0.00	0.00 %		0.00 %	
	1-Jul-10 to 30-Jun-15	Non-Donor Project	0.00	0.00	0.00	0.00 %			
				0.00	0.00	0.00 %		Taka Release : 293.00	
					0.00	0.00 %		% of Allocation : 100.00 %	

Project-wise Implementation Status of the project under Ministry of Women and Childrens' Affairs

Reporting Period: July 2012 To June 2013

RADP:2012-13

(Taka in Lakh)

SI No.	Ministry/Division Name Agency Name Project Code and Name		Project Cost	Target and Progress			Cumulative Progress upto Reporting Period		
				Financial		Physical (% of Total Project) A) Target B) Progress	Fin. Total PA (% of Projects Cost)	Physical Progress in %	
				Allocation	Expenditure				
1	2	3	4	5	6	7	8	9	
359	3005-7050	Information Up : Empowerment of Women through Information Technology to Build up Digital Bangladesh.	1,202.29	196.00	196.00	100.00 %	17.00 %	331.70	28.02%
			1,202.29	196.00	196.00	100.00 %	17.00 %	0.00	
			0.00	0.00	0.00	0.00 %		27.59 %	
			0.00	0.00	0.00	0.00 %		0.00 %	
1-Jul-11	to 30-Jun-14	Non-Donor Project	0.00	0.00	0.00	0.00 %			
				0.00	0.00	0.00 %	Taka Release : % of Allocation :	196.00 100.00 %	
360	3005-7060	Zilla Complex of National Women Agency.	1,234.23	600.00	582.08	97.01 %	49.00 %	600.30	50.16%
			1,234.23	600.00	582.08	97.01 %	47.00 %	0.00	
			0.00	0.00	0.00	0.00 %		48.64 %	
			0.00	0.00	0.00	0.00 %		0.00 %	
1-Jul-11	to 31-Dec-13	Non-Donor Project	0.00	0.00	0.00	0.00 %			
				0.00	0.00	0.00 %	Taka Release : % of Allocation :	600.00 100.00 %	
Executing Agency Total			7,376.49	1,881.00	1,850.98	98.40 %			
			7,376.49	1,881.00	1,850.98	98.40 %	Taka Release : % of Allocation :	1,881.00 100.00 %	
			0.00	0.00	0.00	0.00 %			
			0.00	0.00	0.00	0.00 %			

Project-wise Implementation Status of the project under Ministry of Women and Childrens' Affairs

Reporting Period: July 2012 To June 2013

RADP:2012-13

(Taka in Lakh)

SI No.	Ministry/Division Name Agency Name Project Code and Name		Project Cost	Target and Progress			Cumulative Progress upto Reporting Period		
				Financial		Physical (% of Total Project) A) Target B) Progress	Fin. Total PA (% of Projects Cost)	Physical Progress in %	
	Allocation	Expenditure							
	Implementation Period	Development Partner	A) Total B) Taka C) PA D) RPA	A) Total B) Taka C) PA D) RPA E) CDVAT	A) Total B) Taka C) PA D) RPA E) CDVAT	% of Allocation			
	1	2	3	4	5	6	7	8	9

Ministry Total	71,594.51	19,967.28	19,654.68	98.43 %	Taka Release : 6,883.28 % of Allocation : 100.36 %
	29,541.19	6,858.28	6,604.14	96.29 %	
	42,053.32	13,109.00	13,050.54	99.55 %	
	0.00	0.00	0.00	0.00 %	
		0.00	0.00	0.00 %	

Project-wise Implementation Status of the project under Ministry of Labour and Employment

Reporting Period: July 2012 To June 2013

RADP:2012-13

(Taka in Lakh)

SI No.	Ministry/Division Name Agency Name Project Code and Name		Project Cost	Target and Progress			Cumulative Progress upto Reporting Period		
				Financial		Physical (% of Total Project) A) Target B) Progress	Fin. Total PA (% of Projects Cost)	Physical Progress in %	
	Allocation	Expenditure							
	Implementation Period	Development Partner	A) Total B) Taka C) PA D) RPA	A) Total B) Taka C) PA D) RPA E) CDVAT	A) Total B) Taka C) PA D) RPA E) CDVAT	% of Allocation			
	1	2	3	4	5	6	7	8	9

Ministry of Labour and Employment

Ministry's Own

361	3101-5051 Promoting Gender Equity and Preventing Violence Against Women Workplace.		361.00 0.00 361.00 0.00	118.00 0.00 118.00 0.00	114.06 0.00 114.06 0.00	96.66 % 0.00 % 96.66 % 0.00 %	40.00 % 39.00 % 98.87 % 98.87 %	356.93 356.93 98.87 % 98.87 %	99.00 %
1-Jan-09 to 30-Jun-13	Non-Donor Project							Taka Release : % of Allocation :	0.00 0.00 %
362	3101-5150 Eradication of Hazardous Child Labour in Bangladesh (Phase-3).		6,313.00 6,313.00 0.00 0.00	1,798.00 1,798.00 0.00 0.00	1,620.71 1,620.71 0.00 0.00	90.14 % 90.14 % 0.00 % 0.00 %	30.00 % 28.00 % 0.00 % 0.00 %	1,774.00 0.00 28.10 % 0.00 %	35.00 %
1-Nov-10 to 30-Jun-14	Non-Donor Project							Taka Release : % of Allocation :	1,700.00 94.55 %
363	3101-5230 Northern Areas Reduction of Poverty Initiative (NARI).		32,627.00 7,770.00 24,857.00 0.00	5,600.00 0.00 5,600.00 0.00	4,967.83 0.00 4,967.83 0.00	88.71 % 0.00 % 88.71 % 0.00 %	20.00 % 6.00 % 19.99 % 0.00 %	4,967.83 4,967.83 15.23 % 19.99 %	6.00 %
1-Jan-12 to 31-Dec-15	ADB							Taka Release : % of Allocation :	0.00 0.00 %

Project-wise Implementation Status of the project under Ministry of Labour and Employment

Reporting Period: July 2012 To June 2013

RADP:2012-13

(Taka in Lakh)

SI No.	Ministry/Division Name Agency Name Project Code and Name		Project Cost	Target and Progress			Cumulative Progress upto Reporting Period		
				Financial		Physical (% of Total Project) A) Target B) Progress	Fin. Total PA (% of Projects Cost)	Physical Progress in %	
	Allocation	Expenditure							
	Implementation Period	Development Partner	A) Total B) Taka C) PA D) RPA	A) Total B) Taka C) PA D) RPA E) CDVAT	A) Total B) Taka C) PA D) RPA E) CDVAT	% of Allocation			
	1	2	3	4	5	6	7	8	9

Executing Agency Total

39,301.00	7,516.00	6,702.60	89.18 %
14,083.00	1,798.00	1,620.71	90.14 %
25,218.00	5,718.00	5,081.89	88.88 %
0.00	0.00	0.00	0.00 %
	0.00	0.00	0.00 %

Taka Release :	1,700.00
% of Allocation :	94.55 %

Directorate of Labour

364	3141-5011	Strengthening of Compliance Level of Labour value chain in Bangladesh.	Laws Across the Shrimp	501.00	95.00	94.58	99.56 %	20.00 %	184.58	35.00 %
				82.00	0.00	0.00	0.00 %	15.00 %	184.58	
				419.00	95.00	94.58	99.56 %		36.84 %	
				0.00	0.00	0.00	0.00 %		44.05 %	

1-Jul-11 to 30-Jun-14

UNIDO

0.00	0.00	0.00	0.00 %
	0.00	0.00	0.00 %

Taka Release :	0.00
% of Allocation :	0.00 %

365	3141-5010	Reconstruction and Modernization of 22 Labour Welfare Centres Project.	3 Industrial Relations Institutes and	1,215.00	150.00	149.59	99.73 %	14.00 %	149.59	13.00 %
				1,215.00	150.00	149.59	99.73 %	13.00 %	0.00	
				0.00	0.00	0.00	0.00 %		12.31 %	
				0.00	0.00	0.00	0.00 %		0.00 %	

1-Jul-11 to 30-Jun-14

Non-Donor Project

0.00	0.00	0.00	0.00 %
	0.00	0.00	0.00 %

Taka Release :	150.00
% of Allocation :	100.00 %

Project-wise Implementation Status of the project under Ministry of Labour and Employment

Reporting Period: July 2012 To June 2013

RADP:2012-13

(Taka in Lakh)

SI No.	Ministry/Division Name Agency Name Project Code and Name		Project Cost	Target and Progress			Cumulative Progress upto Reporting Period		
				Financial		Physical (% of Total Project) A) Target B) Progress	Fin. Total PA (% of Projects Cost)	Physical Progress in %	
	Allocation	Expenditure							
	Implementation Period	Development Partner	A) Total B) Taka C) PA D) RPA	A) Total B) Taka C) PA D) RPA E) CDVAT	A) Total B) Taka C) PA D) RPA E) CDVAT	% of Allocation			
	1	2	3	4	5	6	7	8	9

Executing Agency Total	1,716.00	245.00	244.17	99.66 %	Taka Release :	150.00
	1,297.00	150.00	149.59	99.73 %	% of Allocation :	100.00 %
	419.00	95.00	94.58	99.56 %		
	0.00	0.00	0.00	0.00 %		
		0.00	0.00	0.00 %		

Inspector of Factories

366	3143-5010	Establishment of 5 Zonal and 4 Regional Offices and Modernization & Strengthening of Factories & Institutions Inspection Directorate.	2,499.00	302.00	301.27	99.76 %	15.00 %	301.27	15.00 %
			2,499.00	302.00	301.27	99.76 %	15.00 %	0.00	
			0.00	0.00	0.00	0.00 %		12.06 %	
			0.00	0.00	0.00	0.00 %		0.00 %	
1-Jul-11	to 30-Jun-13	Non-Donor Project							
				0.00	0.00	0.00 %			
					0.00	0.00 %			
							Taka Release :	302.00	
							% of Allocation :	100.00 %	

Executing Agency Total	2,499.00	302.00	301.27	99.76 %	Taka Release :	302.00
	2,499.00	302.00	301.27	99.76 %	% of Allocation :	100.00 %
	0.00	0.00	0.00	0.00 %		
	0.00	0.00	0.00	0.00 %		
		0.00	0.00	0.00 %		

Project-wise Implementation Status of the project under Ministry of Labour and Employment

Reporting Period: July 2012 To June 2013

RADP:2012-13

(Taka in Lakh)

SI No.	Ministry/Division Name Agency Name Project Code and Name		Project Cost	Target and Progress			Cumulative Progress upto Reporting Period		
				Financial		Physical (% of Total Project) A) Target B) Progress	Fin. Total PA (% of Projects Cost)	Physical Progress in %	
	Allocation	Expenditure							
	Implementation Period	Development Partner	A) Total B) Taka C) PA D) RPA	A) Total B) Taka C) PA D) RPA E) CDVAT	A) Total B) Taka C) PA D) RPA E) CDVAT	% of Allocation			
	1	2	3	4	5	6	7	8	9

Ministry Total	43,516.00	8,063.00	7,248.04	89.89 %	Taka Release :	2,152.00
	17,879.00	2,250.00	2,071.57	92.07 %	% of Allocation :	95.64 %
	25,637.00	5,813.00	5,176.47	89.05 %		
	0.00	0.00	0.00	0.00 %		
		0.00	0.00	0.00 %		

Project-wise Implementation Status of the project under Ministry of Housing and Public Works

Reporting Period: July 2012 To June 2013

RADP:2012-13

(Taka in Lakh)

SI No.	Ministry/Division Name Agency Name Project Code and Name		Project Cost	Target and Progress			Cumulative Progress upto Reporting Period		
				Financial		Physical (% of Total Project) A) Target B) Progress	Fin. Total PA (% of Projects Cost)	Physical Progress in %	
	Allocation	Expenditure							
	Implementation Period	Development Partner	A) Total B) Taka C) PA D) RPA	A) Total B) Taka C) PA D) RPA E) CDVAT	A) Total B) Taka C) PA D) RPA E) CDVAT	% of Allocation			
	1	2	3	4	5	6	7	8	9

Ministry of Housing and Public Works

Department of Urban Development

367	3235-5011	Preparation of Structure Plan and Action Area Plan for Madaripur and Rajir Upazillas of Madaripur District.	190.00	42.52	41.75	98.19 %	25.00 %	41.75	25.00 %
			190.00	42.52	41.75	98.19 %	25.00 %	0.00	
			0.00	0.00	0.00	0.00 %		21.97 %	
			0.00	0.00	0.00	0.00 %		0.00 %	
1-Jan-13	to 30-Jun-14	Non-Donor Project							
				0.00	0.00	0.00 %			
					0.00	0.00 %			
								Taka Release :	42.50
								% of Allocation :	99.95 %

Executing Agency Total

			190.00	42.52	41.75	98.19 %			
			190.00	42.52	41.75	98.19 %			
			0.00	0.00	0.00	0.00 %			
			0.00	0.00	0.00	0.00 %			
								Taka Release :	42.50
								% of Allocation :	99.95 %

Public Works Department

368	3251-5030	Engineering Staff College, Bangladesh (2nd phase)	2,250.18	783.00	782.47	99.93 %	35.31 %	2,238.10	100.00 %
			2,250.18	783.00	782.47	99.93 %	35.31 %	0.00	
			0.00	0.00	0.00	0.00 %		99.46 %	
			0.00	0.00	0.00	0.00 %		0.00 %	
1-Jul-09	to 30-Jun-13	Non-Donor Project							
				0.00	0.00	0.00 %			
					0.00	0.00 %			
								Taka Release :	782.47
								% of Allocation :	99.93 %

Project-wise Implementation Status of the project under Ministry of Housing and Public Works

Reporting Period: July 2012 To June 2013

RADP:2012-13

(Taka in Lakh)

SI No.	Ministry/Division Name Agency Name Project Code and Name		Project Cost	Target and Progress			Cumulative Progress upto Reporting Period		
				Financial		Physical (% of Total Project) A) Target B) Progress	Fin. Total PA (% of Projects Cost)	Physical Progress in %	
	Allocation	Expenditure							
	Implementation Period	Development Partner	A) Total B) Taka C) PA D) RPA	A) Total B) Taka C) PA D) RPA E) CDVAT	A) Total B) Taka C) PA D) RPA E) CDVAT	% of Allocation			
	1	2	3	4	5	6	7	8	9
369	3251-5040	Construction of 448 Flat for Government Employees of Bangladesh National Parliament Secretariate (inclusive of 24 Nos. Earmarked for PWD) at Sher-e-Bangla Nagar, Dhaka,	16,421.93 16,421.93 0.00 0.00	215.00 215.00 0.00 0.00	215.00 215.00 0.00 0.00	100.00 % 100.00 % 0.00 % 0.00 %	3.20 % 3.20 % 0.00 % 0.00 %	243.06 0.00 1.48 % 0.00 %	3.37 %
	1-Jul-11 to 30-Jun-14	Non-Donor Project	0.00	0.00	0.00	0.00 %			
				0.00	0.00	0.00 %	Taka Release : % of Allocation :	215.00 100.00 %	
370	3251-5050	Construction of High Rise Residential Building the Hon'ble Justices of Supreme Court.	14,107.71 14,107.71 0.00 0.00	347.50 347.50 0.00 0.00	347.50 347.50 0.00 0.00	100.00 % 100.00 % 0.00 % 0.00 %	3.54 % 3.54 % 0.00 % 0.00 %	417.50 0.00 2.96 % 0.00 %	4.04 %
	1-Jan-12 to 31-Dec-13	Non-Donor Project	0.00	0.00	0.00	0.00 %			
				0.00	0.00	0.00 %	Taka Release : % of Allocation :	347.50 100.00 %	
371	3251-5060	Capacity Building of in Construction of Government Building Restrofitting Works through Natural Disasters Tolerance Technology.	2,515.60 177.14 2,338.46 0.00	994.00 44.00 950.00 0.00	994.00 44.00 950.00 0.00	100.00 % 100.00 % 100.00 % 0.00 %	40.00 % 40.00 % 40.00 % 0.00 %	1,257.99 950.00 50.01 % 40.63 %	50.50 %
	1-Jan-11 to 31-Dec-15	JBIC	0.00	0.00	0.00	0.00 %			
				3.00	0.00	0.00 %	Taka Release : % of Allocation :	44.00 100.00 %	

Project-wise Implementation Status of the project under Ministry of Housing and Public Works

Reporting Period: July 2012 To June 2013

RADP:2012-13

(Taka in Lakh)

SI No.	Ministry/Division Name Agency Name Project Code and Name		Project Cost	Target and Progress			Cumulative Progress upto Reporting Period		
				Financial		Physical (% of Total Project) A) Target B) Progress	Fin. Total PA (% of Projects Cost)	Physical Progress in %	
	Allocation	Expenditure							
	Implementation Period	Development Partner	A) Total B) Taka C) PA D) RPA	A) Total B) Taka C) PA D) RPA E) CDVAT	A) Total B) Taka C) PA D) RPA E) CDVAT	% of Allocation			
	1	2	3	4	5	6	7	8	9
372	3251-5014	Vertical Extension of Engineers Institution of Bangladesh (IEB) Building (from 8th upto 14th Floor).	2,231.19 2,231.19 0.00	150.00 150.00 0.00	149.37 149.37 0.00	99.58 % 99.58 % 0.00 %	9.00 % 9.00 % 0.00 %	149.37 0.00 6.69 % 0.00 %	9.00 % 9.00 % 0.00 %
	1-Jul-12 to 30-Jun-14	Non-Donor Project	0.00	0.00	0.00	0.00 %			
				0.00	0.00	0.00 %		Taka Release : 150.00 % of Allocation : 100.00 %	
373	3251-5011	Vertical Extension of Central Building Complex of Institution of Diploma Engineers.	2,082.60 2,082.60 0.00	150.00 150.00 0.00	150.00 150.00 0.00	100.00 % 100.00 % 0.00 %	8.00 % 8.00 % 0.00 %	150.00 0.00 7.20 % 0.00 %	8.00 % 8.00 % 0.00 %
	1-Jul-12 to 30-Jun-14	Non-Donor Project	0.00	0.00	0.00	0.00 %			
				0.00	0.00	0.00 %		Taka Release : 150.00 % of Allocation : 100.00 %	
Executing Agency Total			39,609.21 37,270.75 2,338.46 0.00	2,639.50 1,689.50 950.00 0.00	2,638.34 1,688.34 950.00 0.00	99.96 % 99.93 % 100.00 % 0.00 %		Taka Release : 1,688.97 % of Allocation : 99.97 %	

Chittagong Development Authority

Project-wise Implementation Status of the project under Ministry of Housing and Public Works

Reporting Period: July 2012 To June 2013

RADP:2012-13

(Taka in Lakh)

SI No.	Ministry/Division Name Agency Name Project Code and Name		Project Cost	Target and Progress			Cumulative Progress upto Reporting Period		
				Financial		Physical (% of Total Project) A) Target B) Progress	Fin. Total PA (% of Projects Cost)	Physical Progress in %	
	Allocation	Expenditure							
	Implementation Period	Development Partner	A) Total B) Taka C) PA D) RPA	A) Total B) Taka C) PA D) RPA E) CDVAT	A) Total B) Taka C) PA D) RPA E) CDVAT	% of Allocation			
	1	2	3	4	5	6	7	8	9
374	3205-7200	Development and Expansion of the Road from Chittagong to Kapasgola (Goni Bekari Janshan to Bahddar Janshan)	9,010.23 9,010.23 0.00 0.00	1,700.00 1,700.00 0.00 0.00	1,700.00 1,700.00 0.00 0.00	100.00 % 100.00 % 0.00 % 0.00 %	23.00 % 23.00 % 0.00 % 0.00 %	5,398.50 0.00 59.92 % 0.00 %	98.00 %
	1-Jul-09 to 30-Jun-13	Non-Donor Project	0.00	0.00	0.00	0.00 %			
				0.00	0.00	0.00 %	Taka Release : % of Allocation :	1,700.00 100.00 %	
375	3205-7260	Construction of Flyover in Muradpur, 2 no. Gate and GEC Junction.	15,070.57 15,070.57 0.00 0.00	5.00 5.00 0.00 0.00	0.00 0.00 0.00 0.00	0.00 % 0.00 % 0.00 % 0.00 %	1.00 % 0.00 % 0.00 % 0.00 %	100.00 0.00 0.66 % 0.00 %	1.00 %
	1-Jul-10 to 30-Jun-13	Non-Donor Project	0.00	0.00	0.00	0.00 %			
				0.00	0.00	0.00 %	Taka Release : % of Allocation :	0.00 0.00 %	
376	3205-7280	Construction of Flyover at Kadamtoli Junction.	5,889.91 5,889.91 0.00 0.00	500.00 500.00 0.00 0.00	500.00 500.00 0.00 0.00	100.00 % 100.00 % 0.00 % 0.00 %	25.00 % 25.00 % 0.00 % 0.00 %	850.00 0.00 14.43 % 0.00 %	35.00 %
	30-Jun-10 to 30-Jun-14	Non-Donor Project	0.00	0.00	0.00	0.00 %			
				0.00	0.00	0.00 %	Taka Release : % of Allocation :	500.00 100.00 %	

Project-wise Implementation Status of the project under Ministry of Housing and Public Works

Reporting Period: July 2012 To June 2013

RADP:2012-13

(Taka in Lakh)

SI No.	Ministry/Division Name Agency Name Project Code and Name		Project Cost	Target and Progress			Cumulative Progress upto Reporting Period		
				Financial		Physical (% of Total Project) A) Target B) Progress	Fin. Total PA (% of Projects Cost)	Physical Progress in %	
	Allocation	Expenditure							
	Implementation Period	Development Partner	A) Total B) Taka C) PA D) RPA	A) Total B) Taka C) PA D) RPA E) CDVAT	A) Total B) Taka C) PA D) RPA E) CDVAT	% of Allocation			
	1	2	3	4	5	6	7	8	9
377	3205-7300 Widening & Improvement of Pathantuli Road (from D.T. Road Junction to Sheikh Mujib Road).		4,038.90 4,038.90 0.00	1,400.00 1,400.00 0.00	1,400.00 1,400.00 0.00	100.00 % 100.00 % 0.00 %	35.00 % 35.00 % 0.00 %	2,200.00 0.00 54.47 % 0.00 %	95.00%
	1-Jul-10 to 30-Jun-14	Non-Donor Project	0.00	0.00	0.00	0.00 %			
				0.00	0.00	0.00 %	Taka Release : % of Allocation :	1,400.00 100.00 %	
378	3205-7290 Widening & Improvement of Hathazari Road (from Olikha Mosque to Muradpur Junction).		6,191.50 6,191.50 0.00	1,962.50 1,962.50 0.00	1,962.50 1,962.50 0.00	100.00 % 100.00 % 0.00 %	30.00 % 30.00 % 0.00 %	3,462.00 0.00 55.92 % 0.00 %	63.14%
	1-Jan-10 to 30-Jun-14	Non-Donor Project	0.00	0.00	0.00	0.00 %			
				0.00	0.00	0.00 %	Taka Release : % of Allocation :	1,962.50 100.00 %	
379	3205-9990 Widening & Improvement of Dhaka Trunk Road (from Dewan Hat Junction to Alanker Junction).		9,500.09 9,500.09 0.00	2,000.00 2,000.00 0.00	2,000.00 2,000.00 0.00	100.00 % 100.00 % 0.00 %	15.00 % 15.00 % 0.00 %	3,450.00 0.00 36.32 % 0.00 %	85.00%
	1-Apr-11 to 30-Jun-14	Non-Donor Project	0.00	0.00	0.00	0.00 %			
				0.00	0.00	0.00 %	Taka Release : % of Allocation :	2,000.00 100.00 %	

Project-wise Implementation Status of the project under Ministry of Housing and Public Works

Reporting Period: July 2012 To June 2013

RADP:2012-13

(Taka in Lakh)

SI No.	Ministry/Division Name Agency Name Project Code and Name		Project Cost A) Total B) Taka C) PA D) RPA	Target and Progress			Cumulative Progress upto Reporting Period		
				Financial		Physical (% of Total Project) A) Target B) Progress	Fin. Total PA (% of Projects Cost)	Physical Progress in %	
	Allocation	Expenditure							
1	2	3	4	5	6	7	8	9	
380	3205-9991	Chittagong City Outer Ring Road (from Patenga to Sagorica).	85,629.00 17,518.00 68,111.00	2,100.00 1,000.00 1,100.00	1,800.00 1,000.00 800.00	85.71 % 100.00 % 72.73 %	15.00 % 15.00 %	4,782.00 3,400.00 5.58 % 4.99 %	30.00 %
1-Jan-11 to 31-Dec-14	JICA		0.00	700.00 0.00	700.00 0.00	100.00 % 0.00 %		Taka Release : 1,000.00 % of Allocation : 100.00 %	
381	3205-0046	Development of Kalpalok Residential area at Bakalia (2nd Phase).	27,706.36 27,706.36 0.00 0.00	42.34 42.34 0.00 0.00	42.34 42.34 0.00 0.00	100.00 % 100.00 % 0.00 % 0.00 %	1.00 % 1.00 %	18,861.73 0.00 68.08 % 0.00 %	71.00 %
1-Apr-05 to 31-Dec-13	Non-Donor Project		0.00	0.00 0.00	0.00 0.00	0.00 % 0.00 %		Taka Release : 42.34 % of Allocation : 100.00 %	
382	3205-0053	Extension & Renovation of CDA Bipani Bitan .	3,064.30 3,064.30 0.00 0.00	126.48 126.48 0.00 0.00	126.48 126.48 0.00 0.00	100.00 % 100.00 % 0.00 % 0.00 %	20.00 % 20.00 %	181.66 0.00 5.93 % 0.00 %	22.00 %
1-Jan-09 to 31-Dec-14	Non-Donor Project		0.00	0.00 0.00	0.00 0.00	0.00 % 0.00 %		Taka Release : 126.48 % of Allocation : 100.00 %	

Project-wise Implementation Status of the project under Ministry of Housing and Public Works

Reporting Period: July 2012 To June 2013

RADP:2012-13

(Taka in Lakh)

SI No.	Ministry/Division Name Agency Name Project Code and Name		Project Cost	Target and Progress			Cumulative Progress upto Reporting Period		
				Financial		Physical (% of Total Project) A) Target B) Progress	Fin. Total PA (% of Projects Cost)	Physical Progress in %	
	Allocation	Expenditure							
1	Implementation Period	2 Development Partner	A) Total B) Taka C) PA D) RPA	A) Total B) Taka C) PA D) RPA E) CDVAT	A) Total B) Taka C) PA D) RPA E) CDVAT	% of Allocation	7	8	9
383	3205-0047	Development of Annaya Residential area at Kulgaon.	37,602.04	4,431.39	4,431.39	100.00 %	15.00 %	31,409.81	87.00%
			37,602.04	4,431.39	4,431.39	100.00 %	15.00 %	0.00	
			0.00	0.00	0.00	0.00 %		83.53 %	
			0.00	0.00	0.00	0.00 %		0.00 %	
1-Jul-05	to 30-Jun-14	Non-Donor Project	0.00	0.00	0.00	0.00 %			
				0.00	0.00	0.00 %		Taka Release : 4,431.39	
					0.00	0.00 %		% of Allocation : 100.00 %	
384	3205-0048	Construction of Multistoried Commercial Building at Bipani Bitan, Chittagong.	4,539.42	586.67	586.67	100.00 %	35.00 %	3,035.94	90.00%
			4,539.42	586.67	586.67	100.00 %	35.00 %	0.00	
			0.00	0.00	0.00	0.00 %		66.88 %	
			0.00	0.00	0.00	0.00 %		0.00 %	
1-Jul-05	to 30-Jun-14	Non-Donor Project	0.00	0.00	0.00	0.00 %			
				0.00	0.00	0.00 %		Taka Release : 586.67	
					0.00	0.00 %		% of Allocation : 100.00 %	
385	3205-0049	Construction of Kutcha bazaar & apartment Complex at Kazirdewri.	0.00	90.53	90.53	100.00 %	15.00 %	1,456.55	47.00%
			0.00	90.53	90.53	100.00 %	15.00 %	0.00	
			0.00	0.00	0.00	0.00 %		0.00 %	
			0.00	0.00	0.00	0.00 %		0.00 %	
1-Jan-08	to 31-Dec-14	Non-Donor Project	0.00	0.00	0.00	0.00 %			
				0.00	0.00	0.00 %		Taka Release : 90.53	
					0.00	0.00 %		% of Allocation : 100.00 %	

Project-wise Implementation Status of the project under Ministry of Housing and Public Works

Reporting Period: July 2012 To June 2013

RADP:2012-13

(Taka in Lakh)

SI No.	Ministry/Division Name Agency Name Project Code and Name		Project Cost	Target and Progress			Cumulative Progress upto Reporting Period		
				Financial		Physical (% of Total Project) A) Target B) Progress	Fin. Total PA (% of Projects Cost)	Physical Progress in %	
	Allocation	Expenditure							
	Implementation Period	Development Partner	A) Total B) Taka C) PA D) RPA	A) Total B) Taka C) PA D) RPA E) CDVAT	A) Total B) Taka C) PA D) RPA E) CDVAT	% of Allocation			
	1	2	3	4	5	6	7	8	9
386	3205-0050	Construction of Dormitory for working women and commercial building at Saltgola (for Women garment labors involved in CEPZ).	9,207.10 9,207.10 0.00	757.80 757.80 0.00	757.80 757.80 0.00	100.00 % 100.00 % 0.00 %	20.00 % 20.00 % 0.00 %	1,249.14 0.00 13.57 % 0.00 %	28.00 %
	1-Mar-08 to 30-Jun-14	Non-Donor Project	0.00	0.00	0.00	0.00 %			
				0.00	0.00	0.00 %	Taka Release : % of Allocation :	757.80 100.00 %	
387	3205-0051	Construction of CDA officer's quarter at Mehedibag residential area.	1,803.84 1,803.84 0.00	535.18 535.18 0.00	535.18 535.18 0.00	100.00 % 100.00 % 0.00 %	50.00 % 50.00 % 0.00 %	1,326.10 0.00 73.52 % 0.00 %	95.00 %
	1-Jan-09 to 31-Dec-13	Non-Donor Project	0.00	0.00	0.00	0.00 %			
				0.00	0.00	0.00 %	Taka Release : % of Allocation :	535.18 100.00 %	
388	3205-0052	Construction of Flyover at Bahaddarhat Junction .	12,056.85 12,056.85 0.00	1,858.18 1,858.18 0.00	1,858.18 1,858.18 0.00	100.00 % 100.00 % 0.00 %	40.00 % 40.00 % 0.00 %	7,466.73 0.00 61.93 % 0.00 %	94.00 %
	1-Jan-10 to 31-Dec-13	Non-Donor Project	0.00	0.00	0.00	0.00 %			
				0.00	0.00	0.00 %	Taka Release : % of Allocation :	1,858.18 100.00 %	

Project-wise Implementation Status of the project under Ministry of Housing and Public Works

Reporting Period: July 2012 To June 2013

RADP:2012-13

(Taka in Lakh)

SI No.	Ministry/Division Name Agency Name Project Code and Name		Project Cost	Target and Progress			Cumulative Progress upto Reporting Period		
				Financial		Physical (% of Total Project) A) Target B) Progress	Fin. Total PA (% of Projects Cost)	Physical Progress in %	
	Allocation	Expenditure							
	Implementation Period	Development Partner	A) Total B) Taka C) PA D) RPA	A) Total B) Taka C) PA D) RPA E) CDVAT	A) Total B) Taka C) PA D) RPA E) CDVAT	% of Allocation			
	1	2	3	4	5	6	7	8	9
389	3205-0075	Repair and Development of Arkan Road.	2,475.87 2,475.87 0.00 0.00	1,655.88 1,655.88 0.00 0.00	1,665.88 1,665.88 0.00 0.00	100.60 % 100.60 % 0.00 % 0.00 %	85.00 % 85.00 % 71.61 % 0.00 %	1,772.91 0.00 71.61 % 0.00 %	91.00 % 0.00 % 0.00 % 0.00 %
	1-Jan-11 to 30-Jun-14	Non-Donor Project	0.00	0.00	0.00	0.00 %			
				0.00	0.00	0.00 %	Taka Release : % of Allocation :	0.00 0.00 %	
390	3205-0076	Construction of CDA Squire at Nasirabad, Chittagong.	15,319.43 15,319.43 0.00 0.00	83.84 83.84 0.00 0.00	83.83 83.83 0.00 0.00	99.99 % 99.99 % 0.00 % 0.00 %	25.00 % 25.00 % 0.55 % 0.00 %	83.83 0.00 0.55 % 0.00 %	25.00 % 0.00 % 0.55 % 0.00 %
	1-Nov-11 to 30-Jun-14	Non-Donor Project	0.00	0.00	0.00	0.00 %			
				0.00	0.00	0.00 %	Taka Release : % of Allocation :	0.00 0.00 %	
Executing Agency Total			249,105.40 180,994.40 68,111.00 0.00	19,835.79 18,735.79 1,100.00 700.00 0.00	19,540.78 18,740.78 800.00 700.00 0.00	98.51 % 100.03 % 72.73 % 100.00 % 0.00 %	Taka Release : % of Allocation :	16,991.07 90.69 %	

Khulna Development Authority

Project-wise Implementation Status of the project under Ministry of Housing and Public Works

Reporting Period: July 2012 To June 2013

RADP:2012-13

(Taka in Lakh)

SI No.	Ministry/Division Name Agency Name Project Code and Name		Project Cost	Target and Progress			Cumulative Progress upto Reporting Period		
				Financial		Physical (% of Total Project) A) Target B) Progress	Fin. Total PA (% of Projects Cost)	Physical Progress in %	
	Allocation	Expenditure							
	Implementation Period	Development Partner	A) Total B) Taka C) PA D) RPA	A) Total B) Taka C) PA D) RPA E) CDVAT	A) Total B) Taka C) PA D) RPA E) CDVAT	% of Allocation			
	1	2	3	4	5	6	7	8	9
391	3205-7240	Creation a Detailed Area Plan of Master Plan Area of Khulna	609.41 609.41 0.00 0.00	144.50 144.50 0.00 0.00	144.50 144.50 0.00 0.00	100.00 % 100.00 % 0.00 % 0.00 %	25.00 % 25.00 % 0.00 % 0.00 %	404.48 0.00 66.37 % 0.00 %	80.00 %
	1-Jan-09 to 30-Jun-14	Non-Donor Project						Taka Release : % of Allocation :	144.50 100.00 %
392	3205-0054	Construction of Commercial Complex at Nirala Residential Area, Khulna.	1,006.00 1,006.00 0.00 0.00	0.79 0.79 0.00 0.00	0.79 0.79 0.00 0.00	100.00 % 100.00 % 0.00 % 0.00 %	5.00 % 5.00 % 0.00 % 0.00 %	82.65 0.00 8.22 % 0.00 %	30.00 %
	1-Jul-10 to 30-Jun-14	Non-Donor Project						Taka Release : % of Allocation :	0.79 100.00 %
393	3205-0055	Construction of KDA Annex Building.	1,668.84 1,668.84 0.00 0.00	0.64 0.64 0.00 0.00	0.64 0.64 0.00 0.00	100.00 % 100.00 % 0.00 % 0.00 %	5.00 % 5.00 % 0.00 % 0.00 %	143.40 0.00 8.59 % 0.00 %	30.00 %
	1-Jul-10 to 30-Jun-14	Non-Donor Project						Taka Release : % of Allocation :	0.64 100.00 %

Project-wise Implementation Status of the project under Ministry of Housing and Public Works

Reporting Period: July 2012 To June 2013

RADP:2012-13

(Taka in Lakh)

SI No.	Ministry/Division Name Agency Name Project Code and Name		Project Cost	Target and Progress			Cumulative Progress upto Reporting Period		
				Financial		Physical (% of Total Project) A) Target B) Progress	Fin. Total PA (% of Projects Cost)	Physical Progress in %	
	Allocation	Expenditure							
	Implementation Period	Development Partner	A) Total B) Taka C) PA D) RPA	A) Total B) Taka C) PA D) RPA E) CDVAT	A) Total B) Taka C) PA D) RPA E) CDVAT	% of Allocation			
	1	2	3	4	5	6	7	8	9
394	3205-0056	Details Survey, Plan & Design works for Modernization of KDA New Market and Surrounding Area.	117.00 117.00 0.00 0.00	104.54 104.54 0.00 0.00	104.54 104.54 0.00 0.00	100.00 % 100.00 % 0.00 % 0.00 %	85.00 % 85.00 % 0.00 % 0.00 %	105.90 0.00 90.51 % 0.00 %	100.00 %
	1-Jul-10 to 30-Jun-13	Non-Donor Project	0.00	0.00	0.00	0.00 %			
			0.00	0.00	0.00	0.00 %	Taka Release : % of Allocation :	104.54 100.00 %	
395	3205-0057	Development of Ahsanabad Residential Area.	12,511.02 12,511.02 0.00 0.00	74.41 74.41 0.00 0.00	74.41 74.41 0.00 0.00	100.00 % 100.00 % 0.00 % 0.00 %	3.00 % 3.00 % 0.00 % 0.00 %	74.41 0.00 0.59 % 0.00 %	3.00 %
	1-Jul-10 to 30-Jun-15	Non-Donor Project	0.00	0.00	0.00	0.00 %			
			0.00	0.00	0.00	0.00 %	Taka Release : % of Allocation :	74.41 100.00 %	
396	3205-0058	Construction of KDA Rest House Project.	401.57 401.57 0.00 0.00	6.61 6.61 0.00 0.00	6.61 6.61 0.00 0.00	100.00 % 100.00 % 0.00 % 0.00 %	2.00 % 2.00 % 0.00 % 0.00 %	6.61 0.00 1.65 % 0.00 %	2.00 %
	1-Jan-13 to 31-Dec-15	Non-Donor Project	0.00	0.00	0.00	0.00 %			
			0.00	0.00	0.00	0.00 %	Taka Release : % of Allocation :	6.61 100.00 %	

Project-wise Implementation Status of the project under Ministry of Housing and Public Works

Reporting Period: July 2012 To June 2013

RADP:2012-13

(Taka in Lakh)

SI No.	Ministry/Division Name Agency Name Project Code and Name		Project Cost	Target and Progress			Cumulative Progress upto Reporting Period		
				Financial		Physical (% of Total Project) A) Target B) Progress	Fin. Total PA (% of Projects Cost)	Physical Progress in %	
	Allocation	Expenditure							
	Implementation Period	Development Partner	A) Total B) Taka C) PA D) RPA	A) Total B) Taka C) PA D) RPA E) CDVAT	A) Total B) Taka C) PA D) RPA E) CDVAT	% of Allocation			
	1	2	3	4	5	6	7	8	9
397	3205-0059	Construction of KDA Water World.	842.00 842.00 0.00 0.00	2.00 2.00 0.00 0.00	0.34 0.34 0.00 0.00	17.00 % 17.00 % 0.00 % 0.00 %	0.00 % 0.00 % 0.04 % 0.00 %	0.34 0.00 0.04 % 0.00 %	0.00 %
	1-Jul-12 to 30-Jun-14	Non-Donor Project						Taka Release : 0.34 % of Allocation : 17.00 %	
398	3205-0060	Construction of Digital Archives and Management Software.	168.75 168.75 0.00 0.00	0.38 0.38 0.00 0.00	0.38 0.38 0.00 0.00	100.00 % 100.00 % 0.00 % 0.00 %	2.00 % 2.00 % 0.00 % 0.00 %	0.38 0.00 0.23 % 0.00 %	2.00 %
	1-Jul-12 to 30-Jun-13	Non-Donor Project						Taka Release : 0.38 % of Allocation : 100.00 %	
Executing Agency Total			17,324.59 17,324.59 0.00 0.00	333.87 333.87 0.00 0.00	332.21 332.21 0.00 0.00	99.50 % 99.50 % 0.00 % 0.00 %		Taka Release : 332.21 % of Allocation : 99.50 %	

Rajshahi Development Authority

Project-wise Implementation Status of the project under Ministry of Housing and Public Works

Reporting Period: July 2012 To June 2013

RADP:2012-13

(Taka in Lakh)

SI No.	Ministry/Division Name Agency Name Project Code and Name		Project Cost	Target and Progress			Cumulative Progress upto Reporting Period		
				Financial		Physical (% of Total Project) A) Target B) Progress	Fin. Total PA (% of Projects Cost)	Physical Progress in %	
	Allocation	Expenditure							
	Implementation Period	Development Partner	A) Total B) Taka C) PA D) RPA	A) Total B) Taka C) PA D) RPA E) CDVAT	A) Total B) Taka C) PA D) RPA E) CDVAT	% of Allocation			
	1	2	3	4	5	6	7	8	9
399	3205-6010	Construction of two link Road between Khulna-Jessor City Bypass Road	4,567.43 4,567.43 0.00 0.00	2,173.00 2,173.00 0.00 0.00	2,161.86 2,161.86 0.00 0.00	99.49 % 99.49 % 0.00 % 0.00 %	30.00 % 30.00 % 0.00 % 0.00 %	4,556.51 0.00 99.76 % 0.00 %	100.00 %
	1-Jul-07 to 30-Jun-13	Non-Donor Project	0.00	0.00	0.00	0.00 %			
				0.00	0.00	0.00 %	Taka Release : % of Allocation :	2,172.46 99.98 %	
400	3205-7935	Construction of Road from Shaheb Bazar to Gourhanga	4,530.88 4,530.88 0.00 0.00	1,735.00 1,735.00 0.00 0.00	1,735.00 1,735.00 0.00 0.00	100.00 % 100.00 % 0.00 % 0.00 %	45.00 % 45.00 % 0.00 % 0.00 %	4,281.00 0.00 94.48 % 0.00 %	86.88 %
	1-Jul-08 to 30-Jun-14	Non-Donor Project	0.00	0.00	0.00	0.00 %			
				0.00	0.00	0.00 %	Taka Release : % of Allocation :	1,735.00 100.00 %	
401	3205-0061	Extension Banalata Commercial Area and Development of Residential Area.	6,081.22 6,081.22 0.00 0.00	82.58 82.58 0.00 0.00	82.58 82.58 0.00 0.00	100.00 % 100.00 % 0.00 % 0.00 %	2.00 % 2.00 % 0.00 % 0.00 %	82.58 0.00 1.36 % 0.00 %	2.00 %
	1-Jul-05 to 30-Jun-14	Non-Donor Project	0.00	0.00	0.00	0.00 %			
				0.00	0.00	0.00 %	Taka Release : % of Allocation :	82.58 100.00 %	

Project-wise Implementation Status of the project under Ministry of Housing and Public Works

Reporting Period: July 2012 To June 2013

RADP:2012-13

(Taka in Lakh)

SI No.	Ministry/Division Name Agency Name Project Code and Name		Project Cost	Target and Progress			Cumulative Progress upto Reporting Period		
				Financial		Physical (% of Total Project) A) Target B) Progress	Fin. Total PA (% of Projects Cost)	Physical Progress in %	
	Allocation	Expenditure							
	Implementation Period	Development Partner	A) Total B) Taka C) PA D) RPA	A) Total B) Taka C) PA D) RPA E) CDVAT	A) Total B) Taka C) PA D) RPA E) CDVAT	% of Allocation			
	1	2	3	4	5	6	7	8	9
402	3205-0062	Construction of Liason Office-cum-Rest House in Dhaka.	724.51 724.51 0.00 0.00	296.46 296.46 0.00 0.00	296.46 296.46 0.00 0.00	100.00 % 100.00 % 0.00 % 0.00 %	28.42 % 28.42 % 0.00 % 0.00 %	724.51 0.00 100.00 % 0.00 %	100.00 %
	1-Jul-08 to 30-Jun-13	Non-Donor Project						Taka Release : % of Allocation :	296.46 100.00 %
403	3205-0063	Development of Barnoi Residential Area.	4,372.54 4,372.54 0.00 0.00	1.00 1.00 0.00 0.00	0.00 0.00 0.00 0.00	0.00 % 0.00 % 0.00 % 0.00 %	0.00 % 0.00 % 0.00 % 0.00 %	0.00 0.00 0.00 % 0.00 %	0.00 %
	31-Dec-10 to 30-Jun-14	Non-Donor Project						Taka Release : % of Allocation :	0.00 0.00 %
404	3205-0064	Development of PRANTIK Residential Area.	3,877.85 3,877.85 0.00 0.00	1.00 1.00 0.00 0.00	0.00 0.00 0.00 0.00	0.00 % 0.00 % 0.00 % 0.00 %	0.00 % 0.00 % 0.00 % 0.00 %	0.00 0.00 0.00 % 0.00 %	0.00 %
	1-Jan-13 to 31-Dec-14	Non-Donor Project						Taka Release : % of Allocation :	0.00 0.00 %

Project-wise Implementation Status of the project under Ministry of Housing and Public Works

Reporting Period: July 2012 To June 2013

RADP:2012-13

(Taka in Lakh)

SI No.	Ministry/Division Name Agency Name Project Code and Name		Project Cost	Target and Progress			Cumulative Progress upto Reporting Period		
				Financial		Physical (% of Total Project) A) Target B) Progress	Fin. Total PA (% of Projects Cost)	Physical Progress in %	
				Allocation	Expenditure				
Implementation Period	Development Partner	A) Total B) Taka C) PA D) RPA	A) Total B) Taka C) PA D) RPA E) CDVAT	A) Total B) Taka C) PA D) RPA E) CDVAT	% of Allocation				
1	2	3	4	5	6	7	8	9	
405	3205-0065	Construction of Markets for rehabilitation of affected shops or shop owners for the construction of road from Shaheb Bazar to and Gourhanga junction.	4,438.22 4,438.22 0.00	789.98 789.98 0.00	0.00 0.00 0.00	0.00 % 0.00 % 0.00 %	0.00 % 0.00 % 0.00 %	0.00 0.00 0.00 % 0.00 %	0.00 %
1-Jan-12 to 30-Jun-14	Non-Donor Project		0.00	0.00	0.00	0.00 %			
				0.00	0.00	0.00 %			Taka Release : 0.00 % of Allocation : 0.00 %
Executing Agency Total			28,592.65	5,079.02	4,275.90	84.19 %			Taka Release : 4,286.50 % of Allocation : 84.40 %
			28,592.65	5,079.02	4,275.90	84.19 %			
			0.00	0.00	0.00	0.00 %			
			0.00	0.00	0.00	0.00 %			
Rajdhani Unnayan Kartripakhya									
406	3205-8050	Hatirjheel Area Integrated Development Project Including Begunbari.	197,130.48 197,130.48 0.00	23,653.00 23,653.00 0.00	23,653.00 23,653.00 0.00	100.00 % 100.00 % 0.00 %	10.00 % 10.00 % 0.00 %	193,124.40 0.00 97.97 % 0.00 %	97.00 %
1-Jul-07 to 30-Jun-14	JDCF		0.00	0.00	0.00	0.00 %			
				0.00	0.00	0.00 %			Taka Release : 23,653.00 % of Allocation : 100.00 %

Project-wise Implementation Status of the project under Ministry of Housing and Public Works

Reporting Period: July 2012 To June 2013

RADP:2012-13

(Taka in Lakh)

SI No.	Ministry/Division Name Agency Name Project Code and Name		Project Cost	Target and Progress			Cumulative Progress upto Reporting Period		
				Financial		Physical (% of Total Project) A) Target B) Progress	Fin. Total PA (% of Projects Cost)	Physical Progress in %	
	Allocation	Expenditure							
	Implementation Period	Development Partner	A) Total B) Taka C) PA D) RPA	A) Total B) Taka C) PA D) RPA E) CDVAT	A) Total B) Taka C) PA D) RPA E) CDVAT	% of Allocation			
	1	2	3	4	5	6	7	8	9
407	3205-8070	Expansion of Eastern side of Madani Avenue (from Pragati Sarani Intersection to Balu River).	42,159.57 42,159.57 0.00 0.00	6,000.00 6,000.00 0.00 0.00	6,000.00 6,000.00 0.00 0.00	100.00 % 100.00 % 0.00 % 0.00 %	14.25 % 14.25 % 0.00 % 0.00 %	38,453.46 0.00 91.21 % 0.00 %	92.25 %
	1-Apr-10 to 30-Jun-13	Non-Donor Project	0.00	0.00	0.00	0.00 %			
				0.00	0.00	0.00 %	Taka Release : % of Allocation :	6,000.00 100.00 %	
408	3205-8080	Development of Gishan-Banani-Baridhara Lake.	41,025.52 41,025.52 0.00 0.00	3,000.00 3,000.00 0.00 0.00	3,000.00 3,000.00 0.00 0.00	100.00 % 100.00 % 0.00 % 0.00 %	15.00 % 15.00 % 0.00 % 0.00 %	9,602.37 0.00 23.41 % 0.00 %	32.00 %
	1-Jul-10 to 30-Jun-13	Non-Donor Project	0.00	0.00	0.00	0.00 %			
				0.00	0.00	0.00 %	Taka Release : % of Allocation :	3,000.00 100.00 %	
409	3205-0039	Development of City for low and middle income group people by the side of Dhaka-Mowa road (Jhilmil).	33,573.07 33,573.07 0.00 0.00	3,398.48 3,398.48 0.00 0.00	3,398.48 3,398.48 0.00 0.00	100.00 % 100.00 % 0.00 % 0.00 %	10.20 % 10.20 % 0.00 % 0.00 %	24,874.24 0.00 74.09 % 0.00 %	74.20 %
	1-Jul-97 to 31-Dec-14	Non-Donor Project	0.00	0.00	0.00	0.00 %			
				0.00	0.00	0.00 %	Taka Release : % of Allocation :	3,398.48 100.00 %	

Project-wise Implementation Status of the project under Ministry of Housing and Public Works

Reporting Period: July 2012 To June 2013

RADP:2012-13

(Taka in Lakh)

SI No.	Ministry/Division Name Agency Name Project Code and Name		Project Cost	Target and Progress			Cumulative Progress upto Reporting Period		
				Financial		Physical (% of Total Project) A) Target B) Progress	Fin. Total PA (% of Projects Cost)	Physical Progress in %	
	Allocation	Expenditure							
	Implementation Period	Development Partner	A) Total B) Taka C) PA D) RPA	A) Total B) Taka C) PA D) RPA E) CDVAT	A) Total B) Taka C) PA D) RPA E) CDVAT	% of Allocation			
	1	2	3	4	5	6	7	8	9
410	3205-0040	Purbachal New Town (Yousufgonj) Project.	778,214.57 778,214.57 0.00 0.00	28,230.27 28,230.27 0.00 0.00	28,230.27 28,230.27 0.00 0.00	100.00 % 100.00 % 0.00 % 0.00 %	4.50 % 4.50 % 0.00 % 0.00 %	158,861.15 0.00 20.41 % 0.00 %	22.50 %
	1-Jul-95 to 31-Dec-15	Non-Donor Project	0.00	0.00	0.00	0.00 %			
							Taka Release : % of Allocation :	28,230.27 100.00 %	
411	3205-0041	Uttara Model Residential Town (3rd Phase) Project.	234,021.52 234,021.52 0.00 0.00	6,845.27 6,845.27 0.00 0.00	6,845.27 6,845.27 0.00 0.00	100.00 % 100.00 % 0.00 % 0.00 %	8.55 % 8.55 % 0.00 % 0.00 %	124,691.62 0.00 53.28 % 0.00 %	74.55 %
	1-Jul-99 to 31-Dec-14	Non-Donor Project	0.00	0.00	0.00	0.00 %			
							Taka Release : % of Allocation :	6,845.27 100.00 %	
412	3205-0042	Computerization and Management Information System (MIS) in Rajuk.	1,476.69 1,476.69 0.00 0.00	139.01 139.01 0.00 0.00	139.01 139.01 0.00 0.00	100.00 % 100.00 % 0.00 % 0.00 %	10.00 % 10.00 % 0.00 % 0.00 %	661.33 0.00 44.78 % 0.00 %	52.00 %
	1-Jul-07 to 31-Dec-13	Non-Donor Project	0.00	0.00	0.00	0.00 %			
							Taka Release : % of Allocation :	139.01 100.00 %	

Project-wise Implementation Status of the project under Ministry of Housing and Public Works

Reporting Period: July 2012 To June 2013

RADP:2012-13

(Taka in Lakh)

SI No.	Ministry/Division Name Agency Name Project Code and Name		Project Cost	Target and Progress			Cumulative Progress upto Reporting Period		
				Financial		Physical (% of Total Project) A) Target B) Progress	Fin. Total PA (% of Projects Cost)	Physical Progress in %	
	Allocation	Expenditure							
	Implementation Period	Development Partner	A) Total B) Taka C) PA D) RPA	A) Total B) Taka C) PA D) RPA E) CDVAT	A) Total B) Taka C) PA D) RPA E) CDVAT	% of Allocation			
	1	2	3	4	5	6	7	8	9
413	3205-0043	Construction of Multistoried car parking cum office building at RAJUK Area, Gulshan.	4,879.06 4,879.06 0.00 0.00	983.17 983.17 0.00 0.00	983.17 983.17 0.00 0.00	100.00 % 100.00 % 0.00 % 0.00 %	21.00 % 21.00 % 0.00 % 0.00 %	4,022.56 0.00 82.45 % 0.00 %	98.69 %
	1-Dec-07 to 31-Dec-13	Non-Donor Project						Taka Release : % of Allocation :	983.17 100.00 %
414	3205-0044	Construction of Residential Flats in Sector-18 of Uttara for low and middle income group people.	903,071.87 903,071.87 0.00 0.00	6,971.57 6,971.57 0.00 0.00	6,971.57 6,971.57 0.00 0.00	100.00 % 100.00 % 0.00 % 0.00 %	5.53 % 5.53 % 0.00 % 0.00 %	8,884.45 0.00 0.98 % 0.00 %	7.53 %
	1-Nov-11 to 30-Jun-16	Non-Donor Project						Taka Release : % of Allocation :	6,971.57 100.00 %
415	3205-0045	Construction of Apartments for rehabilitation of affected owners and selling of Integrated Development of Hatirjheel Area including Begunbari Khal.	5,173.25 5,173.25 0.00 0.00	755.15 755.15 0.00 0.00	755.15 755.15 0.00 0.00	100.00 % 100.00 % 0.00 % 0.00 %	15.00 % 15.00 % 0.00 % 0.00 %	1,544.81 0.00 29.86 % 0.00 %	95.00 %
	1-Jan-10 to 30-Jun-14	Non-Donor Project						Taka Release : % of Allocation :	755.15 100.00 %

Project-wise Implementation Status of the project under Ministry of Housing and Public Works

Reporting Period: July 2012 To June 2013

RADP:2012-13

(Taka in Lakh)

SI No.	Ministry/Division Name Agency Name Project Code and Name		Project Cost	Target and Progress			Cumulative Progress upto Reporting Period		
				Financial		Physical (% of Total Project) A) Target B) Progress	Fin. Total PA (% of Projects Cost)	Physical Progress in %	
	Allocation	Expenditure							
	Implementation Period	Development Partner	A) Total B) Taka C) PA D) RPA	A) Total B) Taka C) PA D) RPA E) CDVAT	A) Total B) Taka C) PA D) RPA E) CDVAT	% of Allocation			
	1	2	3	4	5	6	7	8	9

Executing Agency Total	2,240,725.60	79,975.92	79,975.92	100.00 %	Taka Release :	79,975.92
	2,240,725.60	79,975.92	79,975.92	100.00 %	% of Allocation :	100.00 %
	0.00	0.00	0.00	0.00 %		
	0.00	0.00	0.00	0.00 %		

Housing and Building Research Institute (IHBR)

416	3205-7270	Experiment and Disseminations of Sustainable Cost Effective Houses Against Natural Disasters.	196.70	54.00	53.58	99.22 %	27.00 %	216.12	100.00%
			196.70	54.00	53.58	99.22 %	27.00 %	0.00	
			0.00	0.00	0.00	0.00 %		109.87 %	
			0.00	0.00	0.00	0.00 %		0.00 %	
1-Jul-10	to 30-Jun-13	Non-Donor Project	0.00	0.00	0.00	0.00 %			
				0.00	0.00	0.00 %		Taka Release :	54.00
					0.00	0.00 %		% of Allocation :	100.00 %
417	3205-0082	Upgradation of Bangladesh National Building Code.	287.00	7.85	7.85	100.00 %	10.00 %	110.59	76.00%
			287.00	7.85	7.85	100.00 %	10.00 %	0.00	
			0.00	0.00	0.00	0.00 %		38.53 %	
			0.00	0.00	0.00	0.00 %		0.00 %	
1-Jan-08	to 31-Dec-13	Non-Donor Project	0.00	0.00	0.00	0.00 %			
				0.00	0.00	0.00 %		Taka Release :	7.85
					0.00	0.00 %		% of Allocation :	100.00 %

Project-wise Implementation Status of the project under Ministry of Housing and Public Works

Reporting Period: July 2012 To June 2013

RADP:2012-13

(Taka in Lakh)

SI No.	Ministry/Division Name Agency Name Project Code and Name		Project Cost	Target and Progress			Cumulative Progress upto Reporting Period		
				Financial		Physical (% of Total Project) A) Target B) Progress	Fin. Total PA (% of Projects Cost)	Physical Progress in %	
	Allocation	Expenditure							
	Implementation Period	Development Partner	A) Total B) Taka C) PA D) RPA	A) Total B) Taka C) PA D) RPA E) CDVAT	A) Total B) Taka C) PA D) RPA E) CDVAT	% of Allocation			
	1	2	3	4	5	6	7	8	9

Executing Agency Total	483.70	61.85	61.43	99.32 %	Taka Release :	61.85
	483.70	61.85	61.43	99.32 %		
	0.00	0.00	0.00	0.00 %		
	0.00	0.00	0.00	0.00 %		
		0.00	0.00	0.00 %		

National Housing Authority

418	3205-5011	Pro-poor Slum Integration Project.	1,007.94	145.00	145.00	100.00 %	20.00 %	145.00	20.00 %
			190.00	0.00	0.00	0.00 %	20.00 %	145.00	
			817.94	145.00	145.00	100.00 %		14.39 %	
			0.00	0.00	0.00	0.00 %		17.73 %	
1-Jan-13	to 30-Jun-14	ADB		0.00	0.00	0.00 %			
				0.00	0.00	0.00 %	Taka Release :	0.00	
							% of Allocation :	0.00 %	
419	3205-0001	Construction of 1020 Residential Flat at Mohammadpur "F" Block for Sale to the People of Limited Income Project.	30,559.92	725.00	725.00	100.00 %	5.00 %	7,825.58	35.00 %
			30,559.92	725.00	725.00	100.00 %	5.00 %	0.00	
			0.00	0.00	0.00	0.00 %		25.61 %	
			0.00	0.00	0.00	0.00 %		0.00 %	
1-Jul-06	to 31-Dec-15	Non-Donor Project		0.00	0.00	0.00 %			
				0.00	0.00	0.00 %	Taka Release :	725.00	
							% of Allocation :	100.00 %	

Project-wise Implementation Status of the project under Ministry of Housing and Public Works

Reporting Period: July 2012 To June 2013

RADP:2012-13

(Taka in Lakh)

SI No.	Ministry/Division Name Agency Name Project Code and Name		Project Cost	Target and Progress			Cumulative Progress upto Reporting Period		
				Financial		Physical (% of Total Project) A) Target B) Progress	Fin. Total PA (% of Projects Cost)	Physical Progress in %	
	Allocation	Expenditure							
	Implementation Period	Development Partner	A) Total B) Taka C) PA D) RPA	A) Total B) Taka C) PA D) RPA E) CDVAT	A) Total B) Taka C) PA D) RPA E) CDVAT	% of Allocation			
	1	2	3	4	5	6	7	8	9
420	3205-0002	Construction of 1250 (104 Nos.) and 1060 (78 Nos.) Square Feet Sizes Flats (Two 14-Storied Building with Car Parking Facilities at Ground Floor) Project in Lalmatia of Dhaka.	7,282.60 7,282.60 0.00 0.00	1,870.43 1,870.43 0.00 0.00	1,870.43 1,870.43 0.00 0.00	100.00 % 100.00 % 0.00 % 0.00 %	26.00 % 26.00 % 0.00 % 0.00 %	6,243.76 0.00 85.74 % 0.00 %	94.00 %
	1-Jul-08 to 31-Dec-13	Non-Donor Project	0.00	0.00	0.00	0.00 %			
				0.00	0.00	0.00 %	Taka Release : % of Allocation :	1,870.43 100.00 %	
421	3205-0003	Construction of Residential Flats for Govt. Officers at 'I' Block, Mirpur-2, Dhaka (1336 sqft 360 Flats in 16 Storied 6 Building with Car Parking in Ground Floor).	13,852.78 13,852.78 0.00 0.00	1,663.57 1,663.57 0.00 0.00	1,663.57 1,663.57 0.00 0.00	100.00 % 100.00 % 0.00 % 0.00 %	11.00 % 11.00 % 0.00 % 0.00 %	11,810.02 0.00 85.25 % 0.00 %	99.00 %
	1-Jul-08 to 31-Dec-13	Non-Donor Project	0.00	0.00	0.00	0.00 %			
				0.00	0.00	0.00 %	Taka Release : % of Allocation :	1,663.57 100.00 %	
422	3205-0004	Construction of Residential-cum-Commercial 12-storied Buildings at Asad Avenue in Mohammadpur near Town Hall (1360 sqft 66 nos, Flats and 78732 sqft Commercial Space).	5,234.59 5,234.59 0.00 0.00	0.00 0.00 0.00 0.00	0.00 0.00 0.00 0.00	0.00 % 0.00 % 0.00 % 0.00 %	0.00 % 0.00 % 0.00 % 0.00 %	0.00 0.00 0.00 % 0.00 %	0.00 %
	1-Mar-08 to 31-Dec-13	Non-Donor Project	0.00	0.00	0.00	0.00 %			
				0.00	0.00	0.00 %	Taka Release : % of Allocation :	0.00 0.00 %	

Project-wise Implementation Status of the project under Ministry of Housing and Public Works

Reporting Period: July 2012 To June 2013

RADP:2012-13

(Taka in Lakh)

SI No.	Ministry/Division Name Agency Name Project Code and Name		Project Cost	Target and Progress			Cumulative Progress upto Reporting Period		
				Financial		Physical (% of Total Project) A) Target B) Progress	Fin. Total PA (% of Projects Cost)	Physical Progress in %	
	Allocation	Expenditure							
	Implementation Period	Development Partner	A) Total B) Taka C) PA D) RPA	A) Total B) Taka C) PA D) RPA E) CDVAT	A) Total B) Taka C) PA D) RPA E) CDVAT	% of Allocation			
	1	2	3	4	5	6	7	8	9
423	3205-0005 Construction of Anandabazar Residential Flats at Mirpur-16, Dhaka (1230 sqft. 1716 flats in 14 storied 33 buildings with car parking in ground floor).		54,417.31 54,417.31 0.00	2.87 2.87 0.00	2.87 2.87 0.00	100.00 % 100.00 % 0.00 %	1.00 % 1.00 % 0.00 %	17.27 0.00 0.03 % 0.00 %	2.00%
	1-Jan-10 to 31-Dec-15	Non-Donor Project	0.00	0.00	0.00	0.00 %			
				0.00	0.00	0.00 %	Taka Release : % of Allocation :	2.87 100.00 %	
424	3205-0006 Construction of Flats in Dohar Upazila, Dhaka for limited income group people (1248 sqft. 168 flats in 15 storied 3 buildings with car parking in ground floor).		6,835.26 6,835.26 0.00	6.06 6.06 0.00	6.06 6.06 0.00	100.00 % 100.00 % 0.00 %	1.00 % 1.00 % 0.00 %	350.47 0.00 5.13 % 0.00 %	6.00%
	1-Jan-10 to 31-Dec-13	Non-Donor Project	0.00	0.00	0.00	0.00 %			
				0.00	0.00	0.00 %	Taka Release : % of Allocation :	6.06 100.00 %	
425	3205-0007 Development of Site & Services Residential Plot for Low and Middle Income Group of People at Shibchar Upazilla under Madaripur District (3.00 katha to 5.00 katha 177 plot) Project-1st Phase.		1,099.51 1,099.51 0.00	401.45 401.45 0.00	401.43 401.43 0.00	100.00 % 100.00 % 0.00 %	22.98 % 22.98 % 0.00 %	1,248.30 0.00 113.53 % 0.00 %	100.00%
	1-Jul-09 to 30-Jun-13	Non-Donor Project	0.00	0.00	0.00	0.00 %			
				0.00	0.00	0.00 %	Taka Release : % of Allocation :	401.43 100.00 %	

Project-wise Implementation Status of the project under Ministry of Housing and Public Works

Reporting Period: July 2012 To June 2013

RADP:2012-13

(Taka in Lakh)

SI No.	Ministry/Division Name Agency Name Project Code and Name		Project Cost	Target and Progress			Cumulative Progress upto Reporting Period		
				Financial		Physical (% of Total Project) A) Target B) Progress	Fin. Total PA (% of Projects Cost)	Physical Progress in %	
	Allocation	Expenditure							
	Implementation Period	Development Partner	A) Total B) Taka C) PA D) RPA	A) Total B) Taka C) PA D) RPA E) CDVAT	A) Total B) Taka C) PA D) RPA E) CDVAT	% of Allocation			
	1	2	3	4	5	6	7	8	9
426	3205-0008	Development of Site & Services Residential Plot for Low and Middle Income Group of People at Magura District Project.	715.50 715.50 0.00 0.00	1,308.30 1,308.30 0.00 0.00	1,308.30 1,308.30 0.00 0.00	100.00 % 100.00 % 0.00 % 0.00 %	50.00 % 50.00 % 183.13 % 0.00 %	1,310.28 0.00 183.13 % 0.00 %	51.00 %
	1-Nov-08 to 31-Dec-13	Non-Donor Project	0.00	0.00	0.00	0.00 %			
				0.00	0.00	0.00 %	Taka Release : % of Allocation :	1,308.30 100.00 %	
427	3205-0009	Construction of 10-storied Residential Flats for low and middle income group people in Bogra Housing Estate (1565 sqft 45 flats, 1341 sqft 54 flats and 1228 sqft 36 flats total 135 flats).	4,329.14 4,329.14 0.00 0.00	951.28 951.28 0.00 0.00	951.28 951.28 0.00 0.00	100.00 % 100.00 % 0.00 % 0.00 %	25.00 % 25.00 % 29.75 % 0.00 %	1,287.87 0.00 29.75 % 0.00 %	35.64 %
	1-Jan-10 to 31-Dec-13	Non-Donor Project	0.00	0.00	0.00	0.00 %			
				0.00	0.00	0.00 %	Taka Release : % of Allocation :	951.28 100.00 %	
428	3205-0011	Construction of 324 flats for low and middle income group people at Halishahar Housing Estate, Chittagong (1st phase 108 flats -1224.00 sqft./flat in three 10-storied buildings).	3,355.04 3,355.04 0.00 0.00	5.00 5.00 0.00 0.00	1,500.00 1,500.00 0.00 0.00	30,000.00 % 30,000.00 % 0.00 % 0.00 %	0.00 % 0.00 % 44.71 % 0.00 %	1,500.00 0.00 44.71 % 0.00 %	0.00 %
	1-Jan-08 to 30-Jun-13	Non-Donor Project	0.00	0.00	0.00	0.00 %			
				0.00	0.00	0.00 %	Taka Release : % of Allocation :	1,500.00 30,000.00 %	

Project-wise Implementation Status of the project under Ministry of Housing and Public Works

Reporting Period: July 2012 To June 2013

RADP:2012-13

(Taka in Lakh)

SI No.	Ministry/Division Name Agency Name Project Code and Name		Project Cost	Target and Progress			Cumulative Progress upto Reporting Period		
				Financial		Physical (% of Total Project) A) Target B) Progress	Fin. Total PA (% of Projects Cost)	Physical Progress in %	
	Allocation	Expenditure							
	Implementation Period	Development Partner	A) Total B) Taka C) PA D) RPA	A) Total B) Taka C) PA D) RPA E) CDVAT	A) Total B) Taka C) PA D) RPA E) CDVAT	% of Allocation			
	1	2	3	4	5	6	7	8	9
429	3205-0012	Development of Site & Services Residential Plot for Low and Middle Income Group of People at Maizdi of Noakhali District Project (2.65 katha to 5.00 katha 304 plot).	2,664.39 2,664.39 0.00 0.00	23.01 23.01 0.00 0.00	23.01 23.01 0.00 0.00	100.00 % 100.00 % 0.00 % 0.00 %	1.00 % 1.00 % 0.00 % 0.00 %	412.17 0.00 15.47 % 0.00 %	16.00 %
	1-Jul-11 to 30-Jun-14	Non-Donor Project	0.00	0.00	0.00	0.00 %			
				0.00	0.00	0.00 %	Taka Release : % of Allocation :	23.01 100.00 %	
430	3205-0013	Development of Site & Services Residential Plot for Low and Middle Income Group of People at Moulovibazar Project (2.50 katha to 5.73 katha 374 plot).	4,168.60 4,168.60 0.00 0.00	300.00 300.00 0.00 0.00	299.73 299.73 0.00 0.00	99.91 % 99.91 % 0.00 % 0.00 %	8.00 % 8.00 % 0.00 % 0.00 %	2,626.34 0.00 63.00 % 0.00 %	83.00 %
	1-Jul-04 to 31-Dec-13	Non-Donor Project	0.00	0.00	0.00	0.00 %			
				0.00	0.00	0.00 %	Taka Release : % of Allocation :	300.00 100.00 %	
431	3205-0014	Development of Site & Services Residential Plot beside the Cittagong-Kaptai Road at Roujan Upazilla of Chittaong for Low and Middle Income Group of People.(3 katha of 230 plot).	3,560.31 3,560.31 0.00 0.00	802.00 802.00 0.00 0.00	802.00 802.00 0.00 0.00	100.00 % 100.00 % 0.00 % 0.00 %	25.00 % 25.00 % 0.00 % 0.00 %	821.02 0.00 23.06 % 0.00 %	25.00 %
	1-Jan-10 to 30-Jun-15	Non-Donor Project	0.00	0.00	0.00	0.00 %			
				0.00	0.00	0.00 %	Taka Release : % of Allocation :	802.00 100.00 %	

Project-wise Implementation Status of the project under Ministry of Housing and Public Works

Reporting Period: July 2012 To June 2013

RADP:2012-13

(Taka in Lakh)

SI No.	Ministry/Division Name Agency Name Project Code and Name		Project Cost	Target and Progress			Cumulative Progress upto Reporting Period		
				Financial		Physical (% of Total Project) A) Target B) Progress	Fin. Total PA (% of Projects Cost)	Physical Progress in %	
	Allocation	Expenditure							
	Implementation Period	Development Partner	A) Total B) Taka C) PA D) RPA	A) Total B) Taka C) PA D) RPA E) CDVAT	A) Total B) Taka C) PA D) RPA E) CDVAT	% of Allocation			
	1	2	3	4	5	6	7	8	9
432	3205-0015 Development of Sites & Services Residential Plots by the side of Chittagong-Rangamati Highway at Rauzan, Chittagong (3.00 katha, 266 plots).		2,283.51 2,283.51 0.00	73.54 73.54 0.00	73.54 73.54 0.00	100.00 % 100.00 % 0.00 %	10.00 % 10.00 % 0.00 %	1,411.72 0.00 61.82 % 0.00 %	58.00 %
	1-Jan-10 to 30-Jun-14	Non-Donor Project	0.00	0.00	0.00	0.00 %			
				0.00	0.00	0.00 %	Taka Release : % of Allocation :	73.54 100.00 %	
433	3205-0016 Construction of 144 flats (1000 sqft) and 72 flats (800 sqft) totaling 216 flats for low and middle income group people at Haliashar Housing Estate, Chittagong (2nd Phase).		7,226.13 7,226.13 0.00	1,500.00 1,500.00 0.00	1,500.00 1,500.00 0.00	100.00 % 100.00 % 0.00 %	25.00 % 25.00 % 0.00 %	1,708.18 0.00 23.64 % 0.00 %	30.00 %
	1-Jan-10 to 31-Dec-13	Non-Donor Project	0.00	0.00	0.00	0.00 %			
				0.00	0.00	0.00 %	Taka Release : % of Allocation :	1,500.00 100.00 %	
434	3205-0017 Development of Sites & Services Residential Plots for low and middle income group people at Shibchar Upazilla, Madaripur (3.00-5.00 katha 272 plots).		1,761.08 1,761.08 0.00	665.00 665.00 0.00	229.22 229.22 0.00	34.47 % 34.47 % 0.00 %	50.00 % 50.00 % 0.00 %	1,143.51 0.00 64.93 % 0.00 %	65.00 %
	1-Jan-11 to 31-Dec-13	Non-Donor Project	0.00	0.00	0.00	0.00 %			
				0.00	0.00	0.00 %	Taka Release : % of Allocation :	655.00 98.50 %	

Project-wise Implementation Status of the project under Ministry of Housing and Public Works

Reporting Period: July 2012 To June 2013

RADP:2012-13

(Taka in Lakh)

SI No.	Ministry/Division Name Agency Name Project Code and Name		Project Cost	Target and Progress			Cumulative Progress upto Reporting Period		
				Financial		Physical (% of Total Project) A) Target B) Progress	Fin. Total PA (% of Projects Cost)	Physical Progress in %	
	Allocation	Expenditure							
	Implementation Period	Development Partner	A) Total B) Taka C) PA D) RPA	A) Total B) Taka C) PA D) RPA E) CDVAT	A) Total B) Taka C) PA D) RPA E) CDVAT	% of Allocation			
	1	2	3	4	5	6	7	8	9
435	3205-0018	Construction of 6 Storied Residential Flats for low and middle income group people at Shibchar Upazila, Madaripur (1250sqft 30 Nos and 1000 sqft 50 Nos, totaling 80 Nos.).	2,181.16 2,181.16 0.00 0.00	1,000.00 1,000.00 0.00 0.00	229.22 229.22 0.00 0.00	22.92 % 22.92 % 0.00 % 0.00 %	0.00 % 0.00 % 10.51 % 0.00 %	229.22 0.00 10.51 % 0.00 %	0.00 % 0.00 % 65.50 % 65.50 %
	1-Jun-11 to 31-Dec-13	Non-Donor Project					Taka Release : % of Allocation :	655.00 65.50 %	
436	3205-0019	Construction of 14 storied 1250 sqft 100 flats at Section-15, Mirpur.	3,500.00 3,500.00 0.00 0.00	11.72 11.72 0.00 0.00	11.72 11.72 0.00 0.00	100.00 % 100.00 % 0.00 % 0.00 %	1.00 % 1.00 % 0.38 % 0.00 %	13.17 0.00 0.38 % 0.00 %	1.00 % 1.00 % 100.00 % 100.00 %
	1-Jul-11 to 31-Dec-13	Non-Donor Project					Taka Release : % of Allocation :	11.72 100.00 %	
437	3205-0020	Construction of Flast at Shahjalal Housing Estate, Sylhet (9 storied 3 buildings 1500 sqft 88 flats)	4,040.44 4,040.44 0.00 0.00	606.98 606.98 0.00 0.00	606.98 606.98 0.00 0.00	100.00 % 100.00 % 0.00 % 0.00 %	16.00 % 16.00 % 15.02 % 0.00 %	606.98 0.00 15.02 % 0.00 %	16.00 % 16.00 % 100.00 % 100.00 %
	1-Jul-10 to 31-Dec-13	Non-Donor Project					Taka Release : % of Allocation :	606.98 100.00 %	

Project-wise Implementation Status of the project under Ministry of Housing and Public Works

Reporting Period: July 2012 To June 2013

RADP:2012-13

(Taka in Lakh)

SI No.	Ministry/Division Name Agency Name Project Code and Name		Project Cost	Target and Progress			Cumulative Progress upto Reporting Period		
				Financial		Physical (% of Total Project) A) Target B) Progress	Fin. Total PA (% of Projects Cost)	Physical Progress in %	
	Allocation	Expenditure							
	Implementation Period	Development Partner	A) Total B) Taka C) PA D) RPA	A) Total B) Taka C) PA D) RPA E) CDVAT	A) Total B) Taka C) PA D) RPA E) CDVAT	% of Allocation			
	1	2	3	4	5	6	7	8	9
438	3205-0021	Construction of 10 storied Residential cum commercial building at Dinajpur Housing Estate (1298.00 sqft,72 flats).	4,469.77 4,469.77 0.00 0.00	66.58 66.58 0.00 0.00	66.58 66.58 0.00 0.00	100.00 % 100.00 % 0.00 % 0.00 %	2.00 % 2.00 % 0.00 % 0.00 %	133.16 0.00 2.98 % 0.00 %	8.05%
	1-Jul-11 to 31-Dec-13	Non-Donor Project						Taka Release : 66.58 % of Allocation : 100.00 %	
439	3205-0022	Construction of Flats at Maizdi Noakhali (9 storied 5 buildings 1224 sqft 64 flats).	1,938.05 1,938.05 0.00 0.00	155.00 155.00 0.00 0.00	155.00 155.00 0.00 0.00	100.00 % 100.00 % 0.00 % 0.00 %	9.00 % 9.00 % 0.00 % 0.00 %	159.95 0.00 8.25 % 0.00 %	9.00%
	1-May-11 to 31-Dec-13	Non-Donor Project						Taka Release : 155.00 % of Allocation : 100.00 %	
440	3205-0023	Development of 217 Nos. Sites & Services Residential Plots for low and middle income group people at Bagmara, Rajshahi.	998.17 998.17 0.00 0.00	1.00 1.00 0.00 0.00	1.00 1.00 0.00 0.00	100.00 % 100.00 % 0.00 % 0.00 %	1.00 % 1.00 % 0.00 % 0.00 %	1.00 0.00 0.10 % 0.00 %	1.00%
	1-Jul-11 to 30-Jun-15	Non-Donor Project						Taka Release : 1.00 % of Allocation : 100.00 %	

Project-wise Implementation Status of the project under Ministry of Housing and Public Works

Reporting Period: July 2012 To June 2013

RADP:2012-13

(Taka in Lakh)

SI No.	Ministry/Division Name Agency Name Project Code and Name		Project Cost	Target and Progress			Cumulative Progress upto Reporting Period		
				Financial		Physical (% of Total Project) A) Target B) Progress	Fin. Total PA (% of Projects Cost)	Physical Progress in %	
	Allocation	Expenditure							
	Implementation Period	Development Partner	A) Total B) Taka C) PA D) RPA	A) Total B) Taka C) PA D) RPA E) CDVAT	A) Total B) Taka C) PA D) RPA E) CDVAT	% of Allocation			
	1	2	3	4	5	6	7	8	9
441	3205-0024	Development of Sites and Services Residential 257 nos.Plots for low and middle income group people at Sherpur Upazila in Bogra District.	1,254.18 1,254.18 0.00 0.00	1.00 1.00 0.00 0.00	1.00 1.00 0.00 0.00	100.00 % 100.00 % 0.00 % 0.00 %	1.00 % 1.00 % 0.08 % 0.00 %	1.00 0.00 0.08 % 0.00 %	1.00% 1.00% 100.00 %
	1-Jul-11 to 31-Dec-14	Non-Donor Project	0.00	0.00	0.00	0.00 %			
			0.00	0.00	0.00	0.00 %	Taka Release : % of Allocation :	1.00 100.00 %	
442	3205-0025	Construction of 15 storied Residential flats for limited income group people at Gahira, Raujan Thana, Chittagong district.	8,944.85 8,944.85 0.00 0.00	1.00 1.00 0.00 0.00	1.00 1.00 0.00 0.00	100.00 % 100.00 % 0.00 % 0.00 %	1.00 % 1.00 % 0.01 % 0.00 %	1.00 0.00 0.01 % 0.00 %	1.00% 1.00% 100.00 %
	1-Sep-11 to 31-Dec-13	Non-Donor Project	0.00	0.00	0.00	0.00 %			
			0.00	0.00	0.00	0.00 %	Taka Release : % of Allocation :	1.00 100.00 %	
443	3205-0026	Construction of 15 storied Residential flats for limited income group people at Noapara, Raujan Thana, Chittagong district.	13,276.97 13,276.97 0.00 0.00	1.00 1.00 0.00 0.00	1.00 1.00 0.00 0.00	100.00 % 100.00 % 0.00 % 0.00 %	1.00 % 1.00 % 0.01 % 0.00 %	1.00 0.00 0.01 % 0.00 %	1.00% 1.00% 100.00 %
	1-Sep-11 to 31-Dec-13	Non-Donor Project	0.00	0.00	0.00	0.00 %			
			0.00	0.00	0.00	0.00 %	Taka Release : % of Allocation :	1.00 100.00 %	

Project-wise Implementation Status of the project under Ministry of Housing and Public Works

Reporting Period: July 2012 To June 2013

RADP:2012-13

(Taka in Lakh)

SI No.	Ministry/Division Name Agency Name Project Code and Name		Project Cost	Target and Progress			Cumulative Progress upto Reporting Period		
				Financial		Physical (% of Total Project) A) Target B) Progress	Fin. Total PA (% of Projects Cost)	Physical Progress in %	
	Allocation	Expenditure							
	Implementation Period	Development Partner	A) Total B) Taka C) PA D) RPA	A) Total B) Taka C) PA D) RPA E) CDVAT	A) Total B) Taka C) PA D) RPA E) CDVAT	% of Allocation			
	1	2	3	4	5	6	7	8	9
444	3205-0027	Construction of flats for middle income group people in Jessore District.	5,494.34 5,494.34 0.00 0.00	68.46 68.46 0.00 0.00	68.46 68.46 0.00 0.00	100.00 % 100.00 % 0.00 % 0.00 %	2.00 % 2.00 % 0.00 % 0.00 %	361.76 0.00 6.58 % 0.00 %	7.33 %
	1-Jan-11 to 31-Dec-13	Non-Donor Project	0.00	0.00	0.00	0.00 %			
			0.00	0.00	0.00	0.00 %		Taka Release : 68.46 % of Allocation : 100.00 %	
445	3205-0028	Construction of 1230. 75 sqft.676 residential flats for Govt/Semi Government officers at Joynagar, Section 15,Mirpur,Dhaka.	31,186.23 31,186.23 0.00 0.00	30.24 30.24 0.00 0.00	30.24 30.24 0.00 0.00	100.00 % 100.00 % 0.00 % 0.00 %	1.00 % 1.00 % 0.00 % 0.00 %	33.96 0.00 0.11 % 0.00 %	1.00 %
	1-Jul-11 to 31-Dec-13	Non-Donor Project	0.00	0.00	0.00	0.00 %			
			0.00	0.00	0.00	0.00 %		Taka Release : 30.24 % of Allocation : 100.00 %	
446	3205-0029	Development of Site & Services Residential plots at District town of Shariatpur.	619.89 619.89 0.00 0.00	1.00 1.00 0.00 0.00	1.00 1.00 0.00 0.00	100.00 % 100.00 % 0.00 % 0.00 %	1.00 % 1.00 % 0.00 % 0.00 %	331.08 0.00 53.41 % 0.00 %	54.24 %
	1-Aug-08 to 30-Jun-13	Non-Donor Project	0.00	0.00	0.00	0.00 %			
			0.00	0.00	0.00	0.00 %		Taka Release : 1.00 % of Allocation : 100.00 %	

Project-wise Implementation Status of the project under Ministry of Housing and Public Works

Reporting Period: July 2012 To June 2013

RADP:2012-13

(Taka in Lakh)

SI No.	Ministry/Division Name Agency Name Project Code and Name		Project Cost	Target and Progress			Cumulative Progress upto Reporting Period		
				Financial		Physical (% of Total Project) A) Target B) Progress	Fin. Total PA (% of Projects Cost)	Physical Progress in %	
	Allocation	Expenditure							
	Implementation Period	Development Partner	A) Total B) Taka C) PA D) RPA	A) Total B) Taka C) PA D) RPA E) CDVAT	A) Total B) Taka C) PA D) RPA E) CDVAT	% of Allocation			
	1	2	3	4	5	6	7	8	9
447	3205-0030	Development of Site & Services Residential plots at Mirzapur Upazila of Tangail.	4,384.09 4,384.09 0.00 0.00	3.70 3.70 0.00 0.00	3.70 3.70 0.00 0.00	100.00 % 100.00 % 0.00 % 0.00 %	1.00 % 1.00 % 0.00 % 0.00 %	3.70 0.00 0.08 % 0.00 %	1.00 %
	1-Jan-12 to 31-Dec-13	Non-Donor Project						Taka Release : 3.70 % of Allocation : 100.00 %	
448	3205-0031	Development of Residential Plot for low and middle income group people at Boira.	2,553.33 2,553.33 0.00 0.00	1.00 1.00 0.00 0.00	1.00 1.00 0.00 0.00	100.00 % 100.00 % 0.00 % 0.00 %	1.00 % 1.00 % 0.00 % 0.00 %	1,981.00 0.00 77.58 % 0.00 %	79.00 %
	1-Jul-12 to 30-Jun-14	Non-Donor Project						Taka Release : 1.00 % of Allocation : 100.00 %	
449	3205-0032	Construction of 5 storied Residential flats at Patli Upazilla of Barisal District.	2,604.88 2,604.88 0.00 0.00	5.39 5.39 0.00 0.00	3.39 3.39 0.00 0.00	62.89 % 62.89 % 0.00 % 0.00 %	1.00 % 1.00 % 0.00 % 0.00 %	344.61 0.00 13.23 % 0.00 %	14.09 %
	1-Jul-12 to 30-Jun-14	Non-Donor Project						Taka Release : 5.39 % of Allocation : 100.00 %	

Project-wise Implementation Status of the project under Ministry of Housing and Public Works

Reporting Period: July 2012 To June 2013

RADP:2012-13

(Taka in Lakh)

SI No.	Ministry/Division Name Agency Name Project Code and Name		Project Cost	Target and Progress			Cumulative Progress upto Reporting Period		
				Financial		Physical (% of Total Project) A) Target B) Progress	Fin. Total PA (% of Projects Cost)	Physical Progress in %	
	Allocation	Expenditure							
	Implementation Period	Development Partner	A) Total B) Taka C) PA D) RPA	A) Total B) Taka C) PA D) RPA E) CDVAT	A) Total B) Taka C) PA D) RPA E) CDVAT	% of Allocation			
	1	2	3	4	5	6	7	8	9
450	3205-0033	Construction of multistoried residential flats at Chot Bonogram of Rajshahi District.	12,788.08 12,788.08 0.00	1.00 1.00 0.00	1.00 1.00 0.00	100.00 % 100.00 % 0.00 %	1.00 % 1.00 % 0.00 %	1.00 0.00 0.01 % 0.00 %	1.00 %
	1-Jul-12 to 30-Jun-14	Non-Donor Project	0.00	0.00	0.00	0.00 %			
				0.00	0.00	0.00 %	Taka Release : % of Allocation :	1.00 100.00 %	
451	3205-0034	Development of Sites & Services Residential Plots at Sunamgonj of Sylhet.	3,185.68 3,185.68 0.00	1.00 1.00 0.00	1.00 1.00 0.00	100.00 % 100.00 % 0.00 %	1.00 % 1.00 % 0.00 %	1.00 0.00 0.03 % 0.00 %	1.00 %
	1-Jul-12 to 30-Jun-14	Non-Donor Project	0.00	0.00	0.00	0.00 %			
				0.00	0.00	0.00 %	Taka Release : % of Allocation :	1.00 100.00 %	
452	3205-0035	Construction of Multistoried Residential-cum-Commercial Building at Nowabgonj of Dhaka District.	3,455.81 3,455.81 0.00	1.00 1.00 0.00	1.00 1.00 0.00	100.00 % 100.00 % 0.00 %	1.00 % 1.00 % 0.00 %	1.00 0.00 0.03 % 0.00 %	1.00 %
	1-Jul-12 to 30-Jun-14	Non-Donor Project	0.00	0.00	0.00	0.00 %			
				0.00	0.00	0.00 %	Taka Release : % of Allocation :	1.00 100.00 %	

Project-wise Implementation Status of the project under Ministry of Housing and Public Works

Reporting Period: July 2012 To June 2013

RADP:2012-13

(Taka in Lakh)

SI No.	Ministry/Division Name Agency Name Project Code and Name		Project Cost	Target and Progress			Cumulative Progress upto Reporting Period		
				Financial		Physical (% of Total Project) A) Target B) Progress	Fin. Total PA (% of Projects Cost)	Physical Progress in %	
	Allocation	Expenditure							
	Implementation Period	Development Partner	A) Total B) Taka C) PA D) RPA	A) Total B) Taka C) PA D) RPA E) CDVAT	A) Total B) Taka C) PA D) RPA E) CDVAT	% of Allocation			
	1	2	3	4	5	6	7	8	9
453	3205-0036	Development of Sites & Services Residential Plots at Dohar of Dhaka District.	2,032.16 2,032.16 0.00	1.00 1.00 0.00	1.00 1.00 0.00	100.00 % 100.00 % 0.00 %	1.00 % 1.00 % 0.00 %	1.00 0.00 0.05 % 0.00 %	1.00 %
	1-Aug-12 to 30-Jun-14	Non-Donor Project	0.00	0.00	0.00	0.00 %			
			0.00	0.00	0.00	0.00 %			
							Taka Release : % of Allocation :	1.00 100.00 %	
454	3205-0037	Construction of flats on the 27 unallotted plots of Public Works Department in Cox's Bazar.	3,118.00 3,118.00 0.00	3,000.00 3,000.00 0.00	7.00 7.00 0.00	0.23 % 0.23 % 0.00 %	0.00 % 0.00 % 0.00 %	7.00 0.00 0.22 % 0.00 %	0.00 %
	1-Jul-12 to 30-Jun-14	Non-Donor Project	0.00	0.00	0.00	0.00 %			
			0.00	0.00	0.00	0.00 %			
							Taka Release : % of Allocation :	7.00 0.23 %	
455	3205-0038	Development of Sites & Services Residential Plots for low and middle income group people in Chapainowadgonj District.	2,550.60 2,550.60 0.00	1,512.86 1,512.86 0.00	1,512.86 1,512.86 0.00	100.00 % 100.00 % 0.00 %	60.00 % 60.00 % 0.00 %	1,512.86 0.00 59.31 % 0.00 %	60.00 %
	1-Jul-11 to 30-Jun-14	Non-Donor Project	0.00	0.00	0.00	0.00 %			
			0.00	0.00	0.00	0.00 %			
							Taka Release : % of Allocation :	1,512.86 100.00 %	

Project-wise Implementation Status of the project under Ministry of Housing and Public Works

Reporting Period: July 2012 To June 2013

RADP:2012-13

(Taka in Lakh)

SI No.	Ministry/Division Name Agency Name Project Code and Name		Project Cost	Target and Progress			Cumulative Progress upto Reporting Period		
				Financial		Physical (% of Total Project) A) Target B) Progress	Fin. Total PA (% of Projects Cost)	Physical Progress in %	
	Allocation	Expenditure							
	Implementation Period	Development Partner	A) Total B) Taka C) PA D) RPA	A) Total B) Taka C) PA D) RPA E) CDVAT	A) Total B) Taka C) PA D) RPA E) CDVAT	% of Allocation			
	1	2	3	4	5	6	7	8	9
456	3205-0010	Development of Site & Services Residential Plot for Low and Middle Income Group of People at Gopalganj District Project (15 Commercial Plot and 2.50 katha to 5.00 katha 228 plot-total 243 plot).	1,990.18 1,990.18 0.00	474.10 474.10 0.00	474.10 474.10 0.00	100.00 % 100.00 % 0.00 %	25.00 % 25.00 % 0.00 %	1,243.52 0.00 62.48 % 0.00 %	63.66%
	1-Oct-10 to 31-Dec-13	Non-Donor Project	0.00	0.00	0.00	0.00 %			
				0.00	0.00	0.00 %	Taka Release : % of Allocation :	474.10 100.00 %	
457	3205-0066	Construction of Storied Residential Building in Government Plot in Cox's Bazar.	16,003.43 16,003.43 0.00	7.00 7.00 0.00	7.00 7.00 0.00	100.00 % 100.00 % 0.00 %	1.00 % 1.00 % 0.00 %	7.00 0.00 0.04 % 0.00 %	1.00%
	1-Dec-12 to 30-Jun-14	Non-Donor Project	0.00	0.00	0.00	0.00 %			
				0.00	0.00	0.00 %	Taka Release : % of Allocation :	0.00 0.00 %	
458	3205-0067	Construction of site and services Residential Plot at Choto Bangram in the District of Rajshahi.	1,779.30 1,779.30 0.00	5.70 5.70 0.00	5.70 5.70 0.00	100.00 % 100.00 % 0.00 %	1.00 % 1.00 % 0.00 %	5.70 0.00 0.32 % 0.00 %	1.00%
	1-Aug-12 to 30-Jun-14	Non-Donor Project	0.00	0.00	0.00	0.00 %			
				0.00	0.00	0.00 %	Taka Release : % of Allocation :	5.70 100.00 %	

Project-wise Implementation Status of the project under Ministry of Housing and Public Works

Reporting Period: July 2012 To June 2013

RADP:2012-13

(Taka in Lakh)

SI No.	Ministry/Division Name Agency Name Project Code and Name		Project Cost	Target and Progress			Cumulative Progress upto Reporting Period		
				Financial		Physical (% of Total Project) A) Target B) Progress	Fin. Total PA (% of Projects Cost)	Physical Progress in %	
	Allocation	Expenditure							
	Implementation Period	Development Partner	A) Total B) Taka C) PA D) RPA	A) Total B) Taka C) PA D) RPA E) CDVAT	A) Total B) Taka C) PA D) RPA E) CDVAT	% of Allocation			
	1	2	3	4	5	6	7	8	9
459	3205-0068	Development of site and services Residential Plot at Shibchar in the District of Madaripur for the low and middle income people	3,093.10 3,093.10 0.00 0.00	1,095.87 1,095.87 0.00 0.00	1,095.87 1,095.87 0.00 0.00	100.00 % 100.00 % 0.00 % 0.00 %	36.00 % 36.00 % 0.00 % 0.00 %	1,095.87 0.00 35.43 % 0.00 %	36.00 %
	1-Dec-12 to 30-Jun-14	Non-Donor Project						Taka Release : % of Allocation :	1,095.87 100.00 %
460	3205-0069	Development of site services Residential Plot at Avay Nagar Upazila in the District of Jessor.	1,165.73 1,165.73 0.00 0.00	1.00 1.00 0.00 0.00	1.00 1.00 0.00 0.00	100.00 % 100.00 % 0.00 % 0.00 %	1.00 % 1.00 % 0.00 % 0.00 %	1.00 0.00 0.09 % 0.00 %	1.00 %
	1-Sep-12 to 30-Jun-14	Non-Donor Project						Taka Release : % of Allocation :	1.00 100.00 %
461	3205-0070	Development of Storied Residential Plot at sadar Upazila in the District of Jhenidah.	2,514.27 2,514.27 0.00 0.00	1.00 1.00 0.00 0.00	1.00 1.00 0.00 0.00	100.00 % 100.00 % 0.00 % 0.00 %	1.00 % 1.00 % 0.00 % 0.00 %	1.00 0.00 0.04 % 0.00 %	1.00 %
	1-Sep-12 to 30-Jun-14	Non-Donor Project						Taka Release : % of Allocation :	1.00 100.00 %

Project-wise Implementation Status of the project under Ministry of Housing and Public Works

Reporting Period: July 2012 To June 2013

RADP:2012-13

(Taka in Lakh)

SI No.	Ministry/Division Name Agency Name Project Code and Name		Project Cost	Target and Progress			Cumulative Progress upto Reporting Period		
				Financial		Physical (% of Total Project) A) Target B) Progress	Fin. Total PA (% of Projects Cost)	Physical Progress in %	
	Allocation	Expenditure							
	Implementation Period	Development Partner	A) Total B) Taka C) PA D) RPA	A) Total B) Taka C) PA D) RPA E) CDVAT	A) Total B) Taka C) PA D) RPA E) CDVAT	% of Allocation			
	1	2	3	4	5	6	7	8	9
462	3205-0072	Development of site services Residential Plot at Sadar Upazila in Madaripur District.	1,311.94 1,311.94 0.00	1.00 1.00 0.00	1.00 1.00 0.00	100.00 % 100.00 % 0.00 %	1.00 % 1.00 % 0.00 %	1.00 0.00 0.08 % 0.00 %	1.00% 0.00 % 0.00 %
	1-Jul-12 to 30-Jun-14	Non-Donor Project	0.00	0.00	0.00	0.00 %			
			0.00	0.00	0.00	0.00 %	Taka Release : % of Allocation :	0.00 0.00 %	0.00 0.00 %
463	3205-0071	Development of site and services Residential Plot at sadar upazila in the District of Narail.	2,097.31 2,097.31 0.00	1.00 1.00 0.00	1.00 1.00 0.00	100.00 % 100.00 % 0.00 %	1.00 % 1.00 % 0.00 %	1.00 0.00 0.05 % 0.00 %	1.00% 0.00 % 0.00 %
	1-Jul-12 to 30-Jun-14	Non-Donor Project	0.00	0.00	0.00	0.00 %			
			0.00	0.00	0.00	0.00 %	Taka Release : % of Allocation :	1.00 100.00 %	1.00 100.00 %
464	3205-0083	Development of Site Services Residential Plot at Sadar Upazila in the District of Rajbari.	1,022.15 1,022.15 0.00	1.00 1.00 0.00	1.00 1.00 0.00	100.00 % 100.00 % 0.00 %	1.00 % 1.00 % 0.00 %	1.00 0.00 0.10 % 0.00 %	1.00% 0.00 % 0.00 %
	1-Jul-12 to 31-Dec-14	Non-Donor Project	0.00	0.00	0.00	0.00 %			
			0.00	0.00	0.00	0.00 %	Taka Release : % of Allocation :	1.00 100.00 %	1.00 100.00 %

Project-wise Implementation Status of the project under Ministry of Housing and Public Works

Reporting Period: July 2012 To June 2013

RADP:2012-13

(Taka in Lakh)

SI No.	Ministry/Division Name Agency Name Project Code and Name		Project Cost	Target and Progress			Cumulative Progress upto Reporting Period		
				Financial		Physical (% of Total Project) A) Target B) Progress	Fin. Total PA (% of Projects Cost)	Physical Progress in %	
	Allocation	Expenditure							
	Implementation Period	Development Partner	A) Total B) Taka C) PA D) RPA	A) Total B) Taka C) PA D) RPA E) CDVAT	A) Total B) Taka C) PA D) RPA E) CDVAT	% of Allocation			
	1	2	3	4	5	6	7	8	9

Executing Agency Total	295,907.70	18,501.11	15,794.26	85.37 %	Taka Release : 16,495.09 % of Allocation : 89.86 %
	295,089.76	18,356.11	15,649.26	85.25 %	
	817.94	145.00	145.00	100.00 %	
	0.00	0.00	0.00	0.00 %	
		0.00	0.00	0.00 %	
Ministry Total	2,871,938.85	126,469.58	122,660.60	96.99 %	Taka Release : 119,874.11 % of Allocation : 96.46 %
	2,800,671.45	124,274.58	120,765.60	97.18 %	
	71,267.40	2,195.00	1,895.00	86.33 %	
	0.00	700.00	700.00	100.00 %	
		3.00	0.00	0.00 %	

Project-wise Implementation Status of the project under Ministry of Information

Reporting Period: July 2012 To June 2013

RADP:2012-13

(Taka in Lakh)

SI No.	Ministry/Division Name Agency Name Project Code and Name		Project Cost	Target and Progress			Cumulative Progress upto Reporting Period		
				Financial		Physical (% of Total Project) A) Target B) Progress	Fin. Total PA (% of Projects Cost)	Physical Progress in %	
	Allocation	Expenditure							
	Implementation Period	Development Partner	A) Total B) Taka C) PA D) RPA	A) Total B) Taka C) PA D) RPA E) CDVAT	A) Total B) Taka C) PA D) RPA E) CDVAT	% of Allocation			
	1	2	3	4	5	6	7	8	9

Ministry of Information

Ministry's Own

465	3301-5011	Joint Programme to Address Violence Aggainst Women.	229.00 0.00 229.00 0.00	129.00 0.00 129.00 0.00	115.19 0.00 115.19 0.00	89.29 % 0.00 % 89.29 % 0.00 %	57.00 % 50.00 %	211.47 211.47 92.34 % 92.34 %	92.34 %
-----	-----------	-----------------------------------------------------	----------------------------------	----------------------------------	----------------------------------	----------------------------------------	--------------------	----------------------------------------	---------

1-Jan-10	to 31-Dec-12	UNFPA						Taka Release : % of Allocation :	0.00 0.00 %
----------	--------------	-------	--	--	--	--	--	-------------------------------------	----------------

466	3301-5013	Communication Programs for the Development of Women and Children.	20,225.00 2,865.00 17,360.00 0.00	872.00 272.00 600.00 0.00	2,125.21 229.02 1,896.19 0.00	243.72 % 84.20 % 316.03 % 0.00 %	5.00 % 10.00 %	2,125.21 1,896.19 10.51 % 10.92 %	10.00 %
-----	-----------	-------------------------------------------------------------------	--------------------------------------------	------------------------------------	----------------------------------------	-------------------------------------------	-------------------	--------------------------------------------	---------

1-Jul-12	to 30-Jun-17	Non-Donor Project						Taka Release : % of Allocation :	272.00 100.00 %
----------	--------------	-------------------	--	--	--	--	--	-------------------------------------	--------------------

Executing Agency Total			20,454.00 2,865.00 17,589.00 0.00	1,001.00 272.00 729.00 0.00	2,240.40 229.02 2,011.38 0.00	223.82 % 84.20 % 275.91 % 0.00 %		Taka Release : % of Allocation :	272.00 100.00 %
-------------------------------	--	--	--------------------------------------------	--------------------------------------	----------------------------------------	-------------------------------------------	--	-------------------------------------	--------------------

Bangladesh Betar

Project-wise Implementation Status of the project under Ministry of Information

Reporting Period: July 2012 To June 2013

RADP:2012-13

(Taka in Lakh)

SI No.	Ministry/Division Name Agency Name Project Code and Name		Project Cost	Target and Progress			Cumulative Progress upto Reporting Period		
				Financial		Physical (% of Total Project) A) Target B) Progress	Fin. Total PA (% of Projects Cost)	Physical Progress in %	
	Allocation	Expenditure							
	Implementation Period	Development Partner	A) Total B) Taka C) PA D) RPA	A) Total B) Taka C) PA D) RPA E) CDVAT	A) Total B) Taka C) PA D) RPA E) CDVAT	% of Allocation			
	1	2	3	4	5	6	7	8	9
467	3351-5020 Balancing, Modernization, Replacement and Extension of equipment of the different centres of Bangladesh Betar (1st Phase).		2,373.87 2,373.87 0.00	18.00 18.00 0.00	15.40 15.40 0.00	85.56 % 85.56 % 0.00 %	0.75 % 0.65 % 0.00 %	2,018.29 0.00 85.02 % 0.00 %	95.00%
	1-Jul-05 to 30-Jun-13	Non-Donor Project	0.00	0.00	0.00	0.00 %			
				0.00	0.00	0.00 %	Taka Release : % of Allocation :	17.50 97.22 %	
468	3351-5030 Introduction of FM Broadcasting all orve the Country of Bangladesh Betar (1st phase)		2,848.84 2,848.84 0.00	24.00 24.00 0.00	23.83 23.83 0.00	99.29 % 99.29 % 0.00 %	0.80 % 0.80 % 0.00 %	2,848.91 0.00 100.00 % 0.00 %	100.00%
	1-Jul-09 to 30-Jun-13	Non-Donor Project	0.00	0.00	0.00	0.00 %			
				0.00	0.00	0.00 %	Taka Release : % of Allocation :	24.00 100.00 %	
469	3351-5050 Modernization and Digitization and Medium Wave Transmitter of Bangladesh Betar.		2,569.00 2,569.00 0.00	600.00 600.00 0.00	518.30 518.30 0.00	86.38 % 86.38 % 0.00 %	24.00 % 21.00 % 0.00 %	535.36 0.00 20.84 % 0.00 %	22.00%
	1-Jul-11 to 30-Jun-14	Non-Donor Project	0.00	0.00	0.00	0.00 %			
				50.00	0.00	0.00 %	Taka Release : % of Allocation :	600.00 100.00 %	

Project-wise Implementation Status of the project under Ministry of Information

Reporting Period: July 2012 To June 2013

RADP:2012-13

(Taka in Lakh)

SI No.	Ministry/Division Name Agency Name Project Code and Name		Project Cost	Target and Progress			Cumulative Progress upto Reporting Period		
				Financial		Physical (% of Total Project) A) Target B) Progress	Fin. Total PA (% of Projects Cost)	Physical Progress in %	
	Allocation	Expenditure							
	Implementation Period	Development Partner	A) Total B) Taka C) PA D) RPA	A) Total B) Taka C) PA D) RPA E) CDVAT	A) Total B) Taka C) PA D) RPA E) CDVAT	% of Allocation			
	1	2	3	4	5	6	7	8	9
470	3351-5015 Transfer, Establishment and Modernization of Radio Bangladesh Shahbagh Complex at Agargaon, Dhaka.		10,579.21 10,579.21 0.00	4.00 4.00 0.00	3.99 3.99 0.00	99.75 % 99.75 % 0.00 %	1.00 % 1.00 % 0.00 %	3.99 0.00 0.04 % 0.00 %	1.00 %
	1-Jul-12 to 30-Jun-15	Non-Donor Project	0.00	0.00	0.00	0.00 %			
				0.00	0.00	0.00 %		Taka Release : 4.00 % of Allocation : 100.00 %	
471	3351-5014 Establishment of Two Self-sufficient 10 K.W. FM Radio Centres in Mymensingh and Gopalganj of Bangladesh Radio.		7,631.00 7,631.00 0.00	12.00 12.00 0.00	8.92 8.92 0.00	74.33 % 74.33 % 0.00 %	0.15 % 0.11 % 0.00 %	8.92 0.00 0.12 % 0.00 %	0.11 %
	1-Jul-12 to 30-Jun-15	Non-Donor Project	0.00	0.00	0.00	0.00 %			
				0.00	0.00	0.00 %		Taka Release : 12.00 % of Allocation : 100.00 %	
Executing Agency Total			26,001.92 26,001.92 0.00 0.00	658.00 658.00 0.00 0.00	570.44 570.44 0.00 0.00	86.69 % 86.69 % 0.00 % 0.00 %		Taka Release : 657.50 % of Allocation : 99.92 %	

Bangladesh Television

Project-wise Implementation Status of the project under Ministry of Information

Reporting Period: July 2012 To June 2013

RADP:2012-13

(Taka in Lakh)

SI No.	Ministry/Division Name Agency Name Project Code and Name		Project Cost	Target and Progress			Cumulative Progress upto Reporting Period		
				Financial		Physical (% of Total Project) A) Target B) Progress	Fin. Total PA (% of Projects Cost)	Physical Progress in %	
	Allocation	Expenditure							
	Implementation Period	Development Partner	A) Total B) Taka C) PA D) RPA	A) Total B) Taka C) PA D) RPA E) CDVAT	A) Total B) Taka C) PA D) RPA E) CDVAT	% of Allocation			
	1	2	3	4	5	6	7	8	9
472	3353-5860	Equipping the Studios Equipment of the Extended Building of the Bangladesh Dhaka Television Centre at Bangladesh Television.	5,410.00 5,410.00 0.00 0.00	452.00 452.00 0.00 0.00	445.28 445.28 0.00 0.00	98.51 % 98.51 % 0.00 % 0.00 %	8.50 % 8.40 % 0.00 % 0.00 %	5,073.03 0.00 93.77 % 0.00 %	96.00 %
	1-Jul-05 to 30-Jun-13	Non-Donor Project		325.00	0.00	0.00 %		Taka Release : 452.00 % of Allocation : 100.00 %	
473	3353-5870	Construction of Head Quarters Office Bhaban.	3,800.00 3,800.00 0.00 0.00	500.00 500.00 0.00 0.00	488.68 488.68 0.00 0.00	97.74 % 97.74 % 0.00 % 0.00 %	13.50 % 13.00 % 0.00 % 0.00 %	985.95 0.00 25.95 % 0.00 %	26.00 %
	1-Jan-10 to 30-Jun-14	Non-Donor Project		0.00	0.00	0.00 %		Taka Release : 500.00 % of Allocation : 100.00 %	
474	3353-5100	Modernization and Extension of Bangladesh Television, Chittagong Centre.	3,761.00 3,761.00 0.00 0.00	200.00 200.00 0.00 0.00	179.95 179.95 0.00 0.00	89.98 % 89.98 % 0.00 % 0.00 %	5.40 % 4.80 % 0.00 % 0.00 %	284.92 0.00 7.58 % 0.00 %	8.00 %
	1-Dec-12 to 30-Jun-13	Non-Donor Project		50.00	0.00	0.00 %		Taka Release : 200.00 % of Allocation : 100.00 %	

Project-wise Implementation Status of the project under Ministry of Information

Reporting Period: July 2012 To June 2013

RADP:2012-13

(Taka in Lakh)

SI No.	Ministry/Division Name		Project Cost	Target and Progress			Cumulative Progress upto Reporting Period	
	Agency Name			Financial		Physical (% of Total Project) A) Target B) Progress	Fin. Total PA (% of Projects Cost)	Physical Progress in %
	Project Code and Name			Allocation	Expenditure			
	Implementation Period	Development Partner	A) Total B) Taka C) PA D) RPA	A) Total B) Taka C) PA D) RPA E) CDVAT	A) Total B) Taka C) PA D) RPA E) CDVAT	% of Allocation		
	1	2	3	4	5	6	7	8

Executing Agency Total	12,971.00	1,152.00	1,113.91	96.69 %	Taka Release : 1,152.00 % of Allocation : 100.00 %
	12,971.00	1,152.00	1,113.91	96.69 %	
	0.00	0.00	0.00	0.00 %	
	0.00	0.00	0.00	0.00 %	
		375.00	0.00	0.00 %	

Bangladesh Film Archives

475	3373-5010	Upgradation of Film Preservation system Digital Archiving of classic Films & Restrator of Activities of Bangladesh Film Archive.	2,207.37	79.00	67.41	85.33 %	3.70 %	2,041.49	96.00%
			2,207.37	79.00	67.41	85.33 %	3.00 %	0.00	
			0.00	0.00	0.00	0.00 %		92.49 %	
			0.00	0.00	0.00	0.00 %		0.00 %	
1-Jul-06	to 30-Jun-13	Non-Donor Project							
			0.00	0.00	0.00	0.00 %			
476	3373-5020	Construction of Films Archives Building.	7,500.00	775.00	770.12	99.37 %	11.00 %	844.27	18.00%
			7,500.00	775.00	770.12	99.37 %	11.00 %	0.00	
			0.00	0.00	0.00	0.00 %		11.26 %	
			0.00	0.00	0.00	0.00 %		0.00 %	
1-Jul-09	to 30-Jun-14	Non-Donor Project							
			0.00	0.00	0.00	0.00 %			

Project-wise Implementation Status of the project under Ministry of Information

Reporting Period: July 2012 To June 2013

RADP:2012-13

(Taka in Lakh)

SI No.	Ministry/Division Name Agency Name Project Code and Name		Project Cost	Target and Progress			Cumulative Progress upto Reporting Period		
				Financial		Physical (% of Total Project) A) Target B) Progress	Fin. Total PA (% of Projects Cost)	Physical Progress in %	
	Allocation	Expenditure							
	Implementation Period	Development Partner	A) Total B) Taka C) PA D) RPA	A) Total B) Taka C) PA D) RPA E) CDVAT	A) Total B) Taka C) PA D) RPA E) CDVAT	% of Allocation			
	1	2	3	4	5	6	7	8	9

Executing Agency Total	9,707.37	854.00	837.53	98.07 %	Taka Release :	854.00
	9,707.37	854.00	837.53	98.07 %	% of Allocation :	100.00 %
	0.00	0.00	0.00	0.00 %		
	0.00	0.00	0.00	0.00 %		

Bangladesh Film Development Corporation (BFDC)

477	3305-5890	Introduction of Digital Technology in BFDC	2,100.00	1.00	0.00	0.00 %	0.00 %	1,904.48	92.00 %
			2,100.00	1.00	0.00	0.00 %	0.00 %	0.00	
			0.00	0.00	0.00	0.00 %		90.69 %	
			0.00	0.00	0.00	0.00 %		0.00 %	
1-Jul-03	to 30-Jun-13	Non-Donor Project							
				0.00	0.00	0.00 %	Taka Release :	0.00	
							% of Allocation :	0.00 %	
478	3305-7000	Modernization and Extension of BFDC.	5,918.00	1,354.00	634.00	46.82 %	23.00 %	967.00	16.00 %
			5,918.00	1,354.00	634.00	46.82 %	11.00 %	0.00	
			0.00	0.00	0.00	0.00 %		16.34 %	
			0.00	0.00	0.00	0.00 %		0.00 %	
1-Jul-11	to 30-Jun-14	Non-Donor Project							
				100.00	0.00	0.00 %	Taka Release :	799.00	
							% of Allocation :	59.01 %	

Project-wise Implementation Status of the project under Ministry of Information

Reporting Period: July 2012 To June 2013

RADP:2012-13

(Taka in Lakh)

SI No.	Ministry/Division Name Agency Name Project Code and Name		Project Cost	Target and Progress			Cumulative Progress upto Reporting Period		
				Financial		Physical (% of Total Project) A) Target B) Progress	Fin. Total PA (% of Projects Cost)	Physical Progress in %	
	Allocation	Expenditure							
	Implementation Period	Development Partner	A) Total B) Taka C) PA D) RPA	A) Total B) Taka C) PA D) RPA E) CDVAT	A) Total B) Taka C) PA D) RPA E) CDVAT	% of Allocation			
	1	2	3	4	5	6	7	8	9

Executing Agency Total	8,018.00	1,355.00	634.00	46.79 %	Taka Release : 799.00
	8,018.00	1,355.00	634.00	46.79 %	
	0.00	0.00	0.00	0.00 %	
	0.00	0.00	0.00	0.00 %	
		100.00	0.00	0.00 %	
Ministry Total	77,152.29	5,020.00	5,396.28	107.50 %	Taka Release : 3,734.50
	59,563.29	4,291.00	3,384.90	78.88 %	
	17,589.00	729.00	2,011.38	275.91 %	
	0.00	0.00	0.00	0.00 %	
		525.00	0.00	0.00 %	

Project-wise Implementation Status of the project under Ministry of Cultural Affairs

Reporting Period: July 2012 To June 2013

RADP:2012-13

(Taka in Lakh)

SI No.	Ministry/Division Name Agency Name Project Code and Name		Project Cost	Target and Progress			Cumulative Progress upto Reporting Period		
				Financial		Physical (% of Total Project) A) Target B) Progress	Fin. Total PA (% of Projects Cost)	Physical Progress in %	
	Allocation	Expenditure							
	Implementation Period	Development Partner	A) Total B) Taka C) PA D) RPA	A) Total B) Taka C) PA D) RPA E) CDVAT	A) Total B) Taka C) PA D) RPA E) CDVAT	% of Allocation			
	1	2	3	4	5	6	7	8	9

Ministry of Cultural Affairs

Department of Archaeology

479	3431-7040	Reformation, Preservation and Activating the Light & Sound Show of Lalbagh Fort and Reformation & Preservation of Ancient Activities at Mohathangar and adjacent area.	1,332.60 1,332.60 0.00 0.00	400.00 400.00 0.00 0.00	313.59 313.59 0.00 0.00	78.40 % 78.40 % 0.00 % 0.00 %	35.00 % 30.00 % 62.35 % 0.00 %	830.94 0.00 62.35 % 0.00 %	70.00 %
1-Jan-05	to 30-Jun-13	Non-Donor Project						Taka Release : % of Allocation :	400.00 100.00 %
480	3431-5010	South Asian Turism Infrastructure Development Project.	9,298.00 442.00 8,856.00 8,626.00	635.00 60.00 575.00 534.00	552.08 56.23 495.85 495.85	86.94 % 93.72 % 86.23 % 92.86 %	10.00 % 8.00 % 6.88 % 6.59 %	639.74 583.51 6.88 % 6.59 %	12.00 %
1-Jan-10	to 31-Dec-14	ADB						Taka Release : % of Allocation :	60.00 100.00 %
481	3431-5020	Training and Capacity Building for Long term Management and Best Practices Conservation for the Preservation of Cultural Heritage Sites and World Heritage Properties in Bangladesh.	254.00 0.00 254.00 0.00	174.00 0.00 174.00 0.00	174.00 0.00 174.00 0.00	100.00 % 0.00 % 100.00 % 0.00 %	75.00 % 75.00 % 84.00 % 84.00 %	213.37 213.37 84.00 % 84.00 %	100.00 %
1-Aug-11	to 28-Feb-13	UNESCO						Taka Release : % of Allocation :	0.00 0.00 %

Project-wise Implementation Status of the project under Ministry of Cultural Affairs

Reporting Period: July 2012 To June 2013

RADP:2012-13

(Taka in Lakh)

SI No.	Ministry/Division Name Agency Name Project Code and Name		Project Cost	Target and Progress			Cumulative Progress upto Reporting Period		
				Financial		Physical (% of Total Project) A) Target B) Progress	Fin. Total PA (% of Projects Cost)	Physical Progress in %	
	Allocation	Expenditure							
	Implementation Period	Development Partner	A) Total B) Taka C) PA D) RPA	A) Total B) Taka C) PA D) RPA E) CDVAT	A) Total B) Taka C) PA D) RPA E) CDVAT	% of Allocation			
	1	2	3	4	5	6	7	8	9

Executing Agency Total	10,884.60	1,209.00	1,039.67	85.99 %	Taka Release :	460.00
	1,774.60	460.00	369.82	80.40 %	% of Allocation :	100.00 %
	9,110.00	749.00	669.85	89.43 %		
	8,626.00	534.00	495.85	92.86 %		
		0.00	0.00	0.00 %		

Department of Archives and Libraries

482	3433-7050	Modernization of Bangladesh National Library.	931.00	650.00	643.00	98.92 %	70.00 %	677.98	75.00%
			931.00	650.00	643.00	98.92 %	70.00 %	0.00	
			0.00	0.00	0.00	0.00 %		72.82 %	
			0.00	0.00	0.00	0.00 %		0.00 %	
1-Jan-11 to 30-Jun-13	Non-Donor Project		0.00	0.00	0.00	0.00 %			
				0.00	0.00	0.00 %		Taka Release :	650.00
								% of Allocation :	100.00 %

Executing Agency Total	931.00	650.00	643.00	98.92 %	Taka Release :	650.00
	931.00	650.00	643.00	98.92 %	% of Allocation :	100.00 %
	0.00	0.00	0.00	0.00 %		
	0.00	0.00	0.00	0.00 %		
		0.00	0.00	0.00 %		

Bangladesh National Museum

Project-wise Implementation Status of the project under Ministry of Cultural Affairs

Reporting Period: July 2012 To June 2013

RADP:2012-13

(Taka in Lakh)

SI No.	Ministry/Division Name Agency Name Project Code and Name		Project Cost	Target and Progress			Cumulative Progress upto Reporting Period		
				Financial		Physical (% of Total Project) A) Target B) Progress	Fin. Total PA (% of Projects Cost)	Physical Progress in %	
	Allocation	Expenditure							
	Implementation Period	Development Partner	A) Total B) Taka C) PA D) RPA	A) Total B) Taka C) PA D) RPA E) CDVAT	A) Total B) Taka C) PA D) RPA E) CDVAT	% of Allocation			
	1	2	3	4	5	6	7	8	9
483	3405-5010	Construction of Collection house Poet Jasim Uddin.	1,125.17 1,125.17 0.00 0.00	389.00 389.00 0.00 0.00	351.38 351.38 0.00 0.00	90.33 % 90.33 % 0.00 % 0.00 %	35.00 % 30.00 %	1,104.38 0.00 98.15 % 0.00 %	95.00 %
	1-Jul-06 to 31-Dec-13	Non-Donor Project	0.00	0.00	0.00	0.00 %			
				0.00	0.00	0.00 %	Taka Release : % of Allocation :	389.00 100.00 %	
484	3405-5011	Construction of Journalish Kangal Horinath Museum, Kushthia.	735.00 735.00 0.00 0.00	162.00 162.00 0.00 0.00	156.69 156.69 0.00 0.00	96.72 % 96.72 % 0.00 % 0.00 %	25.00 % 25.00 %	156.69 0.00 21.32 % 0.00 %	25.00 %
	1-Jul-12 to 30-Jun-15	Non-Donor Project	0.00	0.00	0.00	0.00 %			
				0.00	0.00	0.00 %	Taka Release : % of Allocation :	162.00 100.00 %	
Executing Agency Total			1,860.17 1,860.17 0.00 0.00	551.00 551.00 0.00 0.00	508.07 508.07 0.00 0.00	92.21 % 92.21 % 0.00 % 0.00 %	Taka Release : % of Allocation :	551.00 100.00 %	

Bangladesh Shilpakhala Academy

Project-wise Implementation Status of the project under Ministry of Cultural Affairs

Reporting Period: July 2012 To June 2013

RADP:2012-13

(Taka in Lakh)

SI No.	Ministry/Division Name Agency Name Project Code and Name		Project Cost	Target and Progress			Cumulative Progress upto Reporting Period		
				Financial		Physical (% of Total Project) A) Target B) Progress	Fin. Total PA (% of Projects Cost)	Physical Progress in %	
	Allocation	Expenditure							
	Implementation Period	Development Partner	A) Total B) Taka C) PA D) RPA	A) Total B) Taka C) PA D) RPA E) CDVAT	A) Total B) Taka C) PA D) RPA E) CDVAT	% of Allocation			
	1	2	3	4	5	6	7	8	9
485	3405-7210	Training on Fine and Performing Arts (2nd Phase).	2,831.79	1.00	0.00	0.00 %	0.00 %	0.00	11.00%
			2,831.79	1.00	0.00	0.00 %	0.00 %	0.00	
			0.00	0.00	0.00	0.00 %		0.00 %	
	1-Jul-06 to 30-Jun-13	Non-Donor Project	0.00	0.00	0.00	0.00 %		0.00 %	
				0.00	0.00	0.00 %	Taka Release : % of Allocation :	0.00 0.00 %	
486	3405-7240	Construction of Hasan Raza Academy	773.00	150.00	70.50	47.00 %	20.00 %	438.50	60.00%
			773.00	150.00	70.50	47.00 %	10.00 %	0.00	
			0.00	0.00	0.00	0.00 %		56.73 %	
			0.00	0.00	0.00	0.00 %		0.00 %	
	1-Apr-09 to 31-Mar-13	Non-Donor Project	0.00	0.00	0.00	0.00 %			
				0.00	0.00	0.00 %	Taka Release : % of Allocation :	150.00 100.00 %	
Executing Agency Total			3,604.79	151.00	70.50	46.69 %	Taka Release : % of Allocation :	150.00 99.34 %	
			3,604.79	151.00	70.50	46.69 %			
			0.00	0.00	0.00	0.00 %			
			0.00	0.00	0.00	0.00 %			

National Book Center, Bangladesh

Project-wise Implementation Status of the project under Ministry of Cultural Affairs

Reporting Period: July 2012 To June 2013

RADP:2012-13

(Taka in Lakh)

SI No.	Ministry/Division Name Agency Name Project Code and Name		Project Cost	Target and Progress			Cumulative Progress upto Reporting Period		
				Financial		Physical (% of Total Project) A) Target B) Progress	Fin. Total PA (% of Projects Cost)	Physical Progress in %	
	Allocation	Expenditure							
	Implementation Period	Development Partner	A) Total B) Taka C) PA D) RPA	A) Total B) Taka C) PA D) RPA E) CDVAT	A) Total B) Taka C) PA D) RPA E) CDVAT	% of Allocation			
	1	2	3	4	5	6	7	8	9
487	3405-7050	Development Support to Non-Govt. Libraries.	568.00	391.00	386.00	98.72 %	70.00 %	542.00	99.00 %
			568.00	391.00	386.00	98.72 %	70.00 %	0.00	
			0.00	0.00	0.00	0.00 %		95.42 %	
			0.00	0.00	0.00	0.00 %		0.00 %	
1-Jan-11	to 30-Jun-13	Non-Donor Project	0.00	0.00	0.00	0.00 %			
				0.00	0.00	0.00 %			
								Taka Release :	386.00
								% of Allocation :	98.72 %
		Executing Agency Total	568.00	391.00	386.00	98.72 %			
			568.00	391.00	386.00	98.72 %			
			0.00	0.00	0.00	0.00 %			
			0.00	0.00	0.00	0.00 %			
				0.00	0.00	0.00 %			
								Taka Release :	386.00
								% of Allocation :	98.72 %
Tribal Cultural Institute, Bandarban									
488	3405-7040	Establishment of Regional Center of Bandarban Khudra Nri-Gosthir	415.00	100.00	99.37	99.37 %	25.00 %	114.66	30.00 %
		Sanskritik Institute at Ruma upazila	415.00	100.00	99.37	99.37 %	25.00 %	0.00	
			0.00	0.00	0.00	0.00 %		27.63 %	
			0.00	0.00	0.00	0.00 %		0.00 %	
1-Jan-11	to 30-Jun-13	Non-Donor Project	0.00	0.00	0.00	0.00 %			
				0.00	0.00	0.00 %			
								Taka Release :	100.00
								% of Allocation :	100.00 %

Project-wise Implementation Status of the project under Ministry of Cultural Affairs

Reporting Period: July 2012 To June 2013

RADP:2012-13

(Taka in Lakh)

SI No.	Ministry/Division Name Agency Name Project Code and Name		Project Cost	Target and Progress			Cumulative Progress upto Reporting Period		
				Financial		Physical (% of Total Project) A) Target B) Progress	Fin. Total PA (% of Projects Cost)	Physical Progress in %	
	Allocation	Expenditure							
	Implementation Period	Development Partner	A) Total B) Taka C) PA D) RPA	A) Total B) Taka C) PA D) RPA E) CDVAT	A) Total B) Taka C) PA D) RPA E) CDVAT	% of Allocation			
	1	2	3	4	5	6	7	8	9

Executing Agency Total	415.00	100.00	99.37	99.37 %	Taka Release : 100.00 % of Allocation : 100.00 %
	415.00	100.00	99.37	99.37 %	
	0.00	0.00	0.00	0.00 %	
	0.00	0.00	0.00	0.00 %	
	0.00	0.00	0.00	0.00 %	
Ministry Total	18,263.56	3,052.00	2,746.61	89.99 %	Taka Release : 2,297.00 % of Allocation : 99.74 %
	9,153.56	2,303.00	2,076.76	90.18 %	
	9,110.00	749.00	669.85	89.43 %	
	8,626.00	534.00	495.85	92.86 %	
		0.00	0.00	0.00 %	

Project-wise Implementation Status of the project under Ministry of Religious Affairs

Reporting Period: July 2012 To June 2013

RADP:2012-13

(Taka in Lakh)

SI No.	Ministry/Division Name Agency Name Project Code and Name		Project Cost	Target and Progress			Cumulative Progress upto Reporting Period		
				Financial		Physical (% of Total Project) A) Target B) Progress	Fin. Total PA (% of Projects Cost)	Physical Progress in %	
	Allocation	Expenditure							
	Implementation Period	Development Partner	A) Total B) Taka C) PA D) RPA	A) Total B) Taka C) PA D) RPA E) CDVAT	A) Total B) Taka C) PA D) RPA E) CDVAT	% of Allocation			
	1	2	3	4	5	6	7	8	9

Ministry of Religious Affairs

Ministry's Own

489	3501-5170	Masjid based Children and Mass Education Activities (5th Phase).	76,833.09 76,833.09 0.00 0.00	13,130.00 13,130.00 0.00 0.00	13,119.52 13,119.52 0.00 0.00	99.92 % 99.92 % 0.00 % 0.00 %	15.00 % 15.00 % 68.81 % 0.00 %	52,867.88 0.00 68.81 % 0.00 %	72.00 %
1-Jan-09	to 31-Dec-14	Non-Donor Project						Taka Release : % of Allocation :	13,130.00 100.00 %
490	3501-5260	Involvement of Religious Leaders in Violence Against Women Program.	123.00 0.00 123.00 123.00	45.00 0.00 45.00 45.00	44.80 0.00 44.80 44.80	99.56 % 0.00 % 99.56 % 99.56 %	37.00 % 36.00 % 99.84 % 99.84 %	122.80 122.80 99.84 % 99.84 %	100.00 %
1-Jul-10	to 31-Dec-12	UNFPA						Taka Release : % of Allocation :	0.00 0.00 %
491	3501-7070	Temple based Children and Mass Education Activities (3rd Phase)	7,770.00 7,770.00 0.00 0.00	2,441.00 2,441.00 0.00 0.00	2,381.00 2,381.00 0.00 0.00	97.54 % 97.54 % 0.00 % 0.00 %	31.00 % 30.00 % 63.75 % 0.00 %	4,953.73 0.00 63.75 % 0.00 %	72.00 %
1-Jul-10	to 30-Jun-14	Non-Donor Project						Taka Release : % of Allocation :	2,441.00 100.00 %

Project-wise Implementation Status of the project under Ministry of Religious Affairs

Reporting Period: July 2012 To June 2013

RADP:2012-13

(Taka in Lakh)

SI No.	Ministry/Division Name Agency Name Project Code and Name		Project Cost	Target and Progress			Cumulative Progress upto Reporting Period		
				Financial		Physical (% of Total Project) A) Target B) Progress	Fin. Total PA (% of Projects Cost)	Physical Progress in %	
	Allocation	Expenditure							
	Implementation Period	Development Partner	A) Total B) Taka C) PA D) RPA	A) Total B) Taka C) PA D) RPA E) CDVAT	A) Total B) Taka C) PA D) RPA E) CDVAT	% of Allocation			
	1	2	3	4	5	6	7	8	9

Executing Agency Total	84,726.09	15,616.00	15,545.32	99.55 %	Taka Release :	15,571.00
	84,603.09	15,571.00	15,500.52	99.55 %	% of Allocation :	100.00 %
	123.00	45.00	44.80	99.56 %		
	123.00	45.00	44.80	99.56 %		
		0.00	0.00	0.00 %		

Islamic Foundation

492	3505-5200	Establishment of Digital Archive and Conversion into Digital of all Programme of Islamic Foundation.	1,007.00 1,007.00 0.00 0.00	675.00 675.00 0.00 0.00	673.71 673.71 0.00 0.00	99.81 % 99.81 % 0.00 % 0.00 %	67.00 % 67.00 % 99.90 % 0.00 %	1,006.00 0.00 99.90 % 0.00 %	100.00 %
1-Sep-10 to 30-Jun-13	Non-Donor Project			0.00 0.00	0.00 0.00	0.00 % 0.00 %		Taka Release : % of Allocation :	675.00 100.00 %
493	3505-7100	Construction of Islamic Mission Complex (Fatulla, Narayangonj & Jhalkathi).	1,500.00 1,500.00 0.00 0.00	300.00 300.00 0.00 0.00	285.86 285.86 0.00 0.00	95.29 % 95.29 % 0.00 % 0.00 %	36.00 % 34.00 % 35.82 % 0.00 %	537.36 0.00 35.82 % 0.00 %	50.80 %
1-Jul-11 to 31-Dec-13	Non-Donor Project			0.00 0.00	0.00 0.00	0.00 % 0.00 %		Taka Release : % of Allocation :	300.00 100.00 %

Project-wise Implementation Status of the project under Ministry of Religious Affairs

Reporting Period: July 2012 To June 2013

RADP:2012-13

(Taka in Lakh)

SI No.	Ministry/Division Name Agency Name Project Code and Name		Project Cost	Target and Progress			Cumulative Progress upto Reporting Period		
				Financial		Physical (% of Total Project) A) Target B) Progress	Fin. Total PA (% of Projects Cost)	Physical Progress in %	
	Allocation	Expenditure							
	Implementation Period	Development Partner	A) Total B) Taka C) PA D) RPA	A) Total B) Taka C) PA D) RPA E) CDVAT	A) Total B) Taka C) PA D) RPA E) CDVAT	% of Allocation			
	1	2	3	4	5	6	7	8	9
494	3505-5010	Islamic Publication Programs.	776.00 776.00 0.00 0.00	100.00 100.00 0.00 0.00	100.00 100.00 0.00 0.00	100.00 % 100.00 % 0.00 % 0.00 %	13.00 % 13.00 % 0.00 % 0.00 %	100.00 0.00 12.89 % 0.00 %	13.00 %
	1-Jul-12 to 30-Jun-14	Non-Donor Project						Taka Release : % of Allocation :	100.00 100.00 %
495	3505-5011	Expansion and Strengthening of Masjid Libraries.	1,248.00 1,248.00 0.00 0.00	150.00 150.00 0.00 0.00	142.90 142.90 0.00 0.00	95.27 % 95.27 % 0.00 % 0.00 %	11.45 % 11.45 % 0.00 % 0.00 %	142.90 0.00 11.45 % 0.00 %	11.45 %
	1-Jul-12 to 30-Jun-17	Non-Donor Project						Taka Release : % of Allocation :	0.00 0.00 %
Executing Agency Total			4,531.00 4,531.00 0.00 0.00	1,225.00 1,225.00 0.00 0.00	1,202.47 1,202.47 0.00 0.00	98.16 % 98.16 % 0.00 % 0.00 %		Taka Release : % of Allocation :	1,075.00 87.76 %

Project-wise Implementation Status of the project under Ministry of Religious Affairs

Reporting Period: July 2012 To June 2013

RADP:2012-13

(Taka in Lakh)

SI No.	Ministry/Division Name Agency Name Project Code and Name		Project Cost	Target and Progress			Cumulative Progress upto Reporting Period		
				Financial		Physical (% of Total Project) A) Target B) Progress	Fin. Total PA (% of Projects Cost)	Physical Progress in %	
	Allocation	Expenditure							
	Implementation Period	Development Partner	A) Total B) Taka C) PA D) RPA	A) Total B) Taka C) PA D) RPA E) CDVAT	A) Total B) Taka C) PA D) RPA E) CDVAT	% of Allocation			
	1	2	3	4	5	6	7	8	9
Ministry Total			89,257.09	16,841.00	16,747.79	99.45 %	Taka Release : 16,646.00		
			89,134.09	16,796.00	16,702.99	99.45 %	% of Allocation : 99.11 %		
			123.00	45.00	44.80	99.56 %			
			123.00	45.00	44.80	99.56 %			
				0.00	0.00	0.00 %			

Project-wise Implementation Status of the project under Ministry of Youth and Sports

Reporting Period: July 2012 To June 2013

RADP:2012-13

(Taka in Lakh)

SI No.	Ministry/Division Name Agency Name Project Code and Name		Project Cost	Target and Progress			Cumulative Progress upto Reporting Period		
				Financial		Physical (% of Total Project) A) Target B) Progress	Fin. Total PA (% of Projects Cost)	Physical Progress in %	
	Allocation	Expenditure							
	Implementation Period	Development Partner	A) Total B) Taka C) PA D) RPA	A) Total B) Taka C) PA D) RPA E) CDVAT	A) Total B) Taka C) PA D) RPA E) CDVAT	% of Allocation			
	1	2	3	4	5	6	7	8	9

Ministry of Youth and Sports

Department of Youth Development

496	3640-5710	Strengthening the Programme based Networking between the Department of Youth Development and Non-government Voluntary Youth Organizations.	4,000.00 4,000.00 0.00 0.00	326.00 326.00 0.00 0.00	255.59 255.59 0.00 0.00	78.40 % 78.40 % 0.00 % 0.00 %	8.15 % 8.15 % 96.73 % 0.00 %	3,869.18 0.00 96.73 % 0.00 %	100.00 %
1-Jul-08	to 31-Dec-12	Non-Donor Project						Taka Release : % of Allocation :	326.00 100.00 %
497	3640-5720	Project on Commonwealth Youth Programme Technology Empowerment Centre (CYPTEC) on Wheels for Decenfrancised Rural Young People for Bangladesh.	188.00 188.00 0.00 0.00	11.00 11.00 0.00 0.00	10.50 10.50 0.00 0.00	95.45 % 95.45 % 0.00 % 0.00 %	5.57 % 5.57 % 98.14 % 0.00 %	184.50 0.00 98.14 % 0.00 %	100.00 %
1-Jul-08	to 31-Dec-12	Non-Donor Project						Taka Release : % of Allocation :	10.76 97.82 %
498	3640-5100	Completion of Incomplete Work of Old Youth Training Centre.	10,399.00 10,399.00 0.00 0.00	3,500.00 3,500.00 0.00 0.00	3,444.22 3,444.22 0.00 0.00	98.41 % 98.41 % 0.00 % 0.00 %	30.00 % 30.00 % 49.20 % 0.00 %	5,116.15 0.00 49.20 % 0.00 %	48.00 %
1-Jul-10	to 30-Jun-13	Non-Donor Project						Taka Release : % of Allocation :	3,458.73 98.82 %

Project-wise Implementation Status of the project under Ministry of Youth and Sports

Reporting Period: July 2012 To June 2013

RADP:2012-13

(Taka in Lakh)

SI No.	Ministry/Division Name Agency Name Project Code and Name		Project Cost	Target and Progress			Cumulative Progress upto Reporting Period		
				Financial		Physical (% of Total Project) A) Target B) Progress	Fin. Total PA (% of Projects Cost)	Physical Progress in %	
	Allocation	Expenditure							
	Implementation Period	Development Partner	A) Total B) Taka C) PA D) RPA	A) Total B) Taka C) PA D) RPA E) CDVAT	A) Total B) Taka C) PA D) RPA E) CDVAT	% of Allocation			
	1	2	3	4	5	6	7	8	9
499	3640-5110	Establishment of New Youth Training Centre in 11 Rest of the Districts	14,636.00 14,636.00 0.00 0.00	3,375.00 3,375.00 0.00 0.00	3,368.34 3,368.34 0.00 0.00	99.80 % 99.80 % 0.00 % 0.00 %	46.00 % 18.42 % 30.86 % 0.00 %	4,516.40 0.00 30.86 % 0.00 %	33.42 %
	1-Jul-10 to 30-Jun-15	Non-Donor Project	0.00	0.00	0.00	0.00 %			
				0.00	0.00	0.00 %	Taka Release : % of Allocation :	3,375.00 100.00 %	
500	3640-5150	Strengthening Training Programme at Upazilla Level for Creation of Employment and Self-employment.	9,999.00 9,999.00 0.00 0.00	1,125.00 1,125.00 0.00 0.00	1,051.01 1,051.01 0.00 0.00	93.42 % 93.42 % 0.00 % 0.00 %	15.00 % 12.00 % 13.28 % 0.00 %	1,327.96 0.00 13.28 % 0.00 %	18.00 %
	1-Jan-12 to 30-Jun-16	Non-Donor Project	0.00	0.00	0.00	0.00 %			
				0.00	0.00	0.00 %	Taka Release : % of Allocation :	1,125.00 100.00 %	
501	3640-5160	Employment of Unemployed Youth of 7 Districts of North Bengal and Creation of Self-employment Facilities.	6,325.00 6,325.00 0.00 0.00	1,000.00 1,000.00 0.00 0.00	989.36 989.36 0.00 0.00	98.94 % 98.94 % 0.00 % 0.00 %	41.00 % 41.00 % 16.26 % 0.00 %	1,028.69 0.00 16.26 % 0.00 %	46.00 %
	1-Jan-12 to 30-Jun-16	Non-Donor Project	0.00	0.00	0.00	0.00 %			
				0.00	0.00	0.00 %	Taka Release : % of Allocation :	1,000.00 100.00 %	

Project-wise Implementation Status of the project under Ministry of Youth and Sports

Reporting Period: July 2012 To June 2013

RADP:2012-13

(Taka in Lakh)

SI No.	Ministry/Division Name Agency Name Project Code and Name		Project Cost	Target and Progress			Cumulative Progress upto Reporting Period		
				Financial		Physical (% of Total Project) A) Target B) Progress	Fin. Total PA (% of Projects Cost)	Physical Progress in %	
	Allocation	Expenditure							
		A) Total B) Taka C) PA D) RPA E) CDVAT		A) Total B) Taka C) PA D) RPA E) CDVAT	% of Allocation				
1	2	3	4	5	6	7	8	9	
504	3605-5026	Replacement of Existing Synthetic Hokey Turf and Renovation and Development of the Installations of Bangladesh Krira Shiksha Protishthan.	2,182.00 2,182.00 0.00 0.00	591.00 591.00 0.00 0.00	591.00 591.00 0.00 0.00	100.00 % 100.00 % 0.00 % 0.00 %	30.00 % 30.00 % 27.09 % 0.00 %	591.00 0.00 27.09 % 0.00 %	30.00 %
1-Jul-12 to 30-Jun-15	Non-Donor Project		0.00	0.00	0.00	0.00 %			
							Taka Release : % of Allocation :	590.00 99.83 %	
Executing Agency Total			8,599.00 8,599.00 0.00 0.00	3,391.00 3,391.00 0.00 0.00	3,360.22 3,360.22 0.00 0.00	99.09 % 99.09 % 0.00 % 0.00 %			
							Taka Release : % of Allocation :	3,413.00 100.65 %	
National Sports Council									
505	3605-7000	Construction of Women Sport Complex and Renovation and Repair of Old District Stadium, Development of Sheikh Kamal Stadium, Construction of Zimneshium and Swimming Pool in Gopalganj District Sadar.	9,834.00 9,834.00 0.00 0.00	6,541.27 6,541.27 0.00 0.00	6,399.37 6,399.37 0.00 0.00	97.83 % 97.83 % 0.00 % 0.00 %	50.00 % 50.00 % 87.73 % 0.00 %	8,627.37 0.00 87.73 % 0.00 %	87.00 %
1-Jan-11 to 30-Jun-13	Non-Donor Project		0.00	0.00	0.00	0.00 %			
							Taka Release : % of Allocation :	6,419.27 98.13 %	

Project-wise Implementation Status of the project under Ministry of Youth and Sports

Reporting Period: July 2012 To June 2013

RADP:2012-13

(Taka in Lakh)

SI No.	Ministry/Division Name Agency Name Project Code and Name		Project Cost	Target and Progress			Cumulative Progress upto Reporting Period		
				Financial		Physical (% of Total Project) A) Target B) Progress	Fin. Total PA (% of Projects Cost)	Physical Progress in %	
	Allocation	Expenditure							
Implementation Period	Development Partner	A) Total B) Taka C) PA D) RPA	A) Total B) Taka C) PA D) RPA E) CDVAT	A) Total B) Taka C) PA D) RPA E) CDVAT	% of Allocation				
1	2	3	4	5	6	7	8	9	
506	3605-7020 Farther Development of 2 Women Sport Complex (Khulna and Rajshahii) and 2 new District Stadium (Mymensingh, Nator, Tangail and Faridgonj including Chuadanga and Hobigonj.		9,781.00 9,781.00 0.00 0.00	4,600.00 4,600.00 0.00 0.00	4,573.00 4,573.00 0.00 0.00	99.41 % 99.41 % 0.00 % 0.00 %	50.00 % 38.00 % 0.00 % 0.00 %	7,251.00 0.00 74.13 % 0.00 %	83.00 %
1-Jan-11 to 30-Jun-13	Non-Donor Project		0.00 0.00	0.00 0.00	0.00 0.00	0.00 % 0.00 %		Taka Release : 4,600.00 % of Allocation : 100.00 %	
507	3605-5025 Construction of Stadium at TSS Field at Tongi of Gazipur District.		769.00 769.00 0.00 0.00	200.00 200.00 0.00 0.00	200.00 200.00 0.00 0.00	100.00 % 100.00 % 0.00 % 0.00 %	50.00 % 45.00 % 0.00 % 0.00 %	200.00 0.00 26.01 % 0.00 %	45.00 %
1-Jul-12 to 30-Jun-13	Non-Donor Project		0.00 0.00	0.00 0.00	0.00 0.00	0.00 % 0.00 %		Taka Release : 200.00 % of Allocation : 100.00 %	
508	3605-5027 Upgradation of Sylhet Division Stadium to an Internationally Standard.		8,742.00 8,742.00 0.00 0.00	1.00 1.00 0.00 0.00	0.00 0.00 0.00 0.00	0.00 % 0.00 % 0.00 % 0.00 %	0.00 % 0.00 % 0.00 % 0.00 %	0.00 0.00 0.00 % 0.00 %	0.00 %
1-Jul-12 to 31-Dec-13	Non-Donor Project		0.00 0.00	0.00 0.00	0.00 0.00	0.00 % 0.00 %		Taka Release : 0.00 % of Allocation : 0.00 %	

Project-wise Implementation Status of the project under Ministry of Youth and Sports

Reporting Period: July 2012 To June 2013

RADP:2012-13

(Taka in Lakh)

SI No.	Ministry/Division Name Agency Name Project Code and Name		Project Cost	Target and Progress			Cumulative Progress upto Reporting Period		
				Financial		Physical (% of Total Project) A) Target B) Progress	Fin. Total PA (% of Projects Cost)	Physical Progress in %	
	Allocation	Expenditure							
	Implementation Period	Development Partner	A) Total B) Taka C) PA D) RPA	A) Total B) Taka C) PA D) RPA E) CDVAT	A) Total B) Taka C) PA D) RPA E) CDVAT	% of Allocation			
	1	2	3	4	5	6	7	8	9

Executing Agency Total	29,126.00	11,342.27	11,172.37	98.50 %	Taka Release : 11,219.27
	29,126.00	11,342.27	11,172.37	98.50 %	
	0.00	0.00	0.00	0.00 %	
	0.00	0.00	0.00	0.00 %	
			0.00	0.00 %	
Ministry Total	83,272.00	24,070.27	23,651.61	98.26 %	Taka Release : 23,927.76
	83,272.00	24,070.27	23,651.61	98.26 %	
	0.00	0.00	0.00	0.00 %	
	0.00	0.00	0.00	0.00 %	
			0.00	0.00 %	

Project-wise Implementation Status of the project under Local Government Division

Reporting Period: July 2012 To June 2013

RADP:2012-13

(Taka in Lakh)

SI No.	Ministry/Division Name		Project Cost	Target and Progress			Cumulative Progress upto Reporting Period	
	Agency Name			Financial		Physical (% of Total Project) A) Target B) Progress	Fin. Total PA (% of Projects Cost)	Physical Progress in %
	Project Code and Name	Development Partner		Allocation	Expenditure			
Implementation Period		A) Total B) Taka C) PA D) RPA	A) Total B) Taka C) PA D) RPA E) CDVAT	A) Total B) Taka C) PA D) RPA E) CDVAT	% of Allocation			
1	2	3	4	5	6	7	8	9

Local Government Division

Ministry's Own

509	3701-5010	Block allocation for development assistance to Upazillas.	40,000.00 40,000.00 0.00 0.00	40,000.00 40,000.00 0.00 0.00	40,000.00 40,000.00 0.00 0.00	100.00 % 100.00 % 0.00 % 0.00 %	100.00 % 100.00 % 100.00 % 0.00 %	40,000.00 0.00 100.00 % 0.00 %	100.00 %
1-Jul-12	to 30-Jun-13	Non-Donor Project						Taka Release : % of Allocation :	40,000.00 100.00 %
510	3701-5020	Block allocation for development assistance to Pourashavas.	37,000.00 37,000.00 0.00 0.00	36,100.00 36,100.00 0.00 0.00	36,100.00 36,100.00 0.00 0.00	100.00 % 100.00 % 0.00 % 0.00 %	100.00 % 100.00 % 97.57 % 0.00 %	36,100.00 0.00 97.57 % 0.00 %	100.00 %
1-Jul-12	to 30-Jun-13	Non-Donor Project						Taka Release : % of Allocation :	36,100.00 100.00 %
511	3701-5080	Block allocation for Zilla Parishad.	35,000.00 35,000.00 0.00 0.00	35,900.00 35,900.00 0.00 0.00	35,900.00 35,900.00 0.00 0.00	100.00 % 100.00 % 0.00 % 0.00 %	100.00 % 100.00 % 102.57 % 0.00 %	35,900.00 0.00 102.57 % 0.00 %	100.00 %
1-Jul-12	to 30-Jun-13	Non-Donor Project						Taka Release : % of Allocation :	35,900.00 100.00 %

Project-wise Implementation Status of the project under Local Government Division

Reporting Period: July 2012 To June 2013

RADP:2012-13

(Taka in Lakh)

SI No.	Ministry/Division Name Agency Name Project Code and Name		Project Cost	Target and Progress			Cumulative Progress upto Reporting Period		
				Financial		Physical (% of Total Project) A) Target B) Progress	Fin. Total PA (% of Projects Cost)	Physical Progress in %	
	Allocation	Expenditure							
	Implementation Period	Development Partner	A) Total B) Taka C) PA D) RPA	A) Total B) Taka C) PA D) RPA E) CDVAT	A) Total B) Taka C) PA D) RPA E) CDVAT	% of Allocation			
	1	2	3	4	5	6	7	8	9
512	3701-7460	City Corporations Development Assistance.	21,000.00 21,000.00 0.00 0.00	21,000.00 21,000.00 0.00 0.00	21,000.00 21,000.00 0.00 0.00	100.00 % 100.00 % 0.00 % 0.00 %	100.00 % 100.00 % 100.00 % 0.00 %	21,000.00 0.00 100.00 % 0.00 %	100.00 %
	1-Jul-12 to 30-Jun-13	Non-Donor Project						Taka Release : % of Allocation :	21,000.00 100.00 %
513	3701-5110	Block Allocation for Union Parishad.	500.00 500.00 0.00 0.00	500.00 500.00 0.00 0.00	500.00 500.00 0.00 0.00	100.00 % 100.00 % 0.00 % 0.00 %	100.00 % 100.00 % 100.00 % 0.00 %	500.00 0.00 100.00 % 0.00 %	100.00 %
	1-Jul-12 to 30-Jun-13	Non-Donor Project						Taka Release : % of Allocation :	500.00 100.00 %
514	3701-7478	Activating Village Court in Bangladesh.	11,990.54 440.00 11,550.54 0.00	2,700.00 0.00 2,700.00 0.00	1,970.30 0.00 1,970.30 0.00	72.97 % 0.00 % 72.97 % 0.00 %	22.52 % 16.43 % 63.36 % 64.16 %	7,597.34 7,410.52 63.36 % 64.16 %	67.76 %
	1-Jan-09 to 31-Dec-13	UNDP, EC						Taka Release : % of Allocation :	0.00 0.00 %

Project-wise Implementation Status of the project under Local Government Division

Reporting Period: July 2012 To June 2013

RADP:2012-13

(Taka in Lakh)

SI No.	Ministry/Division Name Agency Name Project Code and Name		Project Cost	Target and Progress			Cumulative Progress upto Reporting Period		
				Financial		Physical (% of Total Project) A) Target B) Progress	Fin. Total PA (% of Projects Cost)	Physical Progress in %	
	Allocation	Expenditure							
	Implementation Period	Development Partner	A) Total B) Taka C) PA D) RPA	A) Total B) Taka C) PA D) RPA E) CDVAT	A) Total B) Taka C) PA D) RPA E) CDVAT	% of Allocation			
	1	2	3	4	5	6	7	8	9
515	3701-7479	Urban Public and Environmental Health Sector Development Project .	55,545.00 13,800.00 41,745.00	2,867.00 633.00 2,234.00 1,784.00	1,277.39 583.53 693.86 638.69 50.00 0.00	44.55 % 92.18 % 31.06 % 35.80 % 0.00 %	55.00 % 3.00 %	2,886.04 1,582.75 5.20 % 3.79 %	5.90 %
	1-Jan-10 to 31-Dec-14	ADB						Taka Release : 909.50 % of Allocation : 143.68 %	
516	3701-5130	Second Local Governance Support Project (LGSP-II).	391,182.00 183,880.00 207,302.00 0.00	80,576.00 37,261.00 43,315.00 43,315.00 8,672.00	81,237.99 37,134.59 44,103.40 44,103.40 8,672.00	100.82 % 99.66 % 101.82 % 101.82 % 100.00 %	20.61 % 19.48 %	131,166.61 69,283.77 33.53 % 33.42 %	32.24 %
	1-Jul-11 to 30-Jun-13	IDA						Taka Release : 21,628.00 % of Allocation : 58.04 %	
517	3701-5140	Upazilla Governance Project (UZGP).	15,146.00 700.00 14,446.00 0.00	4,916.07 1,100.00 3,816.07 0.00 1,580.00	2,447.01 517.35 1,929.66 0.00 517.35	49.78 % 47.03 % 50.57 % 0.00 % 32.74 %	20.72 % 9.36 %	2,652.01 2,134.66 17.51 % 14.78 %	10.78 %
	1-Aug-11 to 30-Jun-16	UNDP, SDC, EU, UNCDF						Taka Release : 517.34 % of Allocation : 47.03 %	

Project-wise Implementation Status of the project under Local Government Division

Reporting Period: July 2012 To June 2013

RADP:2012-13

(Taka in Lakh)

SI No.	Ministry/Division Name Agency Name Project Code and Name		Project Cost	Target and Progress			Cumulative Progress upto Reporting Period		
				Financial		Physical (% of Total Project) A) Target B) Progress	Fin. Total PA (% of Projects Cost)	Physical Progress in %	
	Allocation	Expenditure							
	Implementation Period	Development Partner	A) Total B) Taka C) PA D) RPA	A) Total B) Taka C) PA D) RPA E) CDVAT	A) Total B) Taka C) PA D) RPA E) CDVAT	% of Allocation			
	1	2	3	4	5	6	7	8	9
518	3701-5170 Piloting Cash Transfer for Human Development through Local Government.		1,622.00 0.00	672.00 0.00	672.00 0.00	100.00 % 0.00 %	40.02 % 33.64 %	755.45 755.45	81.02 %
	1-Jul-11 to 31-Dec-13	World Bank	1,622.00 0.00	672.00 0.00	672.00 0.00	100.00 % 0.00 %		46.58 % 46.58 %	
							Taka Release : % of Allocation :		0.00 0.00 %
519	3701-5150 Sector Policy Support Project of the Water Supply and Sanitation Sub-Sector in Bangladesh (phase-3).		2,400.00 762.00	431.00 42.00	372.86 36.12	86.51 % 86.00 %	17.93 % 15.51 %	457.26 416.14	19.02 %
	1-Jan-12 to 31-Dec-15	DANIDA	1,638.00 0.00	389.00 0.00	336.74 0.00	86.57 % 0.00 %		19.05 % 25.41 %	
							Taka Release : % of Allocation :		42.00 100.00 %
520	3701-5019 Urban Primary Health Care Services Delivery (UPHCSDP).		65,964.00 7,612.00	19,264.00 996.00	4,243.94 1,010.23	22.03 % 101.43 %	6.80 % 6.80 %	6,245.36 4,969.19	9.51 %
	1-Jul-12 to 30-Jun-16	Non-Donor Project	58,352.00 53,256.00	18,268.00 17,729.00	3,233.71 3,233.71	17.70 % 18.24 %		9.47 % 8.52 %	
							Taka Release : % of Allocation :		77.50 7.78 %

Project-wise Implementation Status of the project under Local Government Division

Reporting Period: July 2012 To June 2013

RADP:2012-13

(Taka in Lakh)

SI No.	Ministry/Division Name Agency Name Project Code and Name		Project Cost	Target and Progress			Cumulative Progress upto Reporting Period		
				Financial		Physical (% of Total Project) A) Target B) Progress	Fin. Total PA (% of Projects Cost)	Physical Progress in %	
	Allocation	Expenditure							
	Implementation Period	Development Partner	A) Total B) Taka C) PA D) RPA	A) Total B) Taka C) PA D) RPA E) CDVAT	A) Total B) Taka C) PA D) RPA E) CDVAT	% of Allocation			
	1	2	3	4	5	6	7	8	9
521	3701-5022	Birth and Death Registration (3rd Phase).	1,876.00 1,176.00 700.00 0.00	433.00 40.00 393.00 0.00 0.00	11.74 6.50 5.24 0.00 0.00	2.71 % 16.25 % 1.33 % 0.00 % 0.00 %	32.00 % 16.00 %	11.74 5.24 0.63 % 0.75 %	16.00 %
	1-Jul-12 to 30-Jun-14	UNICEF						Taka Release : 30.00 % of Allocation : 75.00 %	
522	3701-5023	Union Parishad Governance Project (UPGP).	15,856.00 800.00 15,056.00 14,039.00	5,000.00 800.00 4,200.00 4,200.00 800.00	2,375.00 517.00 1,858.00 1,787.00 0.00	47.50 % 64.63 % 44.24 % 42.55 % 0.00 %	32.00 % 16.00 %	2,375.00 1,858.00 14.98 % 12.34 %	16.00 %
	1-Dec-11 to 30-Nov-16	UNDP, UNCDF						Taka Release : 517.00 % of Allocation : 64.63 %	
Executing Agency Total			695,081.54 342,670.00 352,411.54 109,040.00	250,359.07 174,372.00 75,987.07 67,700.00 11,102.00	228,108.23 173,305.32 54,802.91 49,762.80 9,189.35	91.11 % 99.39 % 72.12 % 73.50 % 82.77 %		Taka Release : 157,221.34 % of Allocation : 90.16 %	

Local Government Engineering Department

Project-wise Implementation Status of the project under Local Government Division

Reporting Period: July 2012 To June 2013

RADP:2012-13

(Taka in Lakh)

SI No.	Ministry/Division Name Agency Name Project Code and Name		Project Cost	Target and Progress			Cumulative Progress upto Reporting Period		
				Financial		Physical (% of Total Project) A) Target B) Progress	Fin. Total PA (% of Projects Cost)	Physical Progress in %	
	Allocation	Expenditure							
1	Implementation Period	2 Development Partner	A) Total B) Taka C) PA D) RPA	A) Total B) Taka C) PA D) RPA E) CDVAT	A) Total B) Taka C) PA D) RPA E) CDVAT	% of Allocation	7	8	9
523	3731-5290	Construction of several Important Feeder Roads and Bridges of the Greater Sylhet District.	22,400.00 22,400.00 0.00 0.00	547.00 547.00 0.00 0.00	547.00 547.00 0.00 0.00	100.00 % 100.00 % 0.00 % 0.00 %	2.42 % 2.42 % 0.00 % 0.00 %	22,568.00 0.00 100.75 % 0.00 %	100.00 %
	1-Jul-99 to 30-Jun-13	Non-Donor Project						Taka Release : % of Allocation :	547.00 100.00 %
524	3731-7018	Community Based Resource Management Project	4,366.50 943.89 3,422.61 3,422.61	2,645.00 250.00 2,395.00 2,395.00	2,645.00 250.00 2,395.00 2,395.00	100.00 % 100.00 % 100.00 % 100.00 %	11.15 % 8.00 % 0.00 % 0.00 %	20,934.69 18,048.18 479.44 % 527.32 %	96.85 %
	1-Jul-02 to 30-Jun-14	IFAD						Taka Release : % of Allocation :	250.00 100.00 %
525	3731-5050	Development of Public Priority Upazila Road Project	49,665.58 49,665.58 0.00 0.00	4,700.00 4,700.00 0.00 0.00	4,697.61 4,697.61 0.00 0.00	99.95 % 99.95 % 0.00 % 0.00 %	9.46 % 9.46 % 0.00 % 0.00 %	37,247.20 0.00 75.00 % 0.00 %	77.12 %
	1-Jul-04 to 30-Jun-13	Non-Donor Project						Taka Release : % of Allocation :	4,700.00 100.00 %

Project-wise Implementation Status of the project under Local Government Division

Reporting Period: July 2012 To June 2013

RADP:2012-13

(Taka in Lakh)

SI No.	Ministry/Division Name Agency Name Project Code and Name		Project Cost	Target and Progress			Cumulative Progress upto Reporting Period		
				Financial		Physical (% of Total Project) A) Target B) Progress	Fin. Total PA (% of Projects Cost)	Physical Progress in %	
	Allocation	Expenditure							
	Implementation Period	Development Partner	A) Total B) Taka C) PA D) RPA	A) Total B) Taka C) PA D) RPA E) CDVAT	A) Total B) Taka C) PA D) RPA E) CDVAT	% of Allocation			
	1	2	3	4	5	6	7	8	9
526	3731-5070	Development of Upazila Road Project	51,000.00 51,000.00 0.00 0.00	5,165.00 5,165.00 0.00 0.00	5,164.47 5,164.47 0.00 0.00	99.99 % 99.99 % 0.00 % 0.00 %	10.13 % 10.13 % 64.84 % 0.00 %	33,070.41 0.00 64.84 % 0.00 %	67.84 %
	1-Jul-04 to 30-Jun-13	Non-Donor Project						Taka Release : % of Allocation :	5,164.50 99.99 %
527	3731-5025	District Towns Infrastructure Development Project	21,036.08 21,036.08 0.00 0.00	3,500.00 3,500.00 0.00 0.00	3,499.72 3,499.72 0.00 0.00	99.99 % 99.99 % 0.00 % 0.00 %	16.64 % 13.00 % 79.04 % 0.00 %	16,626.92 0.00 79.04 % 0.00 %	85.00 %
	1-Jul-04 to 30-Jun-13	JDCF						Taka Release : % of Allocation :	3,500.00 100.00 %
528	3731-5085	Upazila Town Infrastructure Development Project	21,415.77 21,415.77 0.00 0.00	3,500.00 3,500.00 0.00 0.00	3,479.60 3,479.60 0.00 0.00	99.42 % 99.42 % 0.00 % 0.00 %	17.79 % 17.79 % 71.78 % 0.00 %	15,371.80 0.00 71.78 % 0.00 %	78.79 %
	1-Jul-04 to 30-Jun-13	Non-Donor Project						Taka Release : % of Allocation :	3,500.00 100.00 %

Project-wise Implementation Status of the project under Local Government Division

Reporting Period: July 2012 To June 2013

RADP:2012-13

(Taka in Lakh)

SI No.	Ministry/Division Name Agency Name Project Code and Name		Project Cost	Target and Progress			Cumulative Progress upto Reporting Period		
				Financial		Physical (% of Total Project) A) Target B) Progress	Fin. Total PA (% of Projects Cost)	Physical Progress in %	
	Allocation	Expenditure							
	Implementation Period	Development Partner	A) Total B) Taka C) PA D) RPA	A) Total B) Taka C) PA D) RPA E) CDVAT	A) Total B) Taka C) PA D) RPA E) CDVAT	% of Allocation			
	1	2	3	4	5	6	7	8	9
529	3731-5009	Construction of Portable Steel Bridge in Upazila and Union Road	30,698.00 22,048.41 8,649.59	2,550.00 2,550.00 0.00	2,548.87 2,548.87 0.00	99.96 % 99.96 % 0.00 %	3.30 % 3.30 % 93.49 %	28,698.69 8,649.59 100.00 %	95.48 %
	1-Jul-05 to 30-Jun-13	Japan	0.00	0.00	0.00	0.00 %			
				0.00	0.00	0.00 %	Taka Release : % of Allocation :	2,550.00 100.00 %	
530	3731-6570	Rural Infrastructure Development (Public Priority Rural Communication and Rural Market Development & Rehabilitation): Part- II.	99,500.00 99,500.00 0.00 0.00	4,000.00 4,000.00 0.00 0.00	3,992.76 3,992.76 0.00 0.00	99.82 % 99.82 % 0.00 % 0.00 %	4.02 % 4.13 % 0.00 % 0.00 %	71,502.32 0.00 71.86 % 0.00 %	67.76 %
	1-Jul-05 to 30-Jun-13	Non-Donor Project	0.00	0.00	0.00	0.00 %			
				0.00	0.00	0.00 %	Taka Release : % of Allocation :	4,000.00 100.00 %	
531	3731-5013	Construction of Complex Bhaban in Newly Created and river eroded Upazila Parishad Complex.	18,855.00 18,855.00 0.00 0.00	1,450.00 1,450.00 0.00 0.00	1,447.25 1,447.25 0.00 0.00	99.81 % 99.81 % 0.00 % 0.00 %	8.00 % 4.00 % 0.00 % 0.00 %	12,410.18 0.00 65.82 % 0.00 %	69.00 %
	1-Jul-05 to 30-Jun-13	Non-Donor Project	0.00	0.00	0.00	0.00 %			
				0.00	0.00	0.00 %	Taka Release : % of Allocation :	1,450.00 100.00 %	

Project-wise Implementation Status of the project under Local Government Division

Reporting Period: July 2012 To June 2013

RADP:2012-13

(Taka in Lakh)

SI No.	Ministry/Division Name Agency Name Project Code and Name		Project Cost	Target and Progress			Cumulative Progress upto Reporting Period		
				Financial		Physical (% of Total Project) A) Target B) Progress	Fin. Total PA (% of Projects Cost)	Physical Progress in %	
	Allocation	Expenditure							
	Implementation Period	Development Partner	A) Total B) Taka C) PA D) RPA	A) Total B) Taka C) PA D) RPA E) CDVAT	A) Total B) Taka C) PA D) RPA E) CDVAT	% of Allocation			
	1	2	3	4	5	6	7	8	9
532	3731-5352	Development of Market Infrastructure in Char Region.	27,338.80	5,045.00	4,945.10	98.02 %	8.00 %	30,728.84	100.00 %
			5,134.60	903.00	895.63	99.18 %	8.00 %	21,995.86	
			22,204.20	4,142.00	4,049.47	97.77 %		112.40 %	
			21,804.00	4,130.00	4,038.97	97.80 %		99.06 %	
	1-Feb-06 to 30-Jun-13	IFAD, Netherlands		0.00	0.00	0.00 %			
							Taka Release :	903.00	
							% of Allocation :	100.00 %	
533	3731-8995	Secondary Towns Integrated Flood Protection Project (Phase-2), Kustia, Rajshahi, Gaibandha, Jamalpur, Mymensingh, Manikgonj, Munshigonj, B.Barua, & Sunamgonj Town	29,438.08	1,919.00	1,919.00	100.00 %	7.00 %	31,005.68	90.00 %
			6,029.48	0.00	0.00	0.00 %	7.00 %	22,580.14	
			23,408.60	1,919.00	1,919.00	100.00 %		105.33 %	
			21,159.37	0.00	0.00	0.00 %		96.46 %	
	1-Jul-04 to 30-Jun-13	ADB, OPEC		0.00	0.00	0.00 %			
				0.00	0.00	0.00 %	Taka Release :	0.00	
							% of Allocation :	0.00 %	
534	3731-5007	Second Rural Infrastructure Improvement Project (RIIP-2).	147,590.00	31,240.00	30,734.80	98.38 %	13.07 %	182,793.11	100.00 %
			53,888.00	11,948.00	11,948.00	100.00 %	13.07 %	98,195.43	
			93,702.00	19,292.00	18,786.80	97.38 %		123.85 %	
			83,389.00	18,626.00	18,120.80	97.29 %		104.80 %	
	1-Jan-06 to 31-Dec-12	DFID, ADB, GTZ, KfW		0.00	0.00	0.00 %			
							Taka Release :	11,948.00	
							% of Allocation :	100.00 %	

Project-wise Implementation Status of the project under Local Government Division

Reporting Period: July 2012 To June 2013

RADP:2012-13

(Taka in Lakh)

SI No.	Ministry/Division Name Agency Name Project Code and Name		Project Cost	Target and Progress			Cumulative Progress upto Reporting Period		
				Financial		Physical (% of Total Project) A) Target B) Progress	Fin. Total PA (% of Projects Cost)	Physical Progress in %	
	Allocation	Expenditure							
	Implementation Period	Development Partner	A) Total B) Taka C) PA D) RPA	A) Total B) Taka C) PA D) RPA E) CDVAT	A) Total B) Taka C) PA D) RPA E) CDVAT	% of Allocation			
	1	2	3	4	5	6	7	8	9
535	3731-6070	Rural Road and Market Access Infrastructure Development Project (Component-3) Agriculture Sector Programme Support (ASPS) Phase-II	42,552.35 21,302.35 21,250.00	5,806.00 1,900.00 3,906.00	5,758.21 1,854.36 3,903.85	99.18 % 97.60 % 99.94 %	15.00 % 13.00 % 102.78 % 115.69 %	43,733.61 24,583.85	100.00 %
	1-Jul-06 to 30-Jun-13	DANIDA	20,464.60	3,906.00 0.00	3,903.85 0.00	99.94 % 0.00 %	Taka Release : % of Allocation :	1,900.00 100.00 %	
536	3731-6080	Greater Rajshahi Division Integrated Rural Development Project (Rajshahi, Natore, Naogaon & Chapinawabgonj Districts)	20,535.00 6,805.38 13,729.62 13,698.57	6,000.00 1,700.00 4,300.00 4,300.00	5,533.09 1,697.09 3,836.00 3,836.00	92.22 % 99.83 % 89.21 % 89.21 %	30.00 % 28.92 % 79.75 % 81.71 %	16,377.30 11,218.42	82.20 %
	1-Jul-06 to 30-Jun-14	IDB	13,698.57	4,300.00 0.00	3,836.00 0.00	89.21 % 0.00 %	Taka Release : % of Allocation :	1,700.00 100.00 %	
537	3731-5530	Project for Poverty Alleviation through Urban Participation	82,602.09 5,645.22 76,956.87 0.00	15,282.00 311.00 14,971.00 0.00	15,237.80 266.80 14,971.00 0.00	99.71 % 85.79 % 100.00 % 0.00 %	15.00 % 15.00 % 68.24 % 69.52 %	56,370.30 53,502.00	73.40 %
	1-Jul-07 to 30-Jun-15	DFID, UNDP	0.00	0.00 0.00	0.00 0.00	0.00 % 0.00 %	Taka Release : % of Allocation :	311.00 100.00 %	

Project-wise Implementation Status of the project under Local Government Division

Reporting Period: July 2012 To June 2013

RADP:2012-13

(Taka in Lakh)

SI No.	Ministry/Division Name Agency Name Project Code and Name		Project Cost	Target and Progress			Cumulative Progress upto Reporting Period		
				Financial		Physical (% of Total Project) A) Target B) Progress	Fin. Total PA (% of Projects Cost)	Physical Progress in %	
	Allocation	Expenditure							
	Implementation Period	Development Partner	A) Total B) Taka C) PA D) RPA	A) Total B) Taka C) PA D) RPA E) CDVAT	A) Total B) Taka C) PA D) RPA E) CDVAT	% of Allocation			
	1	2	3	4	5	6	7	8	9
538	3731-5370	Development of Small Scale Water Resources at Greater Mymensingh, Sylhet and Faridpur.	47,014.52 15,014.52 32,000.00	8,500.00 1,500.00 7,000.00	8,488.33 1,488.47 6,999.86	99.86 % 99.23 % 100.00 %	16.22 % 16.22 % 51.35 %	24,140.19 17,362.54 54.26 %	56.17 %
	1-Jul-07 to 30-Jun-13	JBIC	26,989.40	6,400.00 0.00	5,399.86 0.00	84.37 % 0.00 %		Taka Release : 1,500.00 % of Allocation : 100.00 %	
539	3731-8115	Rural Roads and Hat/Bazar Infrastructure Development.	50,000.00 50,000.00 0.00	4,500.00 4,500.00 0.00	4,488.55 4,488.55 0.00	99.75 % 99.75 % 0.00 %	9.00 % 9.00 % 57.38 %	28,688.73 0.00 57.38 %	57.40 %
	1-Jul-08 to 30-Jun-13	Non-Donor Project	0.00	0.00	0.00	0.00 %		Taka Release : 4,500.00 % of Allocation : 100.00 %	
540	3731-8112	Rural Employment and Road Maintenance Program (RERMP).	94,300.00 94,300.00 0.00	25,746.00 25,746.00 0.00	25,733.49 25,733.49 0.00	99.95 % 99.95 % 0.00 %	20.00 % 20.00 % 96.42 %	90,928.66 0.00 96.42 %	100.00 %
	1-Jul-08 to 30-Jun-13	Non-Donor Project	0.00	0.00	0.00	0.00 %		Taka Release : 25,746.00 % of Allocation : 100.00 %	

Project-wise Implementation Status of the project under Local Government Division

Reporting Period: July 2012 To June 2013

RADP:2012-13

(Taka in Lakh)

SI No.	Ministry/Division Name Agency Name Project Code and Name		Project Cost	Target and Progress			Cumulative Progress upto Reporting Period		
				Financial		Physical (% of Total Project) A) Target B) Progress	Fin. Total PA (% of Projects Cost)	Physical Progress in %	
	Allocation	Expenditure							
	Implementation Period	Development Partner	A) Total B) Taka C) PA D) RPA	A) Total B) Taka C) PA D) RPA E) CDVAT	A) Total B) Taka C) PA D) RPA E) CDVAT	% of Allocation			
	1	2	3	4	5	6	7	8	9
541	3731-8048 Union Road and other Infrastructure Development Project : (Dhaka, Narangonj, Munshigonj, Gazipur, Narsinshdi and Manikgonj Zilla).		24,945.00 24,945.00 0.00	2,781.00 2,781.00 0.00	3,229.03 2,766.45 462.58	116.11 % 99.48 % 0.00 %	10.40 % 2.93 % 0.00 %	13,617.16 462.58 54.59 % 0.00 %	44.91 %
	1-Jul-08 to 30-Jun-14	Non-Donor Project	0.00	0.00	0.00	0.00 %			
							Taka Release : % of Allocation :	2,771.00 99.64 %	
542	3731-8046 Rural Infrastructure Development Project (Khulna, Bagerhat and Satkhira District).		16,285.87 16,285.87 0.00	1,496.00 1,496.00 0.00	1,492.64 1,492.64 0.00	99.78 % 99.78 % 0.00 %	20.00 % 4.80 % 0.00 %	10,294.42 0.00 63.21 % 0.00 %	65.00 %
	1-Jul-08 to 30-Jun-13	Non-Donor Project	0.00	0.00	0.00	0.00 %			
							Taka Release : % of Allocation :	1,496.00 100.00 %	
543	3731-8041 Union Road and other Infrastructure Development Project (Greater Bogra, Rajshahi and Pabna District).		19,493.94 19,493.94 0.00	3,809.00 3,809.00 0.00	3,809.00 3,809.00 0.00	100.00 % 100.00 % 0.00 %	19.89 % 19.89 % 0.00 %	19,493.91 0.00 100.00 % 0.00 %	100.00 %
	1-Jul-08 to 30-Jun-13	Non-Donor Project	0.00	0.00	0.00	0.00 %			
							Taka Release : % of Allocation :	3,809.00 100.00 %	

Project-wise Implementation Status of the project under Local Government Division

Reporting Period: July 2012 To June 2013

RADP:2012-13

(Taka in Lakh)

SI No.	Ministry/Division Name Agency Name Project Code and Name		Project Cost	Target and Progress			Cumulative Progress upto Reporting Period		
				Financial		Physical (% of Total Project) A) Target B) Progress	Fin. Total PA (% of Projects Cost)	Physical Progress in %	
	Allocation	Expenditure							
	Implementation Period	Development Partner	A) Total B) Taka C) PA D) RPA	A) Total B) Taka C) PA D) RPA E) CDVAT	A) Total B) Taka C) PA D) RPA E) CDVAT	% of Allocation			
	1	2	3	4	5	6	7	8	9
544	3731-8039	Rural Roads and Hat/Bazar Development Project : Greater Sylhet District.	19,634.56 19,634.56 0.00 0.00	4,500.00 4,500.00 0.00 0.00	4,482.80 4,482.80 0.00 0.00	99.62 % 99.62 % 0.00 % 0.00 %	22.00 % 22.00 % 0.00 % 0.00 %	14,986.43 0.00 76.33 % 0.00 %	79.50 %
	1-Jul-08 to 30-Jun-13	Non-Donor Project	0.00	0.00	0.00	0.00 %			
			0.00	0.00	0.00	0.00 %		Taka Release : 4,500.00 % of Allocation : 100.00 %	
545	3731-8089	Union Parishad Connecting Road Development : Patuakhali and Barguna District (2nd Phase).	31,277.00 31,277.00 0.00 0.00	2,500.00 2,500.00 0.00 0.00	2,491.38 2,491.38 0.00 0.00	99.66 % 99.66 % 0.00 % 0.00 %	10.00 % 8.50 % 0.00 % 0.00 %	11,177.07 0.00 35.74 % 0.00 %	37.50 %
	1-Jul-08 to 30-Jun-13	Non-Donor Project	0.00	0.00	0.00	0.00 %			
			0.00	0.00	0.00	0.00 %		Taka Release : 2,500.00 % of Allocation : 100.00 %	
546	3731-8180	Greater Noakhali Rural Infrastructure Development Project.	30,313.85 30,313.85 0.00 0.00	3,900.00 3,900.00 0.00 0.00	3,899.98 3,899.98 0.00 0.00	100.00 % 100.00 % 0.00 % 0.00 %	12.90 % 12.90 % 0.00 % 0.00 %	20,865.85 0.00 68.83 % 0.00 %	69.68 %
	1-Jul-08 to 20-Jun-13	Non-Donor Project	0.00	0.00	0.00	0.00 %			
			0.00	0.00	0.00	0.00 %		Taka Release : 3,900.00 % of Allocation : 100.00 %	

Project-wise Implementation Status of the project under Local Government Division

Reporting Period: July 2012 To June 2013

RADP:2012-13

(Taka in Lakh)

SI No.	Ministry/Division Name Agency Name Project Code and Name		Project Cost	Target and Progress			Cumulative Progress upto Reporting Period		
				Financial		Physical (% of Total Project) A) Target B) Progress	Fin. Total PA (% of Projects Cost)	Physical Progress in %	
	Allocation	Expenditure							
	Implementation Period	Development Partner	A) Total B) Taka C) PA D) RPA	A) Total B) Taka C) PA D) RPA E) CDVAT	A) Total B) Taka C) PA D) RPA E) CDVAT	% of Allocation			
	1	2	3	4	5	6	7	8	9
547	3731-8190 Union Road and other Infrastructure Development Project : Greater Comilla District (Comilla, Chandpur and B. Baria District).		16,414.00 16,414.00 0.00 0.00	4,237.00 4,237.00 0.00 0.00	4,231.57 4,231.57 0.00 0.00	99.87 % 99.87 % 0.00 % 0.00 %	29.00 % 29.00 % 0.00 % 0.00 %	16,309.91 0.00 99.37 % 0.00 %	100.00 %
	1-Jul-08 to 30-Jun-13	Non-Donor Project						Taka Release : % of Allocation :	4,236.45 99.99 %
548	3731-8120 Second Urban Governance & Infrastructure Improvement (Sector) Project.		114,855.00 27,240.00 87,615.00 75,000.00	23,840.00 4,020.00 19,820.00 18,120.00	23,837.80 4,017.80 19,820.00 18,120.00	99.99 % 99.95 % 100.00 % 100.00 %	20.73 % 20.73 % 0.00 % 0.00 %	64,262.82 51,820.00 55.95 % 59.15 %	52.81 %
	1-Jan-09 to 31-Dec-14	ADB, GTZ, KfW						Taka Release : % of Allocation :	4,020.00 100.00 %
549	3731-8085 Union Roads and other Infrastructure Development Project (Greater Jessore and Kustia District).		15,945.00 15,945.00 0.00 0.00	2,000.00 2,000.00 0.00 0.00	1,995.40 1,995.40 0.00 0.00	99.77 % 99.77 % 0.00 % 0.00 %	9.00 % 9.00 % 0.00 % 0.00 %	9,684.36 0.00 60.74 % 0.00 %	62.03 %
	1-Jul-08 to 30-Jun-13	Non-Donor Project						Taka Release : % of Allocation :	2,000.00 100.00 %

Project-wise Implementation Status of the project under Local Government Division

Reporting Period: July 2012 To June 2013

RADP:2012-13

(Taka in Lakh)

SI No.	Ministry/Division Name Agency Name Project Code and Name		Project Cost	Target and Progress			Cumulative Progress upto Reporting Period		
				Financial		Physical (% of Total Project) A) Target B) Progress	Fin. Total PA (% of Projects Cost)	Physical Progress in %	
	Allocation	Expenditure							
	Implementation Period	Development Partner	A) Total B) Taka C) PA D) RPA	A) Total B) Taka C) PA D) RPA E) CDVAT	A) Total B) Taka C) PA D) RPA E) CDVAT	% of Allocation			
	1	2	3	4	5	6	7	8	9
550	3731-8211	Emergency 2007 Cyclone Recovery and Rehabilitation Project.	89,529.82 372.22 89,157.60	30,636.00 66.00 30,570.00	27,648.94 58.03 27,590.91	90.25 % 87.92 % 90.25 %	35.00 % 33.00 % 52.66 % 52.69 %	47,145.42 46,973.48 52.66 % 52.69 %	58.00%
	1-Aug-08 to 30-Jun-14	World Bank	89,157.60	30,570.00	27,590.91	90.25 %			
				0.00	0.00	0.00 %	Taka Release : % of Allocation :	66.00 100.00 %	
551	3731-8099	Rural Infrastructure Development Project : Chittagong Hill Tracts.	10,567.00 10,567.00 0.00 0.00	4,696.00 4,696.00 0.00 0.00	4,692.31 4,692.31 0.00 0.00	99.92 % 99.92 % 0.00 % 0.00 %	26.40 % 26.40 % 108.70 % 0.00 %	11,486.07 0.00 108.70 % 0.00 %	100.00%
	1-Jan-09 to 30-Jun-13	Non-Donor Project	0.00	0.00	0.00	0.00 %			
				0.00	0.00	0.00 %	Taka Release : % of Allocation :	4,696.00 100.00 %	
552	3731-5014	Construction of a Bridge on Salotia Bazar-Hazigonj azar-Dewangonj Bazar Road over the Old Bhrammaputra River.	6,760.94 6,760.94 0.00 0.00	2,704.00 2,704.00 0.00 0.00	2,675.38 2,675.38 0.00 0.00	98.94 % 98.94 % 0.00 % 0.00 %	36.61 % 36.61 % 108.67 % 0.00 %	7,347.25 0.00 108.67 % 0.00 %	100.00%
	1-Nov-08 to 31-May-13	Non-Donor Project	0.00	0.00	0.00	0.00 %			
				0.00	0.00	0.00 %	Taka Release : % of Allocation :	2,704.00 100.00 %	

Project-wise Implementation Status of the project under Local Government Division

Reporting Period: July 2012 To June 2013

RADP:2012-13

(Taka in Lakh)

SI No.	Ministry/Division Name Agency Name Project Code and Name		Project Cost	Target and Progress			Cumulative Progress upto Reporting Period		
				Financial		Physical (% of Total Project) A) Target B) Progress	Fin. Total PA (% of Projects Cost)	Physical Progress in %	
	Allocation	Expenditure							
	Implementation Period	Development Partner	A) Total B) Taka C) PA D) RPA	A) Total B) Taka C) PA D) RPA E) CDVAT	A) Total B) Taka C) PA D) RPA E) CDVAT	% of Allocation			
	1	2	3	4	5	6	7	8	9
553	3731-8230	Construction of Union Connecting Roads and Infrastructure Development Project : Greater Mymensingh (Mymensingh, Tangail, Jamalpur, Sherpur, Kishoregonj and Netrokona) District.	37,416.00 37,416.00 0.00 0.00	7,500.00 7,500.00 0.00 0.00	7,499.82 7,499.82 0.00 0.00	100.00 % 100.00 % 0.00 % 0.00 %	18.74 % 11.74 % 0.00 % 0.00 %	23,788.21 0.00 63.58 % 0.00 %	52.24 %
	1-May-09 to 30-Apr-14	Non-Donor Project	0.00	0.00	0.00	0.00 %			
				0.00	0.00	0.00 %	Taka Release : % of Allocation :	7,500.00 100.00 %	
554	3731-8240	Construction/Reconstruction Culvert, Bridge, Road of Union and Upazilla.	51,000.00 51,000.00 0.00 0.00	7,000.00 7,000.00 0.00 0.00	7,000.00 7,000.00 0.00 0.00	100.00 % 100.00 % 0.00 % 0.00 %	12.84 % 12.84 % 0.00 % 0.00 %	23,983.17 0.00 47.03 % 0.00 %	47.02 %
	1-Jan-09 to 31-Dec-14	Non-Donor Project	0.00	0.00	0.00	0.00 %			
				0.00	0.00	0.00 %	Taka Release : % of Allocation :	7,000.00 100.00 %	
555	3731-5500	Greater Faridpur District Rural Infrastructure Development.	55,322.50 55,322.50 0.00 0.00	6,500.00 6,500.00 0.00 0.00	6,497.60 6,497.60 0.00 0.00	99.96 % 99.96 % 0.00 % 0.00 %	11.74 % 11.74 % 0.00 % 0.00 %	33,605.06 0.00 60.74 % 0.00 %	60.74 %
	1-Jan-09 to 30-Jun-13	Non-Donor Project	0.00	0.00	0.00	0.00 %			
				0.00	0.00	0.00 %	Taka Release : % of Allocation :	6,500.00 100.00 %	

Project-wise Implementation Status of the project under Local Government Division

Reporting Period: July 2012 To June 2013

RADP:2012-13

(Taka in Lakh)

SI No.	Ministry/Division Name Agency Name Project Code and Name		Project Cost	Target and Progress			Cumulative Progress upto Reporting Period		
				Financial		Physical (% of Total Project) A) Target B) Progress	Fin. Total PA (% of Projects Cost)	Physical Progress in %	
	Allocation	Expenditure							
	Implementation Period	Development Partner	A) Total B) Taka C) PA D) RPA	A) Total B) Taka C) PA D) RPA E) CDVAT	A) Total B) Taka C) PA D) RPA E) CDVAT	% of Allocation			
	1	2	3	4	5	6	7	8	9
556	3731-5550 Greater Barisal District Rural Communication and Hat-bazar Infrastructure Development (Barisal, Pirojpur, Bhola & Jhalkati Districts).		39,750.00 39,750.00 0.00	3,900.00 3,900.00 0.00	3,883.05 3,883.05 0.00	99.57 % 99.57 % 0.00 %	8.80 % 8.76 % 0.00 %	17,505.83 0.00 44.04 % 0.00 %	59.26%
	1-Jul-09 to 30-Jun-14	Non-Donor Project	0.00	0.00	0.00	0.00 %			
				0.00	0.00	0.00 %		Taka Release : 3,900.00 % of Allocation : 100.00 %	
557	3731-5560 Approach Road Development of Bridges/Culverts.		20,000.00 20,000.00 0.00	5,445.00 5,445.00 0.00	5,440.82 5,440.82 0.00	99.92 % 99.92 % 0.00 %	9.45 % 9.45 % 0.00 %	19,373.75 0.00 96.87 % 0.00 %	98.22%
	1-Jul-09 to 31-Dec-12	JICA	0.00	0.00	0.00	0.00 %			
				0.00	0.00	0.00 %		Taka Release : 5,445.00 % of Allocation : 100.00 %	
558	3731-5590 Rural Roads, Bridges/Culverts and other Infrastructure Development of Backward Upazillas (Pabna, Sirajgonj, Natore, Naogaon, Rajshahi, Nababgonj and Bogra Districts) in the North-West Region of the Country.		42,500.00 42,500.00 0.00	7,500.00 7,500.00 0.00	7,482.77 7,482.77 0.00	99.77 % 99.77 % 0.00 %	17.65 % 17.62 % 0.00 %	28,238.03 0.00 66.44 % 0.00 %	76.07%
	1-Jan-10 to 30-Jun-13	Non-Donor Project	0.00	0.00	0.00	0.00 %			
				0.00	0.00	0.00 %		Taka Release : 7,500.00 % of Allocation : 100.00 %	

Project-wise Implementation Status of the project under Local Government Division

Reporting Period: July 2012 To June 2013

RADP:2012-13

(Taka in Lakh)

SI No.	Ministry/Division Name Agency Name Project Code and Name		Project Cost	Target and Progress			Cumulative Progress upto Reporting Period		
				Financial		Physical (% of Total Project) A) Target B) Progress	Fin. Total PA (% of Projects Cost)	Physical Progress in %	
	Allocation	Expenditure							
	Implementation Period	Development Partner	A) Total B) Taka C) PA D) RPA	A) Total B) Taka C) PA D) RPA E) CDVAT	A) Total B) Taka C) PA D) RPA E) CDVAT	% of Allocation			
	1	2	3	4	5	6	7	8	9
559	3731-8241	Important Rural Infrastructure Development Project on Priority basis.	469,113.00	143,928.00	143,927.54	100.00 %	29.49 %	228,274.60	46.80 %
			469,113.00	143,928.00	143,927.54	100.00 %	29.49 %	0.00	
			0.00	0.00	0.00	0.00 %		48.66 %	
			0.00	0.00	0.00	0.00 %		0.00 %	
	1-Mar-10 to 31-Dec-13	Non-Donor Project	0.00	0.00	0.00	0.00 %			
				0.00	0.00	0.00 %		Taka Release : 143,928.00	
					0.00	0.00 %		% of Allocation : 100.00 %	
560	3731-8121	Union Link Road and Infrastructure Development Project : Greater Chittagong (Chittagong and Cox's-Bazar) District.	32,652.00	3,500.00	3,499.05	99.97 %	20.31 %	8,968.37	37.08 %
			32,652.00	3,500.00	3,499.05	99.97 %	20.31 %	0.00	
			0.00	0.00	0.00	0.00 %		27.47 %	
			0.00	0.00	0.00	0.00 %		0.00 %	
	1-Mar-10 to 30-Jun-13	Non-Donor Project	0.00	0.00	0.00	0.00 %			
				0.00	0.00	0.00 %		Taka Release : 3,500.00	
					0.00	0.00 %		% of Allocation : 100.00 %	
561	3731-8070	Construction of Long Bridge in Upazilla and Union.	140,600.00	20,041.00	20,040.90	100.00 %	10.80 %	34,286.26	22.77 %
			140,600.00	20,041.00	20,040.90	100.00 %	2.84 %	0.00	
			0.00	0.00	0.00	0.00 %		24.39 %	
			0.00	0.00	0.00	0.00 %		0.00 %	
	1-Mar-10 to 30-Jun-15	Non-Donor Project	0.00	0.00	0.00	0.00 %			
				0.00	0.00	0.00 %		Taka Release : 20,041.00	
					0.00	0.00 %		% of Allocation : 100.00 %	

Project-wise Implementation Status of the project under Local Government Division

Reporting Period: July 2012 To June 2013

RADP:2012-13

(Taka in Lakh)

SI No.	Ministry/Division Name Agency Name Project Code and Name		Project Cost	Target and Progress			Cumulative Progress upto Reporting Period		
				Financial		Physical (% of Total Project) A) Target B) Progress	Fin. Total PA (% of Projects Cost)	Physical Progress in %	
	Allocation	Expenditure							
	Implementation Period	Development Partner	A) Total B) Taka C) PA D) RPA	A) Total B) Taka C) PA D) RPA E) CDVAT	A) Total B) Taka C) PA D) RPA E) CDVAT	% of Allocation			
	1	2	3	4	5	6	7	8	9
562	3731-8081	Development of Rural Infrastructure of South-West Region.	148,072.00	35,000.00	34,943.00	99.84 %	29.70 %	59,064.07	45.00%
			40,959.00	5,250.00	5,193.00	98.91 %	29.70 %	49,543.79	
			107,113.00	29,750.00	29,750.00	100.00 %		39.89 %	
	1-Jan-10 to 30-Jun-13	JICA	101,051.00	29,150.00	29,150.00	100.00 %		46.25 %	
				0.00	0.00	0.00 %		Taka Release : 5,250.00	
								% of Allocation : 100.00 %	
563	3731-5660	Union Infrastructure Development Project (Khulna, Bagerhat and Satkhira District)	27,650.00	2,727.00	2,726.75	99.99 %	6.54 %	6,703.58	21.56%
			27,650.00	2,727.00	2,726.75	99.99 %	6.54 %	0.00	
			0.00	0.00	0.00	0.00 %		24.24 %	
	1-Jul-10 to 30-Jun-13	Non-Donor Project	0.00	0.00	0.00	0.00 %		0.00 %	
				0.00	0.00	0.00 %		Taka Release : 2,727.00	
								% of Allocation : 100.00 %	
564	3731-5670	Development of Rural Communication and Other Infrastructure of the Greater Rangpur Dinajpur District.	55,592.00	5,500.00	5,499.61	99.99 %	7.99 %	13,299.23	22.30%
			55,592.00	5,500.00	5,499.61	99.99 %	7.99 %	0.00	
			0.00	0.00	0.00	0.00 %		23.92 %	
	1-Apr-10 to 30-Jun-13	Non-Donor Project	0.00	0.00	0.00	0.00 %		0.00 %	
				0.00	0.00	0.00 %		Taka Release : 5,500.00	
								% of Allocation : 100.00 %	

Project-wise Implementation Status of the project under Local Government Division

Reporting Period: July 2012 To June 2013

RADP:2012-13

(Taka in Lakh)

SI No.	Ministry/Division Name Agency Name Project Code and Name		Project Cost	Target and Progress			Cumulative Progress upto Reporting Period		
				Financial		Physical (% of Total Project) A) Target B) Progress	Fin. Total PA (% of Projects Cost)	Physical Progress in %	
	Allocation	Expenditure							
	Implementation Period	Development Partner	A) Total B) Taka C) PA D) RPA	A) Total B) Taka C) PA D) RPA E) CDVAT	A) Total B) Taka C) PA D) RPA E) CDVAT	% of Allocation			
	1	2	3	4	5	6	7	8	9
565	3731-8116	Participatory Small Water Resource Sector Project (3rd Phase)	79,106.42 19,949.41 59,157.01 54,287.53	7,650.00 2,150.00 5,500.00 5,300.00 500.00	7,643.00 2,143.00 5,500.00 5,300.00 500.00	99.91 % 99.67 % 100.00 % 100.00 % 100.00 %	9.00 % 9.00 %	15,102.35 10,191.00 19.09 % 17.23 %	15.00%
	1-Jan-10 to 30-Jun-17	ADB, IFAD, Netherlands						Taka Release : % of Allocation :	2,150.00 100.00 %
566	3731-5770	Construction of Loop in Khilgaon Flyover (Sydabad border)	6,975.00 6,975.00 0.00 0.00	765.00 765.00 0.00 0.00	756.80 756.80 0.00 0.00	98.93 % 98.93 % 0.00 % 0.00 %	33.30 % 11.70 %	3,032.21 0.00 43.47 % 0.00 %	45.00%
	31-Oct-10 to 30-Jun-13	Non-Donor Project						Taka Release : % of Allocation :	765.00 100.00 %
567	3731-5780	Infrastructure Development of 19 Important Pourasava.	45,194.00 45,194.00 0.00 0.00	3,757.00 3,757.00 0.00 0.00	3,574.50 3,574.50 0.00 0.00	95.14 % 95.14 % 0.00 % 0.00 %	8.34 % 8.04 %	5,744.86 0.00 12.71 % 0.00 %	12.85%
	1-Jan-11 to 31-Dec-13	Non-Donor Project						Taka Release : % of Allocation :	3,575.00 95.16 %

Project-wise Implementation Status of the project under Local Government Division

Reporting Period: July 2012 To June 2013

RADP:2012-13

(Taka in Lakh)

SI No.	Ministry/Division Name Agency Name Project Code and Name		Project Cost	Target and Progress			Cumulative Progress upto Reporting Period		
				Financial		Physical (% of Total Project) A) Target B) Progress	Fin. Total PA (% of Projects Cost)	Physical Progress in %	
	Allocation	Expenditure							
	Implementation Period	Development Partner	A) Total B) Taka C) PA D) RPA	A) Total B) Taka C) PA D) RPA E) CDVAT	A) Total B) Taka C) PA D) RPA E) CDVAT	% of Allocation			
	1	2	3	4	5	6	7	8	9
568	3731-5700	Greater Faridpur Rural Infrastructure Development (2nd phase).	41,750.00 41,750.00 0.00 0.00	6,600.00 6,600.00 0.00 0.00	6,597.01 6,597.01 0.00 0.00	99.95 % 99.95 % 0.00 % 0.00 %	9.62 % 9.62 % 0.00 % 0.00 %	13,985.72 0.00 33.50 % 0.00 %	20.38 %
	1-Jul-10 to 31-Dec-13	Non-Donor Project						Taka Release : % of Allocation :	6,600.00 100.00 %
569	3731-5690	Infrastructure Development of Singra-Baruhas-Taras (Singra part) Road in Nator District.	2,058.00 2,058.00 0.00 0.00	445.00 445.00 0.00 0.00	444.26 444.26 0.00 0.00	99.83 % 99.83 % 0.00 % 0.00 %	10.00 % 10.00 % 0.00 % 0.00 %	2,262.76 0.00 109.95 % 0.00 %	100.00 %
	1-Mar-10 to 30-Jun-13	Non-Donor Project						Taka Release : % of Allocation :	445.00 100.00 %
570	3731-5710	Construction of 2 Bridges on the Bhramaputra River under Islampur Upazilla of Jamalpur District.	7,305.00 7,305.00 0.00 0.00	72.00 72.00 0.00 0.00	66.50 66.50 0.00 0.00	92.36 % 92.36 % 0.00 % 0.00 %	1.00 % 1.00 % 0.00 % 0.00 %	187.10 0.00 2.56 % 0.00 %	2.31 %
	1-Aug-10 to 30-Jun-13	Non-Donor Project						Taka Release : % of Allocation :	72.00 100.00 %

Project-wise Implementation Status of the project under Local Government Division

Reporting Period: July 2012 To June 2013

RADP:2012-13

(Taka in Lakh)

SI No.	Ministry/Division Name Agency Name Project Code and Name		Project Cost	Target and Progress			Cumulative Progress upto Reporting Period		
				Financial		Physical (% of Total Project) A) Target B) Progress	Fin. Total PA (% of Projects Cost)	Physical Progress in %	
	Allocation	Expenditure							
	Implementation Period	Development Partner	A) Total B) Taka C) PA D) RPA	A) Total B) Taka C) PA D) RPA E) CDVAT	A) Total B) Taka C) PA D) RPA E) CDVAT	% of Allocation			
	1	2	3	4	5	6	7	8	9
571	3731-5730	Development (Submrgible) of Goyhatta GC-Nowgaon- Binayek Road and Mohonpur UP Office under Ullapara Upazilla of Sirajgonj District to Kaliakoir Hat Road.	2,162.00 2,162.00 0.00 0.00	458.00 458.00 0.00 0.00	458.00 458.00 0.00 0.00	100.00 % 100.00 % 0.00 % 0.00 %	37.31 % 27.31 % 0.00 % 0.00 %	1,927.85 0.00 89.17 % 0.00 %	90.00 %
	1-Jan-10 to 30-Jun-13	Non-Donor Project						Taka Release : % of Allocation :	458.00 100.00 %
572	3731-5750	Development of Chapai Nawabgonj -Naogaon to Battali-Gabtali GC (00-7010m) Road.	1,537.00 1,537.00 0.00 0.00	317.00 317.00 0.00 0.00	316.46 316.46 0.00 0.00	99.83 % 99.83 % 0.00 % 0.00 %	19.81 % 19.81 % 0.00 % 0.00 %	1,516.46 0.00 98.66 % 0.00 %	100.00 %
	1-Jan-11 to 31-Dec-12	Non-Donor Project						Taka Release : % of Allocation :	317.00 100.00 %
573	3731-5680	Greater Comilla Rural Infrastructure Development.	17,861.00 17,861.00 0.00 0.00	2,953.00 2,953.00 0.00 0.00	2,951.91 2,951.91 0.00 0.00	99.96 % 99.96 % 0.00 % 0.00 %	17.00 % 17.00 % 0.00 % 0.00 %	8,093.61 0.00 45.31 % 0.00 %	46.00 %
	1-Jul-10 to 30-Jun-13	Non-Donor Project						Taka Release : % of Allocation :	2,953.00 100.00 %

Project-wise Implementation Status of the project under Local Government Division

Reporting Period: July 2012 To June 2013

RADP:2012-13

(Taka in Lakh)

SI No.	Ministry/Division Name Agency Name Project Code and Name		Project Cost	Target and Progress			Cumulative Progress upto Reporting Period		
				Financial		Physical (% of Total Project) A) Target B) Progress	Fin. Total PA (% of Projects Cost)	Physical Progress in %	
	Allocation	Expenditure							
	Implementation Period	Development Partner	A) Total B) Taka C) PA D) RPA	A) Total B) Taka C) PA D) RPA E) CDVAT	A) Total B) Taka C) PA D) RPA E) CDVAT	% of Allocation			
	1	2	3	4	5	6	7	8	9
574	3731-5760 Gazner Bill Link River Excavation , Development of Irrigation Facilities and Fish Cultivation Project at Sujanagar Upazilla in Pabna District (LGED Component) .		3,544.00 3,544.00 0.00 0.00	2,064.00 2,064.00 0.00 0.00	2,032.68 2,032.68 0.00 0.00	98.48 % 98.48 % 0.00 % 0.00 %	88.00 % 88.00 % 0.00 % 0.00 %	3,481.31 0.00 98.23 % 0.00 %	100.00%
	1-Jan-10 to 30-Jun-13	Non-Donor Project	0.00	0.00	0.00	0.00 %			
				0.00	0.00	0.00 %	Taka Release : % of Allocation :	2,032.68 98.48 %	
575	3731-6996 Char Development and Settlement-4 (LGED Component).		23,361.00 4,996.00 18,365.00 18,365.00	2,222.00 622.00 1,600.00 1,600.00	1,638.61 411.16 1,227.45 1,227.45	73.74 % 66.10 % 76.72 % 76.72 %	10.00 % 7.00 % 0.00 % 0.00 %	2,757.01 2,066.83 11.80 % 11.25 %	12.00%
	1-Jan-11 to 31-Dec-16	IFAD, Netherlands	0.00	0.00	0.00	0.00 %			
				0.00	0.00	0.00 %	Taka Release : % of Allocation :	1,775.45 285.44 %	
576	3731-5016 Rehabilitation of Aila Affected Rural Infrastructure.		14,025.00 14,025.00 0.00 0.00	2,500.00 2,500.00 0.00 0.00	2,498.37 2,498.37 0.00 0.00	99.93 % 99.93 % 0.00 % 0.00 %	15.72 % 15.72 % 0.00 % 0.00 %	4,697.00 0.00 33.49 % 0.00 %	31.72%
	1-Jan-11 to 30-Jun-13	Non-Donor Project	0.00	0.00	0.00	0.00 %			
				0.00	0.00	0.00 %	Taka Release : % of Allocation :	2,500.00 100.00 %	

Project-wise Implementation Status of the project under Local Government Division

Reporting Period: July 2012 To June 2013

RADP:2012-13

(Taka in Lakh)

SI No.	Ministry/Division Name Agency Name Project Code and Name		Project Cost	Target and Progress			Cumulative Progress upto Reporting Period		
				Financial		Physical (% of Total Project) A) Target B) Progress	Fin. Total PA (% of Projects Cost)	Physical Progress in %	
	Allocation	Expenditure							
	Implementation Period	Development Partner	A) Total B) Taka C) PA D) RPA	A) Total B) Taka C) PA D) RPA E) CDVAT	A) Total B) Taka C) PA D) RPA E) CDVAT	% of Allocation			
	1	2	3	4	5	6	7	8	9
577	3731-5012	Rural Infrastructure Development Project: Greater Dhaka, Tangail and Kishoreganj District.	44,100.00 44,100.00 0.00 0.00	2,000.00 2,000.00 0.00 0.00	1,996.87 1,996.87 0.00 0.00	99.84 % 99.84 % 0.00 % 0.00 %	4.53 % 4.53 % 0.00 % 0.00 %	4,276.17 0.00 9.70 % 0.00 %	9.70 %
	1-Mar-11 to 30-Jun-13	Non-Donor Project						Taka Release : % of Allocation :	2,000.00 100.00 %
578	3731-5019	Sustainable Rural Infrastructure Improvement Project (SRIP).	75,251.00 22,535.00 52,716.00 0.00	5,000.00 2,000.00 3,000.00 2,650.00 0.00	4,979.97 1,980.12 2,999.85 2,649.85 0.00	99.60 % 99.01 % 100.00 % 99.99 % 0.00 %	8.00 % 7.00 % 0.00 % 0.00 %	6,981.39 4,735.33 9.28 % 8.98 %	9.71 %
	1-Jan-11 to 30-Jun-16	ADB, KfW						Taka Release : % of Allocation :	2,000.00 100.00 %
579	3731-5018	Expansion of Upazilla Complex.	77,485.00 77,485.00 0.00 0.00	2,580.00 2,580.00 0.00 0.00	2,572.81 2,572.81 0.00 0.00	99.72 % 99.72 % 0.00 % 0.00 %	3.30 % 3.00 % 0.00 % 0.00 %	4,372.81 0.00 5.64 % 0.00 %	8.00 %
	1-Apr-11 to 30-Jun-15	Non-Donor Project						Taka Release : % of Allocation :	2,580.00 100.00 %

Project-wise Implementation Status of the project under Local Government Division

Reporting Period: July 2012 To June 2013

RADP:2012-13

(Taka in Lakh)

SI No.	Ministry/Division Name Agency Name Project Code and Name		Project Cost	Target and Progress			Cumulative Progress upto Reporting Period		
				Financial		Physical (% of Total Project) A) Target B) Progress	Fin. Total PA (% of Projects Cost)	Physical Progress in %	
	Allocation	Expenditure							
	Implementation Period	Development Partner	A) Total B) Taka C) PA D) RPA	A) Total B) Taka C) PA D) RPA E) CDVAT	A) Total B) Taka C) PA D) RPA E) CDVAT	% of Allocation			
	1	2	3	4	5	6	7	8	9
580	3731-5022	Important Urban Infrastructure Development Project.	115,099.00 115,099.00 0.00 0.00	6,601.00 6,601.00 0.00 0.00	6,591.20 6,591.20 0.00 0.00	99.85 % 99.85 % 0.00 % 0.00 %	5.73 % 5.72 % 0.00 % 0.00 %	11,161.91 0.00 9.70 % 0.00 %	9.70 %
	1-Jan-11 to 30-Jun-14	Non-Donor Project						Taka Release : % of Allocation :	6,601.00 100.00 %
581	3731-5027	Construction of Flyover Bridge in Dhaka City [Construction of Magbazar-Mouchak (integrated) Flyover].	77,270.00 20,047.00 57,223.00 20,047.00	5,425.00 2,425.00 3,000.00 3,000.00	4,425.00 2,425.00 2,000.00 2,000.00	81.57 % 100.00 % 66.67 % 66.67 %	7.03 % 7.03 % 0.00 % 0.00 %	6,231.67 2,000.00 8.06 % 3.50 %	9.43 %
	31-Dec-10 to 30-Jun-14	DFID, SFD						Taka Release : % of Allocation :	2,425.00 100.00 %
582	3731-5028	Development of Syama Sundari Cannal in Rangpur District .	2,294.00 2,294.00 0.00 0.00	884.00 884.00 0.00 0.00	884.00 884.00 0.00 0.00	100.00 % 100.00 % 0.00 % 0.00 %	35.57 % 35.57 % 0.00 % 0.00 %	1,384.00 0.00 60.33 % 0.00 %	57.57 %
	1-Mar-11 to 30-Jun-13	Non-Donor Project						Taka Release : % of Allocation :	884.00 100.00 %

Project-wise Implementation Status of the project under Local Government Division

Reporting Period: July 2012 To June 2013

RADP:2012-13

(Taka in Lakh)

SI No.	Ministry/Division Name Agency Name Project Code and Name		Project Cost	Target and Progress			Cumulative Progress upto Reporting Period		
				Financial		Physical (% of Total Project) A) Target B) Progress	Fin. Total PA (% of Projects Cost)	Physical Progress in %	
	Allocation	Expenditure							
	Implementation Period	Development Partner	A) Total B) Taka C) PA D) RPA	A) Total B) Taka C) PA D) RPA E) CDVAT	A) Total B) Taka C) PA D) RPA E) CDVAT	% of Allocation			
	1	2	3	4	5	6	7	8	9
583	3731-5017	Infrastructure development in the Greater Jessore (Jessore, Jhenaidah, Magura and Narail district).	39,850.00 39,850.00 0.00 0.00	1,200.00 1,200.00 0.00 0.00	1,197.40 1,197.40 0.00 0.00	99.78 % 99.78 % 0.00 % 0.00 %	3.01 % 3.01 % 0.00 % 0.00 %	3,595.78 0.00 9.02 % 0.00 %	9.03 %
	1-Mar-11 to 30-Jun-15	Non-Donor Project						Taka Release : % of Allocation :	1,200.00 100.00 %
584	3731-5029	Technical Assistance for Extended Municipal Capacity Building Programme and Preparation and Municipal Services Project-2.	2,807.00 0.00 2,807.00 2,807.00	293.00 0.00 293.00 293.00	292.66 0.00 292.66 292.66	99.88 % 0.00 % 99.88 % 99.88 %	10.00 % 10.00 % 0.00 % 0.00 %	2,235.58 2,235.58 79.64 % 79.64 %	80.00 %
	1-Jan-11 to 31-Dec-12	World Bank						Taka Release : % of Allocation :	0.00 0.00 %
585	3731-5830	Feasibility Study and Detailed Design for the Development of Bhola Bus Stand to Laharhat Connecting Road.	333.00 333.00 0.00 0.00	185.00 185.00 0.00 0.00	179.00 179.00 0.00 0.00	96.76 % 96.76 % 0.00 % 0.00 %	95.00 % 95.00 % 0.00 % 0.00 %	194.00 0.00 58.26 % 0.00 %	100.00 %
	1-Jul-11 to 30-Jun-13	Non-Donor Project						Taka Release : % of Allocation :	185.00 100.00 %

Project-wise Implementation Status of the project under Local Government Division

Reporting Period: July 2012 To June 2013

RADP:2012-13

(Taka in Lakh)

SI No.	Ministry/Division Name Agency Name Project Code and Name		Project Cost	Target and Progress			Cumulative Progress upto Reporting Period		
				Financial		Physical (% of Total Project) A) Target B) Progress	Fin. Total PA (% of Projects Cost)	Physical Progress in %	
	Allocation	Expenditure							
	Implementation Period	Development Partner	A) Total B) Taka C) PA D) RPA	A) Total B) Taka C) PA D) RPA E) CDVAT	A) Total B) Taka C) PA D) RPA E) CDVAT	% of Allocation			
	1	2	3	4	5	6	7	8	9
586	3731-5840 Widening and Development of Barguna-Betagi-Niamoti-Bakergonj-Amtoli-Taltoli-Sonakata Road.		10,653.00	1,700.00	1,688.04	99.30 %	16.00 %	1,882.20	25.00%
			10,653.00	1,700.00	1,688.04	99.30 %	16.00 %	0.00	
			0.00	0.00	0.00	0.00 %		17.67 %	
			0.00	0.00	0.00	0.00 %		0.00 %	
1-Jul-11	to 31-Dec-13	Non-Donor Project	0.00	0.00	0.00	0.00 %			
				0.00	0.00	0.00 %		Taka Release : 1,700.00	
					0.00	0.00 %		% of Allocation : 100.00 %	
587	3731-5091 Development of Bhangura-Noagaon GCM Road under Bhangura Upzilla of Pabna District.		9,087.00	400.00	399.99	100.00 %	4.40 %	578.87	6.43%
			9,087.00	400.00	399.99	100.00 %	4.40 %	0.00	
			0.00	0.00	0.00	0.00 %		6.37 %	
			0.00	0.00	0.00	0.00 %		0.00 %	
1-Jul-11	to 31-Dec-13	Non-Donor Project	0.00	0.00	0.00	0.00 %			
				0.00	0.00	0.00 %		Taka Release : 400.00	
					0.00	0.00 %		% of Allocation : 100.00 %	
588	3731-5790 Development of Sylhet Division Rural Infrastructure.		44,723.00	7,800.00	7,775.71	99.69 %	18.00 %	8,753.97	21.00%
			44,723.00	7,800.00	7,775.71	99.69 %	18.00 %	0.00	
			0.00	0.00	0.00	0.00 %		19.57 %	
			0.00	0.00	0.00	0.00 %		0.00 %	
1-Jul-11	to 31-Dec-14	Non-Donor Project	0.00	0.00	0.00	0.00 %			
				0.00	0.00	0.00 %		Taka Release : 7,800.00	
					0.00	0.00 %		% of Allocation : 100.00 %	

Project-wise Implementation Status of the project under Local Government Division

Reporting Period: July 2012 To June 2013

RADP:2012-13

(Taka in Lakh)

SI No.	Ministry/Division Name Agency Name Project Code and Name		Project Cost	Target and Progress			Cumulative Progress upto Reporting Period		
				Financial		Physical (% of Total Project) A) Target B) Progress	Fin. Total PA (% of Projects Cost)	Physical Progress in %	
	Allocation	Expenditure							
	Implementation Period	Development Partner	A) Total B) Taka C) PA D) RPA	A) Total B) Taka C) PA D) RPA E) CDVAT	A) Total B) Taka C) PA D) RPA E) CDVAT	% of Allocation			
	1	2	3	4	5	6	7	8	9
589	3731-5800	Construction of Union Council Complex Building (2nd Phase).	78,000.00 78,000.00 0.00 0.00	6,000.00 6,000.00 0.00 0.00	6,000.00 6,000.00 0.00 0.00	100.00 % 100.00 % 0.00 % 0.00 %	7.81 % 7.81 % 7.95 % 0.00 %	6,200.00 0.00 7.95 % 0.00 %	11.34 %
	1-Jul-11 to 30-Jun-13	Non-Donor Project						Taka Release : % of Allocation :	6,000.00 100.00 %
590	3731-5810	Enhancement of Disaster Tolerance Capacity with Coastal town water supply, Drainage and Sanitation Systems because of Climate Change.	629.00 111.00 518.00 0.00	251.00 0.00 251.00 0.00	251.00 0.00 251.00 0.00	100.00 % 0.00 % 100.00 % 0.00 %	45.00 % 45.00 % 100.00 % 100.00 %	518.00 518.00 82.35 % 100.00 %	100.00 %
	1-Nov-11 to 30-Jun-13	ADB						Taka Release : % of Allocation :	0.00 0.00 %
591	3731-5400	Urban Area Development Project.	130,563.00 34,941.00 95,622.00 85,797.00	7,500.00 1,755.00 5,745.00 4,245.00	7,488.41 1,743.41 5,745.00 4,245.00	99.85 % 99.34 % 100.00 % 100.00 %	6.00 % 6.00 % 6.67 % 7.18 %	8,708.48 6,866.76 6.67 % 7.18 %	6.94 %
	1-Jul-11 to 31-Dec-16	ADB						Taka Release : % of Allocation :	1,755.00 100.00 %

Project-wise Implementation Status of the project under Local Government Division

Reporting Period: July 2012 To June 2013

RADP:2012-13

(Taka in Lakh)

SI No.	Ministry/Division Name Agency Name Project Code and Name		Project Cost	Target and Progress			Cumulative Progress upto Reporting Period		
				Financial		Physical (% of Total Project) A) Target B) Progress	Fin. Total PA (% of Projects Cost)	Physical Progress in %	
	Allocation	Expenditure							
	Implementation Period	Development Partner	A) Total B) Taka C) PA D) RPA	A) Total B) Taka C) PA D) RPA E) CDVAT	A) Total B) Taka C) PA D) RPA E) CDVAT	% of Allocation			
	1	2	3	4	5	6	7	8	9
592	3731-5880 Rehabilitation of Narsoonda River in Kishoregonj District and Development of the Area Adjacent to Kishoregonj Municipality.		6,346.00 6,346.00 0.00 0.00	2,200.00 2,200.00 0.00 0.00	2,199.98 2,199.98 0.00 0.00	100.00 % 100.00 % 0.00 % 0.00 %	37.00 % 37.00 % 0.00 % 0.00 %	2,233.98 0.00 35.20 % 0.00 %	37.54 %
	1-Jul-11 to 30-Jun-13	Non-Donor Project	0.00	0.00	0.00	0.00 %			
				0.00	0.00	0.00 %	Taka Release : % of Allocation :	2,200.00 100.00 %	
593	3731-5890 Extension of the Physical Facilities of the Engineering Survey Institute, Rajshahi.		2,401.00 2,401.00 0.00 0.00	435.00 435.00 0.00 0.00	434.40 434.40 0.00 0.00	99.86 % 99.86 % 0.00 % 0.00 %	18.11 % 18.00 % 0.00 % 0.00 %	634.40 0.00 26.42 % 0.00 %	26.32 %
	1-Jul-11 to 30-Jun-14	Non-Donor Project	0.00	0.00	0.00	0.00 %			
				0.00	0.00	0.00 %	Taka Release : % of Allocation :	435.00 100.00 %	
594	3731-5045 Infrastructure Development of Greater Kushtia District Project (Kushtia, Chuadanga & Meherpur District).		34,033.00 34,033.00 0.00 0.00	1,300.00 1,300.00 0.00 0.00	1,270.52 1,270.52 0.00 0.00	97.73 % 97.73 % 0.00 % 0.00 %	3.82 % 3.44 % 0.00 % 0.00 %	1,270.52 0.00 3.73 % 0.00 %	3.44 %
	1-Jan-12 to 30-Jun-16	Non-Donor Project	0.00	0.00	0.00	0.00 %			
				0.00	0.00	0.00 %	Taka Release : % of Allocation :	1,300.00 100.00 %	

Project-wise Implementation Status of the project under Local Government Division

Reporting Period: July 2012 To June 2013

RADP:2012-13

(Taka in Lakh)

SI No.	Ministry/Division Name		Project Cost	Target and Progress			Cumulative Progress upto Reporting Period		
	Agency Name			Financial		Physical (% of Total Project) A) Target B) Progress	Fin. Total PA (% of Projects Cost)	Physical Progress in %	
	Project Code and Name			Allocation	Expenditure				
Implementation Period	Development Partner		A) Total B) Taka C) PA D) RPA	A) Total B) Taka C) PA D) RPA E) CDVAT	A) Total B) Taka C) PA D) RPA E) CDVAT	% of Allocation			
1	2	3	4	5	6	7	8	9	
595	3731-5046	Development of Important Rural Infrastructure Project.	52,830.00	2,800.00	2,765.56	98.77 %	5.30 %	2,765.56	5.23 %
			52,830.00	2,800.00	2,765.56	98.77 %	5.23 %	0.00	
			0.00	0.00	0.00	0.00 %		5.23 %	
			0.00	0.00	0.00	0.00 %		0.00 %	
1-Jul-12	to 30-Jun-15	Non-Donor Project	0.00	0.00	0.00	0.00 %			
				0.00	0.00	0.00 %		Taka Release : 2,800.00	
								% of Allocation : 100.00 %	
596	3731-5047	WFP Assisted Enhancing Resilience to Disaster and the Effects of Climate Change Project.	103,800.00	19,244.00	18,877.22	98.09 %	20.00 %	18,877.22	18.19 %
			52,940.00	10,544.00	10,330.16	97.97 %	18.19 %	8,547.06	
			50,860.00	8,700.00	8,547.06	98.24 %		18.19 %	
			0.00	0.00	0.00	0.00 %		16.81 %	
1-Jan-12	to 31-Dec-16	Non-Donor Project	0.00	0.00	0.00	0.00 %			
				0.00	0.00	0.00 %		Taka Release : 10,544.00	
								% of Allocation : 100.00 %	
597	3731-5072	Capacity Development Project for Participatory Water Resources Management through Integrated Rural Development.	403.00	403.00	403.00	100.00 %	7.10 %	403.00	7.10 %
			403.00	0.00	0.00	0.00 %	7.10 %	403.00	
			0.00	403.00	403.00	100.00 %		100.00 %	
			0.00	0.00	0.00	0.00 %		0.00 %	
1-Sep-12	to 30-Sep-17	Non-Donor Project	0.00	0.00	0.00	0.00 %			
				0.00	0.00	0.00 %		Taka Release : 0.00	
								% of Allocation : 0.00 %	

Project-wise Implementation Status of the project under Local Government Division

Reporting Period: July 2012 To June 2013

RADP:2012-13

(Taka in Lakh)

SI No.	Ministry/Division Name Agency Name Project Code and Name		Project Cost	Target and Progress			Cumulative Progress upto Reporting Period		
				Financial		Physical (% of Total Project) A) Target B) Progress	Fin. Total PA (% of Projects Cost)	Physical Progress in %	
	Allocation	Expenditure							
	Implementation Period	Development Partner	A) Total B) Taka C) PA D) RPA	A) Total B) Taka C) PA D) RPA E) CDVAT	A) Total B) Taka C) PA D) RPA E) CDVAT	% of Allocation			
	1	2	3	4	5	6	7	8	9
598	3731-5059	Project Preparatory Technical Assistance (PPTA) Project for Coastal Towns Infrastructure Improvement Project.	840.00 84.00 756.00	756.00 0.00 756.00	756.00 0.00 756.00	100.00 % 0.00 % 100.00 %	100.00 % 100.00 % 100.00 %	756.00 756.00 90.00 % 100.00 %	100.00 %
	1-Oct-12 to 30-Jun-13	ADB	0.00	0.00	0.00	0.00 %			
				0.00	0.00	0.00 %	Taka Release : % of Allocation :	0.00 0.00 %	
599	3731-5056	Feasibility Study in Term of Hydrological and Morphological Study, Economic Analysis, Environmental Impact Assessment (EIA) including Topographical Survey and Design of Important 5 (Five) No. Long Large Bridges in Narail, Gaibandha, Chittagong and Magura Districts.	186.00 186.00 0.00 0.00	186.00 186.00 0.00 0.00	186.00 186.00 0.00 0.00	100.00 % 100.00 % 0.00 % 0.00 %	100.00 % 100.00 % 100.00 % 0.00 %	186.00 0.00 100.00 % 0.00 %	100.00 %
	1-Jul-12 to 30-Jun-13	Non-Donor Project	0.00	0.00	0.00	0.00 %			
				0.00	0.00	0.00 %	Taka Release : % of Allocation :	186.00 100.00 %	
600	3731-5054	Development of Infrastructure and Improvement of Standard of Living in Haor Regions Project.	94,539.00 25,662.00 68,877.00	2,246.00 240.00 2,006.00	2,191.80 240.00 1,951.80	97.59 % 100.00 % 97.30 %	3.00 % 2.00 % 2.32 % 2.83 %	2,191.80 1,951.80 2.32 % 2.83 %	2.00 %
	1-Jul-12 to 30-Jun-19	IFAD	0.00	2,006.00	1,951.80	97.30 %			
				0.00	0.00	0.00 %	Taka Release : % of Allocation :	240.00 100.00 %	

Project-wise Implementation Status of the project under Local Government Division

Reporting Period: July 2012 To June 2013

RADP:2012-13

(Taka in Lakh)

SI No.	Ministry/Division Name Agency Name Project Code and Name		Project Cost	Target and Progress			Cumulative Progress upto Reporting Period		
				Financial		Physical (% of Total Project) A) Target B) Progress	Fin. Total PA (% of Projects Cost)	Physical Progress in %	
	Allocation	Expenditure							
	Implementation Period	Development Partner	A) Total B) Taka C) PA D) RPA	A) Total B) Taka C) PA D) RPA E) CDVAT	A) Total B) Taka C) PA D) RPA E) CDVAT	% of Allocation			
	1	2	3	4	5	6	7	8	9
601	3731-5057	Rural Transport Improvement Project-2 (RTIP-2).	334,305.00 92,615.00 241,690.00	4,298.00 1,010.00 3,288.00	3,508.03 998.95 2,509.08	81.62 % 98.91 % 76.31 %	2.44 % 2.03 %	3,508.03 2,509.08 1.05 % 1.04 %	2.03 %
	1-Jul-12 to 30-Jun-17	IDA	0.00	3,288.00 0.00	2,509.08 0.00	76.31 % 0.00 %		Taka Release : 1,010.00 % of Allocation : 100.00 %	
602	3731-5058	Coastal Climate Change Resilient Infrastructure Improvement Project.	123,000.00 25,584.00 97,416.00 97,416.00	162.00 100.00 62.00 62.00	158.59 96.59 62.00 62.00	97.90 % 96.59 % 100.00 % 100.00 %	1.00 % 1.00 %	158.59 62.00 0.13 % 0.06 %	1.00 %
	1-Jul-12 to 30-Jun-17	ADB, KfW, IFAD	0.00	62.00 0.00	62.00 0.00	100.00 % 0.00 %		Taka Release : 100.00 % of Allocation : 100.00 %	
603	3731-5063	Construction of Submersible Roads at Haor Regions under Mithamoin & Astagram Upazilla of Kishoregonj District.	2,452.00 2,452.00 0.00 0.00	1.00 1.00 0.00 0.00	0.75 0.75 0.00 0.00	75.00 % 75.00 % 0.00 % 0.00 %	0.04 % 0.04 %	0.75 0.00 0.03 % 0.00 %	0.04 %
	1-Jan-13 to 31-Dec-13	Non-Donor Project	0.00	0.00 0.00	0.00 0.00	0.00 % 0.00 %		Taka Release : 0.75 % of Allocation : 75.00 %	

Project-wise Implementation Status of the project under Local Government Division

Reporting Period: July 2012 To June 2013

RADP:2012-13

(Taka in Lakh)

SI No.	Ministry/Division Name Agency Name Project Code and Name		Project Cost	Target and Progress			Cumulative Progress upto Reporting Period		
				Financial		Physical (% of Total Project) A) Target B) Progress	Fin. Total PA (% of Projects Cost)	Physical Progress in %	
	Allocation	Expenditure							
	Implementation Period	Development Partner	A) Total B) Taka C) PA D) RPA	A) Total B) Taka C) PA D) RPA E) CDVAT	A) Total B) Taka C) PA D) RPA E) CDVAT	% of Allocation			
	1	2	3	4	5	6	7	8	9
604	3731-5064	Construction of 341 Metre Long PC Girder Bridge on the Dhaleshwari River under Mithamoin & Astagram Upazilla of Kishoregonj District.	4,489.00 4,489.00 0.00	1.00 1.00 0.00	1.00 1.00 0.00	100.00 % 100.00 % 0.00 %	0.02 % 0.02 % 0.00 %	1.00 0.00 0.00 %	0.02 % 0.00 % 0.00 %
	1-Jan-13 to 30-Jun-15	Non-Donor Project	0.00	0.00	0.00	0.00 %			
				0.00	0.00	0.00 %	Taka Release : % of Allocation :	1.00 100.00 %	
605	3731-5066	Feasibility Study in Term of Hydrological and Morphological Study, Economic Analysis, Environmental Impact Assessment (EIA) including Topographical Survey and Design of Important 2 (Two) Large Bridges at Nageshwari Upazilla in Kurigram District of Bangladesh.	89.00 89.00 0.00 0.00	44.00 44.00 0.00 0.00	44.00 44.00 0.00 0.00	100.00 % 100.00 % 0.00 % 0.00 %	50.00 % 49.44 % 0.00 % 0.00 %	44.00 0.00 49.44 % 0.00 %	49.44 % 0.00 % 49.44 % 0.00 %
	1-Jan-13 to 30-Jun-13	Non-Donor Project	0.00	0.00	0.00	0.00 %			
				0.00	0.00	0.00 %	Taka Release : % of Allocation :	44.00 100.00 %	
606	3731-5067	Hydrological and Morphological Study, Economic Analysis, Environmental Impact Assessment (EIA) including Topographical Survey and Design of 160 Metre Kalghar Bazar-Rajarkul at Chinese : 1+500 k.m. over Bakkhali River, Ramu Upazilla, Cox'sbazar District.	84.00 84.00 0.00 0.00	1.00 1.00 0.00 0.00	0.75 0.75 0.00 0.00	75.00 % 75.00 % 0.00 % 0.00 %	1.25 % 1.25 % 0.00 % 0.00 %	0.75 0.00 0.89 % 0.00 %	1.25 % 0.00 % 0.89 % 0.00 %
	1-Feb-13 to 28-Feb-14	Non-Donor Project	0.00	0.00	0.00	0.00 %			
				0.00	0.00	0.00 %	Taka Release : % of Allocation :	0.75 75.00 %	

Project-wise Implementation Status of the project under Local Government Division

Reporting Period: July 2012 To June 2013

RADP:2012-13

(Taka in Lakh)

SI No.	Ministry/Division Name Agency Name Project Code and Name		Project Cost	Target and Progress			Cumulative Progress upto Reporting Period		
				Financial		Physical (% of Total Project) A) Target B) Progress	Fin. Total PA (% of Projects Cost)	Physical Progress in %	
	Allocation	Expenditure							
	Implementation Period	Development Partner	A) Total B) Taka C) PA D) RPA	A) Total B) Taka C) PA D) RPA E) CDVAT	A) Total B) Taka C) PA D) RPA E) CDVAT	% of Allocation			
	1	2	3	4	5	6	7	8	9
607	3731-5068	Feasibility Study Project for Construction of Long Bridges over 6 Rivers in Rangpur Division.	164.00 164.00 0.00 0.00	164.00 164.00 0.00 0.00	160.86 160.86 0.00 0.00	98.09 % 98.09 % 0.00 % 0.00 %	100.00 % 100.00 % 0.00 % 0.00 %	160.86 0.00 98.09 % 0.00 %	100.00 %
	1-Oct-12 to 30-Apr-13	Non-Donor Project						Taka Release : % of Allocation :	164.00 100.00 %
608	3731-5069	Begum Rokeya Memorial Centre Connecting Rural Infrastructure Development.	1,700.00 1,700.00 0.00 0.00	50.00 50.00 0.00 0.00	50.00 50.00 0.00 0.00	100.00 % 100.00 % 0.00 % 0.00 %	2.94 % 2.94 % 0.00 % 0.00 %	50.00 0.00 2.94 % 0.00 %	2.94 %
	1-Jan-13 to 30-Jun-15	Non-Donor Project						Taka Release : % of Allocation :	50.00 100.00 %
609	3731-5052	Feasibility Study in Term of Hydrological and Morphological Study, Economic Analysis, Environmental Impact Assessment (EIA) including Topographical Survey and Design of Important 4(Four) No. Long Large Bridges in Jamalpur District.	160.00 160.00 0.00 0.00	160.00 160.00 0.00 0.00	160.00 160.00 0.00 0.00	100.00 % 100.00 % 0.00 % 0.00 %	100.00 % 100.00 % 0.00 % 0.00 %	160.00 0.00 100.00 % 0.00 %	100.00 %
	1-Jul-12 to 30-Jun-13	Non-Donor Project						Taka Release : % of Allocation :	160.00 100.00 %

Project-wise Implementation Status of the project under Local Government Division

Reporting Period: July 2012 To June 2013

RADP:2012-13

(Taka in Lakh)

SI No.	Ministry/Division Name Agency Name Project Code and Name		Project Cost	Target and Progress			Cumulative Progress upto Reporting Period		
				Financial		Physical (% of Total Project) A) Target B) Progress	Fin. Total PA (% of Projects Cost)	Physical Progress in %	
	Allocation	Expenditure							
	Implementation Period	Development Partner	A) Total B) Taka C) PA D) RPA	A) Total B) Taka C) PA D) RPA E) CDVAT	A) Total B) Taka C) PA D) RPA E) CDVAT	% of Allocation			
	1	2	3	4	5	6	7	8	9
610	3731-5053 Feasibility Study in Term of Hydrological and Morphological Study, Economic Analysis, Environmental Impact Assessment (EIA) including Topographical Survey and Design of Important 5 (Five) No. Long Large Bridges in Netrokona District.		198.00 198.00 0.00	198.00 198.00 0.00	198.00 198.00 0.00	100.00 % 100.00 % 0.00 %	100.00 % 100.00 % 0.00 %	198.00 0.00 100.00 % 0.00 %	100.00%
	1-Jul-12 to 30-Jun-13	Non-Donor Project	0.00	0.00	0.00	0.00 %			
				0.00	0.00	0.00 %	Taka Release : % of Allocation :	198.00 100.00 %	
611	3731-5049 Feasibility Study in Term of Hydrological and Morphological Study, Economic Analysis and Environmental Impact Assesment (EIA) including Topographical Survey and Design of Important 3 (three) Large Bridges at Naogaon and Manikgonj District.		140.00 140.00 0.00	130.00 130.00 0.00	126.07 126.07 0.00	96.98 % 96.98 % 0.00 %	100.00 % 100.00 % 0.00 %	126.07 0.00 90.05 % 0.00 %	100.00%
	1-Jul-12 to 30-Jun-13	Non-Donor Project	0.00	0.00	0.00	0.00 %			
				0.00	0.00	0.00 %	Taka Release : % of Allocation :	130.00 100.00 %	
612	3731-5062 Hydrological and Morphological Study, EIA Study Preparation of Detail Design and Bidding Documents for Construction of Two Large Bridges over Kachipara Karkhana River and Pandaf Paira River of Patuakhali and Barisal Districts.		140.00 140.00 0.00	50.00 50.00 0.00	50.00 50.00 0.00	100.00 % 100.00 % 0.00 %	38.00 % 38.00 % 0.00 %	50.00 0.00 35.71 % 0.00 %	38.00%
	1-Oct-12 to 30-Jun-13	Non-Donor Project	0.00	0.00	0.00	0.00 %			
				0.00	0.00	0.00 %	Taka Release : % of Allocation :	50.00 100.00 %	

Project-wise Implementation Status of the project under Local Government Division

Reporting Period: July 2012 To June 2013

RADP:2012-13

(Taka in Lakh)

SI No.	Ministry/Division Name Agency Name Project Code and Name		Project Cost	Target and Progress			Cumulative Progress upto Reporting Period		
				Financial		Physical (% of Total Project) A) Target B) Progress	Fin. Total PA (% of Projects Cost)	Physical Progress in %	
	Allocation	Expenditure							
	Implementation Period	Development Partner	A) Total B) Taka C) PA D) RPA	A) Total B) Taka C) PA D) RPA E) CDVAT	A) Total B) Taka C) PA D) RPA E) CDVAT	% of Allocation			
	1	2	3	4	5	6	7	8	9
613	3731-5073	Northern Bangladesh Integrated Development Project.	270,594.00	19.00	14.22	74.84 %	1.00 %	14.22	1.00 %
			57,837.00	19.00	14.22	74.84 %	1.00 %	0.00	
			212,757.00	0.00	0.00	0.00 %		0.01 %	
	1-Mar-13 to 30-Jun-14	JICA	204,889.00	0.00	0.00	0.00 %		0.00 %	
				0.00	0.00	0.00 %			
								Taka Release : 14.25	
								% of Allocation : 75.00 %	
		Executing Agency Total	4,361,912.67	580,205.00	573,044.70	98.77 %		Taka Release : 408,459.83	
			2,823,939.57	407,536.00	406,315.34	99.70 %		% of Allocation : 100.23 %	
			1,537,973.10	172,669.00	166,729.37	96.56 %			
			939,744.68	140,041.00	132,793.23	94.82 %			
				500.00	500.00	100.00 %			
		Public Health Engineering Directorate							
614	3741-5070	Sanitation, Hygiene Education and Water Supply Project (GOB-UNICEF).	63,169.17	10,000.00	7,288.46	72.88 %	13.75 %	61,194.62	100.00 %
			13,880.47	4,000.00	3,996.06	99.90 %	13.75 %	49,395.40	
			49,288.70	6,000.00	3,292.40	54.87 %		96.87 %	
	1-Jan-06 to 31-Dec-12	UNICEF	0.00	0.00	0.00	0.00 %		100.22 %	
				0.00	0.00	0.00 %			
								Taka Release : 4,000.00	
								% of Allocation : 100.00 %	

Project-wise Implementation Status of the project under Local Government Division

Reporting Period: July 2012 To June 2013

RADP:2012-13

(Taka in Lakh)

SI No.	Ministry/Division Name Agency Name Project Code and Name		Project Cost	Target and Progress			Cumulative Progress upto Reporting Period		
				Financial		Physical (% of Total Project) A) Target B) Progress	Fin. Total PA (% of Projects Cost)	Physical Progress in %	
	Allocation	Expenditure							
	Implementation Period	Development Partner	A) Total B) Taka C) PA D) RPA	A) Total B) Taka C) PA D) RPA E) CDVAT	A) Total B) Taka C) PA D) RPA E) CDVAT	% of Allocation			
	1	2	3	4	5	6	7	8	9
615	3741-5100	Rural Water Supply in South Western part of Bangladesh.	6,977.51 3,977.51 3,000.00 0.00	1,135.00 1,135.00 0.00 0.00	954.71 954.71 0.00 0.00	84.12 % 84.12 % 0.00 % 0.00 %	20.00 % 14.00 % 0.00 % 0.00 %	3,793.83 0.00 54.37 % 0.00 %	58.91 %
	1-Jul-09 to 30-Jun-13	Non-Donor Project						Taka Release : % of Allocation :	1,135.00 100.00 %
616	3741-5111	Ground Water Management and TPP for Survey, Investigation and Feasibility Study in Upazilla and Growth Centre Level Poursava having no Piped Water Supply System Project.	100.15 100.15 0.00 0.00	3,800.00 3,800.00 0.00 0.00	2,356.84 2,356.84 0.00 0.00	62.02 % 62.02 % 0.00 % 0.00 %	36.65 % 32.30 % 0.00 % 0.00 %	5,695.23 0.00 5,686.93 % 0.00 %	86.30 %
	1-Jul-07 to 30-Jun-14	Non-Donor Project						Taka Release : % of Allocation :	2,500.00 65.79 %
617	3741-5110	Secondary Towns Water Supply and Sanitation Sector (GOB-ADB) Project.	48,504.00 14,225.50 34,278.50 32,407.30	18,732.00 4,000.00 14,732.00 13,782.00	16,932.48 3,999.73 12,932.75 11,982.75	90.39 % 99.99 % 87.79 % 86.94 %	38.62 % 34.91 % 0.00 % 0.00 %	39,229.20 30,479.53 80.88 % 88.92 %	80.88 %
	1-Jul-06 to 31-Dec-13	ADB, OPEC						Taka Release : % of Allocation :	4,000.00 100.00 %

Project-wise Implementation Status of the project under Local Government Division

Reporting Period: July 2012 To June 2013

RADP:2012-13

(Taka in Lakh)

SI No.	Ministry/Division Name Agency Name Project Code and Name		Project Cost	Target and Progress			Cumulative Progress upto Reporting Period		
				Financial		Physical (% of Total Project) A) Target B) Progress	Fin. Total PA (% of Projects Cost)	Physical Progress in %	
	Allocation	Expenditure							
	Implementation Period	Development Partner	A) Total B) Taka C) PA D) RPA	A) Total B) Taka C) PA D) RPA E) CDVAT	A) Total B) Taka C) PA D) RPA E) CDVAT	% of Allocation			
	1	2	3	4	5	6	7	8	9
618	3741-5130	Water Supply, Sanitation and Drainage Projects in Sylhet & Barisal City.	20,539.28 20,539.28 0.00 0.00	1,700.00 1,700.00 0.00 0.00	956.12 956.12 0.00 0.00	56.24 % 56.24 % 0.00 % 0.00 %	8.28 % 4.66 % 0.00 % 0.00 %	11,726.79 0.00 57.09 % 0.00 %	57.10 %
1-Jul-05	to 30-Jun-14	Non-Donor Project	0.00	0.00	0.00	0.00 %			
							Taka Release : % of Allocation :	1,700.00 100.00 %	
619	3741-6000	Establishment of National Human Resorces Development (HRD) Center of DPHE for Water Supply and Saniatation.	3,647.00 3,647.00 0.00 0.00	150.00 150.00 0.00 0.00	150.00 150.00 0.00 0.00	100.00 % 100.00 % 0.00 % 0.00 %	6.00 % 4.00 % 0.00 % 0.00 %	554.46 0.00 15.20 % 0.00 %	16.10 %
1-Jul-07	to 30-Jun-15	Non-Donor Project	0.00	0.00	0.00	0.00 %			
							Taka Release : % of Allocation :	150.00 100.00 %	
620	3741-5140	National Sanitation Project (2nd phase) 1st Revision.	4,796.14 4,796.14 0.00 0.00	1,220.00 1,220.00 0.00 0.00	1,208.85 1,208.85 0.00 0.00	99.09 % 99.09 % 0.00 % 0.00 %	25.44 % 25.21 % 0.00 % 0.00 %	4,785.12 0.00 99.77 % 0.00 %	99.78 %
1-Jul-09	to 30-Jun-13	Non-Donor Project	0.00	0.00	0.00	0.00 %			
							Taka Release : % of Allocation :	1,220.00 100.00 %	

Project-wise Implementation Status of the project under Local Government Division

Reporting Period: July 2012 To June 2013

RADP:2012-13

(Taka in Lakh)

SI No.	Ministry/Division Name Agency Name Project Code and Name		Project Cost	Target and Progress			Cumulative Progress upto Reporting Period		
				Financial		Physical (% of Total Project) A) Target B) Progress	Fin. Total PA (% of Projects Cost)	Physical Progress in %	
	Allocation	Expenditure							
	Implementation Period	Development Partner	A) Total B) Taka C) PA D) RPA	A) Total B) Taka C) PA D) RPA E) CDVAT	A) Total B) Taka C) PA D) RPA E) CDVAT	% of Allocation			
	1	2	3	4	5	6	7	8	9
621	3741-5150	Special Rural Water Supply Project.	70,000.00 70,000.00 0.00 0.00	13,452.00 13,452.00 0.00 0.00	13,448.71 13,448.71 0.00 0.00	99.98 % 99.98 % 0.00 % 0.00 %	19.60 % 19.60 % 0.00 % 0.00 %	28,331.16 0.00 40.47 % 0.00 %	42.27 %
	1-Jul-10 to 30-Jun-14	Non-Donor Project						Taka Release : % of Allocation :	13,452.00 100.00 %
622	3741-5170	Kotalipara & Tungipara Pourasava Water Supply and Sanitaion Envioranmental, Improvement Project, Gopalgonj.	1,400.00 1,400.00 0.00 0.00	375.00 375.00 0.00 0.00	375.00 375.00 0.00 0.00	100.00 % 100.00 % 0.00 % 0.00 %	28.00 % 26.00 % 0.00 % 0.00 %	850.00 0.00 60.71 % 0.00 %	26.00 %
	1-Jul-10 to 30-Jun-13	Non-Donor Project						Taka Release : % of Allocation :	375.00 100.00 %
623	3741-5180	Piped Water Supply and Sanitation Project at Sujanagar, Bhangur and Chatmohor Pourasava in Pabna District.	1,779.85 1,779.85 0.00 0.00	425.00 425.00 0.00 0.00	425.00 425.00 0.00 0.00	100.00 % 100.00 % 0.00 % 0.00 %	25.00 % 23.00 % 0.00 % 0.00 %	950.00 0.00 53.38 % 0.00 %	43.00 %
	1-Jul-10 to 30-Jun-13	Non-Donor Project						Taka Release : % of Allocation :	425.00 100.00 %

Project-wise Implementation Status of the project under Local Government Division

Reporting Period: July 2012 To June 2013

RADP:2012-13

(Taka in Lakh)

SI No.	Ministry/Division Name Agency Name Project Code and Name		Project Cost	Target and Progress			Cumulative Progress upto Reporting Period		
				Financial		Physical (% of Total Project) A) Target B) Progress	Fin. Total PA (% of Projects Cost)	Physical Progress in %	
	Allocation	Expenditure							
	Implementation Period	Development Partner	A) Total B) Taka C) PA D) RPA	A) Total B) Taka C) PA D) RPA E) CDVAT	A) Total B) Taka C) PA D) RPA E) CDVAT	% of Allocation			
	1	2	3	4	5	6	7	8	9
624	3741-5190	37 District Towns Water Supply Project.	42,425.69 42,425.69 0.00 0.00	3,900.00 3,900.00 0.00 0.00	3,900.00 3,900.00 0.00 0.00	100.00 % 100.00 % 0.00 % 0.00 %	6.26 % 6.26 % 0.00 % 0.00 %	5,525.00 0.00 13.02 % 0.00 %	8.76 %
	1-Nov-11 to 30-Jun-14	Non-Donor Project						Taka Release : % of Allocation :	3,900.00 100.00 %
625	3741-5200	Water Supply and Sanitation Project in Cyclone Prone Coastal Areas of Bangladesh.	22,041.54 12,019.29 10,022.25 10,009.83	2,450.00 450.00 2,000.00 1,988.00	2,402.63 447.10 1,955.53 1,947.50	98.07 % 99.36 % 97.78 % 97.96 %	20.36 % 19.97 % 11.10 % 19.68 %	2,445.72 1,972.34 11.10 % 19.68 %	20.33 %
	1-Jul-10 to 30-Jun-14	IDB						Taka Release : % of Allocation :	450.00 100.00 %
626	3741-5028	Char Development and Settlement Project-4 (DPHE Component).	2,453.27 415.67 2,037.60 2,037.60	509.00 130.00 379.00 379.00	317.13 56.81 260.32 260.32	62.30 % 43.70 % 68.69 % 68.69 %	24.60 % 13.13 % 16.40 % 16.30 %	402.26 332.19 16.40 % 16.30 %	17.81 %
	1-Jan-11 to 31-Dec-16	IFAD, Netherlands						Taka Release : % of Allocation :	130.00 100.00 %

Project-wise Implementation Status of the project under Local Government Division

Reporting Period: July 2012 To June 2013

RADP:2012-13

(Taka in Lakh)

SI No.	Ministry/Division Name Agency Name Project Code and Name		Project Cost	Target and Progress			Cumulative Progress upto Reporting Period		
				Financial		Physical (% of Total Project) A) Target B) Progress	Fin. Total PA (% of Projects Cost)	Physical Progress in %	
	Allocation	Expenditure							
	Implementation Period	Development Partner	A) Total B) Taka C) PA D) RPA	A) Total B) Taka C) PA D) RPA E) CDVAT	A) Total B) Taka C) PA D) RPA E) CDVAT	% of Allocation			
	1	2	3	4	5	6	7	8	9
627	3741-5029	Tongi Town Water Supply, Sanitation & Drainage Project.	9,438.00 9,438.00 0.00 0.00	340.00 340.00 0.00 0.00	339.97 339.97 0.00 0.00	99.99 % 99.99 % 0.00 % 0.00 %	5.00 % 4.00 %	339.97 0.00 3.60 % 0.00 %	4.00 %
	1-Jul-12 to 31-Dec-14	Non-Donor Project						Taka Release : % of Allocation :	340.00 100.00 %
628	3741-5032	Bangladesh Rural Water Supply and Sanitation Project (BRWSSP).	56,942.61 1,439.06 55,503.55 44,251.85	1,027.00 27.00 1,000.00 1,000.00	82.88 23.17 59.71 59.71	8.07 % 85.81 % 5.97 % 5.97 %	8.00 % 7.00 %	82.88 59.71 0.15 % 0.11 %	7.00 %
	1-Jul-12 to 30-Jun-16	World Bank						Taka Release : % of Allocation :	27.00 100.00 %
629	3741-5035	Environmental Sanitation and Water Supply with Piped Network in Thana Sadar (Hqs.) & Growth Centre Pourshabas (2nd Phase).	26,853.33 26,853.33 0.00 0.00	6.00 6.00 0.00 0.00	5.74 5.74 0.00 0.00	95.67 % 95.67 % 0.00 % 0.00 %	2.00 % 1.00 %	5.74 0.00 0.02 % 0.00 %	1.00 %
	1-Jul-12 to 30-Jun-15	Non-Donor Project						Taka Release : % of Allocation :	6.00 100.00 %

Project-wise Implementation Status of the project under Local Government Division

Reporting Period: July 2012 To June 2013

RADP:2012-13

(Taka in Lakh)

SI No.	Ministry/Division Name Agency Name Project Code and Name		Project Cost	Target and Progress			Cumulative Progress upto Reporting Period		
				Financial		Physical (% of Total Project) A) Target B) Progress	Fin. Total PA (% of Projects Cost)	Physical Progress in %	
	Allocation	Expenditure							
	Implementation Period	Development Partner	A) Total B) Taka C) PA D) RPA	A) Total B) Taka C) PA D) RPA E) CDVAT	A) Total B) Taka C) PA D) RPA E) CDVAT	% of Allocation			
	1	2	3	4	5	6	7	8	9

Executing Agency Total	381,067.54	59,221.00	51,144.52	86.36 %	Taka Release :	33,810.00
	226,936.94	35,110.00	32,643.81	92.98 %	% of Allocation :	96.30 %
	154,130.60	24,111.00	18,500.71	76.73 %		
	88,706.58	17,149.00	14,250.28	83.10 %		
		0.00	0.00	0.00 %		

Dhaka City Corporation

630	3705-8290	Construction of Multistoried Women Hostel and Academic Complex for Dhaka Mohanagar Mohila College.	3,639.51 3,639.51 0.00 0.00	300.00 300.00 0.00 0.00	151.82 151.82 0.00 0.00	50.61 % 50.61 % 0.00 % 0.00 %	8.83 % 4.97 % 56.25 % 0.00 %	2,047.17 0.00 56.25 % 0.00 %	61.00 %
1-Jul-06	to 30-Jun-14	JDCF						Taka Release : % of Allocation :	300.00 100.00 %
631	3705-7590	Construction of 3 Whole sale Kitchen Market in Dhaka City.	33,108.17 33,108.17 0.00 0.00	900.00 900.00 0.00 0.00	600.00 600.00 0.00 0.00	66.67 % 66.67 % 0.00 % 0.00 %	2.72 % 2.17 % 64.73 % 0.00 %	21,431.29 0.00 64.73 % 0.00 %	65.09 %
1-Jul-06	to 30-Jun-13	Non-Donor Project						Taka Release : % of Allocation :	600.00 66.67 %

Project-wise Implementation Status of the project under Local Government Division

Reporting Period: July 2012 To June 2013

RADP:2012-13

(Taka in Lakh)

SI No.	Ministry/Division Name Agency Name Project Code and Name		Project Cost	Target and Progress			Cumulative Progress upto Reporting Period		
				Financial		Physical (% of Total Project) A) Target B) Progress	Fin. Total PA (% of Projects Cost)	Physical Progress in %	
	Allocation	Expenditure							
	Implementation Period	Development Partner	A) Total B) Taka C) PA D) RPA	A) Total B) Taka C) PA D) RPA E) CDVAT	A) Total B) Taka C) PA D) RPA E) CDVAT	% of Allocation			
	1	2	3	4	5	6	7	8	9
632	3705-8440	Construction of Road from Mirpur Grameen Bank to Agargaon.	20,513.54 20,513.54 0.00 0.00	1,450.00 1,450.00 0.00 0.00	1,400.00 1,400.00 0.00 0.00	96.55 % 96.55 % 0.00 % 0.00 %	12.70 % 7.35 % 0.00 % 0.00 %	23,127.00 0.00 112.74 % 0.00 %	90.47 %
	1-Jul-07 to 30-Jun-13	Non-Donor Project	0.00	0.00	0.00	0.00 %			
								Taka Release : 1,400.00 % of Allocation : 96.55 %	
633	3705-7260	Improvement of roads, drains & footpath at ward No.42 and Mohammadpur, Adabar at Zone-6 Under DCC..	13,177.26 13,177.26 0.00 0.00	6,075.00 6,075.00 0.00 0.00	6,075.00 6,075.00 0.00 0.00	100.00 % 100.00 % 0.00 % 0.00 %	48.20 % 48.19 % 0.00 % 0.00 %	13,220.00 0.00 100.32 % 0.00 %	71.10 %
	1-Jul-10 to 30-Jun-13	Non-Donor Project	0.00	0.00	0.00	0.00 %			
								Taka Release : 6,075.00 % of Allocation : 100.00 %	
634	3705-8555	Development of Graveyard Near National Martyred Moument at Rayer Bazar under DCC.	48,775.00 48,775.00 0.00 0.00	28,342.00 28,342.00 0.00 0.00	28,342.00 28,342.00 0.00 0.00	100.00 % 100.00 % 0.00 % 0.00 %	56.64 % 56.64 % 0.00 % 0.00 %	35,838.00 0.00 73.48 % 0.00 %	71.46 %
	1-Jul-11 to 31-Dec-13	Non-Donor Project	0.00	0.00	0.00	0.00 %			
								Taka Release : 28,342.00 % of Allocation : 100.00 %	

Project-wise Implementation Status of the project under Local Government Division

Reporting Period: July 2012 To June 2013

RADP:2012-13

(Taka in Lakh)

SI No.	Ministry/Division Name Agency Name Project Code and Name		Project Cost	Target and Progress			Cumulative Progress upto Reporting Period		
				Financial		Physical (% of Total Project) A) Target B) Progress	Fin. Total PA (% of Projects Cost)	Physical Progress in %	
	Allocation	Expenditure							
	Implementation Period	Development Partner	A) Total B) Taka C) PA D) RPA	A) Total B) Taka C) PA D) RPA E) CDVAT	A) Total B) Taka C) PA D) RPA E) CDVAT	% of Allocation			
	1	2	3	4	5	6	7	8	9
635	3705-8637 Improvement of Damaged Roads, Drains and Footpaths of Dhaka City Corporation.		22,671.80 22,671.80 0.00	9,700.00 9,700.00 0.00	9,700.00 9,700.00 0.00	100.00 % 100.00 % 0.00 %	42.78 % 42.78 % 0.00 %	11,619.38 0.00 51.25 % 0.00 %	53.68 %
	1-Jul-11 to 1-Jul-14	Non-Donor Project	0.00	0.00	0.00	0.00 %			
								Taka Release : % of Allocation :	9,700.00 100.00 %
636	3705-7720 Improvement of Damaged Infrastructure and Civic Amenities in Dhanmondi Lake.		2,127.40 2,127.40 0.00	1,350.00 1,350.00 0.00	1,350.00 1,350.00 0.00	100.00 % 100.00 % 0.00 %	61.13 % 61.13 % 0.00 %	2,050.00 0.00 96.36 % 0.00 %	94.00 %
	1-Apr-11 to 31-Dec-13	Non-Donor Project	0.00	0.00	0.00	0.00 %			
								Taka Release : % of Allocation :	1,350.00 100.00 %
637	3705-7760 Dhaka Urban Infrastructure Improvement Project.		15,451.40 15,451.40 0.00	4,500.00 4,500.00 0.00	4,500.00 4,500.00 0.00	100.00 % 100.00 % 0.00 %	29.38 % 29.38 % 0.00 %	5,000.00 0.00 32.36 % 0.00 %	32.58 %
	1-Jan-12 to 31-Dec-13	Non-Donor Project	0.00	0.00	0.00	0.00 %			
								Taka Release : % of Allocation :	4,500.00 100.00 %

Project-wise Implementation Status of the project under Local Government Division

Reporting Period: July 2012 To June 2013

RADP:2012-13

(Taka in Lakh)

SI No.	Ministry/Division Name Agency Name Project Code and Name		Project Cost	Target and Progress			Cumulative Progress upto Reporting Period		
				Financial		Physical (% of Total Project) A) Target B) Progress	Fin. Total PA (% of Projects Cost)	Physical Progress in %	
				Allocation	Expenditure				
1	2	3	4	5	6	7	8	9	
638	3705-7740	Construction of Link road from Beribandh to Mohammadpur Bus stand under Dhaka North Ciuty corporation.	4,617.27 4,617.27 0.00 0.00	2,500.00 2,500.00 0.00 0.00	2,500.00 2,500.00 0.00 0.00	100.00 % 100.00 % 0.00 % 0.00 %	63.78 % 48.75 % 0.00 % 0.00 %	2,500.00 0.00 54.14 % 0.00 %	48.75 %
1-Jan-12 to 31-Dec-13	Non-Donor Project		0.00	0.00	0.00	0.00 %			
				0.00	0.00	0.00 %		Taka Release : 2,500.00 % of Allocation : 100.00 %	
639	3705-5025	Development and Widening the Mirpur 10 to Kachukhet Road.	2,187.00 2,187.00 0.00 0.00	50.00 50.00 0.00 0.00	0.00 0.00 0.00 0.00	0.00 % 0.00 % 0.00 % 0.00 %	3.00 % 0.00 % 0.00 % 0.00 %	0.00 0.00 0.00 % 0.00 %	0.00 %
1-Jan-13 to 31-Dec-13	Non-Donor Project		0.00	0.00	0.00	0.00 %			
				0.00	0.00	0.00 %		Taka Release : 0.00 % of Allocation : 0.00 %	
Executing Agency Total			166,268.35 166,268.35 0.00 0.00	55,167.00 55,167.00 0.00 0.00	54,618.82 54,618.82 0.00 0.00	99.01 % 99.01 % 0.00 % 0.00 %		Taka Release : 54,767.00 % of Allocation : 99.27 %	

Chittagong City Corporation

Project-wise Implementation Status of the project under Local Government Division

Reporting Period: July 2012 To June 2013

RADP:2012-13

(Taka in Lakh)

SI No.	Ministry/Division Name Agency Name Project Code and Name		Project Cost	Target and Progress			Cumulative Progress upto Reporting Period		
				Financial		Physical (% of Total Project) A) Target B) Progress	Fin. Total PA (% of Projects Cost)	Physical Progress in %	
	Allocation	Expenditure							
	Implementation Period	Development Partner	A) Total B) Taka C) PA D) RPA	A) Total B) Taka C) PA D) RPA E) CDVAT	A) Total B) Taka C) PA D) RPA E) CDVAT	% of Allocation			
	1	2	3	4	5	6	7	8	9
640	3705-8444	Development of Environment, Sewerage and Infrastructure facilities for Chittagong Commercial City .	10,069.00 10,069.00 0.00	1,400.00 1,400.00 0.00	1,400.00 1,400.00 0.00	100.00 % 100.00 % 0.00 %	15.00 % 15.00 % 0.00 %	8,051.00 0.00 79.96 % 0.00 %	81.05%
	1-Jan-09 to 30-Jun-13	Non-Donor Project	0.00	0.00	0.00	0.00 %			
				0.00	0.00	0.00 %	Taka Release : % of Allocation :	1,400.00 100.00 %	
641	3705-7220	Infrastructure Development of Different Area of Chittagong City Corporation.	8,694.00 8,694.00 0.00	5.00 5.00 0.00	5.00 5.00 0.00	100.00 % 100.00 % 0.00 %	1.00 % 1.00 % 0.00 %	5,655.00 0.00 65.04 % 0.00 %	55.63%
	1-Jul-10 to 30-Jun-13	Non-Donor Project	0.00	0.00	0.00	0.00 %			
				0.00	0.00	0.00 %	Taka Release : % of Allocation :	5.00 100.00 %	
642	3705-7290	Garbage Collection, Disposal and Treatment Plant.	2,292.00 2,292.00 0.00	600.00 600.00 0.00	0.00 0.00 0.00	0.00 % 0.00 % 0.00 %	26.00 % 0.00 % 0.00 %	1,050.00 0.00 45.81 % 0.00 %	45.86%
	1-Jul-10 to 30-Jun-13	Non-Donor Project	0.00	0.00	0.00	0.00 %			
				0.00	0.00	0.00 %	Taka Release : % of Allocation :	0.00 0.00 %	

Project-wise Implementation Status of the project under Local Government Division

Reporting Period: July 2012 To June 2013

RADP:2012-13

(Taka in Lakh)

SI No.	Ministry/Division Name Agency Name Project Code and Name		Project Cost	Target and Progress			Cumulative Progress upto Reporting Period		
				Financial		Physical (% of Total Project) A) Target B) Progress	Fin. Total PA (% of Projects Cost)	Physical Progress in %	
	Allocation	Expenditure							
	Implementation Period	Development Partner	A) Total B) Taka C) PA D) RPA	A) Total B) Taka C) PA D) RPA E) CDVAT	A) Total B) Taka C) PA D) RPA E) CDVAT	% of Allocation			
	1	2	3	4	5	6	7	8	9
643	3705-7300 Rehabilitaion of Diversion Canals including Marinars Bypass Road from Bhaddar Turning to Karnafuli River.		5,724.00 5,724.00 0.00	500.00 500.00 0.00	500.00 500.00 0.00	100.00 % 100.00 % 0.00 %	9.00 % 9.00 % 0.00 %	4,060.00 0.00 70.93 % 0.00 %	70.15 %
	1-Dec-10 to 30-Jun-13	Non-Donor Project	0.00	0.00	0.00	0.00 %			
				0.00	0.00	0.00 %		Taka Release : 500.00 % of Allocation : 100.00 %	
644	3705-5012 Extention and Development of Lalchand Road at Chalkbazar.		2,190.00 2,190.00 0.00	400.00 400.00 0.00	400.00 400.00 0.00	100.00 % 100.00 % 0.00 %	20.00 % 20.00 % 0.00 %	400.00 0.00 18.26 % 0.00 %	20.00 %
	1-Feb-12 to 30-Jun-14	Non-Donor Project	0.00	0.00	0.00	0.00 %			
				0.00	0.00	0.00 %		Taka Release : 400.00 % of Allocation : 100.00 %	
645	3705-5022 Improvement of Garbage Disposal System of Chittagong City Corporation.		2,010.00 2,010.00 0.00	200.00 200.00 0.00	7.99 7.99 0.00	4.00 % 4.00 % 0.00 %	10.00 % 1.00 % 0.00 %	7.99 0.00 0.40 % 0.00 %	1.00 %
	1-Jul-12 to 30-Jun-13	Non-Donor Project	0.00	0.00	0.00	0.00 %			
				0.00	0.00	0.00 %		Taka Release : 7.99 % of Allocation : 4.00 %	

Project-wise Implementation Status of the project under Local Government Division

Reporting Period: July 2012 To June 2013

RADP:2012-13

(Taka in Lakh)

SI No.	Ministry/Division Name Agency Name Project Code and Name		Project Cost	Target and Progress			Cumulative Progress upto Reporting Period		
				Financial		Physical (% of Total Project) A) Target B) Progress	Fin. Total PA (% of Projects Cost)	Physical Progress in %	
	Allocation	Expenditure							
	Implementation Period	Development Partner	A) Total B) Taka C) PA D) RPA	A) Total B) Taka C) PA D) RPA E) CDVAT	A) Total B) Taka C) PA D) RPA E) CDVAT	% of Allocation			
	1	2	3	4	5	6	7	8	9
646	3705-5023	Development and Widening of the Streets and Footpaths of the Various Areas of Chittagong City.	29,381.00 29,381.00 0.00	200.00 200.00 0.00	7.00 7.00 0.00	3.50 % 3.50 % 0.00 %	2.00 % 1.00 %	7.00 0.00 0.02 % 0.00 %	1.00 %
1-Jan-13	to 31-Dec-15	Non-Donor Project	0.00	0.00	0.00	0.00 %			
				0.00	0.00	0.00 %	Taka Release : % of Allocation :	7.00 3.50 %	
Executing Agency Total			60,360.00 60,360.00 0.00 0.00	3,305.00 3,305.00 0.00 0.00	2,319.99 2,319.99 0.00 0.00	70.20 % 70.20 % 0.00 % 0.00 %	Taka Release : % of Allocation :	2,319.99 70.20 %	
Rajshahi City Corporation									
647	3705-8432	Development of Physical Infrastructural, Drainage and Water Supply Facilities in Rajshahi City Corporation.	5,234.20 5,234.20 0.00	1,340.00 1,340.00 0.00	1,340.00 1,340.00 0.00	100.00 % 100.00 % 0.00 %	23.50 % 23.50 %	5,699.64 0.00 108.89 % 0.00 %	99.96 %
1-Jul-09	to 30-Jun-13	Non-Donor Project	0.00	0.00	0.00	0.00 %			
				0.00	0.00	0.00 %	Taka Release : % of Allocation :	1,340.00 100.00 %	

Project-wise Implementation Status of the project under Local Government Division

Reporting Period: July 2012 To June 2013

RADP:2012-13

(Taka in Lakh)

SI No.	Ministry/Division Name Agency Name Project Code and Name		Project Cost	Target and Progress			Cumulative Progress upto Reporting Period		
				Financial		Physical (% of Total Project) A) Target B) Progress	Fin. Total PA (% of Projects Cost)	Physical Progress in %	
	Allocation	Expenditure							
	Implementation Period	Development Partner	A) Total B) Taka C) PA D) RPA	A) Total B) Taka C) PA D) RPA E) CDVAT	A) Total B) Taka C) PA D) RPA E) CDVAT	% of Allocation			
	1	2	3	4	5	6	7	8	9
648	3705-7490	Development of Physical Infrastructure in Different Areas of Rajshahi City Corporation.	7,487.54 7,487.54 0.00 0.00	3,000.00 3,000.00 0.00 0.00	2,999.25 2,999.25 0.00 0.00	99.98 % 99.98 % 0.00 % 0.00 %	38.06 % 38.05 % 0.00 % 0.00 %	6,059.25 0.00 80.92 % 0.00 %	76.87 %
	1-Nov-10 to 30-Jun-13	Non-Donor Project						Taka Release : % of Allocation :	6,059.25 201.98 %
649	3705-7500	Construction of City Bhaban Complex of Rajshahi City Corporation (2nd phase).	1,671.89 1,671.89 0.00 0.00	600.00 600.00 0.00 0.00	597.20 597.20 0.00 0.00	99.53 % 99.53 % 0.00 % 0.00 %	35.88 % 35.72 % 0.00 % 0.00 %	876.93 0.00 52.45 % 0.00 %	52.45 %
	1-Nov-10 to 30-Jun-13	Non-Donor Project						Taka Release : % of Allocation :	600.00 100.00 %
650	3705-7750	Widening and Development of Road Starting from Uposhahor turning point to Sonadhigi Turning and Malopara Turning to Sagorpara Turning.	7,216.42 7,216.42 0.00 0.00	2,100.00 2,100.00 0.00 0.00	2,100.00 2,100.00 0.00 0.00	100.00 % 100.00 % 0.00 % 0.00 %	29.10 % 29.10 % 0.00 % 0.00 %	2,101.00 0.00 29.11 % 0.00 %	29.11 %
	1-Jul-11 to 31-Dec-13	Non-Donor Project						Taka Release : % of Allocation :	2,101.00 100.05 %

Project-wise Implementation Status of the project under Local Government Division

Reporting Period: July 2012 To June 2013

RADP:2012-13

(Taka in Lakh)

SI No.	Ministry/Division Name Agency Name Project Code and Name		Project Cost	Target and Progress			Cumulative Progress upto Reporting Period		
				Financial		Physical (% of Total Project) A) Target B) Progress	Fin. Total PA (% of Projects Cost)	Physical Progress in %	
	Allocation	Expenditure							
	Implementation Period	Development Partner	A) Total B) Taka C) PA D) RPA	A) Total B) Taka C) PA D) RPA E) CDVAT	A) Total B) Taka C) PA D) RPA E) CDVAT	% of Allocation			
	1	2	3	4	5	6	7	8	9
651	3705-7730	Construction of East-West Link Road Starting from Rajshahi- Noagaon Main Road to Mohanpur-Rajshahi-Natore Road in Rajshai City.	12,291.21 12,291.21 0.00	2,250.00 2,250.00 0.00	2,241.00 2,241.00 0.00	99.60 % 99.60 % 0.00 %	18.30 % 18.22 % 0.00 %	2,242.00 0.00 18.24 % 0.00 %	18.23 %
1-Jul-11	to 31-Dec-13	Non-Donor Project	0.00	0.00	0.00	0.00 %			
				0.00	0.00	0.00 %		Taka Release : 2,250.00 % of Allocation : 100.00 %	
Executing Agency Total			33,901.26 33,901.26 0.00 0.00	9,290.00 9,290.00 0.00 0.00	9,277.45 9,277.45 0.00 0.00	99.86 % 99.86 % 0.00 % 0.00 %		Taka Release : 12,350.25 % of Allocation : 132.94 %	
Khulna City Corporation									
652	3705-8493	Construction of Linear Park on the Bank of River Moyur.	2,284.44 2,284.44 0.00	225.00 225.00 0.00	225.00 225.00 0.00	100.00 % 100.00 % 0.00 %	9.84 % 9.84 % 0.00 %	1,975.00 0.00 86.45 % 0.00 %	86.44 %
1-Jul-08	to 30-Jun-13	Non-Donor Project	0.00	0.00	0.00	0.00 %			
				0.00	0.00	0.00 %		Taka Release : 225.00 % of Allocation : 100.00 %	

Project-wise Implementation Status of the project under Local Government Division

Reporting Period: July 2012 To June 2013

RADP:2012-13

(Taka in Lakh)

SI No.	Ministry/Division Name Agency Name Project Code and Name		Project Cost	Target and Progress			Cumulative Progress upto Reporting Period		
				Financial		Physical (% of Total Project) A) Target B) Progress	Fin. Total PA (% of Projects Cost)	Physical Progress in %	
	Allocation	Expenditure							
	Implementation Period	Development Partner	A) Total B) Taka C) PA D) RPA	A) Total B) Taka C) PA D) RPA E) CDVAT	A) Total B) Taka C) PA D) RPA E) CDVAT	% of Allocation			
	1	2	3	4	5	6	7	8	9
653	3705-7170	Development and Extension of Roads and Footpath in Khulna City.	7,420.00 7,420.00 0.00 0.00	1,350.00 1,350.00 0.00 0.00	1,350.00 1,350.00 0.00 0.00	100.00 % 100.00 % 0.00 % 0.00 %	18.19 % 18.19 % 0.00 % 0.00 %	5,800.00 0.00 78.17 % 0.00 %	78.16%
	1-Jul-08 to 30-Jun-13	Non-Donor Project						Taka Release : % of Allocation :	1,350.00 100.00 %
654	3705-7630	Development of Basic Infrastructure in Khulna City.	1,201.23 1,201.23 0.00 0.00	800.00 800.00 0.00 0.00	800.00 800.00 0.00 0.00	100.00 % 100.00 % 0.00 % 0.00 %	66.59 % 66.59 % 0.00 % 0.00 %	1,200.00 0.00 99.90 % 0.00 %	99.88%
	1-Jul-10 to 30-Jun-13	Non-Donor Project						Taka Release : % of Allocation :	800.00 100.00 %
655	3705-8607	Procurement of Vehicles and Equipment for Solid Waste Management and Asphalt Plant.	3,194.67 3,194.67 0.00 0.00	900.00 900.00 0.00 0.00	900.00 900.00 0.00 0.00	100.00 % 100.00 % 0.00 % 0.00 %	27.18 % 28.17 % 0.00 % 0.00 %	1,400.00 0.00 43.82 % 0.00 %	43.82%
	1-Jul-11 to 30-Jun-13	Non-Donor Project						Taka Release : % of Allocation :	900.00 100.00 %

Project-wise Implementation Status of the project under Local Government Division

Reporting Period: July 2012 To June 2013

RADP:2012-13

(Taka in Lakh)

SI No.	Ministry/Division Name Agency Name Project Code and Name		Project Cost	Target and Progress			Cumulative Progress upto Reporting Period		
				Financial		Physical (% of Total Project) A) Target B) Progress	Fin. Total PA (% of Projects Cost)	Physical Progress in %	
	Allocation	Expenditure							
	Implementation Period	Development Partner	A) Total B) Taka C) PA D) RPA	A) Total B) Taka C) PA D) RPA E) CDVAT	A) Total B) Taka C) PA D) RPA E) CDVAT	% of Allocation			
	1	2	3	4	5	6	7	8	9
656	3705-7800 Installation of Light Emitting Diode (LED) in Street Lighting System for Reducing of Energy Consumption.		766.00	665.00	665.00	100.00 %	86.80 %	765.00	99.85 %
			766.00	665.00	665.00	100.00 %	86.80 %	0.00	
			0.00	0.00	0.00	0.00 %		99.87 %	
			0.00	0.00	0.00	0.00 %		0.00 %	
1-Jul-11	to 30-Jun-13	Non-Donor Project	0.00	0.00	0.00	0.00 %			
				0.00	0.00	0.00 %		Taka Release : 665.00	
					0.00	0.00 %		% of Allocation : 100.00 %	
657	3705-7690 Development of Heritage Site of Khulna Shaheed Meenar, Hadis Park and Adjacent Pond.		841.00	740.00	520.00	70.27 %	61.81 %	620.00	73.69 %
			841.00	740.00	520.00	70.27 %	61.81 %	0.00	
			0.00	0.00	0.00	0.00 %		73.72 %	
			0.00	0.00	0.00	0.00 %		0.00 %	
1-Jul-11	to 31-Dec-12	Non-Donor Project	0.00	0.00	0.00	0.00 %			
				0.00	0.00	0.00 %		Taka Release : 520.00	
					0.00	0.00 %		% of Allocation : 70.27 %	
658	3705-5014 Development of Different Roads and Infrastructure Facilities in Khulna City Corporation.		20,000.00	1,845.00	2,020.00	109.49 %	10.10 %	2,020.00	10.10 %
			20,000.00	1,845.00	2,020.00	109.49 %	10.10 %	0.00	
			0.00	0.00	0.00	0.00 %		10.10 %	
			0.00	0.00	0.00	0.00 %		0.00 %	
1-Jul-12	to 30-Jun-16	Non-Donor Project	0.00	0.00	0.00	0.00 %			
				0.00	0.00	0.00 %		Taka Release : 2,020.00	
					0.00	0.00 %		% of Allocation : 109.49 %	

Project-wise Implementation Status of the project under Local Government Division

Reporting Period: July 2012 To June 2013

RADP:2012-13

(Taka in Lakh)

SI No.	Ministry/Division Name Agency Name Project Code and Name		Project Cost	Target and Progress			Cumulative Progress upto Reporting Period		
				Financial		Physical (% of Total Project) A) Target B) Progress	Fin. Total PA (% of Projects Cost)	Physical Progress in %	
	Allocation	Expenditure							
	Implementation Period	Development Partner	A) Total B) Taka C) PA D) RPA	A) Total B) Taka C) PA D) RPA E) CDVAT	A) Total B) Taka C) PA D) RPA E) CDVAT	% of Allocation			
	1	2	3	4	5	6	7	8	9

Executing Agency Total	35,707.34	6,525.00	6,480.00	99.31 %	Taka Release :	6,480.00
	35,707.34	6,525.00	6,480.00	99.31 %	% of Allocation :	99.31 %
	0.00	0.00	0.00	0.00 %		
	0.00	0.00	0.00	0.00 %		

Dhaka WASA

659	3705-8212	Saidabad Water Treatment Plant Project (2nd phase) 1st Revised.	113,991.00	38,093.00	34,375.12	90.24 %	15.00 %	123,632.90	99.50 %
			36,629.00	15,900.00	12,182.12	76.62 %	14.50 %	90,738.28	
			77,362.00	22,193.00	22,193.00	100.00 %		108.46 %	
			0.00	0.00	0.00	0.00 %		117.29 %	
1-Jul-07	to 30-Jun-13	DANIDA		4,025.00	1,598.22	39.71 %	Taka Release :	14,109.75	
							% of Allocation :	88.74 %	
660	3705-8214	Dhaka Water Supply Sector Development Project.	146,564.00	29,700.00	22,323.37	75.16 %	20.00 %	39,224.71	42.92 %
			43,227.00	6,500.00	7,166.79	110.26 %	20.00 %	29,453.77	
			103,337.00	23,200.00	15,156.58	65.33 %		26.76 %	
			78,101.00	4,836.00	4,463.55	92.30 %		28.50 %	
1-Jan-08	to 31-Dec-13	ADB		2,500.00	3,979.52	159.18 %	Taka Release :	6,500.00	
							% of Allocation :	100.00 %	

Project-wise Implementation Status of the project under Local Government Division

Reporting Period: July 2012 To June 2013

RADP:2012-13

(Taka in Lakh)

SI No.	Ministry/Division Name Agency Name Project Code and Name		Project Cost	Target and Progress			Cumulative Progress upto Reporting Period		
				Financial		Physical (% of Total Project) A) Target B) Progress	Fin. Total PA (% of Projects Cost)	Physical Progress in %	
	Allocation	Expenditure							
	Implementation Period	Development Partner	A) Total B) Taka C) PA D) RPA	A) Total B) Taka C) PA D) RPA E) CDVAT	A) Total B) Taka C) PA D) RPA E) CDVAT	% of Allocation			
	1	2	3	4	5	6	7	8	9
661	3705-8487	Dhaka Water supply and Santation Project.	116,017.00 11,712.00 104,305.00	13,150.00 150.00 13,000.00	5,814.93 150.00 5,664.93	44.22 % 100.00 % 43.58 %	12.50 % 6.56 % 9.93 % 10.71 %	11,522.71 11,175.61 9.93 % 10.71 %	12.82%
	1-Nov-08 to 30-Jun-14	World Bank	0.00	13,000.00 1,500.00	5,664.93 103.21	43.58 % 6.88 %		Taka Release : 150.00 % of Allocation : 100.00 %	
662	3705-8486	Expansion and Rehabilitation of Water Supply System at Narayangonj Town.	8,121.00 8,121.00 0.00 0.00	1,125.00 1,125.00 0.00 0.00	1,125.00 1,125.00 0.00 0.00	100.00 % 100.00 % 0.00 % 0.00 %	18.00 % 22.00 % 0.00 % 0.00 %	5,447.04 0.00 67.07 % 0.00 %	77.60%
	1-Jul-09 to 30-Jun-14	Non-Donor Project	0.00	0.00 0.00	0.00 0.00	0.00 % 0.00 %		Taka Release : 1,125.00 % of Allocation : 100.00 %	
663	3705-8629	Project for Removal of Water Logging in Dhaka City (Phase-2).	19,831.00 19,831.00 0.00 0.00	3,125.00 3,125.00 0.00 0.00	3,125.00 3,125.00 0.00 0.00	100.00 % 100.00 % 0.00 % 0.00 %	18.00 % 18.00 % 0.00 % 0.00 %	11,975.00 0.00 60.39 % 0.00 %	65.00%
	1-Jul-10 to 30-Jun-13	Non-Donor Project	0.00	0.00 0.00	0.00 0.00	0.00 % 0.00 %		Taka Release : 3,125.00 % of Allocation : 100.00 %	

Project-wise Implementation Status of the project under Local Government Division

Reporting Period: July 2012 To June 2013

RADP:2012-13

(Taka in Lakh)

SI No.	Ministry/Division Name Agency Name Project Code and Name		Project Cost	Target and Progress			Cumulative Progress upto Reporting Period		
				Financial		Physical (% of Total Project) A) Target B) Progress	Fin. Total PA (% of Projects Cost)	Physical Progress in %	
	Allocation	Expenditure							
Implementation Period	Development Partner	A) Total B) Taka C) PA D) RPA	A) Total B) Taka C) PA D) RPA E) CDVAT	A) Total B) Taka C) PA D) RPA E) CDVAT	% of Allocation				
1	2	3	4	5	6	7	8	9	
664	3705-7200 Interim Project-2 for Urgent Sewerage Construction and Rehabilitation.		8,389.20 8,389.20 0.00 0.00	1,500.00 1,500.00 0.00 0.00	1,500.00 1,500.00 0.00 0.00	100.00 % 100.00 % 0.00 % 0.00 %	23.53 % 23.53 % 40.53 % 0.00 %	3,400.00 0.00 40.53 % 0.00 %	59.63 %
1-Jul-10 to 30-Jun-14	Non-Donor Project		0.00 0.00	0.00 0.00	0.00 0.00	0.00 % 0.00 %		Taka Release : 1,500.00 % of Allocation : 100.00 %	
665	3705-7240 The Project for Pollution Control Measures of Gulshan-Baridhara Lake by Diverting Drainage Outlates.		4,949.00 4,949.00 0.00 0.00	1,350.00 1,350.00 0.00 0.00	1,350.00 1,350.00 0.00 0.00	100.00 % 100.00 % 0.00 % 0.00 %	26.00 % 25.00 % 64.66 % 0.00 %	3,200.00 0.00 64.66 % 0.00 %	60.00 %
1-Jul-10 to 30-Dec-13	Non-Donor Project		0.00 0.00	0.00 0.00	0.00 0.00	0.00 % 0.00 %		Taka Release : 1,338.75 % of Allocation : 99.17 %	
666	3705-7670 Sewage Treatment Plant at Dasherbandi for Treating Diverted Sewage from Hatijhil and Begumbari Khal.		42,500.00 42,500.00 0.00 0.00	637.00 637.00 0.00 0.00	524.77 524.77 0.00 0.00	82.38 % 82.38 % 0.00 % 0.00 %	2.00 % 0.75 % 1.39 % 0.00 %	589.29 0.00 1.39 % 0.00 %	0.91 %
1-Jan-11 to 31-Dec-13	Non-Donor Project		0.00 0.00	0.00 0.00	0.00 0.00	0.00 % 0.00 %		Taka Release : 525.00 % of Allocation : 82.42 %	

Project-wise Implementation Status of the project under Local Government Division

Reporting Period: July 2012 To June 2013

RADP:2012-13

(Taka in Lakh)

SI No.	Ministry/Division Name Agency Name Project Code and Name		Project Cost	Target and Progress			Cumulative Progress upto Reporting Period		
				Financial		Physical (% of Total Project) A) Target B) Progress	Fin. Total PA (% of Projects Cost)	Physical Progress in %	
	Allocation	Expenditure							
	Implementation Period	Development Partner	A) Total B) Taka C) PA D) RPA	A) Total B) Taka C) PA D) RPA E) CDVAT	A) Total B) Taka C) PA D) RPA E) CDVAT	% of Allocation			
	1	2	3	4	5	6	7	8	9
667	3705-7440	Emergency Rehabilitation and Expansion of Dhaka Water Supply System Project-2.	22,447.00 22,447.00 0.00 0.00	9,000.00 9,000.00 0.00 0.00	9,000.00 9,000.00 0.00 0.00	100.00 % 100.00 % 0.00 % 0.00 %	41.00 % 41.00 % 0.00 % 0.00 %	13,200.00 0.00 58.81 % 0.00 %	60.71 %
1-Jul-11	to 30-Jun-14	Non-Donor Project	0.00	0.00	0.00	0.00 %			
				0.00	0.00	0.00 %	Taka Release : % of Allocation :	9,000.00 100.00 %	
668	3705-5015	Well Filled Construction Project at Tetulzhora-Bhakurta Area of Savar Upazilla (Part-1).	52,100.00 15,200.00 36,900.00 0.00	974.00 129.00 845.00 0.00	634.96 127.93 507.03 0.00	65.19 % 99.17 % 60.00 % 0.00 %	1.83 % 1.50 % 0.00 % 0.00 %	634.96 507.03 1.22 % 1.37 %	1.50 %
1-Jul-12	to 30-Jun-16	Non-Donor Project	0.00	0.00	0.00	0.00 %			
				0.00	0.00	0.00 %	Taka Release : % of Allocation :	129.00 100.00 %	
669	3705-5026	Technical Assistance for Khilkhet Water Treatment Plan Project to Dhaka Water Supply and Sewerage Authority.	780.80 24.80 756.00 0.00	639.00 9.00 630.00 0.00	604.36 0.00 604.36 0.00	94.58 % 0.00 % 95.93 % 0.00 %	80.00 % 80.00 % 0.00 % 0.00 %	604.36 604.36 77.40 % 79.94 %	80.00 %
1-Jul-12	to 30-Jun-13	ADB	0.00	0.00	0.00	0.00 %			
				0.00	0.00	0.00 %	Taka Release : % of Allocation :	0.00 0.00 %	

Project-wise Implementation Status of the project under Local Government Division

Reporting Period: July 2012 To June 2013

RADP:2012-13

(Taka in Lakh)

SI No.	Ministry/Division Name Agency Name Project Code and Name		Project Cost	Target and Progress			Cumulative Progress upto Reporting Period		
				Financial		Physical (% of Total Project) A) Target B) Progress	Fin. Total PA (% of Projects Cost)	Physical Progress in %	
	Allocation	Expenditure							
	Implementation Period	Development Partner	A) Total B) Taka C) PA D) RPA	A) Total B) Taka C) PA D) RPA E) CDVAT	A) Total B) Taka C) PA D) RPA E) CDVAT	% of Allocation			
	1	2	3	4	5	6	7	8	9

Executing Agency Total	535,690.00	99,293.00	80,377.51	80.95 %	Taka Release : 37,502.50 % of Allocation : 95.12 %
	213,030.00	39,425.00	36,251.61	91.95 %	
	322,660.00	59,868.00	44,125.90	73.71 %	
	78,101.00	17,836.00	10,128.48	56.79 %	
		8,025.00	5,680.95	70.79 %	

Chittagong WASA

670	3705-8401	Karnafuli Water Supply Project	149,519.32	47,583.00	19,847.17	41.71 %	32.00 %	67,790.17	52.00 %
			50,369.32	10,000.00	13,567.15	135.67 %	20.00 %	41,668.40	
			99,150.00	37,583.00	6,280.02	16.71 %		45.34 %	
			0.00	8,000.00	0.00	0.00 %		42.03 %	
1-Mar-06 to 30-Jun-13		JICA		8,000.00	8,000.00	100.00 %		Taka Release : 16,624.00 % of Allocation : 166.24 %	
671	3705-7051	Project of Advancing N.R.W Reduction Initiative (water) of Chittagong Wasa	5,146.00	1,995.00	1,369.18	68.63 %	40.00 %	4,746.84	99.00 %
			321.00	50.00	0.00	0.00 %	27.00 %	4,739.07	
			4,825.00	1,945.00	1,369.18	70.39 %		92.24 %	
			0.00	0.00	0.00	0.00 %		98.22 %	
1-Aug-08 to 30-Jun-13		JICA		0.00	0.00	0.00 %		Taka Release : 0.00 % of Allocation : 0.00 %	
				0.00	7.77	0.00 %			

Project-wise Implementation Status of the project under Local Government Division

Reporting Period: July 2012 To June 2013

RADP:2012-13

(Taka in Lakh)

SI No.	Ministry/Division Name Agency Name Project Code and Name		Project Cost	Target and Progress			Cumulative Progress upto Reporting Period		
				Financial		Physical (% of Total Project) A) Target B) Progress	Fin. Total PA (% of Projects Cost)	Physical Progress in %	
	Allocation	Expenditure							
	Implementation Period	Development Partner	A) Total B) Taka C) PA D) RPA	A) Total B) Taka C) PA D) RPA E) CDVAT	A) Total B) Taka C) PA D) RPA E) CDVAT	% of Allocation			
	1	2	3	4	5	6	7	8	9
672	3705-8631	Emergency Water Supply of Chittagong WASA.	2,726.00 2,726.00 0.00 0.00	860.00 860.00 0.00 0.00	779.35 779.35 0.00 0.00	90.62 % 90.62 % 0.00 % 0.00 %	38.74 % 38.74 % 0.00 % 0.00 %	2,449.35 0.00 89.85 % 0.00 %	100.00 %
	1-Jul-10 to 30-Jun-13	Non-Donor Project						Taka Release : % of Allocation :	1,367.50 159.01 %
673	3705-7280	Chittagong Water Supply Improvement & Sanitation Project (CWSISP).	105,730.45 8,463.05 97,267.39 0.00	8,500.00 500.00 8,000.00 2,900.00	411.94 132.54 279.40 279.40	4.85 % 26.51 % 3.49 % 9.63 %	10.00 % 1.00 % 0.44 % 0.34 %	469.25 327.34 0.44 % 0.34 %	1.00 %
	1-Jan-11 to 31-Dec-15	IDA						Taka Release : % of Allocation :	401.00 80.20 %
Executing Agency Total			263,121.77 61,879.37 201,242.39 0.00	58,938.00 11,410.00 47,528.00 10,900.00	22,407.64 14,479.04 7,928.60 279.40	38.02 % 126.90 % 16.68 % 2.56 %		Taka Release : % of Allocation :	18,392.50 161.20 %
				8,400.00	8,107.77	96.52 %			

Sylhet City Corporation

Project-wise Implementation Status of the project under Local Government Division

Reporting Period: July 2012 To June 2013

RADP:2012-13

(Taka in Lakh)

SI No.	Ministry/Division Name Agency Name Project Code and Name		Project Cost	Target and Progress			Cumulative Progress upto Reporting Period		
				Financial		Physical (% of Total Project) A) Target B) Progress	Fin. Total PA (% of Projects Cost)	Physical Progress in %	
	Allocation	Expenditure							
	Implementation Period	Development Partner	A) Total B) Taka C) PA D) RPA	A) Total B) Taka C) PA D) RPA E) CDVAT	A) Total B) Taka C) PA D) RPA E) CDVAT	% of Allocation			
	1	2	3	4	5	6	7	8	9
674	3705-7110	Improvement of Primary Drainage System and Reconstruction of Nagarbhaban with Procurement of Essential Vehical and Equipment for Sylhet City Corporation	2,355.00 2,355.00 0.00 0.00	128.00 128.00 0.00 0.00	125.00 125.00 0.00 0.00	97.66 % 97.66 % 0.00 % 0.00 %	7.00 % 6.00 %	2,225.00 0.00 94.48 % 0.00 %	95.00 %
	1-Jul-09 to 31-Dec-12	Non-Donor Project						Taka Release : % of Allocation :	125.00 97.66 %
675	3705-7210	Development and Expansion of Important Infrastructure of Sylhet City Corporation.	23,677.02 23,677.02 0.00 0.00	4,250.00 4,250.00 0.00 0.00	4,250.00 4,250.00 0.00 0.00	100.00 % 100.00 % 0.00 % 0.00 %	20.00 % 20.00 %	10,450.00 0.00 44.14 % 0.00 %	46.18 %
	1-Jul-10 to 30-Jun-13	Non-Donor Project						Taka Release : % of Allocation :	9,250.00 217.65 %
Executing Agency Total			26,032.02 26,032.02 0.00 0.00	4,378.00 4,378.00 0.00 0.00	4,375.00 4,375.00 0.00 0.00	99.93 % 99.93 % 0.00 % 0.00 %		Taka Release : % of Allocation :	9,375.00 214.14 %

Barisal City Corporation

Project-wise Implementation Status of the project under Local Government Division

Reporting Period: July 2012 To June 2013

RADP:2012-13

(Taka in Lakh)

SI No.	Ministry/Division Name Agency Name Project Code and Name		Project Cost	Target and Progress			Cumulative Progress upto Reporting Period		
				Financial		Physical (% of Total Project) A) Target B) Progress	Fin. Total PA (% of Projects Cost)	Physical Progress in %	
	Allocation	Expenditure							
	Implementation Period	Development Partner	A) Total B) Taka C) PA D) RPA	A) Total B) Taka C) PA D) RPA E) CDVAT	A) Total B) Taka C) PA D) RPA E) CDVAT	% of Allocation			
	1	2	3	4	5	6	7	8	9
676	3705-8590	Infrastructure Improvement, Water Supply and Procurement of Vehicle & Equipment of Barisal City Corporation.	13,362.12 13,362.12 0.00 0.00	1,625.00 1,625.00 0.00 0.00	1,624.93 1,624.93 0.00 0.00	100.00 % 100.00 % 0.00 % 0.00 %	20.00 % 17.00 % 0.00 % 0.00 %	8,624.93 0.00 64.55 % 0.00 %	87.00 %
	1-Jan-09 to 30-Jun-13	Non-Donor Project	0.00	0.00	0.00	0.00 %			
				0.00	0.00	0.00 %	Taka Release : % of Allocation :	1,625.00 100.00 %	
677	3705-7700	Improvement and Widening of Roads and construction of Drain-cum-Footpath of Barisal City Corporation.	20,814.00 20,814.00 0.00 0.00	1,559.00 1,559.00 0.00 0.00	1,249.53 1,249.53 0.00 0.00	80.15 % 80.15 % 0.00 % 0.00 %	10.00 % 6.00 % 0.00 % 0.00 %	1,249.53 0.00 6.00 % 0.00 %	6.00 %
	1-Jul-11 to 31-Dec-13	Non-Donor Project	0.00	0.00	0.00	0.00 %			
				0.00	0.00	0.00 %	Taka Release : % of Allocation :	850.00 54.52 %	
678	3705-5024	Construction of Bangabandhu Auditorium (4 Storied & 500 Seat Capacity) in Barisal City Corporation.	1,786.85 1,786.85 0.00 0.00	50.00 50.00 0.00 0.00	0.00 0.00 0.00 0.00	0.00 % 0.00 % 0.00 % 0.00 %	3.00 % 0.00 % 0.00 % 0.00 %	0.00 0.00 0.00 % 0.00 %	0.00 %
	1-Jul-12 to 30-Jun-14	Non-Donor Project	0.00	0.00	0.00	0.00 %			
				0.00	0.00	0.00 %	Taka Release : % of Allocation :	0.00 0.00 %	

Project-wise Implementation Status of the project under Local Government Division

Reporting Period: July 2012 To June 2013

RADP:2012-13

(Taka in Lakh)

SI No.	Ministry/Division Name Agency Name Project Code and Name		Project Cost	Target and Progress			Cumulative Progress upto Reporting Period		
				Financial		Physical (% of Total Project) A) Target B) Progress	Fin. Total PA (% of Projects Cost)	Physical Progress in %	
	Allocation	Expenditure							
	Implementation Period	Development Partner	A) Total B) Taka C) PA D) RPA	A) Total B) Taka C) PA D) RPA E) CDVAT	A) Total B) Taka C) PA D) RPA E) CDVAT	% of Allocation			
	1	2	3	4	5	6	7	8	9

Executing Agency Total	35,962.97	3,234.00	2,874.46	88.88 %	Taka Release :	2,475.00
	35,962.97	3,234.00	2,874.46	88.88 %		
	0.00	0.00	0.00	0.00 %		
	0.00	0.00	0.00	0.00 %		
		0.00	0.00	0.00 %		

Khulna WASA

679	3705-7190	Development of Water Supply System in Khulna City.	4,333.00	1,275.00	1,275.00	100.00 %	25.00 %	4,775.00	100.00 %
			4,333.00	1,275.00	1,275.00	100.00 %	25.00 %	0.00	
			0.00	0.00	0.00	0.00 %		110.20 %	
			0.00	0.00	0.00	0.00 %		0.00 %	
1-Jul-10	to 30-Jun-13	Non-Donor Project	0.00	0.00	0.00	0.00 %			
				0.00	0.00	0.00 %			
							Taka Release :	1,275.00	
							% of Allocation :	100.00 %	
680	3705-7680	Khulna Water Supply Project.	255,834.00	4,253.00	4,998.79	117.54 %	14.00 %	6,898.79	18.50 %
			75,043.00	2,250.00	2,440.40	108.46 %	12.50 %	3,658.39	
			180,791.00	2,003.00	2,558.39	127.73 %		2.70 %	
			0.00	2,003.00	758.09	37.85 %		2.02 %	
1-Jul-11	to 30-Jun-17	ADB, JICA	0.00	2,003.00	758.09	37.85 %			
				0.00	0.00	0.00 %			
							Taka Release :	2,250.00	
							% of Allocation :	100.00 %	

Project-wise Implementation Status of the project under Local Government Division

Reporting Period: July 2012 To June 2013

RADP:2012-13

(Taka in Lakh)

SI No.	Ministry/Division Name Agency Name Project Code and Name		Project Cost	Target and Progress			Cumulative Progress upto Reporting Period		
				Financial		Physical (% of Total Project) A) Target B) Progress	Fin. Total PA (% of Projects Cost)	Physical Progress in %	
	Allocation	Expenditure							
	Implementation Period	Development Partner	A) Total B) Taka C) PA D) RPA	A) Total B) Taka C) PA D) RPA E) CDVAT	A) Total B) Taka C) PA D) RPA E) CDVAT	% of Allocation			
	1	2	3	4	5	6	7	8	9
681	3705-5013	Support ing for Khulna Water Supply Project (TA).	577.00 56.00 521.00	240.00 0.00 240.00	821.00 0.00 821.00	342.08 % 0.00 % 342.08 %	33.00 % 24.42 %	1,063.00 1,063.00 184.23 % 204.03 %	91.42%
	1-Oct-12 to 31-Dec-13	ADB	0.00	0.00	463.55 0.00	0.00 % 0.00 %		Taka Release : 0.00 % of Allocation : 0.00 %	
Executing Agency Total			260,744.00 79,432.00 181,312.00 0.00	5,768.00 3,525.00 2,243.00 2,003.00 0.00	7,094.79 3,715.40 3,379.39 1,221.64 0.00	123.00 % 105.40 % 150.66 % 60.99 % 0.00 %		Taka Release : 3,525.00 % of Allocation : 100.00 %	
Rajshahi WASA (RWASA)									
682	3705-5021	Development of Water Supply Systems in Rajshahi City.	3,387.00 3,387.00 0.00	400.00 400.00 0.00	400.00 400.00 0.00	100.00 % 100.00 % 0.00 %	11.81 % 11.81 %	400.00 0.00 11.81 % 0.00 %	11.81%
	1-Jul-12 to 30-Jun-13	Non-Donor Project	0.00	0.00	0.00 0.00	0.00 % 0.00 %		Taka Release : 400.00 % of Allocation : 100.00 %	

Project-wise Implementation Status of the project under Local Government Division

Reporting Period: July 2012 To June 2013

RADP:2012-13

(Taka in Lakh)

SI No.	Ministry/Division Name Agency Name Project Code and Name		Project Cost	Target and Progress			Cumulative Progress upto Reporting Period		
				Financial		Physical (% of Total Project) A) Target B) Progress	Fin. Total PA (% of Projects Cost)	Physical Progress in %	
	Allocation	Expenditure							
	Implementation Period	Development Partner	A) Total B) Taka C) PA D) RPA	A) Total B) Taka C) PA D) RPA E) CDVAT	A) Total B) Taka C) PA D) RPA E) CDVAT	% of Allocation			
	1	2	3	4	5	6	7	8	9

Executing Agency Total	3,387.00	400.00	400.00	100.00 %	Taka Release : 400.00 % of Allocation : 100.00 %
	3,387.00	400.00	400.00	100.00 %	
	0.00	0.00	0.00	0.00 %	
	0.00	0.00	0.00	0.00 %	
	0.00	0.00	0.00	0.00 %	
Ministry Total	6,859,236.45	1,136,083.07	1,042,523.12	91.76 %	Taka Release : 747,078.41 % of Allocation : 99.12 %
	4,109,506.82	753,677.00	747,056.24	99.12 %	
	2,749,729.63	382,406.07	295,466.88	77.27 %	
	1,215,592.26	255,629.00	208,435.83	81.54 %	
		28,027.00	23,478.07	83.77 %	

Project-wise Implementation Status of the project under Rural Development and Co-operatives Division

Reporting Period: July 2012 To June 2013

RADP:2012-13

(Taka in Lakh)

SI No.	Ministry/Division Name Agency Name Project Code and Name		Project Cost	Target and Progress			Cumulative Progress upto Reporting Period		
				Financial		Physical (% of Total Project) A) Target B) Progress	Fin. Total PA (% of Projects Cost)	Physical Progress in %	
	Allocation	Expenditure							
	Implementation Period	Development Partner	A) Total B) Taka C) PA D) RPA	A) Total B) Taka C) PA D) RPA E) CDVAT	A) Total B) Taka C) PA D) RPA E) CDVAT	% of Allocation			
	1	2	3	4	5	6	7	8	9

Rural Development and Co-operatives Division

Ministry's Own

683	3801-8162	Economic Empowerment of the Poorest in Bangladesh (EEP).	88,719.00 319.00 88,400.00 0.00	11,045.00 45.00 11,000.00 0.00	19,463.39 42.39 19,421.00 0.00 0.00	176.22 % 94.20 % 176.55 % 0.00 % 0.00 %	12.45 % 21.93 % 61.85 % 61.84 %	54,875.59 54,668.95 61.85 % 61.84 %	62.03 %
	1-Jul-07 to 30-Jun-15	DFID						Taka Release : 45.00 % of Allocation : 100.00 %	
684	3801-7310	One House One Farm Project.	149,292.00 149,292.00 0.00 0.00	53,800.00 53,800.00 0.00 0.00	51,659.31 51,659.31 0.00 0.00 0.00	96.02 % 96.02 % 0.00 % 0.00 % 0.00 %	36.00 % 36.00 % 76.74 % 0.00 %	114,560.77 0.00 76.74 % 0.00 %	78.00 %
	1-Jul-09 to 30-Jun-16	Non-Donor Project						Taka Release : 53,550.00 % of Allocation : 99.54 %	
685	3801-8167	Comprehensive Village Development Programme project (CVDP)-2nd Phase.	10,593.00 10,593.00 0.00 0.00	1,400.00 1,400.00 0.00 0.00	1,387.98 1,387.98 0.00 0.00 0.00	99.14 % 99.14 % 0.00 % 0.00 % 0.00 %	13.10 % 13.21 % 39.47 % 0.00 %	4,181.12 0.00 39.47 % 0.00 %	40.21 %
	1-Jul-09 to 31-Dec-13	Non-Donor Project						Taka Release : 1,400.00 % of Allocation : 100.00 %	

Project-wise Implementation Status of the project under Rural Development and Co-operatives Division

Reporting Period: July 2012 To June 2013

RADP:2012-13

(Taka in Lakh)

SI No.	Ministry/Division Name Agency Name Project Code and Name		Project Cost	Target and Progress			Cumulative Progress upto Reporting Period		
				Financial		Physical (% of Total Project) A) Target B) Progress	Fin. Total PA (% of Projects Cost)	Physical Progress in %	
				Allocation	Expenditure				
1	2	3	4	5	6	7	8	9	
686	3801-5020	Chars Livelihoods Improvement Programme (2nd Phase).	79,488.00	17,200.00	17,014.39	98.92 %	15.96 %	45,968.92	58.49 %
			1,253.00	200.00	195.70	97.85 %	21.40 %	45,580.62	
			78,235.00	17,000.00	16,818.69	98.93 %		57.83 %	
1-Jul-11	to 31-Dec-16	DFID	0.00	0.00	0.00	0.00 %		58.26 %	
				0.00	0.00	0.00 %			
							Taka Release :	200.00	
							% of Allocation :	100.00 %	
		Executing Agency Total	328,092.00	83,445.00	89,525.07	107.29 %	Taka Release :	55,195.00	
			161,457.00	55,445.00	53,285.38	96.10 %	% of Allocation :	99.55 %	
			166,635.00	28,000.00	36,239.69	129.43 %			
			0.00	0.00	0.00	0.00 %			
				0.00	0.00	0.00 %			
Department of Co-operatives									
687	3831-8246	Development of ICT and e-Citizen Services in the Department of Co-operative.	1,691.00	515.00	498.09	96.72 %	30.45 %	1,100.18	66.45 %
			1,691.00	515.00	498.09	96.72 %	30.45 %	0.00	
			0.00	0.00	0.00	0.00 %		65.06 %	
			0.00	0.00	0.00	0.00 %		0.00 %	
1-Jul-11	to 30-Jun-14	Non-Donor Project	0.00	0.00	0.00	0.00 %			
				0.00	0.00	0.00 %	Taka Release :	515.00	
							% of Allocation :	100.00 %	

Project-wise Implementation Status of the project under Rural Development and Co-operatives Division

Reporting Period: July 2012 To June 2013

RADP:2012-13

(Taka in Lakh)

SI No.	Ministry/Division Name Agency Name Project Code and Name		Project Cost	Target and Progress			Cumulative Progress upto Reporting Period		
				Financial		Physical (% of Total Project) A) Target B) Progress	Fin. Total PA (% of Projects Cost)	Physical Progress in %	
	Allocation	Expenditure							
	Implementation Period	Development Partner	A) Total B) Taka C) PA D) RPA	A) Total B) Taka C) PA D) RPA E) CDVAT	A) Total B) Taka C) PA D) RPA E) CDVAT	% of Allocation			
	1	2	3	4	5	6	7	8	9
688	3831-8245	Ensuring of Co-operative based Milk Production.	2,302.00	996.00	994.47	99.85 %	43.26 %	1,462.09	64.20 %
			2,302.00	996.00	994.47	99.85 %	43.20 %	0.00	
			0.00	0.00	0.00	0.00 %		63.51 %	
			0.00	0.00	0.00	0.00 %		0.00 %	
1-Jul-11	to 30-Jun-14	Non-Donor Project	0.00	0.00	0.00	0.00 %			
				0.00	0.00	0.00 %		Taka Release : 995.96	
								% of Allocation : 100.00 %	
689	3831-5030	Establishment of Cattle Feed Plant of Milk Vita Ltd.	2,728.00	800.00	800.00	100.00 %	29.32 %	1,078.13	33.32 %
			2,728.00	800.00	800.00	100.00 %	29.32 %	0.00	
			0.00	0.00	0.00	0.00 %		39.52 %	
			0.00	0.00	0.00	0.00 %		0.00 %	
1-Jul-11	to 30-Jun-13	Non-Donor Project	0.00	0.00	0.00	0.00 %			
				71.00	0.00	0.00 %		Taka Release : 800.00	
								% of Allocation : 100.00 %	
690	3831-8243	Poverty Reduction and Socio-economic Development of Greater Faridpur, Barisal & Khulna Districts through Expansion of Milk Co-operative Society Programmes.	3,924.00	212.00	210.15	99.13 %	5.40 %	210.15	5.35 %
			3,924.00	212.00	210.15	99.13 %	5.35 %	0.00	
			0.00	0.00	0.00	0.00 %		5.36 %	
			0.00	0.00	0.00	0.00 %		0.00 %	
1-Jul-11	to 30-Jun-15	Non-Donor Project	0.00	0.00	0.00	0.00 %			
				0.00	0.00	0.00 %		Taka Release : 212.00	
								% of Allocation : 100.00 %	

Project-wise Implementation Status of the project under Rural Development and Co-operatives Division

Reporting Period: July 2012 To June 2013

RADP:2012-13

(Taka in Lakh)

SI No.	Ministry/Division Name Agency Name Project Code and Name		Project Cost	Target and Progress			Cumulative Progress upto Reporting Period		
				Financial		Physical (% of Total Project) A) Target B) Progress	Fin. Total PA (% of Projects Cost)	Physical Progress in %	
	Allocation	Expenditure							
	Implementation Period	Development Partner	A) Total B) Taka C) PA D) RPA	A) Total B) Taka C) PA D) RPA E) CDVAT	A) Total B) Taka C) PA D) RPA E) CDVAT	% of Allocation			
	1	2	3	4	5	6	7	8	9

Executing Agency Total	10,645.00	2,523.00	2,502.71	99.20 %	Taka Release :	2,522.96
	10,645.00	2,523.00	2,502.71	99.20 %	% of Allocation :	100.00 %
	0.00	0.00	0.00	0.00 %		
	0.00	0.00	0.00	0.00 %		
		71.00	0.00	0.00 %		

Rural Development Academy, Bogra

691	3805-7300	Action Research Project on Command Area Development using Surface Water for Rural Livelihood Improvement by Replacing RDA Technology.	1,491.00	26.00	0.00	0.00 %	0.92 %	1,463.12	98.00 %
			1,491.00	26.00	0.00	0.00 %	0.00 %	0.00	
			0.00	0.00	0.00	0.00 %		98.13 %	
			0.00	0.00	0.00	0.00 %		0.00 %	
1-Jul-07	to 30-Jun-12	Non-Donor Project	0.00	0.00	0.00	0.00 %			
				0.00	0.00	0.00 %	Taka Release :	0.00	
							% of Allocation :	0.00 %	
692	3805-7360	Strengthening Facilities of Training, Research and Action Research of RDA Bogra through Infrastructure Development Project.	1,238.64	645.00	644.83	99.97 %	21.74 %	1,882.52	105.74 %
			1,238.64	645.00	644.83	99.97 %	21.74 %	0.00	
			0.00	0.00	0.00	0.00 %		151.98 %	
			0.00	0.00	0.00	0.00 %		0.00 %	
1-Jul-09	to 30-Jun-14	Non-Donor Project	0.00	0.00	0.00	0.00 %			
				0.00	0.00	0.00 %	Taka Release :	644.83	
							% of Allocation :	99.97 %	

Project-wise Implementation Status of the project under Rural Development and Co-operatives Division

Reporting Period: July 2012 To June 2013

RADP:2012-13

(Taka in Lakh)

SI No.	Ministry/Division Name Agency Name Project Code and Name		Project Cost	Target and Progress			Cumulative Progress upto Reporting Period		
				Financial		Physical (% of Total Project) A) Target B) Progress	Fin. Total PA (% of Projects Cost)	Physical Progress in %	
	Allocation	Expenditure							
	Implementation Period	Development Partner	A) Total B) Taka C) PA D) RPA	A) Total B) Taka C) PA D) RPA E) CDVAT	A) Total B) Taka C) PA D) RPA E) CDVAT	% of Allocation			
	1	2	3	4	5	6	7	8	9
693	3805-7370 Action Research Project on Poverty Alleviation through Livestock Management and Bio-Gas Bottling at Monga and other Similar Areas.		5,156.00	900.00	899.44	99.94 %	15.45 %	2,846.06	47.69%
			5,156.00	900.00	899.44	99.94 %	9.69 %	0.00	
			0.00	0.00	0.00	0.00 %		55.20 %	
			0.00	0.00	0.00	0.00 %		0.00 %	
	1-Jul-09 to 30-Jun-13	Non-Donor Project	0.00	0.00	0.00	0.00 %			
				0.00	0.00	0.00 %		Taka Release : 900.00	
					0.00	0.00 %		% of Allocation : 100.00 %	
694	3805-8461 Action Research Project on Integrated Water Management.		5,894.00	1,099.00	1,098.84	99.99 %	18.64 %	2,284.01	38.64%
			5,894.00	1,099.00	1,098.84	99.99 %	18.64 %	0.00	
			0.00	0.00	0.00	0.00 %		38.75 %	
			0.00	0.00	0.00	0.00 %		0.00 %	
	1-Jan-11 to 31-Dec-13	Non-Donor Project	0.00	0.00	0.00	0.00 %			
				0.00	0.00	0.00 %		Taka Release : 1,098.84	
					0.00	0.00 %		% of Allocation : 99.99 %	
695	3805-7260 Integrated Rural Employment Support of the Poor Women.(RESPW)		7,455.00	1,000.00	998.83	99.88 %	13.46 %	1,330.13	18.41%
			7,455.00	1,000.00	998.83	99.88 %	13.41 %	0.00	
			0.00	0.00	0.00	0.00 %		17.84 %	
			0.00	0.00	0.00	0.00 %		0.00 %	
	1-Jan-12 to 30-Jun-13	Non-Donor Project	0.00	0.00	0.00	0.00 %			
				0.00	0.00	0.00 %		Taka Release : 1,000.00	
					0.00	0.00 %		% of Allocation : 100.00 %	

Project-wise Implementation Status of the project under Rural Development and Co-operatives Division

Reporting Period: July 2012 To June 2013

RADP:2012-13

(Taka in Lakh)

SI No.	Ministry/Division Name Agency Name Project Code and Name		Project Cost A) Total B) Taka C) PA D) RPA	Target and Progress			Cumulative Progress upto Reporting Period		
				Financial		Physical (% of Total Project) A) Target B) Progress	Fin. Total PA (% of Projects Cost)	Physical Progress in %	
	Allocation	Expenditure							
	Implementation Period	Development Partner	A) Total B) Taka C) PA D) RPA	A) Total B) Taka C) PA D) RPA E) CDVAT	A) Total B) Taka C) PA D) RPA E) CDVAT	% of Allocation	A) Target B) Progress	8	9
	1	2	3	4	5	6	7	8	9
696	3805-5032	Making Markets Work for the Jamuna, Padma and Teesta Chars (M4C).	6,160.00 600.00 5,560.00	996.04 10.00 986.04	995.58 9.54 986.04	99.95 % 95.40 % 100.00 %	16.16 % 16.16 % 17.73 %	995.58 986.04 16.16 % 17.73 %	16.16 %
	1-May-13 to 30-Nov-16	SDC	0.00	0.00	0.00	0.00 %			
			0.00	0.00	0.00	0.00 %			
Executing Agency Total			27,394.64 21,834.64 5,560.00 0.00	4,666.04 3,680.00 986.04 0.00	4,637.52 3,651.48 986.04 0.00	99.39 % 99.23 % 100.00 % 0.00 %			
								Taka Release : % of Allocation :	10.00 100.00 %
								Taka Release : % of Allocation :	3,653.67 99.28 %
Bangladesh Rural Development Board									
697	3805-8091	Participatory Rural Development Project (2nd Phase).	6,822.00 5,501.00 1,321.00 0.00	1,100.00 1,100.00 0.00 0.00	1,100.00 1,100.00 0.00 0.00	100.00 % 100.00 % 0.00 % 0.00 %	20.00 % 16.27 % 0.00 % 0.00 %	4,809.54 0.00 70.50 % 0.00 %	71.27 %
	1-Apr-05 to 31-Mar-14	Non-Donor Project	0.00	0.00	0.00	0.00 %			
								Taka Release : % of Allocation :	1,100.00 100.00 %

Project-wise Implementation Status of the project under Rural Development and Co-operatives Division

Reporting Period: July 2012 To June 2013

RADP:2012-13

(Taka in Lakh)

SI No.	Ministry/Division Name Agency Name Project Code and Name		Project Cost	Target and Progress			Cumulative Progress upto Reporting Period		
				Financial		Physical (% of Total Project) A) Target B) Progress	Fin. Total PA (% of Projects Cost)	Physical Progress in %	
	Allocation	Expenditure							
	Implementation Period	Development Partner	A) Total B) Taka C) PA D) RPA	A) Total B) Taka C) PA D) RPA E) CDVAT	A) Total B) Taka C) PA D) RPA E) CDVAT	% of Allocation			
	1	2	3	4	5	6	7	8	9
698	3805-7000	Employment Guarantee Scheme for Hard Core Poor Project of Northern Region.	4,647.00 4,647.00 0.00 0.00	1,454.54 1,454.54 0.00 0.00	1,415.79 1,415.79 0.00 0.00	97.34 % 97.34 % 0.00 % 0.00 %	30.46 % 30.46 % 0.00 % 0.00 %	4,526.71 0.00 97.41 % 0.00 %	96.46 %
	1-Jul-07 to 30-Jun-13	Non-Donor Project						Taka Release : % of Allocation :	1,454.54 100.00 %
699	3805-8470	Expansion, Renovation & Modernization of Bangabandhu Poverty Alleviation Training Complex, Kotalipara,Gopalgon.	3,031.00 3,031.00 0.00 0.00	60.00 60.00 0.00 0.00	54.57 54.57 0.00 0.00	90.95 % 90.95 % 0.00 % 0.00 %	1.80 % 1.80 % 0.00 % 0.00 %	1,521.00 0.00 50.18 % 0.00 %	50.80 %
	1-Mar-10 to 31-Dec-12	Non-Donor Project						Taka Release : % of Allocation :	60.00 100.00 %
700	3805-7200	Poverty Reduction through "Minor Crops Production, Preservation,& Processing and Marketing Program"	5,258.00 5,258.00 0.00 0.00	485.00 485.00 0.00 0.00	454.04 454.04 0.00 0.00	93.62 % 93.62 % 0.00 % 0.00 %	8.64 % 8.64 % 0.00 % 0.00 %	510.31 0.00 9.71 % 0.00 %	11.50 %
	1-Jul-11 to 30-Jun-14	Non-Donor Project						Taka Release : % of Allocation :	485.00 100.00 %

Project-wise Implementation Status of the project under Rural Development and Co-operatives Division

Reporting Period: July 2012 To June 2013

RADP:2012-13

(Taka in Lakh)

SI No.	Ministry/Division Name Agency Name Project Code and Name		Project Cost	Target and Progress			Cumulative Progress upto Reporting Period		
				Financial		Physical (% of Total Project) A) Target B) Progress	Fin. Total PA (% of Projects Cost)	Physical Progress in %	
	Allocation	Expenditure							
	Implementation Period	Development Partner	A) Total B) Taka C) PA D) RPA	A) Total B) Taka C) PA D) RPA E) CDVAT	A) Total B) Taka C) PA D) RPA E) CDVAT	% of Allocation			
	1	2	3	4	5	6	7	8	9
701	3805-8255 Irrigation Extension Programme.		1,983.00	68.59	63.57	92.68 %	3.20 %	63.57	3.20 %
			1,983.00	68.59	63.57	92.68 %	3.20 %	0.00	
			0.00	0.00	0.00	0.00 %		3.21 %	
			0.00	0.00	0.00	0.00 %		0.00 %	
1-Jan-13	to 31-Dec-15	Non-Donor Project	0.00	0.00	0.00	0.00 %			
				0.00	0.00	0.00 %		Taka Release : 68.59	
								% of Allocation : 100.00 %	
702	3805-8489 Initiative for Development Empowerment, Awareness, and Livelihood Project (IDEL Project), Kurigram.		2,044.00	115.00	95.39	82.95 %	4.66 %	95.39	4.66 %
			2,044.00	115.00	95.39	82.95 %	4.66 %	0.00	
			0.00	0.00	0.00	0.00 %		4.67 %	
			0.00	0.00	0.00	0.00 %		0.00 %	
1-Jul-12	to 30-Jun-16	Non-Donor Project	0.00	0.00	0.00	0.00 %			
				0.00	0.00	0.00 %		Taka Release : 95.39	
								% of Allocation : 82.94 %	
703	3805-8242 Rural Livelihood Project (RLP) (2nd Phase).		33,142.00	500.00	459.22	91.84 %	1.38 %	459.22	1.38 %
			33,142.00	500.00	459.22	91.84 %	1.38 %	0.00	
			0.00	0.00	0.00	0.00 %		1.39 %	
			0.00	0.00	0.00	0.00 %		0.00 %	
1-Jul-12	to 30-Jun-17	Non-Donor Project	0.00	0.00	0.00	0.00 %			
				0.00	0.00	0.00 %		Taka Release : 500.00	
								% of Allocation : 100.00 %	

Project-wise Implementation Status of the project under Rural Development and Co-operatives Division

Reporting Period: July 2012 To June 2013

RADP:2012-13

(Taka in Lakh)

SI No.	Ministry/Division Name Agency Name Project Code and Name		Project Cost	Target and Progress			Cumulative Progress upto Reporting Period		
				Financial		Physical (% of Total Project) A) Target B) Progress	Fin. Total PA (% of Projects Cost)	Physical Progress in %	
	Allocation	Expenditure							
	Implementation Period	Development Partner	A) Total B) Taka C) PA D) RPA	A) Total B) Taka C) PA D) RPA E) CDVAT	A) Total B) Taka C) PA D) RPA E) CDVAT	% of Allocation			
	1	2	3	4	5	6	7	8	9

Executing Agency Total	56,927.00	3,783.13	3,642.58	96.28 %	Taka Release :	3,763.52
	55,606.00	3,783.13	3,642.58	96.28 %	% of Allocation :	99.48 %
	1,321.00	0.00	0.00	0.00 %		
	0.00	0.00	0.00	0.00 %		
		0.00	0.00	0.00 %		

Small Farmers Development Foundation (SFDF)

704	3805-7250	Assistance to Small Farmers Development Foundation (SFDF)	2,449.00	8.00	8.00	100.00 %	0.32 %	2,447.00	98.32 %
			2,449.00	8.00	8.00	100.00 %	0.32 %	0.00	
			0.00	0.00	0.00	0.00 %		99.92 %	
			0.00	0.00	0.00	0.00 %		0.00 %	
1-Jul-09	to 30-Jun-14	Non-Donor Project	0.00	0.00	0.00	0.00 %			
				0.00	0.00	0.00 %		Taka Release :	8.00
								% of Allocation :	100.00 %

Executing Agency Total	2,449.00	8.00	8.00	100.00 %	Taka Release :	8.00
	2,449.00	8.00	8.00	100.00 %	% of Allocation :	100.00 %
	0.00	0.00	0.00	0.00 %		
	0.00	0.00	0.00	0.00 %		
		0.00	0.00	0.00 %		

Rural Poverty Alleviation Foundation

Project-wise Implementation Status of the project under Rural Development and Co-operatives Division

Reporting Period: July 2012 To June 2013

RADP:2012-13

(Taka in Lakh)

SI No.	Ministry/Division Name Agency Name Project Code and Name		Project Cost	Target and Progress			Cumulative Progress upto Reporting Period		
				Financial		Physical (% of Total Project) A) Target B) Progress	Fin. Total PA (% of Projects Cost)	Physical Progress in %	
	Allocation	Expenditure							
		A) Total B) Taka C) PA D) RPA E) CDVAT		A) Total B) Taka C) PA D) RPA E) CDVAT	% of Allocation				
1	2	3	4	5	6	7	8	9	
705	3805-5028	Extention of Programme of Rural Poverty Alleviation Foundation (PDBF) for Creation of Poverty Alleviation and Self-employment.	27,141.00	1,019.87	1,013.87	99.41 %	3.75 %	2,013.87	3.75%
			27,141.00	1,019.87	1,013.87	99.41 %	3.75 %	0.00	
			0.00	0.00	0.00	0.00 %		7.42 %	
			0.00	0.00	0.00	0.00 %		0.00 %	
1-Jul-12	to 30-Jun-16	Non-Donor Project							
				0.00	0.00	0.00 %	Taka Release :	1,019.87	
					0.00	0.00 %	% of Allocation :	100.00 %	
Executing Agency Total			27,141.00	1,019.87	1,013.87	99.41 %	Taka Release :	1,019.87	
			27,141.00	1,019.87	1,013.87	99.41 %	% of Allocation :	100.00 %	
			0.00	0.00	0.00	0.00 %			
			0.00	0.00	0.00	0.00 %			
				0.00	0.00	0.00 %			
				0.00	0.00	0.00 %			
Ministry Total			452,648.64	95,445.04	101,329.75	106.17 %	Taka Release :	66,163.02	
			279,132.64	66,459.00	64,104.02	96.46 %	% of Allocation :	99.55 %	
			173,516.00	28,986.04	37,225.73	128.43 %			
			0.00	0.00	0.00	0.00 %			
				71.00	0.00	0.00 %			

Project-wise Implementation Status of the project under Ministry of Industry

Reporting Period: July 2012 To June 2013

RADP:2012-13

(Taka in Lakh)

SI No.	Ministry/Division Name Agency Name Project Code and Name		Project Cost	Target and Progress			Cumulative Progress upto Reporting Period		
				Financial		Physical (% of Total Project) A) Target B) Progress	Fin. Total PA (% of Projects Cost)	Physical Progress in %	
	Allocation	Expenditure							
	Implementation Period	Development Partner	A) Total B) Taka C) PA D) RPA	A) Total B) Taka C) PA D) RPA E) CDVAT	A) Total B) Taka C) PA D) RPA E) CDVAT	% of Allocation			
	1	2	3	4	5	6	7	8	9

Ministry of Industry

Ministry's Own

706	3901-5050	Fortification of Edible oil in Bangladesh.	2,422.00 318.00 2,104.00 0.00	687.00 84.00 603.00 0.00	627.00 24.00 603.00 0.00	91.27 % 28.57 % 100.00 % 0.00 %	21.94 % 20.25 % 75.43 % 67.07 %	1,827.00 1,411.20 75.43 % 67.07 %	56.25 %
1-Jan-10	to 30-Jun-13	UNICEF		61.00	0.00	0.00 %		Taka Release : % of Allocation :	24.00 28.57 %

Executing Agency Total

2,422.00	687.00	627.00	91.27 %
318.00	84.00	24.00	28.57 %
2,104.00	603.00	603.00	100.00 %
0.00	0.00	0.00	0.00 %
	61.00	0.00	0.00 %

Taka Release :	24.00
% of Allocation :	28.57 %

Autonomous Bodies & Other Institutions

707	3905-8400	Active Farmacitucal Ingredient (API) Industrial Park	50,560.00 50,560.00 0.00 0.00	230.00 230.00 0.00 0.00	176.13 176.13 0.00 0.00	76.58 % 76.58 % 0.00 % 0.00 %	0.45 % 0.40 % 21.51 % 0.00 %	10,876.77 0.00 21.51 % 0.00 %	46.19 %
1-Jan-08	to 31-Dec-15	Non-Donor Project		0.00	0.00	0.00 %		Taka Release : % of Allocation :	230.00 100.00 %

Project-wise Implementation Status of the project under Ministry of Industry

Reporting Period: July 2012 To June 2013

RADP:2012-13

(Taka in Lakh)

SI No.	Ministry/Division Name Agency Name Project Code and Name		Project Cost	Target and Progress			Cumulative Progress upto Reporting Period		
				Financial		Physical (% of Total Project) A) Target B) Progress	Fin. Total PA (% of Projects Cost)	Physical Progress in %	
	Allocation	Expenditure							
	Implementation Period	Development Partner	A) Total B) Taka C) PA D) RPA	A) Total B) Taka C) PA D) RPA E) CDVAT	A) Total B) Taka C) PA D) RPA E) CDVAT	% of Allocation			
	1	2	3	4	5	6	7	8	9
708	3905-5012	Honey Cultivation Development through the Application of Modern Technology.	936.00	63.00	61.00	96.83 %	6.73 %	61.00	6.52%
			936.00	63.00	61.00	96.83 %	6.52 %	0.00	
			0.00	0.00	0.00	0.00 %		6.52 %	
			0.00	0.00	0.00	0.00 %		0.00 %	
1-Jul-12	to 30-Jun-17	Non-Donor Project	0.00	0.00	0.00	0.00 %			
				0.00	0.00	0.00 %		Taka Release : 63.00	
					0.00	0.00 %		% of Allocation : 100.00 %	
709	3905-5013	Shrimongol Industrial Estate.	1,990.00	18.00	17.46	97.00 %	1.00 %	17.46	0.88%
			1,990.00	18.00	17.46	97.00 %	0.88 %	0.00	
			0.00	0.00	0.00	0.00 %		0.88 %	
			0.00	0.00	0.00	0.00 %		0.00 %	
1-Jul-12	to 30-Jun-15	Non-Donor Project	0.00	0.00	0.00	0.00 %			
				0.00	0.00	0.00 %		Taka Release : 18.00	
					0.00	0.00 %		% of Allocation : 100.00 %	
Executing Agency Total			53,486.00	311.00	254.59	81.86 %		Taka Release : 311.00	
			53,486.00	311.00	254.59	81.86 %		% of Allocation : 100.00 %	
			0.00	0.00	0.00	0.00 %			
			0.00	0.00	0.00	0.00 %			
				0.00	0.00	0.00 %			
				0.00	0.00	0.00 %			

Bangladesh Small & Cottage Industries Corporation (BSCIC)

Project-wise Implementation Status of the project under Ministry of Industry

Reporting Period: July 2012 To June 2013

RADP:2012-13

(Taka in Lakh)

SI No.	Ministry/Division Name Agency Name Project Code and Name		Project Cost	Target and Progress			Cumulative Progress upto Reporting Period		
				Financial		Physical (% of Total Project) A) Target B) Progress	Fin. Total PA (% of Projects Cost)	Physical Progress in %	
	Allocation	Expenditure							
	Implementation Period	Development Partner	A) Total B) Taka C) PA D) RPA	A) Total B) Taka C) PA D) RPA E) CDVAT	A) Total B) Taka C) PA D) RPA E) CDVAT	% of Allocation			
	1	2	3	4	5	6	7	8	9
710	3905-8330	Tannery Industrial Estate, Dhaka	82,799.00 82,799.00 0.00 0.00	644.00 644.00 0.00 0.00	0.00 0.00 0.00 0.00	0.00 % 0.00 % 0.00 % 0.00 %	1.00 % 1.00 %	10,942.49 0.00 13.22 % 0.00 %	17.34 %
	1-Jan-03 to 31-Dec-14	Non-Donor Project	0.00	0.00	0.00	0.00 %			
				0.00	0.00	0.00 %	Taka Release : % of Allocation :	0.00 0.00 %	
711	3905-7280	Expansion of Gopalgonj BSCIC Estate.	7,100.00 7,100.00 0.00 0.00	600.00 600.00 0.00 0.00	581.57 581.57 0.00 0.00	96.93 % 96.93 % 0.00 % 0.00 %	8.50 % 8.20 %	5,205.27 0.00 73.31 % 0.00 %	70.20 %
	1-Jul-10 to 30-Jun-13	Non-Donor Project	0.00	0.00	0.00	0.00 %			
				0.00	0.00	0.00 %	Taka Release : % of Allocation :	600.00 100.00 %	
712	3905-7290	BSCIC Estate, Mirsarai.	2,495.00 2,495.00 0.00 0.00	245.98 245.98 0.00 0.00	59.30 59.30 0.00 0.00	24.11 % 24.11 % 0.00 % 0.00 %	9.90 % 9.70 %	1,381.98 0.00 55.39 % 0.00 %	100.00 %
	1-Jul-10 to 30-Jun-14	Non-Donor Project	0.00	0.00	0.00	0.00 %			
				0.00	0.00	0.00 %	Taka Release : % of Allocation :	68.00 27.64 %	

Project-wise Implementation Status of the project under Ministry of Industry

Reporting Period: July 2012 To June 2013

RADP:2012-13

(Taka in Lakh)

SI No.	Ministry/Division Name Agency Name Project Code and Name		Project Cost	Target and Progress			Cumulative Progress upto Reporting Period		
				Financial		Physical (% of Total Project) A) Target B) Progress	Fin. Total PA (% of Projects Cost)	Physical Progress in %	
	Allocation	Expenditure							
	Implementation Period	Development Partner	A) Total B) Taka C) PA D) RPA	A) Total B) Taka C) PA D) RPA E) CDVAT	A) Total B) Taka C) PA D) RPA E) CDVAT	% of Allocation			
	1	2	3	4	5	6	7	8	9
713	3905-7300	Development of Satranch Shilpa (Nishbetgonj and Radha-Krishna) Rangpur.	387.00 387.00 0.00 0.00	142.00 142.00 0.00 0.00	132.00 132.00 0.00 0.00	92.96 % 92.96 % 0.00 % 0.00 %	34.10 % 26.02 % 0.00 % 0.00 %	269.35 0.00 69.60 % 0.00 %	61.48 %
	1-Jul-10 to 30-Jun-13	Non-Donor Project						Taka Release : % of Allocation :	142.00 100.00 %
714	3905-7350	Comilla Estate -2.	3,160.00 3,160.00 0.00 0.00	2.00 2.00 0.00 0.00	1.21 1.21 0.00 0.00	60.50 % 60.50 % 0.00 % 0.00 %	1.00 % 0.56 % 0.00 % 0.00 %	17.42 0.00 0.55 % 0.00 %	26.96 %
	1-Jul-10 to 30-Jun-14	Non-Donor Project						Taka Release : % of Allocation :	2.00 100.00 %
715	3905-7370	BSCIC Special Economic Zone (Textile), Kumerkhali, Kustia.	820.00 820.00 0.00 0.00	5.00 5.00 0.00 0.00	2.14 2.14 0.00 0.00	42.80 % 42.80 % 0.00 % 0.00 %	1.00 % 0.36 % 0.00 % 0.00 %	19.64 0.00 2.40 % 0.00 %	28.66 %
	1-Jul-10 to 30-Jun-14	Non-Donor Project						Taka Release : % of Allocation :	5.00 100.00 %

Project-wise Implementation Status of the project under Ministry of Industry

Reporting Period: July 2012 To June 2013

RADP:2012-13

(Taka in Lakh)

SI No.	Ministry/Division Name Agency Name Project Code and Name		Project Cost	Target and Progress			Cumulative Progress upto Reporting Period		
				Financial		Physical (% of Total Project) A) Target B) Progress	Fin. Total PA (% of Projects Cost)	Physical Progress in %	
	Allocation	Expenditure							
	Implementation Period	Development Partner	A) Total B) Taka C) PA D) RPA	A) Total B) Taka C) PA D) RPA E) CDVAT	A) Total B) Taka C) PA D) RPA E) CDVAT	% of Allocation			
	1	2	3	4	5	6	7	8	9
716	3905-7380	BSCIC Industrial Park, Sirajganj.	48,996.00 48,996.00 0.00 0.00	4,273.27 4,273.27 0.00 0.00	4,220.69 4,220.69 0.00 0.00	98.77 % 98.77 % 0.00 % 0.00 %	8.72 % 8.65 % 0.00 % 0.00 %	10,071.50 0.00 20.56 % 0.00 %	57.75 %
	1-Jul-10 to 30-Jun-14	Non-Donor Project						Taka Release : % of Allocation :	4,373.27 102.34 %
717	3905-7540	Bargona Industrial Estate.	708.00 708.00 0.00 0.00	5.00 5.00 0.00 0.00	2.28 2.28 0.00 0.00	45.60 % 45.60 % 0.00 % 0.00 %	1.00 % 0.62 % 0.00 % 0.00 %	14.88 0.00 2.10 % 0.00 %	2.43 %
	1-Jul-11 to 30-Jun-14	Non-Donor Project						Taka Release : % of Allocation :	5.00 100.00 %
718	3905-5014	Integrated Support to Poverty Reduction and Inequality Reduction through Enterprize Development (INSIRED).	20,473.00 1,473.00 19,000.00 0.00	130.00 120.00 10.00 5.00	0.00 0.00 0.00 0.00	0.00 % 0.00 % 0.00 % 0.00 %	1.00 % 0.00 % 0.00 % 0.00 %	0.00 0.00 0.00 % 0.00 %	0.00 %
	1-Mar-12 to 28-Feb-18	EC						Taka Release : % of Allocation :	0.00 0.00 %

Project-wise Implementation Status of the project under Ministry of Industry

Reporting Period: July 2012 To June 2013

RADP:2012-13

(Taka in Lakh)

SI No.	Ministry/Division Name Agency Name Project Code and Name		Project Cost	Target and Progress			Cumulative Progress upto Reporting Period		
				Financial		Physical (% of Total Project) A) Target B) Progress	Fin. Total PA (% of Projects Cost)	Physical Progress in %	
	Allocation	Expenditure							
	Implementation Period	Development Partner	A) Total B) Taka C) PA D) RPA	A) Total B) Taka C) PA D) RPA E) CDVAT	A) Total B) Taka C) PA D) RPA E) CDVAT	% of Allocation			
	1	2	3	4	5	6	7	8	9

Executing Agency Total	166,938.00	6,047.25	4,999.19	82.67 %	Taka Release :	5,195.27
	147,938.00	6,037.25	4,999.19	82.81 %		
	19,000.00	10.00	0.00	0.00 %		
	0.00	5.00	0.00	0.00 %		
		0.00	0.00	0.00 %		

Bangladesh Standard and Testing Institute (BSTI)

719	3905-7200	Modernization of BSTI through Procurement of Sophisticated Equipment and Infrastructure Development of Laboratories for Accreditation	2,225.00 2,225.00 0.00 0.00	425.00 425.00 0.00 0.00	366.96 366.96 0.00 0.00	86.34 % 86.34 % 0.00 % 0.00 %	19.10 % 17.00 % 80.91 % 0.00 %	1,800.32 0.00 80.91 % 0.00 %	74.00 %
1-Jan-09	to 30-Jun-13	Non-Donor Project		25.00	0.00	0.00 %		Taka Release : % of Allocation :	425.00 100.00 %
720	3905-7360	Modernization and Strengthening of Bangladesh Standards and Testing Institute (BSTI)	7,292.00 1,137.00 6,155.00 0.00	1,238.00 1.00 1,237.00 0.00	0.00 0.00 0.00 0.00	0.00 % 0.00 % 0.00 % 0.00 %	17.00 % 0.00 % 5.11 % 0.00 %	372.42 0.00 5.11 % 0.00 %	14.00 %
1-Oct-10	to 30-Jun-12	India		0.00	0.00	0.00 %		Taka Release : % of Allocation :	0.00 0.00 %

Project-wise Implementation Status of the project under Ministry of Industry

Reporting Period: July 2012 To June 2013

RADP:2012-13

(Taka in Lakh)

SI No.	Ministry/Division Name Agency Name Project Code and Name		Project Cost	Target and Progress			Cumulative Progress upto Reporting Period		
				Financial		Physical (% of Total Project) A) Target B) Progress	Fin. Total PA (% of Projects Cost)	Physical Progress in %	
	Allocation	Expenditure							
	Implementation Period	Development Partner	A) Total B) Taka C) PA D) RPA	A) Total B) Taka C) PA D) RPA E) CDVAT	A) Total B) Taka C) PA D) RPA E) CDVAT	% of Allocation			
	1	2	3	4	5	6	7	8	9
721	3905-7270	Bariar Removal to the Cost Iffective Development and Implementation of Energy Efficiency Standard and Leveling (B.R.I.S.L) Technical Assistance Project.	1,863.00 1,408.00 455.00	75.00 1.00 74.00	73.12 0.97 72.15	97.49 % 97.00 % 97.50 %	4.05 % 3.99 %	239.08 233.61 12.83 % 51.34 %	13.99%
	1-Jul-10 to 30-Jun-14	GEF, UNIDO	0.00	0.00 0.00	0.00 0.00	0.00 % 0.00 %		Taka Release : 1.00 % of Allocation : 100.00 %	
722	3905-7400	Establishment of Caliberation and Verification Facilities of CNG Mass-Flow Metre for CNG Filling Station in BSTI.	520.00 520.00 0.00 0.00	65.00 65.00 0.00 0.00	62.50 62.50 0.00 0.00	96.16 % 96.16 % 0.00 % 0.00 %	12.50 % 12.00 %	175.80 0.00 33.81 % 0.00 %	35.25%
	1-Jul-11 to 30-Jun-13	Non-Donor Project	0.00	0.00 0.00	0.00 0.00	0.00 % 0.00 %		Taka Release : 65.00 % of Allocation : 100.00 %	
723	3905-7420	Establishment of the Office for South Asian Regional Standards Organization (SARSO) in Bangladesh.	2,211.92 2,211.92 0.00 0.00	200.00 200.00 0.00 0.00	198.35 198.35 0.00 0.00	99.18 % 99.18 % 0.00 % 0.00 %	9.04 % 8.99 %	217.39 0.00 9.83 % 0.00 %	27.99%
	1-Jul-11 to 30-Jun-13	Non-Donor Project	0.00	0.00 0.00	0.00 0.00	0.00 % 0.00 %		Taka Release : 200.00 % of Allocation : 100.00 %	

Project-wise Implementation Status of the project under Ministry of Industry

Reporting Period: July 2012 To June 2013

RADP:2012-13

(Taka in Lakh)

SI No.	Ministry/Division Name Agency Name Project Code and Name		Project Cost	Target and Progress			Cumulative Progress upto Reporting Period		
				Financial		Physical (% of Total Project) A) Target B) Progress	Fin. Total PA (% of Projects Cost)	Physical Progress in %	
	Allocation	Expenditure							
1	2	3	4	5	6	7	8	9	
724	3905-7490	Expansion and Strengthening of BSTI at Five Districts.	4,747.00	67.00	63.84	95.28 %	2.00 %	131.86	27.40 %
			4,747.00	67.00	63.84	95.28 %	1.92 %	0.00	
			0.00	0.00	0.00	0.00 %		2.78 %	
			0.00	0.00	0.00	0.00 %		0.00 %	
1-Jul-11	to 30-Jun-14	Non-Donor Project	0.00	0.00	0.00	0.00 %			
				0.00	0.00	0.00 %		Taka Release : 67.00	
								% of Allocation : 100.00 %	
725	3905-7251	Control of iodine deficiency disorder through universal application of salt iodization (3rd phase).	7,100.00	1,052.00	1,030.41	97.95 %	14.82 %	1,787.41	23.68 %
			4,608.00	552.00	530.41	96.09 %	12.98 %	715.00	
			2,492.00	500.00	500.00	100.00 %		25.17 %	
			0.00	0.00	0.00	0.00 %		28.69 %	
1-Jul-11	to 30-Jun-16	UNICEF	0.00	0.00	0.00	0.00 %			
				250.00	0.00	0.00 %		Taka Release : 551.24	
								% of Allocation : 99.86 %	
726	3905-7500	Better Quality Infrastructure of Better Work and Standard.	5,298.00	1,445.08	1,440.38	99.67 %	27.27 %	2,264.38	62.30 %
			472.00	92.08	87.38	94.90 %	27.10 %	2,177.00	
			4,826.00	1,353.00	1,353.00	100.00 %		42.74 %	
			4,354.00	0.00	0.00	0.00 %		45.11 %	
1-Jul-11	to 31-Dec-14	EU, EC	4,354.00	0.00	0.00	0.00 %			
				100.00	0.00	0.00 %		Taka Release : 92.08	
								% of Allocation : 100.00 %	

Project-wise Implementation Status of the project under Ministry of Industry

Reporting Period: July 2012 To June 2013

RADP:2012-13

(Taka in Lakh)

SI No.	Ministry/Division Name Agency Name Project Code and Name		Project Cost	Target and Progress			Cumulative Progress upto Reporting Period		
				Financial		Physical (% of Total Project) A) Target B) Progress	Fin. Total PA (% of Projects Cost)	Physical Progress in %	
	Allocation	Expenditure							
	Implementation Period	Development Partner	A) Total B) Taka C) PA D) RPA	A) Total B) Taka C) PA D) RPA E) CDVAT	A) Total B) Taka C) PA D) RPA E) CDVAT	% of Allocation			
	1	2	3	4	5	6	7	8	9

Executing Agency Total	31,256.92	4,567.08	3,235.57	70.85 %	Taka Release :	1,401.32
	17,328.92	1,403.08	1,310.42	93.40 %	% of Allocation :	99.87 %
	13,928.00	3,164.00	1,925.15	60.85 %		
	4,354.00	0.00	0.00	0.00 %		
		375.00	0.00	0.00 %		

Bangladesh Chemical Industries Corporation (BCIC)

727	3905-8440	BMRE of KPM Ltd.	40,183.98	5.00	0.00	0.00 %	1.00 %	17,458.00	50.28 %
			40,183.98	5.00	0.00	0.00 %	0.00 %	0.00	
			0.00	0.00	0.00	0.00 %		43.45 %	
			0.00	0.00	0.00	0.00 %		0.00 %	
1-Jul-07	to 1-Jul-15	Non-Donor Project	0.00	0.00	0.00	0.00 %			
				0.00	0.00	0.00 %	Taka Release :	0.00	
							% of Allocation :	0.00 %	
728	3905-7220	Development of Benarashi Palli, Rangpur.	136.32	22.00	21.65	98.41 %	9.24 %	112.63	54.10 %
			136.32	22.00	21.65	98.41 %	9.10 %	0.00	
			0.00	0.00	0.00	0.00 %		82.62 %	
			0.00	0.00	0.00	0.00 %		0.00 %	
1-Jul-09	to 30-Jun-13	Non-Donor Project	0.00	0.00	0.00	0.00 %			
				0.00	0.00	0.00 %	Taka Release :	22.00	
							% of Allocation :	100.00 %	

Project-wise Implementation Status of the project under Ministry of Industry

Reporting Period: July 2012 To June 2013

RADP:2012-13

(Taka in Lakh)

SI No.	Ministry/Division Name Agency Name Project Code and Name		Project Cost	Target and Progress			Cumulative Progress upto Reporting Period		
				Financial		Physical (% of Total Project) A) Target B) Progress	Fin. Total PA (% of Projects Cost)	Physical Progress in %	
	Allocation	Expenditure							
	Implementation Period	Development Partner	A) Total B) Taka C) PA D) RPA	A) Total B) Taka C) PA D) RPA E) CDVAT	A) Total B) Taka C) PA D) RPA E) CDVAT	% of Allocation			
	1	2	3	4	5	6	7	8	9

Executing Agency Total	40,320.30	27.00	21.65	80.19 %	Taka Release :	22.00
	40,320.30	27.00	21.65	80.19 %		% of Allocation :
	0.00	0.00	0.00	0.00 %		
	0.00	0.00	0.00	0.00 %		
	0.00	0.00	0.00	0.00 %		

Bangladesh Industries Technical Assistance Center

729	3905-7120	Poverty Alleviation and Self-employment through Expansion of BITAC Programme with the Emphasis of Women's Hands-on Technical Training	3,235.84 3,235.84 0.00 0.00	580.00 580.00 0.00 0.00	579.84 579.84 0.00 0.00	99.97 % 99.97 % 0.00 % 0.00 %	17.92 % 17.20 % 78.55 % 0.00 %	2,541.66 0.00 78.55 % 0.00 %	84.20 %
1-Jul-09	to 30-Jun-14	Non-Donor Project	0.00	0.00	0.00	0.00 %			
				0.00	0.00	0.00 %		Taka Release :	579.84
					0.00	0.00 %		% of Allocation :	99.97 %
730	3905-7520	Shahjalal Fertilizer Project.	540,090.48 540,090.48 0.00 0.00	140,000.00 10,000.00 130,000.00 0.00	133,579.00 10,000.00 123,579.00 0.00	95.41 % 100.00 % 95.06 % 0.00 %	25.92 % 24.83 % 35.32 % 0.00 %	190,758.00 178,579.00 35.32 % 0.00 %	39.83 %
1-Jul-11	to 30-Jun-15	China	0.00	0.00	0.00	0.00 %		Taka Release :	10,000.00
				3,000.00	0.00	0.00 %		% of Allocation :	100.00 %

Project-wise Implementation Status of the project under Ministry of Industry

Reporting Period: July 2012 To June 2013

RADP:2012-13

(Taka in Lakh)

SI No.	Ministry/Division Name Agency Name Project Code and Name		Project Cost	Target and Progress			Cumulative Progress upto Reporting Period		
				Financial		Physical (% of Total Project) A) Target B) Progress	Fin. Total PA (% of Projects Cost)	Physical Progress in %	
	Allocation	Expenditure							
	Implementation Period	Development Partner	A) Total B) Taka C) PA D) RPA	A) Total B) Taka C) PA D) RPA E) CDVAT	A) Total B) Taka C) PA D) RPA E) CDVAT	% of Allocation			
	1	2	3	4	5	6	7	8	9

Executing Agency Total	543,326.32	140,580.00	134,158.84	95.43 %	Taka Release :	10,579.84
	543,326.32	10,580.00	10,579.84	100.00 %	% of Allocation :	100.00 %
	0.00	130,000.00	123,579.00	95.06 %		
	0.00	0.00	0.00	0.00 %		
		3,000.00	0.00	0.00 %		

Bangladesh Sugar and Food Industries Corporation (BSFIC)

731	3905-7100	BMR of Faridpur Sugar Mill	2,583.74	572.00	562.61	98.36 %	22.00 %	2,261.07	100.00 %
			2,583.74	572.00	562.61	98.36 %	21.93 %	0.00	
			0.00	0.00	0.00	0.00 %		87.51 %	
			0.00	0.00	0.00	0.00 %		0.00 %	
1-Jul-09	to 30-Jun-13	Non-Donor Project		0.00	0.00	0.00 %			
				5.00	0.00	0.00 %		Taka Release :	572.00
								% of Allocation :	100.00 %
732	3905-7140	Establishment of an Organic Bio-Fertilizer Plant From Press-Mad at Keros Sugar Mill	724.65	75.00	69.35	92.47 %	11.00 %	719.13	97.52 %
			724.65	75.00	69.35	92.47 %	10.52 %	0.00	
			0.00	0.00	0.00	0.00 %		99.24 %	
			0.00	0.00	0.00	0.00 %		0.00 %	
1-Jul-09	to 30-Jun-13	Non-Donor Project		0.00	0.00	0.00 %			
				0.00	0.00	0.00 %		Taka Release :	75.00
								% of Allocation :	100.00 %

Project-wise Implementation Status of the project under Ministry of Industry

Reporting Period: July 2012 To June 2013

RADP:2012-13

(Taka in Lakh)

SI No.	Ministry/Division Name Agency Name Project Code and Name		Project Cost	Target and Progress			Cumulative Progress upto Reporting Period		
				Financial		Physical (% of Total Project) A) Target B) Progress	Fin. Total PA (% of Projects Cost)	Physical Progress in %	
	Allocation	Expenditure							
	Implementation Period	Development Partner	A) Total B) Taka C) PA D) RPA	A) Total B) Taka C) PA D) RPA E) CDVAT	A) Total B) Taka C) PA D) RPA E) CDVAT	% of Allocation			
	1	2	3	4	5	6	7	8	9
733	3905-7260	Implantation of Tarbain Diesel Generator and Boiler for different Sugar Mills.	4,362.00 4,362.00 0.00 0.00	2,563.00 2,563.00 0.00 0.00	2,469.00 2,469.00 0.00 0.00	96.33 % 96.33 % 0.00 % 0.00 %	58.00 % 57.60 % 0.00 % 0.00 %	2,886.00 0.00 66.16 % 0.00 %	79.60 %
	1-Jul-10 to 30-Jun-12	Non-Donor Project		198.00	0.00	0.00 %		Taka Release : % of Allocation :	2,269.00 88.53 %
734	3905-5011	BMR of Kero and Co. BD Ltd.	4,657.00 1,712.00 2,945.00 0.00	150.00 150.00 0.00 0.00	3.00 3.00 0.00 0.00	2.00 % 2.00 % 0.00 % 0.00 %	4.00 % 1.20 % 0.00 % 0.00 %	3.00 0.00 0.06 % 0.00 %	1.20 %
	1-Jul-11 to 30-Jun-13	Non-Donor Project		0.00	0.00	0.00 %		Taka Release : % of Allocation :	150.00 100.00 %
Executing Agency Total			12,327.39 9,382.39 2,945.00 0.00	3,360.00 3,360.00 0.00 0.00	3,103.96 3,103.96 0.00 0.00	92.38 % 92.38 % 0.00 % 0.00 %		Taka Release : % of Allocation :	3,066.00 91.25 %

Project-wise Implementation Status of the project under Ministry of Industry

Reporting Period: July 2012 To June 2013

RADP:2012-13

(Taka in Lakh)

SI No.	Ministry/Division Name Agency Name Project Code and Name		Project Cost	Target and Progress			Cumulative Progress upto Reporting Period		
				Financial		Physical (% of Total Project) A) Target B) Progress	Fin. Total PA (% of Projects Cost)	Physical Progress in %	
	Allocation	Expenditure							
	Implementation Period	Development Partner	A) Total B) Taka C) PA D) RPA	A) Total B) Taka C) PA D) RPA E) CDVAT	A) Total B) Taka C) PA D) RPA E) CDVAT	% of Allocation			
	1	2	3	4	5	6	7	8	9
Ministry Total			850,076.93	155,579.33	146,400.80	94.10 %			
			812,099.93	21,802.33	20,293.65	93.08 %			
			37,977.00	133,777.00	126,107.15	94.27 %			
			4,354.00	5.00	0.00	0.00 %			
				3,639.00	0.00	0.00 %			
							Taka Release :	20,599.43	
							% of Allocation :	94.48 %	

Project-wise Implementation Status of the project under Ministry of Textiles & Jute

Reporting Period: July 2012 To June 2013

RADP:2012-13

(Taka in Lakh)

SI No.	Ministry/Division Name Agency Name Project Code and Name		Project Cost	Target and Progress			Cumulative Progress upto Reporting Period		
				Financial		Physical (% of Total Project) A) Target B) Progress	Fin. Total PA (% of Projects Cost)	Physical Progress in %	
	Allocation	Expenditure							
	Implementation Period	Development Partner	A) Total B) Taka C) PA D) RPA	A) Total B) Taka C) PA D) RPA E) CDVAT	A) Total B) Taka C) PA D) RPA E) CDVAT	% of Allocation			
	1	2	3	4	5	6	7	8	9

Ministry of Textiles & Jute

Ministry's Own

735	4101-5140	Bangabandhu Textile Engineering College (BTEC).	11,373.58 11,373.58 0.00 0.00	3,800.00 3,800.00 0.00 0.00	3,799.96 3,799.96 0.00 0.00	100.00 % 100.00 % 0.00 % 0.00 %	33.41 % 33.41 % 73.67 % 0.00 %	8,379.21 0.00 73.67 % 0.00 %	80.00 %
1-Jul-06	to 30-Jun-14	Non-Donor Project						Taka Release : % of Allocation :	3,800.00 100.00 %
736	4101-5100	Upgradation of Pabna Textile Institute into Textile Engineering College	5,364.99 5,364.99 0.00 0.00	800.00 800.00 0.00 0.00	797.03 797.03 0.00 0.00	99.63 % 99.63 % 0.00 % 0.00 %	35.00 % 32.00 % 63.19 % 0.00 %	3,389.93 0.00 63.19 % 0.00 %	65.00 %
1-Jul-06	to 30-Jun-14	Non-Donor Project						Taka Release : % of Allocation :	800.00 100.00 %
737	4101-5150	Strengthening of Nitrated Textile Colleges and T.S.M.U for Development of Textile Sector.	1,884.32 340.00 1,544.32 0.00	286.00 0.00 286.00 0.00	316.05 0.00 316.05 0.00	110.51 % 0.00 % 110.51 % 0.00 %	55.00 % 55.00 % 64.42 % 78.60 %	1,213.83 1,213.83 64.42 % 78.60 %	64.00 %
1-Jul-10	to 30-Jun-15	EU						Taka Release : % of Allocation :	0.00 0.00 %

Project-wise Implementation Status of the project under Ministry of Textiles & Jute

Reporting Period: July 2012 To June 2013

RADP:2012-13

(Taka in Lakh)

SI No.	Ministry/Division Name Agency Name Project Code and Name		Project Cost A) Total B) Taka C) PA D) RPA	Target and Progress			Cumulative Progress upto Reporting Period		
				Financial		Physical (% of Total Project) A) Target B) Progress	Fin. Total PA (% of Projects Cost)	Physical Progress in %	
	Allocation	Expenditure							
	Implementation Period	Development Partner		A) Total B) Taka C) PA D) RPA E) CDVAT	A) Total B) Taka C) PA D) RPA E) CDVAT	% of Allocation			
	1	2	3	4	5	6	7	8	9

Executing Agency Total	18,622.89	4,886.00	4,913.04	100.55 %	Taka Release :	4,600.00
	17,078.57	4,600.00	4,596.99	99.93 %	% of Allocation :	100.00 %
	1,544.32	286.00	316.05	110.51 %		
	0.00	0.00	0.00	0.00 %		
		0.00	0.00	0.00 %		

Department of Textiles

738	4131-5020	Establishment of 10 Textile Vocational Institute.	7,306.00	1,321.00	1,312.93	99.39 %	22.00 %	5,899.48	84.00 %
			7,306.00	1,321.00	1,312.93	99.39 %	21.00 %	0.00	
			0.00	0.00	0.00	0.00 %		80.75 %	
			0.00	0.00	0.00	0.00 %		0.00 %	
1-Jan-06	to 30-Jun-14	Non-Donor Project							
				0.00	0.00	0.00 %		Taka Release :	1,321.00
								% of Allocation :	100.00 %
739	4131-5070	Upgradation of Joraganj Textile Institute into Textile Engineering College.	4,572.55	685.00	679.22	99.16 %	21.65 %	3,989.98	81.53 %
			4,572.55	685.00	679.22	99.16 %	18.72 %	0.00	
			0.00	0.00	0.00	0.00 %		87.26 %	
			0.00	0.00	0.00	0.00 %		0.00 %	
1-Jul-06	to 30-Jun-14	Non-Donor Project							
				0.00	0.00	0.00 %		Taka Release :	685.00
								% of Allocation :	100.00 %

Project-wise Implementation Status of the project under Ministry of Textiles & Jute

Reporting Period: July 2012 To June 2013

RADP:2012-13

(Taka in Lakh)

SI No.	Ministry/Division Name Agency Name Project Code and Name		Project Cost	Target and Progress			Cumulative Progress upto Reporting Period		
				Financial		Physical (% of Total Project) A) Target B) Progress	Fin. Total PA (% of Projects Cost)	Physical Progress in %	
	Allocation	Expenditure							
	Implementation Period	Development Partner	A) Total B) Taka C) PA D) RPA	A) Total B) Taka C) PA D) RPA E) CDVAT	A) Total B) Taka C) PA D) RPA E) CDVAT	% of Allocation			
	1	2	3	4	5	6	7	8	9
740	4131-5080 Up gradation of Barisal Textile Institute into Abdur Rab Serniabat Textile Engineering College .		10,548.00 10,548.00 0.00	2,200.00 2,200.00 0.00	2,199.90 2,199.90 0.00	100.00 % 100.00 % 0.00 %	20.86 % 20.86 % 0.00 %	2,586.46 0.00 24.52 % 0.00 %	24.52 %
	1-Jan-10 to 30-Jun-15	Non-Donor Project	0.00	0.00	0.00	0.00 %			
				0.00	0.00	0.00 %	Taka Release : % of Allocation :	2,200.00 100.00 %	
741	4131-5160 Establishment of 4 Textile Vocational Institute.		22,960.00 22,960.00 0.00	297.00 297.00 0.00	295.51 295.51 0.00	99.50 % 99.50 % 0.00 %	2.50 % 2.50 % 0.00 %	608.08 0.00 2.65 % 0.00 %	3.00 %
	1-Jul-10 to 30-Jun-15	Non-Donor Project	0.00	0.00	0.00	0.00 %			
				0.00	0.00	0.00 %	Taka Release : % of Allocation :	297.00 100.00 %	
742	4131-5150 Upgradation of Begumgonj Textile Institute into Textile Engineering College.		4,032.97 4,032.97 0.00	750.00 750.00 0.00	682.02 682.02 0.00	90.94 % 90.94 % 0.00 %	20.00 % 17.75 % 0.00 %	1,530.68 0.00 37.95 % 0.00 %	61.85 %
	1-Jul-10 to 30-Jun-15	Non-Donor Project	0.00	0.00	0.00	0.00 %			
				0.00	0.00	0.00 %	Taka Release : % of Allocation :	750.00 100.00 %	

Project-wise Implementation Status of the project under Ministry of Textiles & Jute

Reporting Period: July 2012 To June 2013

RADP:2012-13

(Taka in Lakh)

SI No.	Ministry/Division Name Agency Name Project Code and Name		Project Cost	Target and Progress			Cumulative Progress upto Reporting Period		
				Financial		Physical (% of Total Project) A) Target B) Progress	Fin. Total PA (% of Projects Cost)	Physical Progress in %	
	Allocation	Expenditure							
	Implementation Period	Development Partner	A) Total B) Taka C) PA D) RPA	A) Total B) Taka C) PA D) RPA E) CDVAT	A) Total B) Taka C) PA D) RPA E) CDVAT	% of Allocation			
	1	2	3	4	5	6	7	8	9
743	4131-5170	Construction of Jhenaidah Textile Engineering College.	8,400.00 8,400.00 0.00 0.00	375.00 375.00 0.00 0.00	370.96 370.96 0.00 0.00	98.92 % 98.92 % 0.00 % 0.00 %	4.41 % 4.41 % 6.05 % 0.00 %	508.46 0.00 6.05 % 0.00 %	6.05 %
1-Jul-11	to 30-Jun-15	Non-Donor Project						Taka Release : % of Allocation :	375.00 100.00 %
Executing Agency Total			57,819.52 57,819.52 0.00 0.00	5,628.00 5,628.00 0.00 0.00	5,540.54 5,540.54 0.00 0.00	98.45 % 98.45 % 0.00 % 0.00 %		Taka Release : % of Allocation :	5,628.00 100.00 %
Bangladesh Handloom Board									
744	4105-7020	Establishment of Fashion Design, Basic Centre and Training Centre for the Development of Handloom Cloth.	3,555.86 3,555.86 0.00 0.00	125.00 125.00 0.00 0.00	116.07 116.07 0.00 0.00	92.86 % 92.86 % 0.00 % 0.00 %	3.52 % 3.26 % 10.81 % 0.00 %	384.36 0.00 10.81 % 0.00 %	20.00 %
1-Jul-10	to 30-Jun-14	Non-Donor Project						Taka Release : % of Allocation :	125.00 100.00 %

Project-wise Implementation Status of the project under Ministry of Textiles & Jute

Reporting Period: July 2012 To June 2013

RADP:2012-13

(Taka in Lakh)

SI No.	Ministry/Division Name Agency Name Project Code and Name		Project Cost	Target and Progress			Cumulative Progress upto Reporting Period		
				Financial		Physical (% of Total Project) A) Target B) Progress	Fin. Total PA (% of Projects Cost)	Physical Progress in %	
	Allocation	Expenditure							
	Implementation Period	Development Partner	A) Total B) Taka C) PA D) RPA	A) Total B) Taka C) PA D) RPA E) CDVAT	A) Total B) Taka C) PA D) RPA E) CDVAT	% of Allocation			
	1	2	3	4	5	6	7	8	9

Executing Agency Total	3,555.86	125.00	116.07	92.86 %	Taka Release :	125.00
	3,555.86	125.00	116.07	92.86 %	% of Allocation :	100.00 %
	0.00	0.00	0.00	0.00 %		
	0.00	0.00	0.00	0.00 %		

Bangladesh Sericulture Board

745	4105-3238	Extension and Development of Sericulture in Public and Private Sector in Bangladesh.	3,000.00	460.00	454.66	98.84 %	15.33 %	2,219.98	75.00%
			3,000.00	460.00	454.66	98.84 %	15.15 %	0.00	
			0.00	0.00	0.00	0.00 %		74.00 %	
			0.00	0.00	0.00	0.00 %		0.00 %	
1-Jul-09	to 30-Jun-14	Non-Donor Project		0.00	0.00	0.00 %			
				0.00	0.00	0.00 %		Taka Release :	460.00
								% of Allocation :	100.00 %

Executing Agency Total	3,000.00	460.00	454.66	98.84 %	Taka Release :	460.00
	3,000.00	460.00	454.66	98.84 %	% of Allocation :	100.00 %
	0.00	0.00	0.00	0.00 %		
	0.00	0.00	0.00	0.00 %		

Bangladesh Sericulture Research and Training Institute (BSRTI)

Project-wise Implementation Status of the project under Ministry of Textiles & Jute

Reporting Period: July 2012 To June 2013

RADP:2012-13

(Taka in Lakh)

SI No.	Ministry/Division Name Agency Name Project Code and Name		Project Cost	Target and Progress			Cumulative Progress upto Reporting Period		
				Financial		Physical (% of Total Project) A) Target B) Progress	Fin. Total PA (% of Projects Cost)	Physical Progress in %	
	Allocation	Expenditure							
	Implementation Period	Development Partner	A) Total B) Taka C) PA D) RPA	A) Total B) Taka C) PA D) RPA E) CDVAT	A) Total B) Taka C) PA D) RPA E) CDVAT	% of Allocation			
	1	2	3	4	5	6	7	8	9
746	4105-7060	Development and Transfer of Sustainable Sericulture through Upgrading the Research and Training Capability of BSRTI	697.50 697.50 0.00	154.00 154.00 0.00	142.16 142.16 0.00	92.31 % 92.31 % 0.00 %	20.00 % 18.00 % 0.00 %	399.16 0.00 57.23 % 0.00 %	60.00 %
1-Jul-10	to 30-Jun-15	Non-Donor Project	0.00	0.00	0.00	0.00 %			
				0.00	0.00	0.00 %		Taka Release : 154.00 % of Allocation : 100.00 %	
		Executing Agency Total	697.50 697.50 0.00 0.00	154.00 154.00 0.00 0.00	142.16 142.16 0.00 0.00	92.31 % 92.31 % 0.00 % 0.00 %		Taka Release : 154.00 % of Allocation : 100.00 %	
Department of Jute									
747	4135-5010	HYV Jute and Seed Production and Improved Jute Rating Project.	16,903.03 16,903.03 0.00	3,504.00 3,504.00 0.00	3,321.90 3,321.90 0.00	94.80 % 94.80 % 0.00 %	5.00 % 4.50 % 0.00 %	5,010.95 0.00 29.65 % 0.00 %	25.00 %
1-Jul-11	to 30-Jun-16	Non-Donor Project	0.00	0.00	0.00	0.00 %			
				0.00	0.00	0.00 %		Taka Release : 3,504.00 % of Allocation : 100.00 %	

Project-wise Implementation Status of the project under Ministry of Textiles & Jute

Reporting Period: July 2012 To June 2013

RADP:2012-13

(Taka in Lakh)

SI No.	Ministry/Division Name Agency Name Project Code and Name		Project Cost	Target and Progress			Cumulative Progress upto Reporting Period		
				Financial		Physical (% of Total Project) A) Target B) Progress	Fin. Total PA (% of Projects Cost)	Physical Progress in %	
	Allocation	Expenditure							
	Implementation Period	Development Partner	A) Total B) Taka C) PA D) RPA	A) Total B) Taka C) PA D) RPA E) CDVAT	A) Total B) Taka C) PA D) RPA E) CDVAT	% of Allocation			
	1	2	3	4	5	6	7	8	9

Executing Agency Total	16,903.03	3,504.00	3,321.90	94.80 %	Taka Release : 3,504.00 % of Allocation : 100.00 %
	16,903.03	3,504.00	3,321.90	94.80 %	
	0.00	0.00	0.00	0.00 %	
	0.00	0.00	0.00	0.00 %	
	0.00	0.00	0.00	0.00 %	
Ministry Total	100,598.80	14,757.00	14,488.38	98.18 %	Taka Release : 14,471.00 % of Allocation : 100.00 %
	99,054.48	14,471.00	14,172.33	97.94 %	
	1,544.32	286.00	316.05	110.51 %	
	0.00	0.00	0.00	0.00 %	
	0.00	0.00	0.00	0.00 %	

Project-wise Implementation Status of the project under Energy and Mineral Resources Division

Reporting Period: July 2012 To June 2013

RADP:2012-13

(Taka in Lakh)

SI No.	Ministry/Division Name Agency Name Project Code and Name		Project Cost	Target and Progress			Cumulative Progress upto Reporting Period		
				Financial		Physical (% of Total Project) A) Target B) Progress	Fin. Total PA (% of Projects Cost)	Physical Progress in %	
	Allocation	Expenditure							
	Implementation Period	Development Partner	A) Total B) Taka C) PA D) RPA	A) Total B) Taka C) PA D) RPA E) CDVAT	A) Total B) Taka C) PA D) RPA E) CDVAT	% of Allocation			
	1	2	3	4	5	6	7	8	9

Energy and Mineral Resources Division

Ministry's Own

748	4201-5011	Strengthening of the Hydrocarbon Unit (2nd Phase).	4,424.50	670.00	597.10	89.12 %	15.14 %	2,608.32	72.44 %
			1,142.36	70.00	69.92	99.89 %	13.49 %	2,221.25	
			3,282.14	600.00	527.18	87.86 %		58.95 %	
			800.20	0.00	0.00	0.00 %		67.68 %	
1-Jan-06	to 31-Dec-13	ADB, NORAD, Norway		0.00	0.00	0.00 %			
				0.00	0.00	0.00 %			
								Taka Release :	70.00
								% of Allocation :	100.00 %

Executing Agency Total

4,424.50	670.00	597.10	89.12 %			Taka Release :	70.00
1,142.36	70.00	69.92	99.89 %			% of Allocation :	100.00 %
3,282.14	600.00	527.18	87.86 %				
800.20	0.00	0.00	0.00 %				
	0.00	0.00	0.00 %				

Geological Survey of Bangladesh

749	4245-5050	Strengthening the Research and Exploration Capabilities of GSB.	3,823.00	308.00	297.40	96.56 %	10.67 %	2,620.78	82.77 %
			3,823.00	308.00	297.40	96.56 %	7.77 %	0.00	
			0.00	0.00	0.00	0.00 %		68.55 %	
			0.00	0.00	0.00	0.00 %		0.00 %	
1-Jul-10	to 30-Jun-14	Non-Donor Project		0.00	0.00	0.00 %			
				0.00	0.00	0.00 %			
								Taka Release :	399.00
								% of Allocation :	129.55 %

Project-wise Implementation Status of the project under Energy and Mineral Resources Division

Reporting Period: July 2012 To June 2013

RADP:2012-13

(Taka in Lakh)

SI No.	Ministry/Division Name Agency Name Project Code and Name		Project Cost	Target and Progress			Cumulative Progress upto Reporting Period		
				Financial		Physical (% of Total Project) A) Target B) Progress	Fin. Total PA (% of Projects Cost)	Physical Progress in %	
	Allocation	Expenditure							
	Implementation Period	Development Partner	A) Total B) Taka C) PA D) RPA	A) Total B) Taka C) PA D) RPA E) CDVAT	A) Total B) Taka C) PA D) RPA E) CDVAT	% of Allocation			
	1	2	3	4	5	6	7	8	9

Executing Agency Total	3,823.00	308.00	297.40	96.56 %	Taka Release :	399.00
	3,823.00	308.00	297.40	96.56 %	% of Allocation :	129.55 %
	0.00	0.00	0.00	0.00 %		
	0.00	0.00	0.00	0.00 %		

Bangladesh Oil, Gas and Mineral Corporation

750	4205-5010	Mubarakpur Oil/Gas Exploration Well Drilling Project	8,926.00	1,000.00	968.66	96.87 %	12.17 %	3,266.05	35.91 %
			8,926.00	1,000.00	968.66	96.87 %	10.17 %	0.00	
			0.00	0.00	0.00	0.00 %		36.59 %	
			0.00	0.00	0.00	0.00 %		0.00 %	
1-Jan-06	to 30-Jun-13	Non-Donor Project		20.00	80.51	402.55 %	Taka Release :	1,017.50	
							% of Allocation :	101.75 %	
751	4205-5030	Installation of Compressor Station at Ashugonj and Elenga.	149,413.34	52,500.00	42,286.22	80.55 %	35.14 %	53,197.13	35.60 %
			57,501.13	6,300.00	10,493.81	166.57 %	28.30 %	42,240.41	
			91,912.21	46,200.00	31,792.41	68.81 %		35.60 %	
			0.00	0.00	0.00	0.00 %		45.96 %	
1-Jan-06	to 30-Sep-15	ADB		5,000.00	4,361.08	87.22 %	Taka Release :	6,300.00	
							% of Allocation :	100.00 %	

Project-wise Implementation Status of the project under Energy and Mineral Resources Division

Reporting Period: July 2012 To June 2013

RADP:2012-13

(Taka in Lakh)

SI No.	Ministry/Division Name Agency Name Project Code and Name		Project Cost	Target and Progress			Cumulative Progress upto Reporting Period		
				Financial		Physical (% of Total Project) A) Target B) Progress	Fin. Total PA (% of Projects Cost)	Physical Progress in %	
	Allocation	Expenditure							
	Implementation Period	Development Partner	A) Total B) Taka C) PA D) RPA	A) Total B) Taka C) PA D) RPA E) CDVAT	A) Total B) Taka C) PA D) RPA E) CDVAT	% of Allocation			
	1	2	3	4	5	6	7	8	9
752	4205-5040	Monohordi-Dhanua-Elanga-East Bank of Jamuna Bridge Gas Transmission Pipeline and Installation of Compressor at Ashugonj and Elanga Project.	44,545.72 17,390.77 27,154.95	745.00 420.00 325.00	718.09 429.40 288.69	96.39 % 102.24 % 88.83 %	0.89 % 0.86 %	39,076.19 23,754.69 87.72 % 87.48 %	46.82%
	1-Jan-06 to 30-Jun-14	ADB	0.00	0.00	0.00	0.00 %			
				0.00	0.00	0.00 %	Taka Release : % of Allocation :	420.00 100.00 %	
753	4205-5050	Appraisal of Gas Field (3-D Seismic) (Titas Bakhrabad, Sylhet, Kailashtila and Rashidpur)	16,440.00 8,340.00 8,100.00	552.00 0.00 552.00	361.49 361.49 0.00	65.49 % 0.00 % 0.00 %	9.29 % 9.29 %	13,062.43 6,310.27 79.46 % 77.90 %	94.29%
	1-Jan-06 to 31-Dec-12	ADB	0.00	0.00	0.00	0.00 %			
				0.00	0.00	0.00 %	Taka Release : % of Allocation :	0.00 0.00 %	
754	4205-7200	West Bank of Jamuna Bridge-Nalka, Hatikamrul-Iswardi-Bheramara Gas Transmission Pipeline Project.	72,685.12 28,604.85 44,080.27	2,194.00 494.00 1,700.00	3,307.70 1,221.86 2,085.84	150.76 % 247.34 % 122.70 %	3.02 % 5.26 %	54,365.39 32,924.28 74.80 % 74.69 %	93.75%
	1-Jul-06 to 30-Jun-14	ADB	0.00	0.00	0.00	0.00 %			
				0.00	563.90	0.00 %	Taka Release : % of Allocation :	439.50 88.97 %	

Project-wise Implementation Status of the project under Energy and Mineral Resources Division

Reporting Period: July 2012 To June 2013

RADP:2012-13

(Taka in Lakh)

SI No.	Ministry/Division Name Agency Name Project Code and Name		Project Cost A) Total B) Taka C) PA D) RPA	Target and Progress			Cumulative Progress upto Reporting Period		
				Financial		Physical (% of Total Project) A) Target B) Progress	Fin. Total PA (% of Projects Cost)	Physical Progress in %	
	Allocation	Expenditure							
1	2	3	4	5	6	7	8	9	
755	4205-7210	Bonapara-Rajshahi Gas Transmission Pipeline Project.	16,152.00 8,523.00 7,629.00	4,850.00 1,750.00 3,100.00	3,887.79 1,646.67 2,241.12	80.16 % 94.10 % 72.29 %	22.61 % 21.18 %	13,174.52 6,923.35 81.57 % 90.75 %	71.78 %
1-Jul-06 to 31-Dec-14	ADB		0.00	0.00	0.00	0.00 %			
				600.00	912.19	152.03 %	Taka Release : % of Allocation :	1,750.00 100.00 %	
756	4205-7230	Upgradation of Data Center of BAPEX .	1,340.00 227.00 1,113.00	96.00 25.00 71.00	83.85 20.06 63.79	87.34 % 80.24 % 89.85 %	7.16 % 6.25 %	1,295.11 1,130.01 96.65 % 101.53 %	96.64 %
1-Jul-06 to 30-Nov-13	ADB		0.00	0.00	0.00	0.00 %			
				0.00	0.00	0.00 %	Taka Release : % of Allocation :	23.75 95.00 %	
757	4205-7240	Gas Supply to Chandpur 150 M.W. Thermal Power Station.	8,319.00 8,319.00 0.00	3,200.00 3,200.00 0.00	3,196.24 3,196.24 0.00	99.88 % 99.88 % 0.00 %	38.47 % 38.42 %	10,898.26 0.00 131.00 % 0.00 %	92.58 %
31-Dec-10 to 30-Jun-13	Non-Donor Project		0.00	0.00	0.00	0.00 %			
				0.00	0.00	0.00 %	Taka Release : % of Allocation :	3,200.00 100.00 %	

Project-wise Implementation Status of the project under Energy and Mineral Resources Division

Reporting Period: July 2012 To June 2013

RADP:2012-13

(Taka in Lakh)

SI No.	Ministry/Division Name Agency Name Project Code and Name		Project Cost	Target and Progress			Cumulative Progress upto Reporting Period		
				Financial		Physical (% of Total Project) A) Target B) Progress	Fin. Total PA (% of Projects Cost)	Physical Progress in %	
	Allocation	Expenditure							
	Implementation Period	Development Partner	A) Total B) Taka C) PA D) RPA	A) Total B) Taka C) PA D) RPA E) CDVAT	A) Total B) Taka C) PA D) RPA E) CDVAT	% of Allocation			
	1	2	3	4	5	6	7	8	9
758	4205-7250	Bheramara-Khulna Gas Transmission Pipeline Project.	90,381.40 42,854.80 47,526.60	5,300.00 3,000.00 2,300.00	6,282.75 4,153.55 2,129.20	118.54 % 138.45 % 92.57 %	7.73 % 9.17 %	66,234.75 36,346.85 73.28 % 76.48 %	96.65 %
	1-Jul-07 to 30-Jun-14	ADB	0.00	0.00	0.00	0.00 %			
				200.00	142.93	71.47 %	Taka Release : % of Allocation :	1,150.00 38.33 %	
759	4205-7270	Kapasasia Oil/Gas Exploration Well Drilling Project.	7,017.00 7,017.00 0.00 0.00	74.00 74.00 0.00 0.00	60.66 60.66 0.00 0.00	81.98 % 81.98 % 0.00 % 0.00 %	1.05 % 0.86 %	4,107.32 0.00 58.53 % 0.00 %	59.39 %
	1-Sep-07 to 31-Dec-12	Non-Donor Project	0.00	0.00	0.00	0.00 %			
				0.00	0.00	0.00 %	Taka Release : % of Allocation :	73.63 99.50 %	
760	4205-7260	Bakhrabad-Siddhirganj Gas Transmission Pipeline Project.	80,000.00 28,866.50 51,133.50	19,500.00 5,500.00 14,000.00	21,897.14 8,178.65 13,718.49	112.29 % 148.70 % 97.99 %	24.38 % 27.37 %	37,796.22 23,216.75 47.25 % 45.40 %	47.24 %
	1-Jul-07 to 31-Dec-14	IDA	0.00	0.00	0.00	0.00 %			
				5,450.00	7,835.59	143.77 %	Taka Release : % of Allocation :	5,475.00 99.55 %	

Project-wise Implementation Status of the project under Energy and Mineral Resources Division

Reporting Period: July 2012 To June 2013

RADP:2012-13

(Taka in Lakh)

SI No.	Ministry/Division Name Agency Name Project Code and Name		Project Cost	Target and Progress			Cumulative Progress upto Reporting Period		
				Financial		Physical (% of Total Project) A) Target B) Progress	Fin. Total PA (% of Projects Cost)	Physical Progress in %	
	Allocation	Expenditure							
	Implementation Period	Development Partner	A) Total B) Taka C) PA D) RPA	A) Total B) Taka C) PA D) RPA E) CDVAT	A) Total B) Taka C) PA D) RPA E) CDVAT	% of Allocation			
	1	2	3	4	5	6	7	8	9
761	4205-5071 TA for Strengthening Planning and Management Capacity of EMRD and Petrobangla Group.		2,207.00 605.00 1,602.00 416.00	652.00 12.00 640.00 362.00 0.00	472.41 11.78 460.63 187.96 0.00	72.46 % 98.17 % 71.97 % 51.92 % 0.00 %	33.00 % 25.42 % 80.69 % 101.95 %	1,780.79 1,633.18 80.69 % 101.95 %	92.42 %
	1-Oct-07 to 31-Mar-13	IDB						Taka Release : 12.00 % of Allocation : 100.00 %	
762	4205-7280 Semutang Gas field Development Project.		6,869.00 6,869.00 0.00 0.00	2,047.00 2,047.00 0.00 0.00	1,980.80 1,980.80 0.00 0.00	96.77 % 96.77 % 0.00 % 0.00 %	29.80 % 31.84 % 91.10 % 0.00 %	6,257.80 0.00 91.10 % 0.00 %	99.57 %
	1-Jul-08 to 30-Jun-13	Non-Donor Project						Taka Release : 2,046.96 % of Allocation : 100.00 %	
763	4205-5070 Exploration and Production Capacity Building of BAPEX.		32,280.00 32,280.00 0.00 0.00	3,108.00 3,108.00 0.00 0.00	2,459.27 2,459.27 0.00 0.00	79.13 % 79.13 % 0.00 % 0.00 %	9.82 % 6.25 % 91.35 % 0.00 %	29,486.27 0.00 91.35 % 0.00 %	97.25 %
	1-Jul-08 to 30-Jun-13	Non-Donor Project						Taka Release : 2,591.00 % of Allocation : 83.37 %	

Project-wise Implementation Status of the project under Energy and Mineral Resources Division

Reporting Period: July 2012 To June 2013

RADP:2012-13

(Taka in Lakh)

SI No.	Ministry/Division Name Agency Name Project Code and Name		Project Cost	Target and Progress			Cumulative Progress upto Reporting Period		
				Financial		Physical (% of Total Project) A) Target B) Progress	Fin. Total PA (% of Projects Cost)	Physical Progress in %	
	Allocation	Expenditure							
	Implementation Period	Development Partner	A) Total B) Taka C) PA D) RPA	A) Total B) Taka C) PA D) RPA E) CDVAT	A) Total B) Taka C) PA D) RPA E) CDVAT	% of Allocation			
	1	2	3	4	5	6	7	8	9
764	4205-9192	Srikail Oil/Gas Exploration Well Drilling Project (Well#2).	8,112.00 8,112.00 0.00 0.00	1,600.00 1,600.00 0.00 0.00	1,572.46 1,572.46 0.00 0.00	98.28 % 98.28 % 0.00 % 0.00 %	25.11 % 19.38 % 0.00 % 0.00 %	5,104.46 0.00 62.92 % 0.00 %	62.92 %
	1-Jul-08 to 30-Jun-13	Non-Donor Project		50.00	50.00	100.00 %	Taka Release : % of Allocation :	2,037.00 127.31 %	
765	4205-9199	Gas Seepage Control and Appraisal & Development of Tital Gas Field.	100,000.00 19,000.00 81,000.00 0.00	186.00 135.00 51.00 0.00	175.63 125.10 50.53 0.00	94.42 % 92.67 % 99.08 % 0.00 %	6.00 % 6.00 % 0.00 % 0.00 %	734.55 459.06 0.73 % 0.57 %	8.10 %
	1-Jan-10 to 30-Jun-14	ADB		0.00	0.00	0.00 %	Taka Release : % of Allocation :	175.00 129.63 %	
766	4205-9204	Supply Efficiency Improvement of Titas Gas Transmission and Distribution Company Limited (TGTDCCL).	6,328.00 2,082.00 4,246.00 0.00	249.00 120.00 129.00 0.00	99.52 99.52 0.00 0.00	39.97 % 82.94 % 0.00 % 0.00 %	4.44 % 1.57 % 0.00 % 0.00 %	492.37 223.75 7.78 % 5.27 %	7.78 %
	1-Jan-10 to 30-Jun-15	ADB		0.00	0.00	0.00 %	Taka Release : % of Allocation :	114.00 95.00 %	

Project-wise Implementation Status of the project under Energy and Mineral Resources Division

Reporting Period: July 2012 To June 2013

RADP:2012-13

(Taka in Lakh)

SI No.	Ministry/Division Name Agency Name Project Code and Name		Project Cost	Target and Progress			Cumulative Progress upto Reporting Period		
				Financial		Physical (% of Total Project) A) Target B) Progress	Fin. Total PA (% of Projects Cost)	Physical Progress in %	
	Allocation	Expenditure							
	Implementation Period	Development Partner	A) Total B) Taka C) PA D) RPA	A) Total B) Taka C) PA D) RPA E) CDVAT	A) Total B) Taka C) PA D) RPA E) CDVAT	% of Allocation			
	1	2	3	4	5	6	7	8	9
767	4205-9203	Southwest Region Gas Distribution Network Project.	53,054.00 25,054.00 28,000.00	4,200.00 200.00 4,000.00	13,739.12 333.12 13,406.00	327.12 % 166.56 % 335.15 %	8.58 % 22.89 %	14,032.49 13,406.00 26.45 % 47.88 %	23.44 %
	1-Jan-10 to 30-Jun-14	ADB	0.00	0.00 0.00	0.09 0.00	0.00 % 0.00 %		Taka Release : 150.00 % of Allocation : 75.00 %	
768	4205-9205	Gas Transmission Capacity Expansion Ashuganj to Bakhrabad.	74,338.00 74,338.00 0.00 0.00	8,500.00 8,500.00 0.00 0.00	27,320.79 27,320.79 0.00 0.00	321.42 % 321.42 % 0.00 % 0.00 %	11.43 % 36.75 %	27,599.64 0.00 37.13 % 0.00 %	37.13 %
	1-Jan-10 to 30-Jun-15	Non-Donor Project	0.00	0.00 7,000.00	0.00 6,246.33	0.00 % 89.23 %		Taka Release : 8,210.00 % of Allocation : 96.59 %	
769	4205-7300	Augmentation of Gas Production Under Fast Track Programme (Digging of 5 Well and Workover of 1 Well under "BGFL" & "SGFL" Part).	122,420.00 122,420.00 0.00 0.00	14,657.00 14,657.00 0.00 0.00	16,673.13 16,673.13 0.00 0.00	113.76 % 113.76 % 0.00 % 0.00 %	21.09 % 21.09 %	17,590.87 0.00 14.37 % 0.00 %	40.21 %
	1-Jul-10 to 30-Jun-14	Non-Donor Project	0.00	0.00 0.00	0.00 0.00	0.00 % 0.00 %		Taka Release : 8,430.01 % of Allocation : 57.52 %	

Project-wise Implementation Status of the project under Energy and Mineral Resources Division

Reporting Period: July 2012 To June 2013

RADP:2012-13

(Taka in Lakh)

SI No.	Ministry/Division Name Agency Name Project Code and Name		Project Cost	Target and Progress			Cumulative Progress upto Reporting Period		
				Financial		Physical (% of Total Project) A) Target B) Progress	Fin. Total PA (% of Projects Cost)	Physical Progress in %	
	Allocation	Expenditure							
1	2	3	4	5	6	7	8	9	
770	4205-7400	2D SEISMIC SURVEY UNDER FAST TRACK PROGRAMME.	23,028.00	1.00	0.00	0.00 %	1.00 %	172.10	0.00 %
			3,556.00	1.00	0.00	0.00 %	0.00 %	0.00	
			19,472.00	0.00	0.00	0.00 %		0.75 %	
			0.00	0.00	0.00	0.00 %		0.00 %	
1-Jul-10	to 30-Jun-13	Non-Donor Project	0.00	0.00	0.00	0.00 %			
				0.00	0.00	0.00 %			
							Taka Release :	0.00	
							% of Allocation :	0.00 %	
771	4205-7500	Salda # 3,4 & Fenchugonj # 4,5 Gas Field's Development Project.	30,564.00	2,100.00	2,098.67	99.94 %	7.20 %	15,259.07	49.93 %
			30,564.00	2,100.00	2,098.67	99.94 %	6.87 %	0.00	
			0.00	0.00	0.00	0.00 %		49.92 %	
			0.00	0.00	0.00	0.00 %		0.00 %	
1-Jul-10	to 31-Dec-15	Non-Donor Project	0.00	0.00	0.00	0.00 %			
				0.00	0.00	0.00 %			
							Taka Release :	2,200.00	
							% of Allocation :	104.76 %	
772	4205-7016	Sylhet Gas Transmission Network Upgradation Project.	9,075.00	2,500.00	2,500.00	100.00 %	28.64 %	2,597.61	29.64 %
			9,075.00	2,500.00	2,500.00	100.00 %	28.64 %	0.00	
			0.00	0.00	0.00	0.00 %		28.62 %	
			0.00	0.00	0.00	0.00 %		0.00 %	
1-Jul-10	to 31-Dec-14	Non-Donor Project	0.00	0.00	0.00	0.00 %			
				600.00	600.00	100.00 %			
							Taka Release :	2,500.00	
							% of Allocation :	100.00 %	

Project-wise Implementation Status of the project under Energy and Mineral Resources Division

Reporting Period: July 2012 To June 2013

RADP:2012-13

(Taka in Lakh)

SI No.	Ministry/Division Name Agency Name Project Code and Name		Project Cost	Target and Progress			Cumulative Progress upto Reporting Period		
				Financial		Physical (% of Total Project) A) Target B) Progress	Fin. Total PA (% of Projects Cost)	Physical Progress in %	
	Allocation	Expenditure							
	Implementation Period	Development Partner	A) Total B) Taka C) PA D) RPA	A) Total B) Taka C) PA D) RPA E) CDVAT	A) Total B) Taka C) PA D) RPA E) CDVAT	% of Allocation			
	1	2	3	4	5	6	7	8	9
773	4205-0001	Installation of 2nd MSTE Plant at Kailashtila Gas Field (Revised).	14,040.00 14,040.00 0.00 0.00	0.00 0.00 0.00 0.00	0.00 0.00 0.00 0.00	0.00 % 0.00 % 0.00 % 0.00 %	0.00 % 0.00 % 2.58 % 0.00 %	361.60 0.00 2.58 % 0.00 %	27.58%
	1-Jan-04 to 31-Dec-12	Non-Donor Project	0.00	0.00	0.00	0.00 %			
				0.00	0.00	0.00 %	Taka Release : % of Allocation :	0.00 0.00 %	
774	4205-0002	Re-development of Bakhrabad Gas Field.	12,750.00 12,750.00 0.00 0.00	2,850.00 2,850.00 0.00 0.00	2,579.50 2,579.50 0.00 0.00	90.51 % 90.51 % 0.00 % 0.00 %	9.89 % 11.13 % 0.00 % 0.00 %	8,722.31 0.00 68.41 % 0.00 %	79.85%
	1-Jul-06 to 31-Dec-13	Non-Donor Project	0.00	0.00	0.00	0.00 %			
				0.00	0.00	0.00 %	Taka Release : % of Allocation :	0.00 0.00 %	
775	4205-0003	Digging of a New Well at Titas Gas Field with Process Plant (Well No. 17 & 18).	30,000.00 30,000.00 0.00 0.00	9,400.00 9,400.00 0.00 0.00	6,841.60 6,841.60 0.00 0.00	72.78 % 72.78 % 0.00 % 0.00 %	55.47 % 51.48 % 0.00 % 0.00 %	16,968.85 0.00 56.56 % 0.00 %	96.00%
	1-Jul-07 to 31-Dec-13	Non-Donor Project	0.00	0.00	0.00	0.00 %			
				0.00	0.00	0.00 %	Taka Release : % of Allocation :	0.00 0.00 %	

Project-wise Implementation Status of the project under Energy and Mineral Resources Division

Reporting Period: July 2012 To June 2013

RADP:2012-13

(Taka in Lakh)

SI No.	Ministry/Division Name Agency Name Project Code and Name		Project Cost	Target and Progress			Cumulative Progress upto Reporting Period		
				Financial		Physical (% of Total Project) A) Target B) Progress	Fin. Total PA (% of Projects Cost)	Physical Progress in %	
	Allocation	Expenditure							
	Implementation Period	Development Partner	A) Total B) Taka C) PA D) RPA	A) Total B) Taka C) PA D) RPA E) CDVAT	A) Total B) Taka C) PA D) RPA E) CDVAT	% of Allocation			
	1	2	3	4	5	6	7	8	9
776	4205-0004	Construction of BAPEX Building.	5,660.00 5,660.00 0.00 0.00	2,800.00 2,800.00 0.00 0.00	2,092.00 2,092.00 0.00 0.00	74.71 % 74.71 % 0.00 % 0.00 %	49.46 % 36.98 % 86.96 % 0.00 %	4,922.10 0.00 86.96 % 0.00 %	86.98 %
	1-Jul-08 to 30-Jun-13	Non-Donor Project	0.00	0.00	0.00	0.00 %			
				0.00	0.00	0.00 %	Taka Release : % of Allocation :	0.00 0.00 %	
777	4205-0005	Construction of 24 Inches Diametered of 8 K.M. Pipe Line upto Titas (Location-7) AB Gas Transmission Pipe Line.	6,427.49 6,427.49 0.00 0.00	909.00 909.00 0.00 0.00	0.00 0.00 0.00 0.00	0.00 % 0.00 % 0.00 % 0.00 %	14.14 % 0.00 % 113.21 % 0.00 %	7,276.70 0.00 113.21 % 0.00 %	113.21 %
	1-Jul-09 to 31-Dec-12	Non-Donor Project	0.00	0.00	0.00	0.00 %			
				0.00	0.00	0.00 %	Taka Release : % of Allocation :	0.00 0.00 %	
778	4205-0006	Bibiana-Dhanua Gas Transmission Pipe Line Project.	181,263.35 181,263.35 0.00 0.00	163,124.00 163,124.00 0.00 0.00	93,642.36 93,642.36 0.00 0.00	57.41 % 57.41 % 0.00 % 0.00 %	89.10 % 51.66 % 61.65 % 0.00 %	111,757.06 0.00 61.65 % 0.00 %	61.67 %
	1-Apr-11 to 30-Jun-15	Non-Donor Project	0.00	0.00	0.00	0.00 %			
				0.00	0.00	0.00 %	Taka Release : % of Allocation :	0.00 0.00 %	

Project-wise Implementation Status of the project under Energy and Mineral Resources Division

Reporting Period: July 2012 To June 2013

RADP:2012-13

(Taka in Lakh)

SI No.	Ministry/Division Name Agency Name Project Code and Name		Project Cost	Target and Progress			Cumulative Progress upto Reporting Period		
				Financial		Physical (% of Total Project) A) Target B) Progress	Fin. Total PA (% of Projects Cost)	Physical Progress in %	
	Allocation	Expenditure							
	Implementation Period	Development Partner	A) Total B) Taka C) PA D) RPA	A) Total B) Taka C) PA D) RPA E) CDVAT	A) Total B) Taka C) PA D) RPA E) CDVAT	% of Allocation			
	1	2	3	4	5	6	7	8	9
779	4205-0007	2nd Time Workover of Kailashtila 4 No. Well.	2,688.00 2,688.00 0.00 0.00	1,063.00 1,063.00 0.00 0.00	919.07 919.07 0.00 0.00	86.46 % 86.46 % 0.00 % 0.00 %	60.00 % 60.00 % 0.00 % 0.00 %	1,854.16 0.00 68.98 % 0.00 %	100.00 %
	1-Dec-11 to 31-Dec-12	Non-Donor Project	0.00	0.00	0.00	0.00 %			
				0.00	0.00	0.00 %	Taka Release : % of Allocation :	0.00 0.00 %	
780	4205-0008	Installation of Daily 5000 Barrel Capacity Condenset Frackshnaton Plant with Catalytic Reforming Unit at Rashidpur.	61,222.00 61,222.00 0.00 0.00	261.00 261.00 0.00 0.00	30.80 30.80 0.00 0.00	11.80 % 11.80 % 0.00 % 0.00 %	0.48 % 6.43 % 0.00 % 0.00 %	30.80 0.00 0.05 % 0.00 %	6.43 %
	1-Jul-12 to 30-Jun-15	Non-Donor Project	0.00	0.00	0.00	0.00 %			
				0.00	0.00	0.00 %	Taka Release : % of Allocation :	0.00 0.00 %	
781	4205-0009	Installation of 1500 Barrel Capacity Catalytic Reforming Unit to in order to Convert Petrol into Octen.	15,200.00 15,200.00 0.00 0.00	174.00 174.00 0.00 0.00	16.79 16.79 0.00 0.00	9.65 % 9.65 % 0.00 % 0.00 %	1.45 % 0.11 % 0.00 % 0.00 %	16.79 0.00 0.11 % 0.00 %	0.11 %
	1-Mar-12 to 30-Jun-15	Non-Donor Project	0.00	0.00	0.00	0.00 %			
				0.00	0.00	0.00 %	Taka Release : % of Allocation :	0.00 0.00 %	

Project-wise Implementation Status of the project under Energy and Mineral Resources Division

Reporting Period: July 2012 To June 2013

RADP:2012-13

(Taka in Lakh)

SI No.	Ministry/Division Name Agency Name Project Code and Name		Project Cost	Target and Progress			Cumulative Progress upto Reporting Period		
				Financial		Physical (% of Total Project) A) Target B) Progress	Fin. Total PA (% of Projects Cost)	Physical Progress in %	
	Allocation	Expenditure							
	Implementation Period	Development Partner	A) Total B) Taka C) PA D) RPA	A) Total B) Taka C) PA D) RPA E) CDVAT	A) Total B) Taka C) PA D) RPA E) CDVAT	% of Allocation			
	1	2	3	4	5	6	7	8	9
782	4205-0010	Construction of 6 Storage Tank at Rashidpur Condenset Frackshnaton Plant (RCFP).	2,131.00 2,131.00 0.00 0.00	31.00 31.00 0.00 0.00	0.95 0.95 0.00 0.00	3.06 % 3.06 % 0.00 % 0.00 %	1.45 % 0.14 %	0.95 0.00 0.04 % 0.00 %	0.14 %
	1-Sep-12 to 31-Dec-14	Non-Donor Project						Taka Release : % of Allocation :	0.00 0.00 %
783	4205-0011	Installation of a Daily 3*1250 Barrel Capacity Condenset Frackshnaton Plant (RCFP) at Rashidpur Gas Field.	15,855.50 15,855.50 0.00 0.00	987.00 987.00 0.00 0.00	986.49 986.49 0.00 0.00	99.95 % 99.95 % 0.00 % 0.00 %	6.22 % 6.22 %	10,867.73 0.00 68.54 % 0.00 %	100.00 %
	1-Jan-06 to 31-Dec-12	Non-Donor Project						Taka Release : % of Allocation :	0.00 0.00 %
784	4205-0012	Construction of a Gas Transmission Pipe Line from Shrikail Gas Field (Location-2) upto AB Pipe line.	1,354.00 1,354.00 0.00 0.00	1,354.00 1,354.00 0.00 0.00	0.00 0.00 0.00 0.00	0.00 % 0.00 % 0.00 % 0.00 %	100.00 % 0.00 %	0.00 0.00 0.00 % 0.00 %	0.00 %
	1-Jan-12 to 30-Jun-14	Non-Donor Project						Taka Release : % of Allocation :	0.00 0.00 %

Project-wise Implementation Status of the project under Energy and Mineral Resources Division

Reporting Period: July 2012 To June 2013

RADP:2012-13

(Taka in Lakh)

SI No.	Ministry/Division Name Agency Name Project Code and Name		Project Cost	Target and Progress			Cumulative Progress upto Reporting Period		
				Financial		Physical (% of Total Project) A) Target B) Progress	Fin. Total PA (% of Projects Cost)	Physical Progress in %	
				Allocation	Expenditure				
1	2	3	4	5	6	7	8	9	
785	4205-0013	Drilling of one appraisal oil well/development gas well (Kailashtilla-7) at Kailashtilla Structure.	22,050.00 22,050.00 0.00	5,725.72 5,725.72 0.00	6,698.95 6,698.95 0.00	117.00 % 117.00 % 0.00 %	25.97 % 30.38 % 0.00 %	13,397.90 0.00 60.76 % 0.00 %	60.76%
1-Sep-12 to 30-Jun-14	Non-Donor Project		0.00	0.00	0.00	0.00 %			
				0.00	0.00	0.00 %	Taka Release : % of Allocation :	0.00 0.00 %	
786	4205-0022	Procurement of 1500 HP Rig.	21,178.00 21,178.00 0.00	188.00 188.00 0.00	186.00 186.00 0.00	98.94 % 98.94 % 0.00 %	0.87 % 0.88 % 0.00 %	186.00 0.00 0.88 % 0.00 %	0.88%
1-Jul-12 to 31-Dec-13	Non-Donor Project		0.00	0.00	0.00	0.00 %			
				0.00	0.00	0.00 %	Taka Release : % of Allocation :	0.00 0.00 %	
787	4205-0023	Sunetra Oil/Gas Exploratory Well Drilling Project.	8,025.00 8,025.00 0.00	6,644.00 6,644.00 0.00	6,056.69 6,056.69 0.00	91.16 % 91.16 % 0.00 %	25.00 % 10.77 % 0.00 %	6,056.69 0.00 75.47 % 0.00 %	10.77%
1-Jan-11 to 30-Jun-13	Non-Donor Project		0.00	0.00	0.00	0.00 %			
				0.00	0.00	0.00 %	Taka Release : % of Allocation :	0.00 0.00 %	

Project-wise Implementation Status of the project under Energy and Mineral Resources Division

Reporting Period: July 2012 To June 2013

RADP:2012-13

(Taka in Lakh)

SI No.	Ministry/Division Name Agency Name Project Code and Name		Project Cost	Target and Progress			Cumulative Progress upto Reporting Period		
				Financial		Physical (% of Total Project) A) Target B) Progress	Fin. Total PA (% of Projects Cost)	Physical Progress in %	
	Allocation	Expenditure							
	Implementation Period	Development Partner	A) Total B) Taka C) PA D) RPA	A) Total B) Taka C) PA D) RPA E) CDVAT	A) Total B) Taka C) PA D) RPA E) CDVAT	% of Allocation			
	1	2	3	4	5	6	7	8	9
788	4205-0024	Drilling of 5 (five) Wells of BAPEX.	101,397.00	28,520.00	9,096.06	31.89 %	28.12 %	9,096.06	8.97 %
			101,397.00	28,520.00	9,096.06	31.89 %	8.97 %	0.00	
			0.00	0.00	0.00	0.00 %		8.97 %	
			0.00	0.00	0.00	0.00 %		0.00 %	
	1-Mar-12 to 28-Feb-14	Non-Donor Project	0.00	0.00	0.00	0.00 %			
				0.00	0.00	0.00 %		Taka Release : 0.00	
								% of Allocation : 0.00 %	
789	4205-0031	Digging of Rupgonj Gas Field.	9,700.00	1,429.00	1,218.43	85.26 %	14.73 %	1,218.43	12.56 %
			9,700.00	1,429.00	1,218.43	85.26 %	12.56 %	0.00	
			0.00	0.00	0.00	0.00 %		12.56 %	
			0.00	0.00	0.00	0.00 %		0.00 %	
	1-Jul-12 to 30-Jun-14	Non-Donor Project	0.00	0.00	0.00	0.00 %			
				0.00	0.00	0.00 %		Taka Release : 0.00	
								% of Allocation : 0.00 %	
Executing Agency Total			1,474,435.92	355,270.72	282,508.09	79.52 %		Taka Release : 48,315.35	
			1,061,466.39	282,202.72	216,271.39	76.64 %		% of Allocation : 17.12 %	
			412,969.53	73,068.00	66,236.70	90.65 %			
			416.00	362.00	188.05	51.95 %			
				19,035.00	20,803.91	109.29 %			

Bangladesh Petroleum Corporation (BPC)

Project-wise Implementation Status of the project under Energy and Mineral Resources Division

Reporting Period: July 2012 To June 2013

RADP:2012-13

(Taka in Lakh)

SI No.	Ministry/Division Name Agency Name Project Code and Name		Project Cost	Target and Progress			Cumulative Progress upto Reporting Period		
				Financial		Physical (% of Total Project) A) Target B) Progress	Fin. Total PA (% of Projects Cost)	Physical Progress in %	
	Allocation	Expenditure							
	Implementation Period	Development Partner	A) Total B) Taka C) PA D) RPA	A) Total B) Taka C) PA D) RPA E) CDVAT	A) Total B) Taka C) PA D) RPA E) CDVAT	% of Allocation			
	1	2	3	4	5	6	7	8	9
790	4205-9216	Installation of Single Point Mooring.	97,983.32	2,697.00	2,671.81	99.07 %	2.83 %	3,496.28	3.60 %
			4,987.32	1.00	11.82	1,181.56 %	2.80 %	3,386.05	
			92,996.00	2,696.00	2,659.99	98.66 %		3.57 %	
	1-Mar-10 to 31-Dec-12	IDA	0.00	0.00	0.00	0.00 %		3.64 %	
				0.00	0.00	0.00 %	Taka Release : 0.00		
							% of Allocation : 0.00 %		
791	4205-9217	Technical Assistance to Review the Approach for Increasing the Efficiency of Gas Utilization in Certain Major Users.	453.00	229.00	136.55	59.63 %	41.23 %	191.89	45.47 %
			453.00	229.00	136.55	59.63 %	32.36 %	0.00	
			0.00	0.00	0.00	0.00 %		42.36 %	
	1-Jan-11 to 30-Jun-14	Non-Donor Project	0.00	0.00	0.00	0.00 %		0.00 %	
				0.00	0.00	0.00 %	Taka Release : 142.00		
							% of Allocation : 62.01 %		
792	4205-7650	Construction of Aviation Refueling Facilities at Osmani International Airport.	5,315.00	1,500.00	1,531.53	102.10 %	73.89 %	1,969.13	40.47 %
			5,315.00	1,500.00	1,531.53	102.10 %	29.92 %	0.00	
			0.00	0.00	0.00	0.00 %		37.05 %	
	1-Jul-10 to 30-Jun-14	Non-Donor Project	0.00	0.00	0.00	0.00 %		0.00 %	
				400.00	277.83	69.46 %	Taka Release : 1,377.84		
							% of Allocation : 91.86 %		

Project-wise Implementation Status of the project under Energy and Mineral Resources Division

Reporting Period: July 2012 To June 2013

RADP:2012-13

(Taka in Lakh)

SI No.	Ministry/Division Name Agency Name Project Code and Name		Project Cost	Target and Progress			Cumulative Progress upto Reporting Period		
				Financial		Physical (% of Total Project) A) Target B) Progress	Fin. Total PA (% of Projects Cost)	Physical Progress in %	
	Allocation	Expenditure							
	Implementation Period	Development Partner	A) Total B) Taka C) PA D) RPA	A) Total B) Taka C) PA D) RPA E) CDVAT	A) Total B) Taka C) PA D) RPA E) CDVAT	% of Allocation			
	1	2	3	4	5	6	7	8	9
793	4205-7660	Construction of M.S. Storage Tank at Eastern Ltd.	2,150.00 748.00 1,402.00 0.00	150.00 150.00 0.00 0.00	85.60 85.60 0.00 0.00	57.07 % 57.07 % 0.00 % 0.00 %	32.00 % 3.63 % 0.00 % 0.00 %	176.59 0.00 8.21 % 0.00 %	12.26%
	1-Jul-09 to 31-Dec-13	Non-Donor Project						Taka Release : 755.00 % of Allocation : 503.33 %	
794	4205-5011	Augmentation of Hydrant Systems for the Supply of Biman Fuel (Jet-A1) at Hazrat Shahjalal International Airport, Dhaka.	5,366.00 5,366.00 0.00 0.00	400.00 400.00 0.00 0.00	400.00 400.00 0.00 0.00	100.00 % 100.00 % 0.00 % 0.00 %	10.00 % 10.00 % 0.00 % 0.00 %	400.00 0.00 7.45 % 0.00 %	10.00%
	1-Jul-11 to 31-Dec-14	Non-Donor Project						Taka Release : 400.00 % of Allocation : 100.00 %	
795	4205-5013	Construction of 10 Thousand Metric Ton Holding Capacity 3 Fuel Tank in the Main Installation Situated in Chittagong.	2,746.28 2,746.28 0.00 0.00	318.00 318.00 0.00 0.00	979.77 979.77 0.00 0.00	308.10 % 308.10 % 0.00 % 0.00 %	17.59 % 35.68 % 0.00 % 0.00 %	982.91 0.00 35.79 % 0.00 %	35.79%
	1-Jan-12 to 31-Dec-13	Non-Donor Project						Taka Release : 318.00 % of Allocation : 100.00 %	

Project-wise Implementation Status of the project under Energy and Mineral Resources Division

Reporting Period: July 2012 To June 2013

RADP:2012-13

(Taka in Lakh)

SI No.	Ministry/Division Name Agency Name Project Code and Name		Project Cost	Target and Progress			Cumulative Progress upto Reporting Period		
				Financial		Physical (% of Total Project) A) Target B) Progress	Fin. Total PA (% of Projects Cost)	Physical Progress in %	
	Allocation	Expenditure							
	Implementation Period	Development Partner	A) Total B) Taka C) PA D) RPA	A) Total B) Taka C) PA D) RPA E) CDVAT	A) Total B) Taka C) PA D) RPA E) CDVAT	% of Allocation			
	1	2	3	4	5	6	7	8	9
796	4205-5015	Construction of Two 7000 Metric Ton Jet-A-1 and (7000+8000) Metric Ton HSD Holding Capacity Fuel Tank Godnyle Depot of Narayangonj.	2,638.00 2,638.00 0.00 0.00	383.00 383.00 0.00 0.00	500.00 500.00 0.00 0.00	130.55 % 130.55 % 0.00 % 0.00 %	14.51 % 18.95 % 0.00 % 0.00 %	500.00 0.00 18.95 % 0.00 %	18.95 %
	1-Jan-12 to 31-Dec-13	Non-Donor Project						Taka Release : % of Allocation :	383.00 100.00 %
797	4205-5014	Construction of 3 10000 Metric Tons Holding Capacity Fuel Tank at Bhagabari of Sirajgonj.	4,041.00 4,041.00 0.00 0.00	774.00 774.00 0.00 0.00	2,725.00 2,725.00 0.00 0.00	352.07 % 352.07 % 0.00 % 0.00 %	29.89 % 68.00 % 0.00 % 0.00 %	2,725.00 0.00 67.43 % 0.00 %	68.00 %
	1-Jan-11 to 30-Jun-13	Non-Donor Project						Taka Release : % of Allocation :	774.00 100.00 %
798	4205-5012	Construction of 3 Thirteen Thousand Metric Tons Holding Capacity Fuel Oil Tank at Eastern Refinery Ltd. in Chittagong.	4,658.00 4,658.00 0.00 0.00	267.00 267.00 0.00 0.00	758.95 758.95 0.00 0.00	284.25 % 284.25 % 0.00 % 0.00 %	5.42 % 15.40 % 0.00 % 0.00 %	1,484.97 0.00 31.88 % 0.00 %	15.40 %
	1-Jul-12 to 28-Feb-15	Non-Donor Project						Taka Release : % of Allocation :	267.00 100.00 %

Project-wise Implementation Status of the project under Energy and Mineral Resources Division

Reporting Period: July 2012 To June 2013

RADP:2012-13

(Taka in Lakh)

SI No.	Ministry/Division Name Agency Name Project Code and Name		Project Cost	Target and Progress			Cumulative Progress upto Reporting Period		
				Financial		Physical (% of Total Project) A) Target B) Progress	Fin. Total PA (% of Projects Cost)	Physical Progress in %	
	Allocation	Expenditure							
	Implementation Period	Development Partner	A) Total B) Taka C) PA D) RPA	A) Total B) Taka C) PA D) RPA E) CDVAT	A) Total B) Taka C) PA D) RPA E) CDVAT	% of Allocation			
	1	2	3	4	5	6	7	8	9
799	4205-0015	Construction of Mongla Oil Installation.	17,925.00 17,925.00 0.00 0.00	5,470.00 5,470.00 0.00 0.00	0.00 0.00 0.00 0.00	0.00 % 0.00 % 0.00 % 0.00 %	30.50 % 0.00 % 0.00 % 0.00 %	0.00 0.00 0.00 % 0.00 %	0.00 % 0.00 % 0.00 % 0.00 %
	1-Jul-11 to 30-Jun-14	Non-Donor Project	0.00	0.00	0.00	0.00 %			
				0.00	0.00	0.00 %	Taka Release : % of Allocation :	0.00 0.00 %	0.00 0.00 %
800	4205-0016	Development and Land Construction of 3*2500 Metric Ton ZA-1 Storage Tank of Development Land at Kurmitola Aviation.	1,089.00 1,089.00 0.00 0.00	1,089.00 1,089.00 0.00 0.00	0.00 0.00 0.00 0.00	0.00 % 0.00 % 0.00 % 0.00 %	0.00 % 0.00 % 0.00 % 0.00 %	0.00 0.00 0.00 % 0.00 %	0.00 % 0.00 % 0.00 % 0.00 %
	1-Jul-11 to 31-Dec-14	Non-Donor Project	0.00	0.00	0.00	0.00 %			
				0.00	0.00	0.00 %	Taka Release : % of Allocation :	0.00 0.00 %	0.00 0.00 %
801	4205-0014	LPG Import, Storage and Bottling Plant at Mongla.	21,047.00 21,047.00 0.00 0.00	2,438.00 2,438.00 0.00 0.00	61.50 61.50 0.00 0.00	2.52 % 2.52 % 0.00 % 0.00 %	11.58 % 2.82 % 0.00 % 0.00 %	61.50 0.00 0.29 % 0.00 %	2.82 % 0.00 % 0.00 % 0.00 %
	1-Jan-12 to 30-Jun-14	Non-Donor Project	0.00	0.00	0.00	0.00 %			
				0.00	0.00	0.00 %	Taka Release : % of Allocation :	0.00 0.00 %	0.00 0.00 %

Project-wise Implementation Status of the project under Energy and Mineral Resources Division

Reporting Period: July 2012 To June 2013

RADP:2012-13

(Taka in Lakh)

SI No.	Ministry/Division Name Agency Name Project Code and Name		Project Cost	Target and Progress			Cumulative Progress upto Reporting Period		
				Financial		Physical (% of Total Project) A) Target B) Progress	Fin. Total PA (% of Projects Cost)	Physical Progress in %	
				Allocation	Expenditure				
Implementation Period	Development Partner	A) Total B) Taka C) PA D) RPA	A) Total B) Taka C) PA D) RPA E) CDVAT	A) Total B) Taka C) PA D) RPA E) CDVAT	% of Allocation	A) Target B) Progress	8	9	
1	2	3	4	5	6	7	8	9	
802	4205-0017	Construction and Commissioning of Underground Pipeline (8" Dia) from Proposed Railway Siding Renovation of 3 Storage Tank.	1,151.00 1,151.00 0.00	50.00 50.00 0.00	0.00 0.00 0.00	0.00 % 0.00 % 0.00 %	4.30 % 0.00 % 0.00 %	0.00 0.00 0.00 %	0.00 %
1-Jul-10 to 30-Jun-13	Non-Donor Project		0.00	0.00	0.00	0.00 %			
				0.00	0.00	0.00 %	Taka Release : % of Allocation :	0.00 0.00 %	
Executing Agency Total			166,562.60	15,765.00	9,850.70	62.48 %	Taka Release : % of Allocation :	4,416.84 33.80 %	
			72,164.60	13,069.00	7,190.71	55.02 %			
			94,398.00	2,696.00	2,659.99	98.66 %			
			0.00	0.00	0.00	0.00 %			
				400.00	277.83	69.46 %			
Bangladesh Energy Regulatory Commission									
803	4205-9194	TA Project for Institutional Development of Bangladesh Energy Regulatory Commission	835.62 110.84 724.78 233.00	250.00 0.00 250.00 250.00	155.65 0.00 155.65 155.65	62.26 % 0.00 % 62.26 % 62.26 %	29.91 % 18.62 %	731.41 630.42 87.53 % 86.98 %	85.79 %
1-Sep-08 to 30-Jun-13	IDA			0.00	0.00	0.00 %	Taka Release : % of Allocation :	0.00 0.00 %	

Project-wise Implementation Status of the project under Energy and Mineral Resources Division

Reporting Period: July 2012 To June 2013

RADP:2012-13

(Taka in Lakh)

SI No.	Ministry/Division Name Agency Name Project Code and Name		Project Cost	Target and Progress			Cumulative Progress upto Reporting Period		
				Financial		Physical (% of Total Project) A) Target B) Progress	Fin. Total PA (% of Projects Cost)	Physical Progress in %	
	Allocation	Expenditure							
	Implementation Period	Development Partner	A) Total B) Taka C) PA D) RPA	A) Total B) Taka C) PA D) RPA E) CDVAT	A) Total B) Taka C) PA D) RPA E) CDVAT	% of Allocation			
	1	2	3	4	5	6	7	8	9

Executing Agency Total	835.62	250.00	155.65	62.26 %	Taka Release :	0.00
	110.84	0.00	0.00	0.00 %	% of Allocation :	0.00 %
	724.78	250.00	155.65	62.26 %		
	233.00	250.00	155.65	62.26 %		
		0.00	0.00	0.00 %		

Bangladesh Petroleum Institute (BPI)

804	4205-9218	Expansion of Capability of Bangladesh Petroleum Institute.	579.00	1.00	0.00	0.00 %	0.00 %	4.90	0.83 %
			579.00	1.00	0.00	0.00 %	0.00 %	0.00	
			0.00	0.00	0.00	0.00 %		0.85 %	
			0.00	0.00	0.00	0.00 %		0.00 %	

1-Jan-10	to 31-Dec-12	Non-Donor Project	0.00	0.00	0.00	0.00 %			
				0.00	0.00	0.00 %	Taka Release :	0.00	
							% of Allocation :	0.00 %	

Executing Agency Total	579.00	1.00	0.00	0.00 %	Taka Release :	0.00
	579.00	1.00	0.00	0.00 %	% of Allocation :	0.00 %
	0.00	0.00	0.00	0.00 %		
	0.00	0.00	0.00	0.00 %		
		0.00	0.00	0.00 %		

Project-wise Implementation Status of the project under Energy and Mineral Resources Division

Reporting Period: July 2012 To June 2013

RADP:2012-13

(Taka in Lakh)

SI No.	Ministry/Division Name Agency Name Project Code and Name		Project Cost	Target and Progress			Cumulative Progress upto Reporting Period		
				Financial		Physical (% of Total Project) A) Target B) Progress	Fin. Total PA (% of Projects Cost)	Physical Progress in %	
	Allocation	Expenditure							
	Implementation Period	Development Partner	A) Total B) Taka C) PA D) RPA	A) Total B) Taka C) PA D) RPA E) CDVAT	A) Total B) Taka C) PA D) RPA E) CDVAT	% of Allocation			
	1	2	3	4	5	6	7	8	9

Ministry Total	1,650,660.64	372,264.72	293,408.94	78.82 %	Taka Release : 53,201.19 % of Allocation : 17.99 %
	1,139,286.19	295,650.72	223,829.42	75.71 %	
	511,374.45	76,614.00	69,579.52	90.82 %	
	1,449.20	612.00	343.70	56.16 %	
		19,435.00	21,081.74	108.47 %	

Project-wise Implementation Status of the project under Ministry of Agriculture

Reporting Period: July 2012 To June 2013

RADP:2012-13

(Taka in Lakh)

SI No.	Ministry/Division Name Agency Name Project Code and Name		Project Cost	Target and Progress			Cumulative Progress upto Reporting Period		
				Financial		Physical (% of Total Project) A) Target B) Progress	Fin. Total PA (% of Projects Cost)	Physical Progress in %	
	Allocation	Expenditure							
	Implementation Period	Development Partner	A) Total B) Taka C) PA D) RPA	A) Total B) Taka C) PA D) RPA E) CDVAT	A) Total B) Taka C) PA D) RPA E) CDVAT	% of Allocation			
	1	2	3	4	5	6	7	8	9

Ministry of Agriculture

Ministry's Own

805	4301-5000 Agriculture Sector Program Support-2nd phase (Agriculture Ministry_Seed Part).		726.11 0.00 726.11 0.00	49.00 0.00 49.00 0.00	30.16 0.00 30.16 0.00	61.55 % 0.00 % 61.55 % 0.00 %	7.00 % 4.00 % 97.72 % 97.72 %	709.54 709.54 97.72 % 97.72 %	98.00 %
1-Sep-07 to 30-Jun-13	DANIDA							Taka Release : % of Allocation :	0.00 0.00 %
806	4301-5090 National Agricultural Technology Project (PCU Part).		4,716.95 372.43 4,344.52 4,344.52	1,318.00 67.00 1,251.00 1,251.00	1,074.25 53.23 1,021.02 1,021.02	81.51 % 79.45 % 81.62 % 81.62 %	28.00 % 25.00 % 52.72 % 53.56 %	2,486.61 2,326.92 52.72 % 53.56 %	95.00 %
1-Jul-07 to 31-Dec-13	IDA							Taka Release : % of Allocation :	67.00 100.00 %
807	4301-5130 Integrated Agricultural Productivity Project (Agriculture Ministry , Secretariate Component - Project Management Unit + Regional Project Management Unit + Community Mobilisation + T.A. and Capacity Building).		11,901.00 521.00 11,380.00 8,650.00	3,214.00 100.00 3,114.00 3,114.00	3,143.76 83.67 3,060.09 2,386.96	97.81 % 83.67 % 98.27 % 76.65 %	28.00 % 27.00 % 31.42 % 31.94 %	3,739.03 3,635.30 31.42 % 31.94 %	32.00 %
1-Jul-11 to 30-Jun-16	Non-Donor Project							Taka Release : % of Allocation :	100.00 100.00 %

Project-wise Implementation Status of the project under Ministry of Agriculture

Reporting Period: July 2012 To June 2013

RADP:2012-13

(Taka in Lakh)

SI No.	Ministry/Division Name Agency Name Project Code and Name		Project Cost	Target and Progress			Cumulative Progress upto Reporting Period		
				Financial		Physical (% of Total Project) A) Target B) Progress	Fin. Total PA (% of Projects Cost)	Physical Progress in %	
	Allocation	Expenditure							
	Implementation Period	Development Partner	A) Total B) Taka C) PA D) RPA	A) Total B) Taka C) PA D) RPA E) CDVAT	A) Total B) Taka C) PA D) RPA E) CDVAT	% of Allocation			
	1	2	3	4	5	6	7	8	9

Executing Agency Total	17,344.06	4,581.00	4,248.17	92.73 %	Taka Release :	167.00
	893.43	167.00	136.90	81.98 %	% of Allocation :	100.00 %
	16,450.63	4,414.00	4,111.27	93.14 %		
	12,994.52	4,365.00	3,407.98	78.08 %		
		0.00	0.00	0.00 %		

Department of Agricultural Extension

808	4331-6030	Agricultural and Rural Development in Greater Rangpur District Project (DAE Component).	4,153.34 858.96	313.00 53.00	302.75 49.38	96.73 % 93.17 %	8.00 % 7.00 %	3,710.37 2,912.17	89.00 %
			3,294.38	260.00	253.37	97.45 %		89.33 %	
1-Jul-06	to 30-Jun-13	IDA	3,294.38	260.00	253.37	97.45 %		88.40 %	
				0.00	0.00	0.00 %	Taka Release :	53.00	
							% of Allocation :	100.00 %	
809	4331-6040	Project for Agricultural and Rural Development in Greater Rangpur District (LGED Component).	2,792.54 216.45	313.00 53.00	302.75 49.38	96.73 % 93.17 %	12.00 % 10.00 %	2,896.70 2,674.51	103.00 %
			2,576.09	260.00	253.37	97.45 %		103.73 %	
1-Jul-06	to 30-Jun-13	IDB	2,576.09	260.00	253.37	97.45 %		103.82 %	
				0.00	0.00	0.00 %	Taka Release :	24.75	
							% of Allocation :	46.70 %	

Project-wise Implementation Status of the project under Ministry of Agriculture

Reporting Period: July 2012 To June 2013

RADP:2012-13

(Taka in Lakh)

SI No.	Ministry/Division Name Agency Name Project Code and Name		Project Cost	Target and Progress			Cumulative Progress upto Reporting Period		
				Financial		Physical (% of Total Project) A) Target B) Progress	Fin. Total PA (% of Projects Cost)	Physical Progress in %	
	Allocation	Expenditure							
	Implementation Period	Development Partner	A) Total B) Taka C) PA D) RPA	A) Total B) Taka C) PA D) RPA E) CDVAT	A) Total B) Taka C) PA D) RPA E) CDVAT	% of Allocation			
	1	2	3	4	5	6	7	8	9
810	4331-8390	Agriculture Sector Program Support-2nd phase (DAE Part).	12,100.00 1,345.75 10,754.25	1,493.00 289.00 1,204.00	1,466.50 282.79 1,183.71	98.23 % 97.85 % 98.31 %	12.00 % 11.00 %	12,072.77 9,685.85 99.77 % 90.07 %	100.00 %
	1-Oct-06 to 30-Jun-13	DANIDA	0.00	0.00	0.00	0.00 %			
				0.00	0.00	0.00 %		Taka Release : 289.00 % of Allocation : 100.00 %	
811	4331-5130	National Agricultural Technology Project (DAE Part).	15,642.00 1,061.00 14,581.00 14,581.00	4,474.00 250.00 4,224.00	4,005.85 224.06 3,781.79 3,781.79	89.54 % 89.62 % 89.53 %	29.00 % 26.00 %	13,352.52 12,424.24 85.36 % 85.21 %	85.00 %
	1-Jul-07 to 30-Jun-13	IDA		90.00	89.16	99.07 %			
								Taka Release : 250.00 % of Allocation : 100.00 %	
812	4331-8395	Integrated Agriculture extension Approach for Poverty Resuction and Food Securities Project (IAPRFP).	1,500.00 1,500.00 0.00 0.00	640.00 640.00 0.00	637.53 637.53 0.00	99.61 % 99.61 % 0.00 %	43.00 % 41.00 %	1,225.34 0.00 81.69 % 0.00 %	82.00 %
	1-Jul-08 to 30-Jun-13	Non-Donor Project		0.00	0.00	0.00 %			
				0.00	0.00	0.00 %		Taka Release : 640.00 % of Allocation : 100.00 %	

Project-wise Implementation Status of the project under Ministry of Agriculture

Reporting Period: July 2012 To June 2013

RADP:2012-13

(Taka in Lakh)

SI No.	Ministry/Division Name Agency Name Project Code and Name		Project Cost A) Total B) Taka C) PA D) RPA	Target and Progress			Cumulative Progress upto Reporting Period		
				Financial		Physical (% of Total Project) A) Target B) Progress	Fin. Total PA (% of Projects Cost)	Physical Progress in %	
	Allocation	Expenditure							
		A) Total B) Taka C) PA D) RPA E) CDVAT		A) Total B) Taka C) PA D) RPA E) CDVAT	% of Allocation				
1	2	3	4	5	6	7	8	9	
813	4331-8435	Strengthening Mashroom Development.	5,450.63 5,450.63 0.00 0.00	779.00 779.00 0.00 0.00	768.47 768.47 0.00 0.00	98.65 % 98.65 % 0.00 % 0.00 %	14.00 % 13.00 % 0.00 % 0.00 %	4,988.70 0.00 91.53 % 0.00 %	92.00 %
1-Jul-08	to 30-Jun-13	Non-Donor Project						Taka Release : 779.00 % of Allocation : 100.00 %	
814	4331-8396	Emergency 2007 Cyclone Recovery and Restoration Project (ECRRP): Recovery of Agriculture Sector (Crops) and Improvement Program.	9,294.47 0.00 9,294.47 0.00	1,650.00 0.00 1,650.00 0.00	1,650.00 0.00 1,650.00 0.00	100.00 % 0.00 % 100.00 % 0.00 %	18.00 % 18.00 % 0.00 % 0.00 %	7,249.30 7,249.30 78.00 % 78.00 %	98.00 %
1-Jul-08	to 30-Jun-13	World Bank						Taka Release : 0.00 % of Allocation : 0.00 %	
815	4331-5150	Construction of Rubber Dam in Small and Medium Rivers in order to Increase the Food Productivity (DAE Component).	1,175.11 1,175.11 0.00 0.00	80.00 80.00 0.00 0.00	82.58 82.58 0.00 0.00	103.23 % 103.23 % 0.00 % 0.00 %	12.00 % 7.00 % 0.00 % 0.00 %	513.50 0.00 43.70 % 0.00 %	56.00 %
1-Jul-09	to 30-Jun-14	Non-Donor Project						Taka Release : 80.00 % of Allocation : 100.00 %	

Project-wise Implementation Status of the project under Ministry of Agriculture

Reporting Period: July 2012 To June 2013

RADP:2012-13

(Taka in Lakh)

SI No.	Ministry/Division Name Agency Name Project Code and Name		Project Cost	Target and Progress			Cumulative Progress upto Reporting Period		
				Financial		Physical (% of Total Project) A) Target B) Progress	Fin. Total PA (% of Projects Cost)	Physical Progress in %	
	Allocation	Expenditure							
	Implementation Period	Development Partner	A) Total B) Taka C) PA D) RPA	A) Total B) Taka C) PA D) RPA E) CDVAT	A) Total B) Taka C) PA D) RPA E) CDVAT	% of Allocation			
	1	2	3	4	5	6	7	8	9
816	4331-5170	Construction of Rubber Dam in Small and Medium Rivers in order to Increase the Food Productivity (LGED Component).	25,010.00 25,010.00 0.00	4,500.00 4,500.00 0.00	4,471.22 4,471.22 0.00	99.36 % 99.36 % 0.00 %	18.00 % 17.00 % 0.00 %	14,076.00 0.00 56.28 % 0.00 %	88.00 %
	1-Jul-09 to 30-Jun-14	Non-Donor Project	0.00	0.00	0.00	0.00 %			
				345.00	344.99	100.00 %	Taka Release : % of Allocation :	4,500.00 100.00 %	
817	4331-8444	Construction of Agriculturist's Institution, Bangladesh Complex (KIB Complex).	7,632.00 7,632.00 0.00	3,602.00 3,602.00 0.00	3,584.60 3,584.60 0.00	99.52 % 99.52 % 0.00 %	47.00 % 45.00 % 0.00 %	5,630.88 0.00 73.78 % 0.00 %	74.00 %
	1-Mar-10 to 30-Jun-13	Non-Donor Project	0.00	0.00	0.00	0.00 %			
				0.00	0.00	0.00 %	Taka Release : % of Allocation :	3,602.00 100.00 %	
818	4331-5220	Integrated Pest Management (IPM) Project (Phase-2).	2,188.52 2,188.52 0.00	800.00 800.00 0.00	793.32 793.32 0.00	99.17 % 99.17 % 0.00 %	37.00 % 36.00 % 0.00 %	2,183.91 0.00 99.79 % 0.00 %	100.00 %
	1-Jul-10 to 30-Jun-13	Non-Donor Project	0.00	0.00	0.00	0.00 %			
				0.00	0.00	0.00 %	Taka Release : % of Allocation :	799.99 100.00 %	

Project-wise Implementation Status of the project under Ministry of Agriculture

Reporting Period: July 2012 To June 2013

RADP:2012-13

(Taka in Lakh)

SI No.	Ministry/Division Name Agency Name Project Code and Name		Project Cost	Target and Progress			Cumulative Progress upto Reporting Period		
				Financial		Physical (% of Total Project) A) Target B) Progress	Fin. Total PA (% of Projects Cost)	Physical Progress in %	
	Allocation	Expenditure							
	Implementation Period	Development Partner	A) Total B) Taka C) PA D) RPA	A) Total B) Taka C) PA D) RPA E) CDVAT	A) Total B) Taka C) PA D) RPA E) CDVAT	% of Allocation			
	1	2	3	4	5	6	7	8	9
819	4331-5210	Integrated Quality Horticulture Development Project-2nd phase (DAE).	7,862.60 7,862.60 0.00 0.00	1,700.00 1,700.00 0.00 0.00	1,694.34 1,694.34 0.00 0.00	99.67 % 99.67 % 0.00 % 0.00 %	22.00 % 21.00 % 0.00 % 0.00 %	4,162.88 0.00 52.95 % 0.00 %	53.00%
	1-Jul-10 to 31-Dec-13	Non-Donor Project						Taka Release : % of Allocation :	1,700.00 100.00 %
820	4331-5260	Second Corps Diversification Programme.	22,405.75 7,498.34 14,907.41 4,945.90	2,380.00 1,000.00 1,380.00 750.00	2,380.40 1,000.00 1,380.40 750.00	100.02 % 100.00 % 100.03 % 100.00 %	14.00 % 14.00 % 0.00 % 0.00 %	3,327.21 1,817.32 14.85 % 12.19 %	19.00%
	1-Jul-10 to 30-Jun-16	ADB						Taka Release : % of Allocation :	1,000.00 100.00 %
821	4331-5310	Minimizing Rice Yield Gap Project (DAE Part)	2,076.00 2,076.00 0.00 0.00	630.00 630.00 0.00 0.00	629.61 629.61 0.00 0.00	99.94 % 99.94 % 0.00 % 0.00 %	31.00 % 30.00 % 0.00 % 0.00 %	1,662.65 0.00 80.09 % 0.00 %	80.00%
	1-Jan-11 to 31-Dec-13	Non-Donor Project						Taka Release : % of Allocation :	630.00 100.00 %

Project-wise Implementation Status of the project under Ministry of Agriculture

Reporting Period: July 2012 To June 2013

RADP:2012-13

(Taka in Lakh)

SI No.	Ministry/Division Name Agency Name Project Code and Name		Project Cost	Target and Progress			Cumulative Progress upto Reporting Period		
				Financial		Physical (% of Total Project) A) Target B) Progress	Fin. Total PA (% of Projects Cost)	Physical Progress in %	
	Allocation	Expenditure							
	Implementation Period	Development Partner	A) Total B) Taka C) PA D) RPA	A) Total B) Taka C) PA D) RPA E) CDVAT	A) Total B) Taka C) PA D) RPA E) CDVAT	% of Allocation			
	1	2	3	4	5	6	7	8	9
822	4331-5240	Development Project of Tuber Crops (DAE).	837.00 837.00 0.00 0.00	252.00 252.00 0.00 0.00	249.99 249.99 0.00 0.00	99.20 % 99.20 % 0.00 % 0.00 %	30.00 % 29.00 % 0.00 % 0.00 %	626.35 0.00 74.83 % 0.00 %	75.00 %
	1-Jul-10 to 30-Jun-13	Non-Donor Project		0.00 0.00	0.00 0.00	0.00 % 0.00 %		Taka Release : 252.00 % of Allocation : 100.00 %	
823	4331-5230	Farm's Machinery & Technology Development and Dissemination (DAE).	320.00 320.00 0.00 0.00	92.00 92.00 0.00 0.00	91.35 91.35 0.00 0.00	99.29 % 99.29 % 0.00 % 0.00 %	29.00 % 28.00 % 0.00 % 0.00 %	277.54 0.00 86.73 % 0.00 %	87.00 %
	1-Jul-10 to 30-Jun-13	Non-Donor Project		0.00 0.00	0.00 0.00	0.00 % 0.00 %		Taka Release : 92.00 % of Allocation : 100.00 %	
824	4331-5350	Gazner Bill Link River Excavation , Development of Irrigation Facilities and Fish Cultivation Project at Sujanagar Upazilla in Pabna District (DAE Part).	459.83 459.83 0.00 0.00	320.00 320.00 0.00 0.00	318.72 318.72 0.00 0.00	99.60 % 99.60 % 0.00 % 0.00 %	86.00 % 85.00 % 0.00 % 0.00 %	318.72 0.00 69.31 % 0.00 %	85.00 %
	1-Jan-10 to 30-Mar-13	Non-Donor Project		0.00 0.00	0.00 0.00	0.00 % 0.00 %		Taka Release : 320.00 % of Allocation : 100.00 %	

Project-wise Implementation Status of the project under Ministry of Agriculture

Reporting Period: July 2012 To June 2013

RADP:2012-13

(Taka in Lakh)

SI No.	Ministry/Division Name Agency Name Project Code and Name		Project Cost	Target and Progress			Cumulative Progress upto Reporting Period		
				Financial		Physical (% of Total Project) A) Target B) Progress	Fin. Total PA (% of Projects Cost)	Physical Progress in %	
	Allocation	Expenditure							
	Implementation Period	Development Partner	A) Total B) Taka C) PA D) RPA	A) Total B) Taka C) PA D) RPA E) CDVAT	A) Total B) Taka C) PA D) RPA E) CDVAT	% of Allocation			
	1	2	3	4	5	6	7	8	9
825	4331-5012	Mujib Nagar Integrated Agriculture Developmen (DAE).	3,829.00 3,829.00 0.00 0.00	372.00 372.00 0.00 0.00	371.69 371.69 0.00 0.00	99.92 % 99.92 % 0.00 % 0.00 %	10.00 % 9.00 %	837.46 0.00 21.87 % 0.00 %	22.00 %
	1-Jul-11 to 30-Jun-13	Non-Donor Project		0.00 0.00	0.00 0.00	0.00 % 0.00 %		Taka Release : 372.00 % of Allocation : 100.00 %	
826	4331-5360	Char Development and Settlement-4 (DAE Component).	675.00 69.00 606.00 606.00	135.00 15.00 120.00 120.00	113.16 3.99 109.17 109.17	83.82 % 26.60 % 90.98 % 90.98 %	20.00 % 16.00 %	215.11 192.98 31.87 % 31.84 %	32.00 %
	1-Jan-11 to 31-Dec-16	IFAD, Netherlands		0.00 0.00	0.00 0.00	0.00 % 0.00 %		Taka Release : 8.12 % of Allocation : 54.13 %	
827	4331-5380	Integrated Agricultural Productivity Project (DAE Component).	10,991.00 4,924.00 6,067.00 6,067.00	2,100.00 800.00 1,300.00 1,300.00	2,088.50 788.50 1,300.00 1,300.00	99.45 % 98.56 % 100.00 % 100.00 %	19.00 % 18.00 %	2,859.50 1,648.00 26.02 % 27.16 %	26.00 %
	1-Jul-11 to 30-Jun-16	Non-Donor Project		0.00 0.00	0.00 0.00	0.00 % 0.00 %		Taka Release : 800.00 % of Allocation : 100.00 %	

Project-wise Implementation Status of the project under Ministry of Agriculture

Reporting Period: July 2012 To June 2013

RADP:2012-13

(Taka in Lakh)

SI No.	Ministry/Division Name Agency Name Project Code and Name		Project Cost	Target and Progress			Cumulative Progress upto Reporting Period		
				Financial		Physical (% of Total Project) A) Target B) Progress	Fin. Total PA (% of Projects Cost)	Physical Progress in %	
	Allocation	Expenditure							
	Implementation Period	Development Partner	A) Total B) Taka C) PA D) RPA	A) Total B) Taka C) PA D) RPA E) CDVAT	A) Total B) Taka C) PA D) RPA E) CDVAT	% of Allocation			
	1	2	3	4	5	6	7	8	9
828	4331-5400	Farmers Training for Transfer of Technoloty at Upazilla Level (2nd Phase).	11,651.37 11,651.37 0.00 0.00	3,460.00 3,460.00 0.00 0.00	3,456.92 3,456.92 0.00 0.00	99.91 % 99.91 % 0.00 % 0.00 %	30.00 % 29.00 % 0.00 % 0.00 %	3,886.06 0.00 33.35 % 0.00 %	33.00 %
	1-Jan-11 to 31-Dec-13	Non-Donor Project	0.00	0.00	0.00	0.00 %			
				0.00	0.00	0.00 %		Taka Release : 3,460.00 % of Allocation : 100.00 %	
829	4331-5370	Upgradation of Araihasar Horticulture Centre to Agricultural Training Institue.	1,953.78 1,953.78 0.00 0.00	510.00 510.00 0.00 0.00	507.19 507.19 0.00 0.00	99.45 % 99.45 % 0.00 % 0.00 %	26.00 % 25.00 % 0.00 % 0.00 %	521.75 0.00 26.70 % 0.00 %	27.00 %
	1-Jul-10 to 30-Jun-13	Non-Donor Project	0.00	0.00	0.00	0.00 %			
				0.00	0.00	0.00 %		Taka Release : 510.00 % of Allocation : 100.00 %	
830	4331-5031	Food Security through Agriculture Production Diversified Sources of Income Venu Edition and makertiing in Bangladesh.	2,603.96 480.00 2,123.96 0.00	701.00 144.00 557.00 0.00	698.72 141.72 557.00 0.00	99.67 % 98.42 % 100.00 % 0.00 %	30.00 % 28.00 % 0.00 % 0.00 %	1,555.21 1,265.00 59.72 % 59.56 %	60.00 %
	1-Jul-11 to 30-Jun-15	Italy	0.00	0.00	0.00	0.00 %			
				38.00	37.20	97.89 %		Taka Release : 144.00 % of Allocation : 100.00 %	

Project-wise Implementation Status of the project under Ministry of Agriculture

Reporting Period: July 2012 To June 2013

RADP:2012-13

(Taka in Lakh)

SI No.	Ministry/Division Name Agency Name Project Code and Name		Project Cost	Target and Progress			Cumulative Progress upto Reporting Period		
				Financial		Physical (% of Total Project) A) Target B) Progress	Fin. Total PA (% of Projects Cost)	Physical Progress in %	
	Allocation	Expenditure							
	Implementation Period	Development Partner	A) Total B) Taka C) PA D) RPA	A) Total B) Taka C) PA D) RPA E) CDVAT	A) Total B) Taka C) PA D) RPA E) CDVAT	% of Allocation			
	1	2	3	4	5	6	7	8	9
831	4331-5017 Emergency Support for Immediate Rehabilitation of Most Vulnerable in Five Upazillas of the Satkhira District of Southern Bangladesh.		164.00 0.00 164.00	164.00 0.00 164.00	164.00 0.00 164.00	100.00 % 0.00 % 100.00 %	100.00 % 100.00 %	164.00 164.00 100.00 % 100.00 %	100.00%
	1-Aug-12 to 28-Feb-13	Non-Donor Project	0.00	0.00 0.00	0.00 0.00	0.00 % 0.00 %		Taka Release : 0.00 % of Allocation : 0.00 %	
832	4331-5013 Strengthening the Bangladesh Phytosenitary Capabilities.		13,880.00 13,880.00 0.00 0.00	630.00 630.00 0.00 0.00	629.61 629.61 0.00 0.00	99.94 % 99.94 % 0.00 % 0.00 %	1.00 % 1.00 %	629.61 0.00 4.54 % 0.00 %	1.00%
	1-Jul-12 to 30-Jun-17	Non-Donor Project	0.00	0.00 0.00	0.00 0.00	0.00 % 0.00 %		Taka Release : 150.00 % of Allocation : 23.81 %	
833	4331-5015 Pirojpur-Gopalganj-Bagerhat Integrated Agricultural Development (DAE Component).		3,229.00 3,229.00 0.00 0.00	100.00 100.00 0.00 0.00	28.47 28.47 0.00 0.00	28.47 % 28.47 % 0.00 % 0.00 %	9.00 % 7.00 %	28.47 0.00 0.88 % 0.00 %	7.00%
	1-Jul-12 to 30-Jun-17	Non-Donor Project	0.00	0.00 0.00	0.00 0.00	0.00 % 0.00 %		Taka Release : 300.00 % of Allocation : 300.00 %	

Project-wise Implementation Status of the project under Ministry of Agriculture

Reporting Period: July 2012 To June 2013

RADP:2012-13

(Taka in Lakh)

SI No.	Ministry/Division Name Agency Name Project Code and Name		Project Cost	Target and Progress			Cumulative Progress upto Reporting Period		
				Financial		Physical (% of Total Project) A) Target B) Progress	Fin. Total PA (% of Projects Cost)	Physical Progress in %	
	Allocation	Expenditure							
	Implementation Period	Development Partner	A) Total B) Taka C) PA D) RPA	A) Total B) Taka C) PA D) RPA E) CDVAT	A) Total B) Taka C) PA D) RPA E) CDVAT	% of Allocation			
	1	2	3	4	5	6	7	8	9
834	4331-5014 Pirojpur-Gopalganj-Bagerhat Integrated Agricultural Development (PCU Component).		380.00	1.00	0.00	0.00 %	5.00 %	15.41	4.00%
			380.00	1.00	0.00	0.00 %	0.00 %	0.00	
			0.00	0.00	0.00	0.00 %		4.06 %	
			0.00	0.00	0.00	0.00 %		0.00 %	
1-Jul-12 to 30-Jun-17	Non-Donor Project		0.00	0.00	0.00	0.00 %			
				0.00	0.00	0.00 %			
							Taka Release :		0.00
							% of Allocation :		0.00 %
835	4331-5016 East Regional Integrated Agricultural Development Project (2nd Phase).		1,894.00	20.00	19.91	99.55 %	1.00 %	19.91	1.00%
			1,894.00	20.00	19.91	99.55 %	1.00 %	0.00	
			0.00	0.00	0.00	0.00 %		1.05 %	
			0.00	0.00	0.00	0.00 %		0.00 %	
1-Jul-12 to 30-Jun-16	Non-Donor Project		0.00	0.00	0.00	0.00 %			
				0.00	0.00	0.00 %			
							Taka Release :		20.00
							% of Allocation :		100.00 %
Executing Agency Total			172,150.90	32,211.00	31,508.15	97.82 %			
			107,782.34	21,092.00	20,875.34	98.97 %			
			64,368.56	11,119.00	10,632.81	95.63 %			
			32,070.37	6,914.00	6,447.70	93.26 %			
				473.00	471.35	99.65 %			
							Taka Release :	20,775.86	
							% of Allocation :	98.50 %	

Seed Certification Agency

Project-wise Implementation Status of the project under Ministry of Agriculture

Reporting Period: July 2012 To June 2013

RADP:2012-13

(Taka in Lakh)

SI No.	Ministry/Division Name Agency Name Project Code and Name		Project Cost	Target and Progress			Cumulative Progress upto Reporting Period		
				Financial		Physical (% of Total Project) A) Target B) Progress	Fin. Total PA (% of Projects Cost)	Physical Progress in %	
	Allocation	Expenditure							
	Implementation Period	Development Partner	A) Total B) Taka C) PA D) RPA	A) Total B) Taka C) PA D) RPA E) CDVAT	A) Total B) Taka C) PA D) RPA E) CDVAT	% of Allocation			
	1	2	3	4	5	6	7	8	9
836	4338-5010	Integrated Agricultural Productivity Project (SCA Component).	600.00	160.00	145.87	91.17 %	27.00 %	238.34	40.00 %
			270.00	26.00	21.47	82.58 %	25.00 %	132.52	
			330.00	134.00	124.40	92.84 %		39.72 %	
			330.00	134.00	124.40	92.84 %		40.16 %	
1-Jul-11	to 30-Jun-16	Non-Donor Project		0.00	0.00	0.00 %			
							Taka Release :	26.00	
							% of Allocation :	100.00 %	
		Executing Agency Total	600.00	160.00	145.87	91.17 %			
			270.00	26.00	21.47	82.58 %			
			330.00	134.00	124.40	92.84 %			
			330.00	134.00	124.40	92.84 %			
				0.00	0.00	0.00 %			
							Taka Release :	26.00	
							% of Allocation :	100.00 %	
Cotton Development Board									
837	4339-5010	Strengthening the Research Activities of Cotton Development Board Project.	1,286.61	353.00	265.89	75.32 %	27.00 %	796.87	61.00 %
			1,286.61	353.00	265.89	75.32 %	21.00 %	0.00	
			0.00	0.00	0.00	0.00 %		61.94 %	
			0.00	0.00	0.00	0.00 %		0.00 %	
1-Jul-11	to 30-Jun-15	Non-Donor Project		0.00	0.00	0.00 %			
				0.00	0.00	0.00 %			
							Taka Release :	353.00	
							% of Allocation :	100.00 %	

Project-wise Implementation Status of the project under Ministry of Agriculture

Reporting Period: July 2012 To June 2013

RADP:2012-13

(Taka in Lakh)

SI No.	Ministry/Division Name Agency Name Project Code and Name		Project Cost	Target and Progress			Cumulative Progress upto Reporting Period		
				Financial		Physical (% of Total Project) A) Target B) Progress	Fin. Total PA (% of Projects Cost)	Physical Progress in %	
	Allocation	Expenditure							
	Implementation Period	Development Partner	A) Total B) Taka C) PA D) RPA	A) Total B) Taka C) PA D) RPA E) CDVAT	A) Total B) Taka C) PA D) RPA E) CDVAT	% of Allocation			
	1	2	3	4	5	6	7	8	9

Executing Agency Total	1,286.61	353.00	265.89	75.32 %	Taka Release :	353.00
	1,286.61	353.00	265.89	75.32 %		
	0.00	0.00	0.00	0.00 %		
	0.00	0.00	0.00	0.00 %		
		0.00	0.00	0.00 %		

Agricultural Information Service

838	4341-6551	Intensification of Agricultural Information Services Program at 10 Agricultural Region.	1,669.35 1,669.35 0.00 0.00	220.00 220.00 0.00 0.00	207.25 207.25 0.00 0.00	94.20 % 94.20 % 0.00 % 0.00 %	13.00 % 11.00 % 0.00 % 0.00 %	1,614.99 0.00 96.74 % 0.00 %	97.00 %
1-Jul-08	to 30-Jun-13	Non-Donor Project		0.00 0.00	0.00 0.00	0.00 % 0.00 %		Taka Release : % of Allocation :	220.00 100.00 %
839	4341-5011	Enhancement of Rural Communication Service through Community Radio for Development of Agriculture.	385.54 66.90 318.64 318.64	7.00 7.00 0.00 0.00	6.40 6.40 0.00 0.00	91.43 % 91.43 % 0.00 % 0.00 %	3.00 % 2.00 %	283.94 252.79 73.65 % 79.33 %	93.00 %
1-Jul-10	to 31-Dec-12	FAO		0.00 0.00	0.00 0.00	0.00 % 0.00 %		Taka Release : % of Allocation :	6.40 91.43 %

Project-wise Implementation Status of the project under Ministry of Agriculture

Reporting Period: July 2012 To June 2013

RADP:2012-13

(Taka in Lakh)

SI No.	Ministry/Division Name Agency Name Project Code and Name		Project Cost	Target and Progress			Cumulative Progress upto Reporting Period		
				Financial		Physical (% of Total Project) A) Target B) Progress	Fin. Total PA (% of Projects Cost)	Physical Progress in %	
				Allocation	Expenditure				
1	2	3	4	5	6	7	8	9	
840	4341-5050	Introduction of Digital Agriculture and Improvement of Rural Life through Agricultural Information & Communication Centre.	1,880.00 1,880.00 0.00 0.00	1.00 1.00 0.00 0.00	0.00 0.00 0.00 0.00	0.00 % 0.00 % 0.00 % 0.00 %	2.00 % 0.00 % 0.00 % 0.00 %	0.00 0.00 0.00 % 0.00 %	0.00 %
1-Jan-12 to 30-Jun-14	Non-Donor Project		0.00	0.00	0.00	0.00 %			
				0.00	0.00	0.00 %			Taka Release : 0.00 % of Allocation : 0.00 %
Executing Agency Total			3,934.89	228.00	213.65	93.71 %			Taka Release : 226.40 % of Allocation : 99.30 %
			3,616.25	228.00	213.65	93.71 %			
			318.64	0.00	0.00	0.00 %			
			318.64	0.00	0.00	0.00 %			
				0.00	0.00	0.00 %			
Department of Agricultural Marketing									
841	4343-7670	Integrated Quality Horticulture Development Project-2nd phase (DAM).	2,470.00 2,470.00 0.00 0.00	900.00 900.00 0.00 0.00	974.51 974.51 0.00 0.00	108.28 % 108.28 % 0.00 % 0.00 %	40.00 % 35.00 % 78.48 % 0.00 %	1,938.42 0.00 78.48 % 0.00 %	74.00 %
1-Jul-10 to 31-Dec-13	Non-Donor Project		0.00	0.00	0.00	0.00 %			
				0.00	0.00	0.00 %			Taka Release : 900.00 % of Allocation : 100.00 %

Project-wise Implementation Status of the project under Ministry of Agriculture

Reporting Period: July 2012 To June 2013

RADP:2012-13

(Taka in Lakh)

SI No.	Ministry/Division Name Agency Name Project Code and Name		Project Cost	Target and Progress			Cumulative Progress upto Reporting Period		
				Financial		Physical (% of Total Project) A) Target B) Progress	Fin. Total PA (% of Projects Cost)	Physical Progress in %	
	Allocation	Expenditure							
	Implementation Period	Development Partner	A) Total B) Taka C) PA D) RPA	A) Total B) Taka C) PA D) RPA E) CDVAT	A) Total B) Taka C) PA D) RPA E) CDVAT	% of Allocation			
	1	2	3	4	5	6	7	8	9
842	4343-5010	Mujib Nagar Integrated Agriculture Developmen (DMM).	772.00 772.00 0.00 0.00	100.00 100.00 0.00 0.00	307.42 307.42 0.00 0.00	307.42 % 307.42 % 0.00 % 0.00 %	39.00 % 7.00 %	403.86 0.00 52.31 % 0.00 %	20.00 %
	1-Jul-11 to 30-Jun-13	Non-Donor Project	0.00	0.00	0.00	0.00 %			
							Taka Release : % of Allocation :	100.00 100.00 %	
843	4343-5012	Pirojpur-Gopalgonj-Bagerhat Integrated Agricultural Development (DMM Component).	748.00 748.00 0.00 0.00	25.00 25.00 0.00 0.00	22.42 22.42 0.00 0.00	89.68 % 89.68 % 0.00 % 0.00 %	3.00 % 3.00 %	22.42 0.00 3.00 % 0.00 %	3.00 %
	1-Jul-12 to 30-Jun-17	Non-Donor Project	0.00	0.00	0.00	0.00 %			
							Taka Release : % of Allocation :	25.00 100.00 %	
Executing Agency Total			3,990.00 3,990.00 0.00 0.00	1,025.00 1,025.00 0.00 0.00	1,304.35 1,304.35 0.00 0.00	127.25 % 127.25 % 0.00 % 0.00 %		Taka Release : % of Allocation :	1,025.00 100.00 %

Soil Research and Other Research Facilities

Project-wise Implementation Status of the project under Ministry of Agriculture

Reporting Period: July 2012 To June 2013

RADP:2012-13

(Taka in Lakh)

SI No.	Ministry/Division Name Agency Name Project Code and Name		Project Cost	Target and Progress			Cumulative Progress upto Reporting Period		
				Financial		Physical (% of Total Project) A) Target B) Progress	Fin. Total PA (% of Projects Cost)	Physical Progress in %	
	Allocation	Expenditure							
1	2	3	4	5	6	7	8	9	
844	4345-5011	Food Security Program-2006, Soil Fertility Component.	7,825.88 454.00 7,371.88	1,090.00 90.00 1,000.00	1,395.25 81.24 1,314.01	128.00 % 90.27 % 131.40 %	13.00 % 11.00 % 103.24 %	7,778.35 7,610.60 99.39 %	92.00 %
1-Jan-08 to 31-Dec-14	EC		0.00	0.00 0.00	0.00 0.00	0.00 % 0.00 %	Taka Release : 90.00 % of Allocation : 100.00 %		
845	4345-5382	Minimizing Rice Yield Gap Projec (SRDI Part).	93.00 93.00 0.00 0.00	20.00 20.00 0.00 0.00	19.98 19.98 0.00 0.00	99.90 % 99.90 % 0.00 % 0.00 %	22.00 % 21.00 % 0.00 % 0.00 %	79.98 0.00 86.00 % 0.00 %	86.00 %
1-Jan-11 to 31-Dec-13	Non-Donor Project		0.00	0.00 0.00	0.00 0.00	0.00 % 0.00 %	Taka Release : 20.00 % of Allocation : 100.00 %		
846	4345-5014	Pirojpur-Gopalgonj-Bagerhat Integrated Agricultural Development (SRDI Component).	1,366.00 1,366.00 0.00 0.00	28.00 28.00 0.00 0.00	27.79 27.79 0.00 0.00	99.25 % 99.25 % 0.00 % 0.00 %	2.00 % 2.00 % 0.00 % 0.00 %	27.79 0.00 2.03 % 0.00 %	2.00 %
1-Jul-12 to 30-Jun-17	Non-Donor Project		0.00	0.00 0.00	0.00 0.00	0.00 % 0.00 %	Taka Release : 28.00 % of Allocation : 100.00 %		

Project-wise Implementation Status of the project under Ministry of Agriculture

Reporting Period: July 2012 To June 2013

RADP:2012-13

(Taka in Lakh)

SI No.	Ministry/Division Name Agency Name Project Code and Name		Project Cost	Target and Progress			Cumulative Progress upto Reporting Period		
				Financial		Physical (% of Total Project) A) Target B) Progress	Fin. Total PA (% of Projects Cost)	Physical Progress in %	
	Allocation	Expenditure							
	Implementation Period	Development Partner	A) Total B) Taka C) PA D) RPA	A) Total B) Taka C) PA D) RPA E) CDVAT	A) Total B) Taka C) PA D) RPA E) CDVAT	% of Allocation			
	1	2	3	4	5	6	7	8	9
847	4345-5012	Soil Resources Management and Farmers Services.	2,000.00 2,000.00 0.00 0.00	260.00 260.00 0.00 0.00	259.05 259.05 0.00 0.00	99.63 % 99.63 % 0.00 % 0.00 %	13.00 % 13.00 % 0.00 % 0.00 %	259.05 0.00 12.95 % 0.00 %	13.00 %
	1-Jul-12 to 30-Jun-15	Non-Donor Project	0.00	0.00	0.00	0.00 %			
				0.00	0.00	0.00 %		Taka Release : 260.00 % of Allocation : 100.00 %	
848	4345-5013	Establishment of Fertilizer Testing Laboratory and Research Centre.	3,115.00 3,115.00 0.00 0.00	174.00 174.00 0.00 0.00	140.10 140.10 0.00 0.00	80.52 % 80.52 % 0.00 % 0.00 %	6.00 % 5.00 % 0.00 % 0.00 %	140.10 0.00 4.50 % 0.00 %	5.00 %
	1-Jul-12 to 30-Jun-15	Non-Donor Project	0.00	0.00	0.00	0.00 %			
				0.00	0.00	0.00 %		Taka Release : 174.00 % of Allocation : 100.00 %	
Executing Agency Total			14,399.88 7,028.00 7,371.88 0.00	1,572.00 572.00 1,000.00 0.00	1,842.17 528.16 1,314.01 0.00	117.19 % 92.34 % 131.40 % 0.00 %		Taka Release : 572.00 % of Allocation : 100.00 %	

Barindra Multipurpose Development Agency

Project-wise Implementation Status of the project under Ministry of Agriculture

Reporting Period: July 2012 To June 2013

RADP:2012-13

(Taka in Lakh)

SI No.	Ministry/Division Name Agency Name Project Code and Name		Project Cost	Target and Progress			Cumulative Progress upto Reporting Period		
				Financial		Physical (% of Total Project) A) Target B) Progress	Fin. Total PA (% of Projects Cost)	Physical Progress in %	
	Allocation	Expenditure							
	Implementation Period	Development Partner	A) Total B) Taka C) PA D) RPA	A) Total B) Taka C) PA D) RPA E) CDVAT	A) Total B) Taka C) PA D) RPA E) CDVAT	% of Allocation			
	1	2	3	4	5	6	7	8	9
849	4305-8385	Command Area Development and Training Project (2nd phase).	16,154.23 16,154.23 0.00 0.00	2,764.00 2,764.00 0.00 0.00	2,763.64 2,763.64 0.00 0.00	99.99 % 99.99 % 0.00 % 0.00 %	17.40 % 14.70 % 0.00 % 0.00 %	16,123.78 0.00 99.81 % 0.00 %	97.30 %
	1-Jul-08 to 30-Jun-13	Non-Donor Project						Taka Release : % of Allocation :	2,764.00 100.00 %
850	4305-8860	Activatiig Inoperable Deep Tubewells for Irrigation.	20,128.00 20,128.00 0.00 0.00	2,250.00 2,250.00 0.00 0.00	2,250.00 2,250.00 0.00 0.00	100.00 % 100.00 % 0.00 % 0.00 %	9.33 % 9.33 % 0.00 % 0.00 %	18,898.98 0.00 93.89 % 0.00 %	94.05 %
	1-Jul-08 to 30-Jun-13	Non-Donor Project						Taka Release : % of Allocation :	2,250.00 100.00 %
851	4305-7630	Deep Tubewell Installation Project (2nd Phase).	24,785.00 24,785.00 0.00 0.00	2,315.00 2,315.00 0.00 0.00	2,315.00 2,315.00 0.00 0.00	100.00 % 100.00 % 0.00 % 0.00 %	9.64 % 9.64 % 0.00 % 0.00 %	11,015.00 0.00 44.44 % 0.00 %	44.96 %
	1-Jan-10 to 31-Dec-13	Non-Donor Project						Taka Release : % of Allocation :	2,315.00 100.00 %

Project-wise Implementation Status of the project under Ministry of Agriculture

Reporting Period: July 2012 To June 2013

RADP:2012-13

(Taka in Lakh)

SI No.	Ministry/Division Name Agency Name Project Code and Name		Project Cost	Target and Progress			Cumulative Progress upto Reporting Period		
				Financial		Physical (% of Total Project) A) Target B) Progress	Fin. Total PA (% of Projects Cost)	Physical Progress in %	
	Allocation	Expenditure							
	Implementation Period	Development Partner	A) Total B) Taka C) PA D) RPA	A) Total B) Taka C) PA D) RPA E) CDVAT	A) Total B) Taka C) PA D) RPA E) CDVAT	% of Allocation			
	1	2	3	4	5	6	7	8	9
852	4305-8876	Command Area Extension and Development.	5,124.59 5,124.59 0.00 0.00	2,235.00 2,235.00 0.00 0.00	2,234.06 2,234.06 0.00 0.00	99.96 % 99.96 % 0.00 % 0.00 %	42.60 % 42.59 % 0.00 % 0.00 %	5,074.00 0.00 99.01 % 0.00 %	99.02 %
	1-Jan-10 to 30-Jun-13	Non-Donor Project						Taka Release : % of Allocation :	2,234.59 99.98 %
853	4305-7790	Marketing the Agricultural Products through Development of Rural Communication Project	29,980.00 29,980.00 0.00 0.00	2,800.00 2,800.00 0.00 0.00	2,800.00 2,800.00 0.00 0.00	100.00 % 100.00 % 0.00 % 0.00 %	9.02 % 9.02 % 0.00 % 0.00 %	5,600.00 0.00 18.68 % 0.00 %	18.69 %
	1-Oct-10 to 30-Jun-13	Non-Donor Project						Taka Release : % of Allocation :	2,800.00 100.00 %
854	4305-7850	Panchagar, Takurgaon, Dinajour and Joypurhat Integrated Development Project.	27,095.45 27,095.45 0.00 0.00	2,400.00 2,400.00 0.00 0.00	2,400.00 2,400.00 0.00 0.00	100.00 % 100.00 % 0.00 % 0.00 %	8.95 % 8.95 % 0.00 % 0.00 %	4,665.00 0.00 17.22 % 0.00 %	18.17 %
	1-Jul-10 to 30-Jun-13	Non-Donor Project						Taka Release : % of Allocation :	2,400.00 100.00 %

Project-wise Implementation Status of the project under Ministry of Agriculture

Reporting Period: July 2012 To June 2013

RADP:2012-13

(Taka in Lakh)

SI No.	Ministry/Division Name Agency Name Project Code and Name		Project Cost	Target and Progress			Cumulative Progress upto Reporting Period		
				Financial		Physical (% of Total Project) A) Target B) Progress	Fin. Total PA (% of Projects Cost)	Physical Progress in %	
	Allocation	Expenditure							
		A) Total B) Taka C) PA D) RPA E) CDVAT		A) Total B) Taka C) PA D) RPA E) CDVAT	% of Allocation				
1	2	3	4	5	6	7	8	9	
855	4305-8041	Barind Rain Water Conservation & Irrigation Project (second phase).	23,895.00	2,000.00	2,000.00	100.00 %	8.00 %	3,000.00	13.00 %
			23,895.00	2,000.00	2,000.00	100.00 %	8.00 %	0.00	
			0.00	0.00	0.00	0.00 %		12.55 %	
			0.00	0.00	0.00	0.00 %		0.00 %	
1-Mar-11 to 30-Jun-14	Non-Donor Project		0.00	0.00	0.00	0.00 %			
				0.00	0.00	0.00 %			
								Taka Release : 2,000.00	
								% of Allocation : 100.00 %	
	Executing Agency Total		147,162.27	16,764.00	16,762.69	99.99 %			
			147,162.27	16,764.00	16,762.69	99.99 %			
			0.00	0.00	0.00	0.00 %			
			0.00	0.00	0.00	0.00 %			
				0.00	0.00	0.00 %			
								Taka Release : 16,763.59	
								% of Allocation : 100.00 %	
Bangladesh Agricultural Research Institute									
856	4305-8370	Agriculture Sector Program Support-2nd phase (BARI Part).	295.00	16.00	16.00	100.00 %	5.42 %	294.00	99.00 %
			0.00	0.00	0.00	0.00 %	5.00 %	294.00	
			295.00	16.00	16.00	100.00 %		99.66 %	
			0.00	0.00	0.00	0.00 %		99.66 %	
1-Oct-07 to 30-Jun-13	Non-Donor Project		0.00	0.00	0.00	0.00 %			
				0.00	0.00	0.00 %			
								Taka Release : 0.00	
								% of Allocation : 0.00 %	

Project-wise Implementation Status of the project under Ministry of Agriculture

Reporting Period: July 2012 To June 2013

RADP:2012-13

(Taka in Lakh)

SI No.	Ministry/Division Name Agency Name Project Code and Name		Project Cost	Target and Progress			Cumulative Progress upto Reporting Period		
				Financial		Physical (% of Total Project) A) Target B) Progress	Fin. Total PA (% of Projects Cost)	Physical Progress in %	
	Allocation	Expenditure							
	Implementation Period	Development Partner	A) Total B) Taka C) PA D) RPA	A) Total B) Taka C) PA D) RPA E) CDVAT	A) Total B) Taka C) PA D) RPA E) CDVAT	% of Allocation			
	1	2	3	4	5	6	7	8	9
857	4305-8430	Strengthening of Information and Communication Technology (ICT) and Biometrical Facilities at BARI.	800.00 800.00 0.00 0.00	283.00 283.00 0.00 0.00	283.00 283.00 0.00 0.00	100.00 % 100.00 % 0.00 % 0.00 %	35.00 % 34.00 % 130.75 % 0.00 %	1,046.00 0.00 130.75 % 0.00 %	99.00 %
	1-Jul-08 to 30-Jun-13	Non-Donor Project		0.00 0.00	0.00 0.00	0.00 % 0.00 %		Taka Release : 283.00 % of Allocation : 100.00 %	
858	4305-5076	Continuation and Expansion of Pesticides Reserch in Pesticide Analytical Laboratory at BARI.	859.00 859.00 0.00 0.00	106.00 106.00 0.00 0.00	105.98 105.98 0.00 0.00	99.98 % 99.98 % 0.00 % 0.00 %	12.00 % 11.00 % 59.05 % 0.00 %	507.28 0.00 59.05 % 0.00 %	59.00 %
	1-Jul-10 to 30-Jun-15	Non-Donor Project		0.00 0.00	0.00 0.00	0.00 % 0.00 %		Taka Release : 106.00 % of Allocation : 100.00 %	
859	4305-5075	Developmet of Safe Vegetables Production Technology Utilization Municipal Organic Waste in the Peri-Urban Areas.	918.80 918.80 0.00 0.00	370.00 370.00 0.00 0.00	370.00 370.00 0.00 0.00	100.00 % 100.00 % 0.00 % 0.00 %	40.00 % 38.00 % 83.27 % 0.00 %	765.11 0.00 83.27 % 0.00 %	83.00 %
	1-Jul-10 to 30-Jun-13	Non-Donor Project		0.00 0.00	0.00 0.00	0.00 % 0.00 %		Taka Release : 370.00 % of Allocation : 100.00 %	

Project-wise Implementation Status of the project under Ministry of Agriculture

Reporting Period: July 2012 To June 2013

RADP:2012-13

(Taka in Lakh)

SI No.	Ministry/Division Name Agency Name Project Code and Name		Project Cost	Target and Progress			Cumulative Progress upto Reporting Period		
				Financial		Physical (% of Total Project) A) Target B) Progress	Fin. Total PA (% of Projects Cost)	Physical Progress in %	
	Allocation	Expenditure							
	Implementation Period	Development Partner	A) Total B) Taka C) PA D) RPA	A) Total B) Taka C) PA D) RPA E) CDVAT	A) Total B) Taka C) PA D) RPA E) CDVAT	% of Allocation			
	1	2	3	4	5	6	7	8	9
860	4305-8882	Development Project for Quality Seeds of Rice, Wheat and Maize (BARI Component).	3,732.00 3,732.00 0.00 0.00	583.00 583.00 0.00 0.00	583.00 583.00 0.00 0.00	100.00 % 100.00 % 0.00 % 0.00 %	15.62 % 15.00 % 0.00 % 0.00 %	3,075.00 0.00 82.40 % 0.00 %	82.00 %
	1-Mar-09 to 31-Dec-13	Non-Donor Project						Taka Release : % of Allocation :	583.00 100.00 %
861	4305-7690	Integrated Quality Horticulture Development Project -2nd phase (BARI)	5,481.00 5,481.00 0.00 0.00	1,400.00 1,400.00 0.00 0.00	1,400.00 1,400.00 0.00 0.00	100.00 % 100.00 % 0.00 % 0.00 %	26.00 % 25.00 % 0.00 % 0.00 %	3,298.91 0.00 60.19 % 0.00 %	60.00 %
	1-Jul-10 to 31-Dec-13	Non-Donor Project						Taka Release : % of Allocation :	1,400.00 100.00 %
862	4305-7740	Development Project of Tuber Crops (BARI).	2,752.00 2,752.00 0.00 0.00	965.00 965.00 0.00 0.00	965.00 965.00 0.00 0.00	100.00 % 100.00 % 0.00 % 0.00 %	35.00 % 34.00 % 0.00 % 0.00 %	2,060.15 0.00 74.86 % 0.00 %	74.00 %
	1-Jul-10 to 30-Jun-13	Non-Donor Project						Taka Release : % of Allocation :	965.00 100.00 %

Project-wise Implementation Status of the project under Ministry of Agriculture

Reporting Period: July 2012 To June 2013

RADP:2012-13

(Taka in Lakh)

SI No.	Ministry/Division Name Agency Name Project Code and Name		Project Cost	Target and Progress			Cumulative Progress upto Reporting Period		
				Financial		Physical (% of Total Project) A) Target B) Progress	Fin. Total PA (% of Projects Cost)	Physical Progress in %	
	Allocation	Expenditure							
	Implementation Period	Development Partner	A) Total B) Taka C) PA D) RPA	A) Total B) Taka C) PA D) RPA E) CDVAT	A) Total B) Taka C) PA D) RPA E) CDVAT	% of Allocation			
	1	2	3	4	5	6	7	8	9
863	4305-7710	Farm's Machinery & Technology Development and Dissemination (BARI).	1,462.00 1,462.00 0.00 0.00	469.00 469.00 0.00 0.00	469.98 469.98 0.00 0.00	100.21 % 100.21 % 0.00 % 0.00 %	32.00 % 31.00 % 0.00 % 0.00 %	1,299.26 0.00 88.87 % 0.00 %	80.00 %
	1-Jul-10 to 30-Jun-13	Non-Donor Project						Taka Release : % of Allocation :	469.00 100.00 %
864	4305-8100	Upgradation of Pulse Research Sub-station Madaripur to Regional Pluses Research Station.	1,816.00 1,816.00 0.00 0.00	615.00 615.00 0.00 0.00	598.75 598.75 0.00 0.00	97.36 % 97.36 % 0.00 % 0.00 %	33.00 % 34.00 % 0.00 % 0.00 %	1,334.75 0.00 73.50 % 0.00 %	73.00 %
	1-Jan-11 to 30-Jun-14	Non-Donor Project						Taka Release : % of Allocation :	598.75 97.36 %
865	4305-8885	Enhancing Quality Seed Supply (BARI).	5,954.33 1,547.00 4,407.33 4,407.33	1,150.00 250.00 900.00 900.00	394.67 250.00 144.67 144.67	34.32 % 100.00 % 16.07 % 16.07 %	20.00 % 7.00 % 0.00 % 0.00 %	619.79 344.67 10.41 % 7.82 %	10.40 %
	1-Jul-11 to 30-Jun-14	IDB						Taka Release : % of Allocation :	250.00 100.00 %

Project-wise Implementation Status of the project under Ministry of Agriculture

Reporting Period: July 2012 To June 2013

RADP:2012-13

(Taka in Lakh)

SI No.	Ministry/Division Name Agency Name Project Code and Name		Project Cost	Target and Progress			Cumulative Progress upto Reporting Period		
				Financial		Physical (% of Total Project) A) Target B) Progress	Fin. Total PA (% of Projects Cost)	Physical Progress in %	
	Allocation	Expenditure							
	Implementation Period	Development Partner	A) Total B) Taka C) PA D) RPA	A) Total B) Taka C) PA D) RPA E) CDVAT	A) Total B) Taka C) PA D) RPA E) CDVAT	% of Allocation			
	1	2	3	4	5	6	7	8	9
866	4305-5012	Mujib Nagar Integrated Agriculture Developmen (BARI).	665.23 665.23 0.00 0.00	160.00 160.00 0.00 0.00	160.00 160.00 0.00 0.00	100.00 % 100.00 % 0.00 % 0.00 %	25.00 % 24.00 % 0.00 % 0.00 %	314.05 0.00 47.21 % 0.00 %	48.00 %
	1-Jul-11 to 30-Jun-13	Non-Donor Project						Taka Release : % of Allocation :	160.00 100.00 %
867	4305-5220	Integrated Agricultural Productivity Project (BARI Component).	2,200.00 283.00 1,917.00 1,917.00	499.00 150.00 349.00 349.00	494.80 150.00 344.80 344.80	99.16 % 100.00 % 98.80 % 98.80 %	23.00 % 22.00 % 0.00 % 0.00 %	640.25 459.57 29.10 % 23.97 %	29.00 %
	1-Jul-11 to 30-Jun-16	Non-Donor Project						Taka Release : % of Allocation :	150.00 100.00 %
868	4305-5015	Pirojpur-Gopalgonj-Bagerhat Integrated Agricultural Development (BARI Component).	540.00 540.00 0.00 0.00	30.00 30.00 0.00 0.00	30.00 30.00 0.00 0.00	100.00 % 100.00 % 0.00 % 0.00 %	6.00 % 6.00 % 0.00 % 0.00 %	283.09 0.00 52.42 % 0.00 %	11.00 %
	1-Jul-12 to 30-Jun-17	Non-Donor Project						Taka Release : % of Allocation :	30.00 100.00 %

Project-wise Implementation Status of the project under Ministry of Agriculture

Reporting Period: July 2012 To June 2013

RADP:2012-13

(Taka in Lakh)

SI No.	Ministry/Division Name Agency Name Project Code and Name		Project Cost	Target and Progress			Cumulative Progress upto Reporting Period		
				Financial		Physical (% of Total Project) A) Target B) Progress	Fin. Total PA (% of Projects Cost)	Physical Progress in %	
				Allocation	Expenditure				
1	2	3	4	5	6	7	8	9	
869	4305-5018	Research and Research Infrastructure Development and Extension of BARI Project.	1,600.00 1,600.00 0.00 0.00	100.00 100.00 0.00 0.00	100.00 100.00 0.00 0.00	100.00 % 100.00 % 0.00 % 0.00 %	7.00 % 7.00 % 6.25 % 0.00 %	100.00 0.00 6.25 % 0.00 %	8.00 %
1-Jan-12 to 30-Jun-16	Non-Donor Project		0.00	0.00	0.00	0.00 %			
				0.00	0.00	0.00 %	Taka Release : % of Allocation :	100.00 100.00 %	
Executing Agency Total			29,075.36 22,456.03 6,619.33 6,324.33	6,746.00 5,481.00 1,265.00 1,249.00 0.00	5,971.18 5,465.71 505.47 489.47 0.00	88.51 % 99.72 % 39.96 % 39.19 % 0.00 %	Taka Release : % of Allocation :	5,464.75 99.70 %	
Bangladesh Agriculture Development Corporation									
870	4305-7440	Construction of Rubber Dam in Small and Medium Rivers for Increasing of Food Productivity (BADC Component).	5,731.90 5,731.90 0.00 0.00	268.00 268.00 0.00 0.00	255.46 255.46 0.00 0.00	95.32 % 95.32 % 0.00 % 0.00 %	5.00 % 4.00 % 31.86 % 0.00 %	1,826.17 0.00 31.86 % 0.00 %	75.00 %
1-Jul-09 to 30-Jun-14	Non-Donor Project		0.00	0.00	0.00	0.00 %			
				0.00	0.00	0.00 %	Taka Release : % of Allocation :	268.00 100.00 %	

Project-wise Implementation Status of the project under Ministry of Agriculture

Reporting Period: July 2012 To June 2013

RADP:2012-13

(Taka in Lakh)

SI No.	Ministry/Division Name Agency Name Project Code and Name		Project Cost	Target and Progress			Cumulative Progress upto Reporting Period		
				Financial		Physical (% of Total Project) A) Target B) Progress	Fin. Total PA (% of Projects Cost)	Physical Progress in %	
	Allocation	Expenditure							
		A) Total B) Taka C) PA D) RPA E) CDVAT		A) Total B) Taka C) PA D) RPA E) CDVAT	% of Allocation	A) Target B) Progress	8	9	
1	2	3	4	5	6	7	8	9	
871	4305-7450	Pulse and Oil Seed Project (2nd Phase).	9,882.00 9,882.00 0.00 0.00	1,850.00 1,850.00 0.00 0.00	1,849.79 1,849.79 0.00 0.00	99.99 % 99.99 % 0.00 % 0.00 %	19.00 % 15.00 % 73.44 % 0.00 %	7,257.11 0.00 73.44 % 0.00 %	70.00 %
1-Jul-09	to 30-Jun-14	Non-Donor Project	0.00	0.00	0.00	0.00 %			
				0.00	0.00	0.00 %	Taka Release : % of Allocation :	1,850.00 100.00 %	
872	4305-7150	Ashugonj-Palash Agro- Irrigation Project (4th Phase).	2,582.26 2,582.26 0.00 0.00	250.00 250.00 0.00 0.00	249.92 249.92 0.00 0.00	99.97 % 99.97 % 0.00 % 0.00 %	6.00 % 6.00 % 92.38 % 0.00 %	2,385.57 0.00 92.38 % 0.00 %	89.00 %
1-Jan-09	to 31-Dec-13	Non-Donor Project	0.00	0.00	0.00	0.00 %			
				0.00	0.00	0.00 %	Taka Release : % of Allocation :	250.00 100.00 %	
873	4305-7470	Greater Bogra-Rangpur-Dinajpur Integrated Area Development Project (2nd Phase).	2,310.96 2,310.96 0.00 0.00	343.00 343.00 0.00 0.00	340.70 340.70 0.00 0.00	99.33 % 99.33 % 0.00 % 0.00 %	15.00 % 15.00 % 89.94 % 0.00 %	2,078.52 0.00 89.94 % 0.00 %	86.00 %
1-Jul-09	to 30-Jun-14	Non-Donor Project	0.00	0.00	0.00	0.00 %			
				0.00	0.00	0.00 %	Taka Release : % of Allocation :	343.00 100.00 %	

Project-wise Implementation Status of the project under Ministry of Agriculture

Reporting Period: July 2012 To June 2013

RADP:2012-13

(Taka in Lakh)

SI No.	Ministry/Division Name Agency Name Project Code and Name		Project Cost	Target and Progress			Cumulative Progress upto Reporting Period		
				Financial		Physical (% of Total Project) A) Target B) Progress	Fin. Total PA (% of Projects Cost)	Physical Progress in %	
	Allocation	Expenditure							
	Implementation Period	Development Partner	A) Total B) Taka C) PA D) RPA	A) Total B) Taka C) PA D) RPA E) CDVAT	A) Total B) Taka C) PA D) RPA E) CDVAT	% of Allocation			
	1	2	3	4	5	6	7	8	9
874	4305-7460	Innovative use of Surface Water Project (2nd Phase).	2,522.90 2,522.90 0.00 0.00	180.00 180.00 0.00 0.00	179.95 179.95 0.00 0.00	99.97 % 99.97 % 0.00 % 0.00 %	7.00 % 7.00 %	2,666.54 0.00 105.69 % 0.00 %	90.00%
	1-Jul-09 to 30-Jun-14	Non-Donor Project						Taka Release : % of Allocation :	180.00 100.00 %
875	4305-7490	Greater Mymensingh-Tangail Integrated Agriculture Development Project (2nd Phase).	2,540.23 2,540.23 0.00 0.00	445.00 445.00 0.00 0.00	442.19 442.19 0.00 0.00	99.37 % 99.37 % 0.00 % 0.00 %	17.50 % 17.50 %	2,271.57 0.00 89.42 % 0.00 %	89.00%
	1-Jul-09 to 30-Jun-14	Non-Donor Project						Taka Release : % of Allocation :	445.00 100.00 %
876	4305-7480	Greater Khulna-Jessore-Kushtia Integrated Agricultural Development Project (2nd Phase).	2,405.05 2,405.05 0.00 0.00	327.00 327.00 0.00 0.00	325.19 325.19 0.00 0.00	99.45 % 99.45 % 0.00 % 0.00 %	13.60 % 13.60 %	2,341.00 0.00 97.34 % 0.00 %	91.00%
	1-Jul-09 to 30-Jun-14	Non-Donor Project						Taka Release : % of Allocation :	327.00 100.00 %

Project-wise Implementation Status of the project under Ministry of Agriculture

Reporting Period: July 2012 To June 2013

RADP:2012-13

(Taka in Lakh)

SI No.	Ministry/Division Name Agency Name Project Code and Name		Project Cost	Target and Progress			Cumulative Progress upto Reporting Period		
				Financial		Physical (% of Total Project) A) Target B) Progress	Fin. Total PA (% of Projects Cost)	Physical Progress in %	
	Allocation	Expenditure							
	Implementation Period	Development Partner	A) Total B) Taka C) PA D) RPA	A) Total B) Taka C) PA D) RPA E) CDVAT	A) Total B) Taka C) PA D) RPA E) CDVAT	% of Allocation			
	1	2	3	4	5	6	7	8	9
877	4305-7640	Expansion of Irrigation through utilization of Surface Water by Double Lifting (Phase-II).	10,151.00 10,151.00 0.00 0.00	1,700.00 1,700.00 0.00 0.00	1,699.42 1,699.42 0.00 0.00	99.97 % 99.97 % 0.00 % 0.00 %	17.00 % 17.00 % 0.00 % 0.00 %	7,800.47 0.00 76.84 % 0.00 %	73.00 %
	1-Jul-09 to 30-Jun-14	Non-Donor Project						Taka Release : % of Allocation :	1,700.00 100.00 %
878	4305-8881	Improvement and Quality Seed Production of Rice, Wheat and Maize Project (BADC Component).	18,671.00 18,671.00 0.00 0.00	2,400.00 2,400.00 0.00 0.00	2,399.94 2,399.94 0.00 0.00	100.00 % 100.00 % 0.00 % 0.00 %	13.00 % 13.00 % 0.00 % 0.00 %	16,542.92 0.00 88.60 % 0.00 %	86.00 %
	1-Mar-09 to 31-Dec-13	Non-Donor Project						Taka Release : % of Allocation :	2,400.00 100.00 %
879	4305-7680	Integrated Quality Horticulture Development Project-2nd phase (BADC).	2,770.40 2,770.40 0.00 0.00	867.00 867.00 0.00 0.00	854.07 854.07 0.00 0.00	98.51 % 98.51 % 0.00 % 0.00 %	31.50 % 31.50 % 0.00 % 0.00 %	2,246.81 0.00 81.10 % 0.00 %	69.00 %
	1-Jul-10 to 31-Dec-13	Non-Donor Project						Taka Release : % of Allocation :	867.00 100.00 %

Project-wise Implementation Status of the project under Ministry of Agriculture

Reporting Period: July 2012 To June 2013

RADP:2012-13

(Taka in Lakh)

SI No.	Ministry/Division Name Agency Name Project Code and Name		Project Cost	Target and Progress			Cumulative Progress upto Reporting Period		
				Financial		Physical (% of Total Project) A) Target B) Progress	Fin. Total PA (% of Projects Cost)	Physical Progress in %	
	Allocation	Expenditure							
	Implementation Period	Development Partner	A) Total B) Taka C) PA D) RPA	A) Total B) Taka C) PA D) RPA E) CDVAT	A) Total B) Taka C) PA D) RPA E) CDVAT	% of Allocation			
	1	2	3	4	5	6	7	8	9
880	4305-7730	Tuber Crops Development Project (BADC).	23,292.33 23,292.33 0.00	4,500.00 4,500.00 0.00	4,498.08 4,498.08 0.00	99.96 % 99.96 % 0.00 %	19.31 % 19.31 % 0.00 %	10,246.63 0.00 43.99 % 0.00 %	24.00 %
	1-Jul-10 to 30-Jun-13	Non-Donor Project	0.00	0.00	0.00	0.00 %			
				0.00	0.00	0.00 %	Taka Release : % of Allocation :	4,500.00 100.00 %	
881	4305-7770	Development and Multiplication of Agricultural Seed (2nd phase).	551.36 551.36 0.00	118.63 118.63 0.00	118.62 118.62 0.00	99.99 % 99.99 % 0.00 %	22.00 % 22.00 % 0.00 %	407.31 0.00 73.87 % 0.00 %	74.00 %
	1-Jul-10 to 30-Jun-13	Non-Donor Project	0.00	0.00	0.00	0.00 %			
				0.00	0.00	0.00 %	Taka Release : % of Allocation :	118.63 100.00 %	
882	4305-7800	Private Seed Sector Development Project (2nd Phase).	1,746.00 1,746.00 0.00	500.00 500.00 0.00	500.00 500.00 0.00	100.00 % 100.00 % 0.00 %	29.00 % 29.00 % 0.00 %	1,028.80 0.00 58.92 % 0.00 %	51.00 %
	1-Jan-11 to 31-Dec-13	Non-Donor Project	0.00	0.00	0.00	0.00 %			
				0.00	0.00	0.00 %	Taka Release : % of Allocation :	500.00 100.00 %	

Project-wise Implementation Status of the project under Ministry of Agriculture

Reporting Period: July 2012 To June 2013

RADP:2012-13

(Taka in Lakh)

SI No.	Ministry/Division Name Agency Name Project Code and Name		Project Cost	Target and Progress			Cumulative Progress upto Reporting Period		
				Financial		Physical (% of Total Project) A) Target B) Progress	Fin. Total PA (% of Projects Cost)	Physical Progress in %	
	Allocation	Expenditure							
	Implementation Period	Development Partner	A) Total B) Taka C) PA D) RPA	A) Total B) Taka C) PA D) RPA E) CDVAT	A) Total B) Taka C) PA D) RPA E) CDVAT	% of Allocation			
	1	2	3	4	5	6	7	8	9
883	4305-7700 Project for Enhancement of Agricultural Production and Poverty Alleviation by Introducing Force Mode Tube-well Irrigation.		2,583.43 2,583.43 0.00 0.00	630.00 630.00 0.00 0.00	625.06 625.06 0.00 0.00	99.22 % 99.22 % 0.00 % 0.00 %	24.38 % 24.80 % 0.00 % 0.00 %	2,568.18 0.00 99.41 % 0.00 %	72.42 %
	1-Jul-10 to 30-Jun-14	Non-Donor Project	0.00	0.00	0.00	0.00 %			
				0.00	0.00	0.00 %	Taka Release : % of Allocation :	630.00 100.00 %	
884	4305-7780 Greater Dhaka District Irrigation Development Project.		9,930.70 9,930.70 0.00 0.00	2,300.00 2,300.00 0.00 0.00	2,295.15 2,295.15 0.00 0.00	99.79 % 99.79 % 0.00 % 0.00 %	23.00 % 23.00 % 0.00 % 0.00 %	7,079.88 0.00 71.29 % 0.00 %	66.00 %
	1-Jul-10 to 31-Dec-13	Non-Donor Project	0.00	0.00	0.00	0.00 %			
				0.00	0.00	0.00 %	Taka Release : % of Allocation :	2,300.00 100.00 %	
885	4305-7750 Project Activating inoperable Deep Tube wells of BADC for Irrigation.		17,086.40 17,086.40 0.00 0.00	3,200.00 3,200.00 0.00 0.00	3,169.49 3,169.49 0.00 0.00	99.05 % 99.05 % 0.00 % 0.00 %	19.00 % 19.00 % 0.00 % 0.00 %	7,754.72 0.00 45.39 % 0.00 %	42.00 %
	1-Jul-10 to 30-Jun-13	Non-Donor Project	0.00	0.00	0.00	0.00 %			
				0.00	0.00	0.00 %	Taka Release : % of Allocation :	3,200.00 100.00 %	

Project-wise Implementation Status of the project under Ministry of Agriculture

Reporting Period: July 2012 To June 2013

RADP:2012-13

(Taka in Lakh)

SI No.	Ministry/Division Name Agency Name Project Code and Name		Project Cost	Target and Progress			Cumulative Progress upto Reporting Period		
				Financial		Physical (% of Total Project) A) Target B) Progress	Fin. Total PA (% of Projects Cost)	Physical Progress in %	
	Allocation	Expenditure							
	Implementation Period	Development Partner	A) Total B) Taka C) PA D) RPA	A) Total B) Taka C) PA D) RPA E) CDVAT	A) Total B) Taka C) PA D) RPA E) CDVAT	% of Allocation			
	1	2	3	4	5	6	7	8	9
886	4305-8884	Enhancing Quality Seed Supply (BADC).	18,645.60	954.00	911.69	95.56 %	5.00 %	2,022.23	10.00 %
			4,050.00	600.00	600.00	100.00 %	5.00 %	1,422.23	
			14,595.60	354.00	311.69	88.05 %		10.85 %	
			0.00	0.00	0.00	0.00 %		9.74 %	
1-Jul-11	to 30-Jun-14	IDB		0.00	0.00	0.00 %			
				0.00	0.00	0.00 %		Taka Release : 600.00	
				0.00	0.00	0.00 %		% of Allocation : 100.00 %	
887	4305-8911	Mujibnagar Integrated Agriculture Development (BADC)).	14,930.78	2,500.00	2,499.00	99.96 %	17.00 %	4,105.70	24.00 %
			14,930.78	2,500.00	2,499.00	99.96 %	17.00 %	0.00	
			0.00	0.00	0.00	0.00 %		27.50 %	
			0.00	0.00	0.00	0.00 %		0.00 %	
1-Jul-11	to 30-Jun-13	Non-Donor Project		0.00	0.00	0.00 %			
				0.00	0.00	0.00 %		Taka Release : 2,500.00	
				0.00	0.00	0.00 %		% of Allocation : 100.00 %	
888	4305-8910	Greater Faridpur District Irrigation Development Project.	8,968.78	2,400.00	2,372.05	98.84 %	27.00 %	5,328.04	49.00 %
			8,968.78	2,400.00	2,372.05	98.84 %	27.00 %	0.00	
			0.00	0.00	0.00	0.00 %		59.41 %	
			0.00	0.00	0.00	0.00 %		0.00 %	
1-Jul-11	to 31-Jul-14	Non-Donor Project		0.00	0.00	0.00 %			
				0.00	0.00	0.00 %		Taka Release : 2,400.00	
				0.00	0.00	0.00 %		% of Allocation : 100.00 %	

Project-wise Implementation Status of the project under Ministry of Agriculture

Reporting Period: July 2012 To June 2013

RADP:2012-13

(Taka in Lakh)

SI No.	Ministry/Division Name Agency Name Project Code and Name		Project Cost	Target and Progress			Cumulative Progress upto Reporting Period		
				Financial		Physical (% of Total Project) A) Target B) Progress	Fin. Total PA (% of Projects Cost)	Physical Progress in %	
	Allocation	Expenditure							
	Implementation Period	Development Partner	A) Total B) Taka C) PA D) RPA	A) Total B) Taka C) PA D) RPA E) CDVAT	A) Total B) Taka C) PA D) RPA E) CDVAT	% of Allocation			
	1	2	3	4	5	6	7	8	9
889	4305-5081	Pabna - Natore - Sirajganj Small Irrigation Development Project (Phase 3).	15,174.00 15,174.00 0.00 0.00	2,350.00 2,350.00 0.00 0.00	2,348.35 2,348.35 0.00 0.00	99.93 % 99.93 % 0.00 % 0.00 %	15.50 % 15.50 % 0.00 % 0.00 %	4,998.34 0.00 32.94 % 0.00 %	27.00 %
	1-Mar-11 to 30-Jun-14	Non-Donor Project						Taka Release : % of Allocation :	2,350.00 100.00 %
890	4305-5230	Integrated Agricultural Productivity Project (BADC - Seed + Water Management Component).	10,376.00 4,965.00 5,411.00 5,411.00	1,633.00 440.00 1,193.00 1,193.00	1,623.43 437.21 1,186.22 1,186.22	99.41 % 99.37 % 99.43 % 99.43 %	26.00 % 9.00 % 0.00 % 0.00 %	2,340.73 1,484.10 22.56 % 27.43 %	19.00 %
	1-Jul-11 to 30-Jun-16	Non-Donor Project						Taka Release : % of Allocation :	440.00 100.00 %
891	4305-5170	Establishment of Integrated Seed Cold Storage in Kurigram.	3,285.91 3,285.91 0.00 0.00	950.00 950.00 0.00 0.00	949.99 949.99 0.00 0.00	100.00 % 100.00 % 0.00 % 0.00 %	29.00 % 29.00 % 0.00 % 0.00 %	1,416.76 0.00 43.12 % 0.00 %	35.00 %
	1-Jul-11 to 30-Jun-14	Non-Donor Project						Taka Release : % of Allocation :	950.00 100.00 %

Project-wise Implementation Status of the project under Ministry of Agriculture

Reporting Period: July 2012 To June 2013

RADP:2012-13

(Taka in Lakh)

SI No.	Ministry/Division Name Agency Name Project Code and Name		Project Cost	Target and Progress			Cumulative Progress upto Reporting Period		
				Financial		Physical (% of Total Project) A) Target B) Progress	Fin. Total PA (% of Projects Cost)	Physical Progress in %	
	Allocation	Expenditure							
	Implementation Period	Development Partner	A) Total B) Taka C) PA D) RPA	A) Total B) Taka C) PA D) RPA E) CDVAT	A) Total B) Taka C) PA D) RPA E) CDVAT	% of Allocation			
	1	2	3	4	5	6	7	8	9
892	4305-5200	Integrated Agricultural Development Project in Chittagong Hill Tracts.	1,451.50 1,451.50 0.00 0.00	400.00 400.00 0.00 0.00	400.00 400.00 0.00 0.00	100.00 % 100.00 % 0.00 % 0.00 %	28.00 % 28.00 % 0.00 % 0.00 %	718.44 0.00 49.50 % 0.00 %	42.00 %
	1-Jul-11 to 30-Jun-14	Non-Donor Project						Taka Release : % of Allocation :	400.00 100.00 %
893	4305-7018	Establishment of a Seed Multiplication in Southern Coastal Region (Barisal and Patuakhali).	24,496.83 24,496.83 0.00 0.00	5,100.00 5,100.00 0.00 0.00	5,092.93 5,092.93 0.00 0.00	99.86 % 99.86 % 0.00 % 0.00 %	21.00 % 21.00 % 0.00 % 0.00 %	5,984.77 0.00 24.43 % 0.00 %	22.00 %
	1-Jan-12 to 30-Jun-14	Non-Donor Project						Taka Release : % of Allocation :	5,100.00 100.00 %
894	4305-5160	Survey and Monitoring Project for Development of Minor Irrigation (3rd Phase).	2,221.00 2,221.00 0.00 0.00	800.00 800.00 0.00 0.00	798.08 798.08 0.00 0.00	99.76 % 99.76 % 0.00 % 0.00 %	36.00 % 35.00 % 0.00 % 0.00 %	1,565.60 0.00 70.49 % 0.00 %	56.00 %
	1-Jul-11 to 30-Jun-14	Non-Donor Project						Taka Release : % of Allocation :	800.00 100.00 %

Project-wise Implementation Status of the project under Ministry of Agriculture

Reporting Period: July 2012 To June 2013

RADP:2012-13

(Taka in Lakh)

SI No.	Ministry/Division Name Agency Name Project Code and Name		Project Cost	Target and Progress			Cumulative Progress upto Reporting Period		
				Financial		Physical (% of Total Project) A) Target B) Progress	Fin. Total PA (% of Projects Cost)	Physical Progress in %	
	Allocation	Expenditure							
	Implementation Period	Development Partner	A) Total B) Taka C) PA D) RPA	A) Total B) Taka C) PA D) RPA E) CDVAT	A) Total B) Taka C) PA D) RPA E) CDVAT	% of Allocation			
	1	2	3	4	5	6	7	8	9
895	4305-5013 Improving Surface Water Irrigation in Coastal Areas and Sylhet Division in Bangladesh.		468.50	331.00	326.61	98.67 %	70.00 %	326.61	69.00%
			106.05	96.00	93.85	97.76 %	69.00 %	232.76	
			362.45	235.00	232.76	99.05 %		69.71 %	
			0.00	0.00	0.00	0.00 %		64.22 %	
1-Jul-12 to 30-Jun-14	FAO			0.00	0.00	0.00 %			
				0.00	0.00	0.00 %			
							Taka Release :	96.00	
							% of Allocation :	100.00 %	
896	4305-5014 Pirojpur-Gopalganj-Bagerhat Integrated Agricultural Development (BADC Component).		13,967.00	129.00	128.93	99.95 %	1.00 %	128.93	1.00%
			13,967.00	129.00	128.93	99.95 %	1.00 %	0.00	
			0.00	0.00	0.00	0.00 %		0.92 %	
			0.00	0.00	0.00	0.00 %		0.00 %	
1-Jul-12 to 30-Jun-17	Non-Donor Project			0.00	0.00	0.00 %			
				0.00	0.00	0.00 %			
							Taka Release :	129.00	
							% of Allocation :	100.00 %	
897	4305-5019 Eastern Region Integrated Command Area Development.		10,200.00	370.00	369.87	99.96 %	4.00 %	369.87	4.00%
			10,200.00	370.00	369.87	99.96 %	4.00 %	0.00	
			0.00	0.00	0.00	0.00 %		3.63 %	
			0.00	0.00	0.00	0.00 %		0.00 %	
1-Jan-13 to 30-Jun-17	Non-Donor Project			0.00	0.00	0.00 %			
				0.00	0.00	0.00 %			
							Taka Release :	370.00	
							% of Allocation :	100.00 %	

Project-wise Implementation Status of the project under Ministry of Agriculture

Reporting Period: July 2012 To June 2013

RADP:2012-13

(Taka in Lakh)

SI No.	Ministry/Division Name Agency Name Project Code and Name		Project Cost	Target and Progress			Cumulative Progress upto Reporting Period		
				Financial		Physical (% of Total Project) A) Target B) Progress	Fin. Total PA (% of Projects Cost)	Physical Progress in %	
	Allocation	Expenditure							
	Implementation Period	Development Partner	A) Total B) Taka C) PA D) RPA	A) Total B) Taka C) PA D) RPA E) CDVAT	A) Total B) Taka C) PA D) RPA E) CDVAT	% of Allocation			
	1	2	3	4	5	6	7	8	9

Executing Agency Total	238,943.82	37,795.63	37,623.96	99.55 %	Taka Release : 36,013.63 % of Allocation : 100.00 %
	218,574.77	36,013.63	35,893.29	99.67 %	
	20,369.05	1,782.00	1,730.67	97.12 %	
	5,411.00	1,193.00	1,186.22	99.43 %	
		0.00	0.00	0.00 %	

Bangladesh Institute of Nuclear Agriculture

898	4305-7660	Strengthening Research Activities and Sub-Stations Development of BINA.	11,292.00	2,400.00	2,396.49	99.85 %	21.00 %	8,789.19	71.00 %
			11,292.00	2,400.00	2,396.49	99.85 %	20.00 %	0.00	
			0.00	0.00	0.00	0.00 %		77.84 %	
			0.00	0.00	0.00	0.00 %		0.00 %	
1-May-10 to 30-Jun-13	Non-Donor Project		0.00	0.00	0.00	0.00 %			
				0.00	0.00	0.00 %			
								Taka Release : 2,400.00	
								% of Allocation : 100.00 %	

Executing Agency Total	11,292.00	2,400.00	2,396.49	99.85 %	Taka Release : 2,400.00 % of Allocation : 100.00 %
	11,292.00	2,400.00	2,396.49	99.85 %	
	0.00	0.00	0.00	0.00 %	
	0.00	0.00	0.00	0.00 %	
		0.00	0.00	0.00 %	

Bangladesh Jute Research Institute

Project-wise Implementation Status of the project under Ministry of Agriculture

Reporting Period: July 2012 To June 2013

RADP:2012-13

(Taka in Lakh)

SI No.	Ministry/Division Name Agency Name Project Code and Name		Project Cost	Target and Progress			Cumulative Progress upto Reporting Period		
				Financial		Physical (% of Total Project) A) Target B) Progress	Fin. Total PA (% of Projects Cost)	Physical Progress in %	
	Allocation	Expenditure							
	Implementation Period	Development Partner	A) Total B) Taka C) PA D) RPA	A) Total B) Taka C) PA D) RPA E) CDVAT	A) Total B) Taka C) PA D) RPA E) CDVAT	% of Allocation			
	1	2	3	4	5	6	7	8	9
899	4305-8450	Applied and Basic Research of Jute Affairs.	6,593.00	800.00	736.66	92.08 %	16.00 %	4,736.66	72.00 %
			6,593.00	800.00	736.66	92.08 %	11.00 %	0.00	
			0.00	0.00	0.00	0.00 %		71.84 %	
			0.00	0.00	0.00	0.00 %		0.00 %	
1-Sep-10 to 31-Aug-13	Non-Donor Project		0.00	0.00	0.00	0.00 %			
			0.00	0.00	0.00	0.00 %			
								Taka Release : 800.00	
								% of Allocation : 100.00 %	
	Executing Agency Total		6,593.00	800.00	736.66	92.08 %			
			6,593.00	800.00	736.66	92.08 %			
			0.00	0.00	0.00	0.00 %			
			0.00	0.00	0.00	0.00 %			
								Taka Release : 800.00	
								% of Allocation : 100.00 %	
Bangladesh Rice Research Institute									
900	4305-7230	Strengthening of Rice Breeder Seed Production and Maintenance of Nucleus Atock.	1,556.00	230.00	227.00	98.70 %	15.00 %	1,537.00	98.00 %
			1,556.00	230.00	227.00	98.70 %	14.00 %	0.00	
			0.00	0.00	0.00	0.00 %		98.78 %	
			0.00	0.00	0.00	0.00 %		0.00 %	
1-Jul-07 to 30-Jun-13	Non-Donor Project		0.00	0.00	0.00	0.00 %			
								Taka Release : 230.00	
								% of Allocation : 100.00 %	

Project-wise Implementation Status of the project under Ministry of Agriculture

Reporting Period: July 2012 To June 2013

RADP:2012-13

(Taka in Lakh)

SI No.	Ministry/Division Name Agency Name Project Code and Name		Project Cost	Target and Progress			Cumulative Progress upto Reporting Period		
				Financial		Physical (% of Total Project) A) Target B) Progress	Fin. Total PA (% of Projects Cost)	Physical Progress in %	
	Allocation	Expenditure							
	Implementation Period	Development Partner	A) Total B) Taka C) PA D) RPA	A) Total B) Taka C) PA D) RPA E) CDVAT	A) Total B) Taka C) PA D) RPA E) CDVAT	% of Allocation			
	1	2	3	4	5	6	7	8	9
901	4305-7240	Strengthening and Capacity Building of Biotechnology Laboratory in BRRRI.	1,015.20 1,015.20 0.00 0.00	153.00 153.00 0.00 0.00	151.95 151.95 0.00 0.00	99.31 % 99.31 % 0.00 % 0.00 %	15.00 % 15.00 % 0.00 % 0.00 %	982.12 0.00 96.74 % 0.00 %	97.00 %
	1-Jul-07 to 30-Jun-13	Non-Donor Project						Taka Release : % of Allocation :	153.00 100.00 %
902	4305-5074	Bio-technology Research Facilities Development (BRFD) at BRRRI.	608.50 608.50 0.00 0.00	500.00 500.00 0.00 0.00	494.98 494.98 0.00 0.00	99.00 % 99.00 % 0.00 % 0.00 %	82.00 % 82.00 % 0.00 % 0.00 %	593.48 0.00 97.53 % 0.00 %	97.00 %
	1-Jul-10 to 30-Jun-13	Non-Donor Project						Taka Release : % of Allocation :	500.00 100.00 %
903	4305-7720	Farm's Machinery & Technology Development and Dissemination (BRRRI).	1,412.00 1,412.00 0.00 0.00	439.00 439.00 0.00 0.00	435.21 435.21 0.00 0.00	99.14 % 99.14 % 0.00 % 0.00 %	31.00 % 30.00 % 0.00 % 0.00 %	990.22 0.00 70.13 % 0.00 %	70.00 %
	1-Jul-10 to 30-Jun-13	Non-Donor Project						Taka Release : % of Allocation :	439.00 100.00 %

Project-wise Implementation Status of the project under Ministry of Agriculture

Reporting Period: July 2012 To June 2013

RADP:2012-13

(Taka in Lakh)

SI No.	Ministry/Division Name Agency Name Project Code and Name		Project Cost	Target and Progress			Cumulative Progress upto Reporting Period		
				Financial		Physical (% of Total Project) A) Target B) Progress	Fin. Total PA (% of Projects Cost)	Physical Progress in %	
	Allocation	Expenditure							
	Implementation Period	Development Partner	A) Total B) Taka C) PA D) RPA	A) Total B) Taka C) PA D) RPA E) CDVAT	A) Total B) Taka C) PA D) RPA E) CDVAT	% of Allocation			
	1	2	3	4	5	6	7	8	9
904	4305-7880	Minimizing Rice Yield Gap Project (BRR).	252.00	104.00	103.84	99.85 %	41.00 %	227.91	90.00 %
			252.00	104.00	103.84	99.85 %	40.00 %	0.00	
			0.00	0.00	0.00	0.00 %		90.44 %	
			0.00	0.00	0.00	0.00 %		0.00 %	
1-Jan-11	to 31-Dec-13	Non-Donor Project	0.00	0.00	0.00	0.00 %			
				0.00	0.00	0.00 %			
							Taka Release :	104.00	
							% of Allocation :	100.00 %	
905	4305-8886	Enhancing Quality Seed Supply (BRR).	5,828.00	550.00	121.82	22.15 %	9.00 %	179.43	3.00 %
			447.00	93.00	92.98	99.98 %	2.00 %	38.00	
			5,381.00	457.00	28.84	6.31 %		3.08 %	
			5,381.00	457.00	28.84	6.31 %		0.71 %	
1-Jul-11	to 30-Jun-14	IDB		0.00	0.00	0.00 %			
							Taka Release :	93.00	
							% of Allocation :	100.00 %	
906	4305-8912	Mujib Nagar Integrated Agriculture Developmen (BRR).	958.00	160.00	160.00	100.00 %	16.00 %	237.66	30.00 %
			958.00	160.00	160.00	100.00 %	15.00 %	0.00	
			0.00	0.00	0.00	0.00 %		24.81 %	
			0.00	0.00	0.00	0.00 %		0.00 %	
1-Jul-11	to 30-Jun-13	Non-Donor Project		0.00	0.00	0.00 %			
				0.00	0.00	0.00 %			
							Taka Release :	160.00	
							% of Allocation :	100.00 %	

Project-wise Implementation Status of the project under Ministry of Agriculture

Reporting Period: July 2012 To June 2013

RADP:2012-13

(Taka in Lakh)

SI No.	Ministry/Division Name Agency Name Project Code and Name		Project Cost	Target and Progress			Cumulative Progress upto Reporting Period		
				Financial		Physical (% of Total Project) A) Target B) Progress	Fin. Total PA (% of Projects Cost)	Physical Progress in %	
	Allocation	Expenditure							
	Implementation Period	Development Partner	A) Total B) Taka C) PA D) RPA	A) Total B) Taka C) PA D) RPA E) CDVAT	A) Total B) Taka C) PA D) RPA E) CDVAT	% of Allocation			
	1	2	3	4	5	6	7	8	9
907	4305-5210	Integrated Agricultural Productivity Project (BRRRI Component).	2,056.00 359.00 1,697.00 1,697.00	520.00 100.00 420.00 420.00 0.00	518.05 99.99 418.06 418.06 0.00	99.63 % 99.99 % 99.54 % 99.54 % 0.00 %	25.23 % 25.00 %	712.74 508.23 34.67 % 29.95 %	34.00 %
	1-Jul-11 to 30-Jun-16	Non-Donor Project						Taka Release : % of Allocation :	100.00 100.00 %
908	4305-5031	Development of Research Capacity of the Bangladesh Rice Research Institute.	2,366.00 866.00 1,500.00 0.00	1,225.00 360.00 865.00 0.00 220.00	1,225.63 360.63 865.00 0.00 154.94	100.05 % 100.18 % 100.00 % 0.00 % 70.43 %	52.00 % 49.00 %	2,009.48 1,500.00 84.93 % 100.00 %	82.00 %
	1-Jan-12 to 31-Dec-13	Non-Donor Project						Taka Release : % of Allocation :	360.63 100.18 %
909	4305-5016	Pirojpur-Gopalgonj-Bagerhat Integrated Agricultural Development (BRRRI Component).	692.00 692.00 0.00 0.00	28.00 28.00 0.00 0.00 0.00	27.86 27.86 0.00 0.00 0.00	99.50 % 99.50 % 0.00 % 0.00 % 0.00 %	4.00 % 3.00 %	27.86 0.00 4.03 % 0.00 %	3.00 %
	1-Jul-12 to 30-Jun-17	Non-Donor Project						Taka Release : % of Allocation :	28.00 100.00 %

Project-wise Implementation Status of the project under Ministry of Agriculture

Reporting Period: July 2012 To June 2013

RADP:2012-13

(Taka in Lakh)

SI No.	Ministry/Division Name Agency Name Project Code and Name		Project Cost	Target and Progress			Cumulative Progress upto Reporting Period		
				Financial		Physical (% of Total Project) A) Target B) Progress	Fin. Total PA (% of Projects Cost)	Physical Progress in %	
	Allocation	Expenditure							
	Implementation Period	Development Partner	A) Total B) Taka C) PA D) RPA	A) Total B) Taka C) PA D) RPA E) CDVAT	A) Total B) Taka C) PA D) RPA E) CDVAT	% of Allocation			
	1	2	3	4	5	6	7	8	9

Executing Agency Total	16,743.70	3,909.00	3,466.34	88.68 %	Taka Release :	2,167.63
	8,165.70	2,167.00	2,154.44	99.42 %	% of Allocation :	100.03 %
	8,578.00	1,742.00	1,311.90	75.31 %		
	7,078.00	877.00	446.90	50.96 %		
		220.00	154.94	70.43 %		

Bangladesh Sugarcane Research Institute

910	4305-5077	Create Employment Opportunities of Char Dwellers in Greater Rangpur District through Sugarcane Cultivation.	821.00	130.00	130.00	100.00 %	16.00 %	379.00	46.00%
			821.00	130.00	130.00	100.00 %	16.00 %	0.00	
			0.00	0.00	0.00	0.00 %		46.16 %	
			0.00	0.00	0.00	0.00 %		0.00 %	
1-Jul-10	to 30-Jun-15	Non-Donor Project							
				0.00	0.00	0.00 %		Taka Release :	130.00
								% of Allocation :	100.00 %
911	4305-7650	Strengthening of Bio-technology Research of Bangladesh Sugarcane Research Institute.	883.62	245.00	244.88	99.95 %	29.00 %	708.50	80.00%
			883.62	245.00	244.88	99.95 %	28.00 %	0.00	
			0.00	0.00	0.00	0.00 %		80.18 %	
			0.00	0.00	0.00	0.00 %		0.00 %	
1-Jul-10	to 31-Dec-13	Non-Donor Project							
				0.00	0.00	0.00 %		Taka Release :	245.00
								% of Allocation :	100.00 %

Project-wise Implementation Status of the project under Ministry of Agriculture

Reporting Period: July 2012 To June 2013

RADP:2012-13

(Taka in Lakh)

SI No.	Ministry/Division Name Agency Name Project Code and Name		Project Cost	Target and Progress			Cumulative Progress upto Reporting Period		
				Financial		Physical (% of Total Project) A) Target B) Progress	Fin. Total PA (% of Projects Cost)	Physical Progress in %	
	Allocation	Expenditure							
	Implementation Period	Development Partner	A) Total B) Taka C) PA D) RPA	A) Total B) Taka C) PA D) RPA E) CDVAT	A) Total B) Taka C) PA D) RPA E) CDVAT	% of Allocation			
	1	2	3	4	5	6	7	8	9
912	4305-7830	Date Palm, Palmyra and Golpata Developmen Pilot Project .	862.00 862.00 0.00 0.00	250.00 250.00 0.00 0.00	249.95 249.95 0.00 0.00	99.98 % 99.98 % 0.00 % 0.00 %	29.00 % 28.00 % 0.00 % 0.00 %	532.68 0.00 61.80 % 0.00 %	62.00 %
	1-Nov-10 to 31-Dec-13	Non-Donor Project	0.00	0.00	0.00	0.00 %			
				0.00	0.00	0.00 %	Taka Release : % of Allocation :	250.00 100.00 %	
913	4305-5190	Pilot Project for the Development of Cultivation of Sugarbit in Bangladesh.	345.13 345.13 0.00 0.00	100.00 100.00 0.00 0.00	100.00 100.00 0.00 0.00	100.00 % 100.00 % 0.00 % 0.00 %	29.00 % 29.00 % 0.00 % 0.00 %	198.10 0.00 57.40 % 0.00 %	57.00 %
	1-Jul-10 to 30-Jun-14	Non-Donor Project	0.00	0.00	0.00	0.00 %			
				0.00	0.00	0.00 %	Taka Release : % of Allocation :	100.00 100.00 %	
Executing Agency Total			2,911.75 2,911.75 0.00 0.00	725.00 725.00 0.00 0.00	724.83 724.83 0.00 0.00	99.98 % 99.98 % 0.00 % 0.00 %	Taka Release : % of Allocation :	725.00 100.00 %	

Bangladesh Agriculture Research Council (BARC)

Project-wise Implementation Status of the project under Ministry of Agriculture

Reporting Period: July 2012 To June 2013

RADP:2012-13

(Taka in Lakh)

SI No.	Ministry/Division Name Agency Name Project Code and Name		Project Cost A) Total B) Taka C) PA D) RPA	Target and Progress			Cumulative Progress upto Reporting Period		
				Financial		Physical (% of Total Project) A) Target B) Progress	Fin. Total PA (% of Projects Cost)	Physical Progress in %	
	Allocation	Expenditure							
	Implementation Period	Development Partner		A) Total B) Taka C) PA D) RPA E) CDVAT	A) Total B) Taka C) PA D) RPA E) CDVAT	% of Allocation			
	1	2	3	4	5	6	7	8	
914	4305-7400	National Agricultural Technology Project (BARC Part).	18,553.00 983.00 17,570.00	3,470.00 210.00 3,260.00	3,211.10 239.94 2,971.16	92.54 % 114.26 % 91.14 %	19.00 % 17.00 %	11,019.96 10,577.46 59.40 % 60.20 %	76.00%
	1-Jul-07 to 31-Dec-13	IDA	17,570.00	3,260.00 120.00	2,971.16 92.25	91.14 % 76.88 %		Taka Release : 210.00 % of Allocation : 100.00 %	
	Executing Agency Total		18,553.00 983.00 17,570.00 17,570.00	3,470.00 210.00 3,260.00 120.00	3,211.10 239.94 2,971.16 92.25	92.54 % 114.26 % 91.14 % 91.14 % 76.88 %		Taka Release : 210.00 % of Allocation : 100.00 %	
Krishi Gobeshana Foundation (KGF)									
915	4305-7310	National Agricultural Technology Project (KGF Part).	5,929.00 144.00 5,785.00	1,015.00 15.00 1,000.00	976.07 10.99 965.08	96.16 % 73.27 % 96.51 %	13.00 % 12.00 %	3,596.55 3,517.02 60.66 % 60.80 %	45.00%
	1-Jul-07 to 31-Dec-13	IDA	5,785.00	1,000.00 0.00	965.08 0.00	96.51 % 0.00 %		Taka Release : 15.00 % of Allocation : 100.00 %	

Project-wise Implementation Status of the project under Ministry of Agriculture

Reporting Period: July 2012 To June 2013

RADP:2012-13

(Taka in Lakh)

SI No.	Ministry/Division Name Agency Name Project Code and Name		Project Cost	Target and Progress			Cumulative Progress upto Reporting Period		
				Financial		Physical (% of Total Project) A) Target B) Progress	Fin. Total PA (% of Projects Cost)	Physical Progress in %	
	Allocation	Expenditure							
	Implementation Period	Development Partner	A) Total B) Taka C) PA D) RPA	A) Total B) Taka C) PA D) RPA E) CDVAT	A) Total B) Taka C) PA D) RPA E) CDVAT	% of Allocation			
	1	2	3	4	5	6	7	8	9

Executing Agency Total	5,929.00	1,015.00	976.07	96.16 %	Taka Release :	15.00
	144.00	15.00	10.99	73.27 %	% of Allocation :	100.00 %
	5,785.00	1,000.00	965.08	96.51 %		
	5,785.00	1,000.00	965.08	96.51 %		
		0.00	0.00	0.00 %		

Hortex

916	4305-7300	National Agricultural Technology Project (Hortex Part).	3,458.00	1,480.00	945.29	63.87 %	44.00 %	1,910.43	54.00 %
			199.46	30.00	67.00	223.33 %	26.00 %	1,787.69	
			3,258.54	1,450.00	878.29	60.57 %		55.25 %	
1-Jul-07	to 31-Dec-13	IDA	3,258.54	1,450.00	878.29	60.57 %		54.86 %	
				40.00	0.00	0.00 %	Taka Release :	67.00	
							% of Allocation :	223.33 %	

Executing Agency Total	3,458.00	1,480.00	945.29	63.87 %	Taka Release :	67.00
	199.46	30.00	67.00	223.33 %	% of Allocation :	223.33 %
	3,258.54	1,450.00	878.29	60.57 %		
	3,258.54	1,450.00	878.29	60.57 %		
		40.00	0.00	0.00 %		

Project-wise Implementation Status of the project under Ministry of Agriculture

Reporting Period: July 2012 To June 2013

RADP:2012-13

(Taka in Lakh)

SI No.	Ministry/Division Name Agency Name Project Code and Name		Project Cost	Target and Progress			Cumulative Progress upto Reporting Period		
				Financial		Physical (% of Total Project) A) Target B) Progress	Fin. Total PA (% of Projects Cost)	Physical Progress in %	
	Allocation	Expenditure							
	Implementation Period	Development Partner	A) Total B) Taka C) PA D) RPA	A) Total B) Taka C) PA D) RPA E) CDVAT	A) Total B) Taka C) PA D) RPA E) CDVAT	% of Allocation			
	1	2	3	4	5	6	7	8	9
Ministry Total			694,368.24	115,234.63	112,342.87	97.49 %	Taka Release : 87,771.86		
			543,348.61	88,068.63	87,797.81	99.69 %	% of Allocation : 99.66 %		
			151,019.63	27,166.00	24,545.06	90.35 %			
			91,140.40	20,442.00	16,917.20	82.76 %			
				853.00	718.54	84.24 %			

Project-wise Implementation Status of the project under Ministry of Fisheries and Livestock

Reporting Period: July 2012 To June 2013

RADP:2012-13

(Taka in Lakh)

SI No.	Ministry/Division Name Agency Name Project Code and Name		Project Cost	Target and Progress			Cumulative Progress upto Reporting Period		
				Financial		Physical (% of Total Project) A) Target B) Progress	Fin. Total PA (% of Projects Cost)	Physical Progress in %	
	Allocation	Expenditure							
	Implementation Period	Development Partner	A) Total B) Taka C) PA D) RPA	A) Total B) Taka C) PA D) RPA E) CDVAT	A) Total B) Taka C) PA D) RPA E) CDVAT	% of Allocation			
	1	2	3	4	5	6	7	8	9

Ministry of Fisheries and Livestock

Ministry's Own

917	4401-5030 Integrated Fisheries and Livestock Development Project in Flood Control and Command Area Project and other Water Reservoir.		11,488.00	2,950.00	2,830.95	95.96 %	25.00 %	4,613.36	40.00 %
			11,488.00	2,950.00	2,830.95	95.96 %	24.00 %	0.00	
			0.00	0.00	0.00	0.00 %		40.16 %	
			0.00	0.00	0.00	0.00 %		0.00 %	
1-Jul-11 to 30-Jun-14	Non-Donor Project								
				0.00	0.00	0.00 %			
				0.00	0.00	0.00 %			
								Taka Release :	2,950.00
								% of Allocation :	100.00 %

Executing Agency Total

			11,488.00	2,950.00	2,830.95	95.96 %		Taka Release :	2,950.00
			11,488.00	2,950.00	2,830.95	95.96 %		% of Allocation :	100.00 %
			0.00	0.00	0.00	0.00 %			
			0.00	0.00	0.00	0.00 %			

Department of Fisheries

918	4431-5200 Restoration of the Natural Breeding Habitats of the Halda River.		1,321.32	240.00	239.84	99.93 %	18.16 %	1,053.43	79.71 %
			1,321.32	240.00	239.84	99.93 %	18.14 %	0.00	
			0.00	0.00	0.00	0.00 %		79.73 %	
			0.00	0.00	0.00	0.00 %		0.00 %	
1-Jul-07 to 30-Jun-14	Non-Donor Project								
				0.00	0.00	0.00 %			
				0.00	0.00	0.00 %			
								Taka Release :	240.00
								% of Allocation :	100.00 %

Project-wise Implementation Status of the project under Ministry of Fisheries and Livestock

Reporting Period: July 2012 To June 2013

RADP:2012-13

(Taka in Lakh)

SI No.	Ministry/Division Name Agency Name Project Code and Name		Project Cost	Target and Progress			Cumulative Progress upto Reporting Period		
				Financial		Physical (% of Total Project) A) Target B) Progress	Fin. Total PA (% of Projects Cost)	Physical Progress in %	
	Allocation	Expenditure							
	Implementation Period	Development Partner	A) Total B) Taka C) PA D) RPA	A) Total B) Taka C) PA D) RPA E) CDVAT	A) Total B) Taka C) PA D) RPA E) CDVAT	% of Allocation			
	1	2	3	4	5	6	7	8	9
919	4431-5290	National Agricultural Technology Project (DoF Part).	6,512.00	1,556.00	1,466.54	94.25 %	23.88 %	5,782.35	88.77 %
			1,996.00	365.00	336.90	92.30 %	22.50 %	4,311.31	
			4,516.00	1,191.00	1,129.64	94.85 %		88.80 %	
			4,516.00	1,191.00	1,129.64	94.85 %		95.47 %	
	1-Jul-07 to 30-Jun-13	IDA		0.00	0.00	0.00 %			
							Taka Release : % of Allocation :	365.00 100.00 %	
920	4431-4300	Regional Fisheris & Livestock Development (Barisal Component) Barisal.	12,430.43	1,070.00	1,790.39	167.33 %	8.60 %	11,508.54	92.58 %
			882.20	220.00	217.86	99.03 %	14.40 %	9,122.42	
			11,548.23	850.00	1,572.53	185.00 %		92.58 %	
			0.00	0.00	0.00	0.00 %		78.99 %	
	1-Jul-07 to 30-Jun-13	DANIDA		0.00	0.00	0.00 %			
				0.00	0.00	0.00 %			
							Taka Release : % of Allocation :	220.00 100.00 %	
921	4431-5310	Bangladesh Marine Fisheries Capacity Building Project.	12,825.00	212.00	230.29	108.63 %	2.00 %	953.31	12.00 %
			5,435.00	160.00	155.49	97.18 %	2.00 %	259.04	
			7,390.00	52.00	74.80	143.84 %		7.43 %	
			406.00	2.00	2.00	100.00 %		3.51 %	
	1-Jul-06 to 30-Jun-13	IDB		2.00	2.00	100.00 %			
				5.00	0.00	0.00 %			
							Taka Release : % of Allocation :	160.00 100.00 %	

Project-wise Implementation Status of the project under Ministry of Fisheries and Livestock

Reporting Period: July 2012 To June 2013

RADP:2012-13

(Taka in Lakh)

SI No.	Ministry/Division Name Agency Name Project Code and Name		Project Cost	Target and Progress			Cumulative Progress upto Reporting Period		
				Financial		Physical (% of Total Project) A) Target B) Progress	Fin. Total PA (% of Projects Cost)	Physical Progress in %	
	Allocation	Expenditure							
1	2	3	4	5	6	7	8	9	
922	4431-5340	Brood Bank Establishment Project (2nd Phase).	1,370.00 1,370.00 0.00 0.00	134.00 134.00 0.00 0.00	133.97 133.97 0.00 0.00	99.98 % 99.98 % 0.00 % 0.00 %	0.66 % 9.77 % 0.00 % 0.00 %	1,364.54 0.00 99.60 % 0.00 %	99.59 %
1-Jul-06 to 30-Jun-13	Non-Donor Project		0.00	0.00	0.00	0.00 %			
				0.00	0.00	0.00 %	Taka Release : % of Allocation :	134.00 100.00 %	
923	4431-5350	Fisheries Diploma Course Implementation Project.	994.80 994.80 0.00 0.00	300.00 300.00 0.00 0.00	299.98 299.98 0.00 0.00	99.99 % 99.99 % 0.00 % 0.00 %	30.10 % 30.15 % 0.00 % 0.00 %	886.94 0.00 89.16 % 0.00 %	88.91 %
1-Jul-08 to 30-Jun-13	Non-Donor Project		0.00	0.00	0.00	0.00 %			
				0.00	0.00	0.00 %	Taka Release : % of Allocation :	300.00 100.00 %	
924	4431-6436	Greater Pabna Fisheries Development Project.	1,223.00 1,223.00 0.00 0.00	150.00 150.00 0.00 0.00	150.00 150.00 0.00 0.00	100.00 % 100.00 % 0.00 % 0.00 %	12.26 % 12.26 % 0.00 % 0.00 %	1,032.42 0.00 84.42 % 0.00 %	84.65 %
1-Jan-09 to 31-Dec-13	Non-Donor Project		0.00	0.00	0.00	0.00 %			
				0.00	0.00	0.00 %	Taka Release : % of Allocation :	150.00 100.00 %	

Project-wise Implementation Status of the project under Ministry of Fisheries and Livestock

Reporting Period: July 2012 To June 2013

RADP:2012-13

(Taka in Lakh)

SI No.	Ministry/Division Name Agency Name Project Code and Name		Project Cost	Target and Progress			Cumulative Progress upto Reporting Period		
				Financial		Physical (% of Total Project) A) Target B) Progress	Fin. Total PA (% of Projects Cost)	Physical Progress in %	
	Allocation	Expenditure							
	Implementation Period	Development Partner	A) Total B) Taka C) PA D) RPA	A) Total B) Taka C) PA D) RPA E) CDVAT	A) Total B) Taka C) PA D) RPA E) CDVAT	% of Allocation			
	1	2	3	4	5	6	7	8	9
925	4431-5400	Emergency 2007 Cyclone Recovery and Restoration Project.	6,026.23 0.00	1,048.00 0.00	1,252.04 0.00	119.47 % 0.00 %	17.39 % 20.00 %	2,621.19 2,621.19	43.48 %
	1-Jul-08 to 30-Jun-13	World Bank	6,026.23	1,048.00	332.74	31.75 %		43.50 %	
				0.00	0.00	0.00 %	Taka Release : % of Allocation :	0.00 0.00 %	
926	4431-5390	Jatka Conservation, Alternative Income Generation for the Jatka Fishers and Research Project (DoF Part).	2,071.21 2,071.21	185.00 185.00	184.51 184.51	99.74 % 99.74 %	8.93 % 8.90 %	2,029.79 0.00	97.99 %
	1-Jul-08 to 30-Jun-13	Non-Donor Project	0.00	0.00	0.00	0.00 %		98.00 %	
			0.00	0.00	0.00	0.00 %	Taka Release : % of Allocation :	185.00 100.00 %	
927	4431-5370	Expansion of Aquaculture Technology Services Up to Union Level Project.	2,504.49 2,504.49	300.00 300.00	299.91 299.91	99.97 % 99.97 %	12.00 % 11.97 %	1,962.70 0.00	78.55 %
	1-Jul-09 to 30-Jun-14	Non-Donor Project	0.00	0.00	0.00	0.00 %		78.37 %	
				0.00	0.00	0.00 %	Taka Release : % of Allocation :	300.00 100.00 %	

Project-wise Implementation Status of the project under Ministry of Fisheries and Livestock

Reporting Period: July 2012 To June 2013

RADP:2012-13

(Taka in Lakh)

SI No.	Ministry/Division Name Agency Name Project Code and Name		Project Cost	Target and Progress			Cumulative Progress upto Reporting Period		
				Financial		Physical (% of Total Project) A) Target B) Progress	Fin. Total PA (% of Projects Cost)	Physical Progress in %	
	Allocation	Expenditure							
	Implementation Period	Development Partner	A) Total B) Taka C) PA D) RPA	A) Total B) Taka C) PA D) RPA E) CDVAT	A) Total B) Taka C) PA D) RPA E) CDVAT	% of Allocation			
	1	2	3	4	5	6	7	8	9
928	4431-5410	Aquaculture and Fisheries Management in Bhabodaha Area, Jessor	966.00 966.00 0.00 0.00	77.00 77.00 0.00 0.00	77.00 77.00 0.00 0.00	100.00 % 100.00 % 0.00 % 0.00 %	7.97 % 7.97 % 0.00 % 0.00 %	619.69 0.00 64.15 % 0.00 %	69.69 %
	1-Jul-09 to 30-Jun-14	Non-Donor Project	0.00	0.00	0.00	0.00 %			
				0.00	0.00	0.00 %	Taka Release : % of Allocation :	77.00 100.00 %	
929	4431-5380	Wetland Biodiversity Rehabilitation Project.	3,169.47 64.84 3,104.63 0.00	1,380.00 180.00 1,200.00 0.00	1,435.78 179.55 1,256.23 0.00	104.04 % 99.75 % 104.69 % 0.00 %	17.68 % 18.40 % 0.00 % 0.00 %	3,970.95 3,740.55 125.29 % 120.48 %	118.40 %
	1-Jul-09 to 30-Jun-13	Non-Donor Project	0.00	0.00	0.00	0.00 %			
				65.00	0.00	0.00 %	Taka Release : % of Allocation :	180.00 100.00 %	
930	4431-7010	Poverty Reduction and Livelihoods Security for the People of Economically.	9,149.56 9,149.56 0.00 0.00	1,090.00 1,090.00 0.00 0.00	1,084.08 1,084.08 0.00 0.00	99.46 % 99.46 % 0.00 % 0.00 %	11.91 % 11.84 % 0.00 % 0.00 %	5,139.33 0.00 56.17 % 0.00 %	56.05 %
	1-Apr-10 to 31-Dec-13	Non-Donor Project	0.00	0.00	0.00	0.00 %			
				0.00	0.00	0.00 %	Taka Release : % of Allocation :	1,090.00 100.00 %	

Project-wise Implementation Status of the project under Ministry of Fisheries and Livestock

Reporting Period: July 2012 To June 2013

RADP:2012-13

(Taka in Lakh)

SI No.	Ministry/Division Name Agency Name Project Code and Name		Project Cost	Target and Progress			Cumulative Progress upto Reporting Period		
				Financial		Physical (% of Total Project) A) Target B) Progress	Fin. Total PA (% of Projects Cost)	Physical Progress in %	
	Allocation	Expenditure							
	Implementation Period	Development Partner	A) Total B) Taka C) PA D) RPA	A) Total B) Taka C) PA D) RPA E) CDVAT	A) Total B) Taka C) PA D) RPA E) CDVAT	% of Allocation			
	1	2	3	4	5	6	7	8	9
931	4431-7000	Greater Faridpur Fisheries Development Project.	7,884.89 7,884.89 0.00 0.00	900.00 900.00 0.00 0.00	897.45 897.45 0.00 0.00	99.72 % 99.72 % 0.00 % 0.00 %	11.41 % 11.15 % 0.00 % 0.00 %	4,791.39 0.00 60.77 % 0.00 %	59.26 %
	1-Jan-10 to 30-Jun-14	Non-Donor Project						Taka Release : % of Allocation :	900.00 100.00 %
932	4431-6070	Development and Management of Identified Degraded Water Bodies and Conservation of Small Indigenous Fishes.	3,942.22 3,942.22 0.00 0.00	900.00 900.00 0.00 0.00	895.54 895.54 0.00 0.00	99.50 % 99.50 % 0.00 % 0.00 %	22.82 % 22.71 % 0.00 % 0.00 %	3,369.65 0.00 85.48 % 0.00 %	85.34 %
	1-Jul-10 to 30-Jun-14	Non-Donor Project						Taka Release : % of Allocation :	900.00 100.00 %
933	4431-5480	Strengthening of Fishery and Aquaculture Food Safety and Quality Management System in Bangladesh.	10,255.81 5,463.55 4,792.26 0.00	1,300.00 400.00 900.00 0.00	1,300.04 399.25 900.79 0.00	100.00 % 99.81 % 100.09 % 0.00 %	25.67 % 25.66 % 0.00 % 0.00 %	4,001.32 2,850.41 39.02 % 59.48 %	39.41 %
	1-Jul-10 to 31-Dec-14	EU, UNIDO						Taka Release : % of Allocation :	400.00 100.00 %

Project-wise Implementation Status of the project under Ministry of Fisheries and Livestock

Reporting Period: July 2012 To June 2013

RADP:2012-13

(Taka in Lakh)

SI No.	Ministry/Division Name Agency Name Project Code and Name		Project Cost	Target and Progress			Cumulative Progress upto Reporting Period		
				Financial		Physical (% of Total Project) A) Target B) Progress	Fin. Total PA (% of Projects Cost)	Physical Progress in %	
	Allocation	Expenditure							
	Implementation Period	Development Partner	A) Total B) Taka C) PA D) RPA	A) Total B) Taka C) PA D) RPA E) CDVAT	A) Total B) Taka C) PA D) RPA E) CDVAT	% of Allocation			
	1	2	3	4	5	6	7	8	9
934	4431-5440	Aquaculture and Fisheries Management Project in Haor Area.	2,228.91 2,228.91 0.00	300.00 300.00 0.00	299.93 299.93 0.00	99.98 % 99.98 % 0.00 %	13.45 % 13.45 % 0.00 %	959.33 0.00 43.04 % 0.00 %	43.04 %
	1-Oct-10 to 30-Jun-14	Non-Donor Project	0.00	0.00	0.00	0.00 %			
				0.00	0.00	0.00 %	Taka Release : % of Allocation :	300.00 100.00 %	
935	4431-8240	Re-excavation of Connecting River, Development of Irrigation Facilities and Fish Culture Project of Gazner Beel Area (Fisheries Component) under Sujanagar Upazila in Pabna District.	490.85 490.85 0.00	200.00 200.00 0.00	199.99 199.99 0.00	100.00 % 100.00 % 0.00 %	40.75 % 40.24 % 0.00 %	292.99 0.00 59.69 % 0.00 %	59.18 %
	1-Jan-10 to 30-Jun-13	Non-Donor Project	0.00	0.00	0.00	0.00 %			
				0.00	0.00	0.00 %	Taka Release : % of Allocation :	200.00 100.00 %	
936	4431-8199	Control of Formalin use in Fish Preservation and Mass Awareness Campaign.	769.50 769.50 0.00	202.00 202.00 0.00	201.98 201.98 0.00	99.99 % 99.99 % 0.00 %	26.25 % 26.24 % 0.00 %	531.73 0.00 69.10 % 0.00 %	69.09 %
	1-Mar-11 to 30-Jun-14	Non-Donor Project	0.00	0.00	0.00	0.00 %			
				0.00	0.00	0.00 %	Taka Release : % of Allocation :	202.00 100.00 %	

Project-wise Implementation Status of the project under Ministry of Fisheries and Livestock

Reporting Period: July 2012 To June 2013

RADP:2012-13

(Taka in Lakh)

SI No.	Ministry/Division Name Agency Name Project Code and Name		Project Cost	Target and Progress			Cumulative Progress upto Reporting Period		
				Financial		Physical (% of Total Project) A) Target B) Progress	Fin. Total PA (% of Projects Cost)	Physical Progress in %	
	Allocation	Expenditure							
	Implementation Period	Development Partner	A) Total B) Taka C) PA D) RPA	A) Total B) Taka C) PA D) RPA E) CDVAT	A) Total B) Taka C) PA D) RPA E) CDVAT	% of Allocation			
	1	2	3	4	5	6	7	8	9
937	4431-5460	Fish Production, Conservation and Strenthening Management Project at Kaptai Lake (Component-B, DoF part).	307.00 307.00 0.00 0.00	150.00 150.00 0.00 0.00	150.00 150.00 0.00 0.00	100.00 % 100.00 % 0.00 % 0.00 %	44.00 % 43.89 % 0.00 % 0.00 %	266.35 0.00 86.76 % 0.00 %	81.81 %
	1-Jan-11 to 30-Dec-15	Non-Donor Project						Taka Release : % of Allocation :	150.00 100.00 %
938	4431-5520	Integrated Agricultural Productivity Project (IAPP), Fisheries Component).	4,225.34 351.80 3,873.54 3,873.54	787.00 22.00 765.00 765.00	783.05 20.99 762.06 762.06	99.50 % 95.41 % 99.62 % 99.62 %	18.62 % 18.53 % 0.00 % 0.00 %	934.47 1,057.98 22.12 % 27.31 %	22.11 %
	1-Jul-11 to 30-Jun-16	Non-Donor Project						Taka Release : % of Allocation :	22.00 100.00 %
939	4431-8189	Hura Sagar Aquaculture and Fisheries Management Project.	1,880.00 1,880.00 0.00 0.00	200.00 200.00 0.00 0.00	199.85 199.85 0.00 0.00	99.93 % 99.93 % 0.00 % 0.00 %	10.63 % 10.62 % 0.00 % 0.00 %	249.66 0.00 13.28 % 0.00 %	13.26 %
	1-Jul-11 to 30-Jun-15	Non-Donor Project						Taka Release : % of Allocation :	200.00 100.00 %

Project-wise Implementation Status of the project under Ministry of Fisheries and Livestock

Reporting Period: July 2012 To June 2013

RADP:2012-13

(Taka in Lakh)

SI No.	Ministry/Division Name Agency Name Project Code and Name		Project Cost	Target and Progress			Cumulative Progress upto Reporting Period		
				Financial		Physical (% of Total Project) A) Target B) Progress	Fin. Total PA (% of Projects Cost)	Physical Progress in %	
	Allocation	Expenditure							
	Implementation Period	Development Partner	A) Total B) Taka C) PA D) RPA	A) Total B) Taka C) PA D) RPA E) CDVAT	A) Total B) Taka C) PA D) RPA E) CDVAT	% of Allocation			
	1	2	3	4	5	6	7	8	9
940	4431-8195	Establishment of Fisheries Diploma Institute at Gopalganj, Kishorganj and Sirajganj Districts.	12,313.00 12,313.00 0.00 0.00	1,000.00 1,000.00 0.00 0.00	999.28 999.28 0.00 0.00	99.93 % 99.93 % 0.00 % 0.00 %	8.12 % 8.11 % 0.00 % 0.00 %	1,448.93 0.00 11.77 % 0.00 %	11.76%
	1-Jul-11 to 30-Jun-15	Non-Donor Project						Taka Release : % of Allocation :	1,000.00 100.00 %
941	4431-5540	Rehabilitation and Development of Fisheries Infrastructure to Increase Production of Quality Fish Seed and Fingerlings.	12,187.31 12,187.31 0.00 0.00	850.00 850.00 0.00 0.00	849.93 849.93 0.00 0.00	99.99 % 99.99 % 0.00 % 0.00 %	7.00 % 6.97 % 0.00 % 0.00 %	1,230.68 0.00 10.10 % 0.00 %	10.09%
	1-Jan-12 to 30-Jun-15	Non-Donor Project						Taka Release : % of Allocation :	850.00 100.00 %
942	4431-8202	Integrated Fisheries Livelihood Project (Preparatory phase)	1,198.00 0.00 1,198.00 0.00	0.00 0.00 0.00 0.00	0.00 0.00 0.00 0.00	0.00 % 0.00 % 0.00 % 0.00 %	0.00 % 0.00 % 0.00 % 0.00 %	0.00 0.00 0.00 % 0.00 %	0.00%
	1-Sep-11 to 31-Aug-12	World Bank						Taka Release : % of Allocation :	0.00 0.00 %

Project-wise Implementation Status of the project under Ministry of Fisheries and Livestock

Reporting Period: July 2012 To June 2013

RADP:2012-13

(Taka in Lakh)

SI No.	Ministry/Division Name Agency Name Project Code and Name		Project Cost	Target and Progress			Cumulative Progress upto Reporting Period		
				Financial		Physical (% of Total Project) A) Target B) Progress	Fin. Total PA (% of Projects Cost)	Physical Progress in %	
	Allocation	Expenditure							
	Implementation Period	Development Partner	A) Total B) Taka C) PA D) RPA	A) Total B) Taka C) PA D) RPA E) CDVAT	A) Total B) Taka C) PA D) RPA E) CDVAT	% of Allocation			
	1	2	3	4	5	6	7	8	9
943	4431-5570 Fishermen Registration and Issuing of Identity Card Project.		845,188.00	761.00	760.90	99.99 %	9.00 %	1,086.15	21.40 %
			845,188.00	761.00	760.90	99.99 %	9.00 %	0.00	
			0.00	0.00	0.00	0.00 %		0.13 %	
			0.00	0.00	0.00	0.00 %		0.00 %	
	1-Jan-11 to 30-Jun-15	Non-Donor Project	0.00	0.00	0.00	0.00 %			
				0.00	0.00	0.00 %		Taka Release : 761.00	
					0.00	0.00 %		% of Allocation : 100.00 %	
944	4431-5013 Aquaculture Development and Extension Project in Chittagong Hill Tracts (3rd Phase).		6,847.24	25.00	24.99	99.96 %	1.65 %	24.99	7.39 %
			6,847.24	25.00	24.99	99.96 %	1.79 %	0.00	
			0.00	0.00	0.00	0.00 %		0.36 %	
			0.00	0.00	0.00	0.00 %		0.00 %	
	1-Jul-12 to 30-Jun-17	Non-Donor Project	0.00	0.00	0.00	0.00 %			
				0.00	0.00	0.00 %		Taka Release : 25.00	
					0.00	0.00 %		% of Allocation : 100.00 %	
945	4431-5014 Fresh Water Prawn Culture Extension Project (2nd Phase).		5,441.00	35.00	34.72	99.20 %	0.64 %	34.72	0.63 %
			5,441.00	35.00	34.72	99.20 %	0.63 %	0.00	
			0.00	0.00	0.00	0.00 %		0.64 %	
			0.00	0.00	0.00	0.00 %		0.00 %	
	1-Jul-12 to 30-Jun-17	Non-Donor Project	0.00	0.00	0.00	0.00 %			
				0.00	0.00	0.00 %		Taka Release : 35.00	
					0.00	0.00 %		% of Allocation : 100.00 %	

Project-wise Implementation Status of the project under Ministry of Fisheries and Livestock

Reporting Period: July 2012 To June 2013

RADP:2012-13

(Taka in Lakh)

SI No.	Ministry/Division Name Agency Name Project Code and Name		Project Cost	Target and Progress			Cumulative Progress upto Reporting Period		
				Financial		Physical (% of Total Project) A) Target B) Progress	Fin. Total PA (% of Projects Cost)	Physical Progress in %	
	Allocation	Expenditure							
	Implementation Period	Development Partner	A) Total B) Taka C) PA D) RPA	A) Total B) Taka C) PA D) RPA E) CDVAT	A) Total B) Taka C) PA D) RPA E) CDVAT	% of Allocation			
	1	2	3	4	5	6	7	8	9

Executing Agency Total	975,722.58	15,352.00	16,241.98	105.80 %	Taka Release : 9,346.00 % of Allocation : 100.00 %
	933,273.69	9,346.00	9,293.90	99.44 %	
	42,448.89	6,006.00	6,948.09	115.69 %	
	14,821.77	3,006.00	2,226.44	74.07 %	
		70.00	0.00	0.00 %	

Fisheries Development

946	4432-5010	Institutional Development and Strengthening of Bangladesh Marine Fisheries Academy.	4,005.00	500.00	466.22	93.24 %	12.48 %	565.69	14.16 %
			4,005.00	500.00	466.22	93.24 %	11.68 %	0.00	
			0.00	0.00	0.00	0.00 %		14.12 %	
			0.00	0.00	0.00	0.00 %		0.00 %	
1-Jul-11	to 30-Jun-14	Non-Donor Project							
								Taka Release : 500.00 % of Allocation : 100.00 %	

Executing Agency Total	4,005.00	500.00	466.22	93.24 %	Taka Release : 500.00 % of Allocation : 100.00 %
	4,005.00	500.00	466.22	93.24 %	
	0.00	0.00	0.00	0.00 %	
	0.00	0.00	0.00	0.00 %	
		0.00	0.00	0.00 %	

Department of Livestock

Project-wise Implementation Status of the project under Ministry of Fisheries and Livestock

Reporting Period: July 2012 To June 2013

RADP:2012-13

(Taka in Lakh)

SI No.	Ministry/Division Name Agency Name Project Code and Name		Project Cost	Target and Progress			Cumulative Progress upto Reporting Period		
				Financial		Physical (% of Total Project) A) Target B) Progress	Fin. Total PA (% of Projects Cost)	Physical Progress in %	
	Allocation	Expenditure							
	Implementation Period	Development Partner	A) Total B) Taka C) PA D) RPA	A) Total B) Taka C) PA D) RPA E) CDVAT	A) Total B) Taka C) PA D) RPA E) CDVAT	% of Allocation			
	1	2	3	4	5	6	7	8	9
947	4441-5070	Establishment of Jinaidah Government Veterinary College Project.	3,488.18 3,488.18 0.00 0.00	41.00 41.00 0.00 0.00	39.67 39.67 0.00 0.00	96.76 % 96.76 % 0.00 % 0.00 %	1.17 % 1.13 % 0.00 % 0.00 %	3,474.48 0.00 99.61 % 0.00 %	99.59 %
	1-Jul-06 to 31-Dec-12	Non-Donor Project						Taka Release : 39.75 % of Allocation : 96.95 %	
948	4441-6000	Avian Influenza Preparedness and Response Project (2nd Revised).	10,897.31 1,198.00 9,699.31 0.00	2,784.00 84.00 2,700.00 2,700.00	2,693.43 83.41 2,610.02 2,610.02	96.75 % 99.30 % 96.67 % 96.67 %	25.55 % 24.72 % 0.00 % 0.00 %	8,609.00 8,577.38 79.00 % 88.43 %	88.00 %
	1-Jul-07 to 30-Jun-13	IDA, World Bank						Taka Release : 84.00 % of Allocation : 100.00 %	
949	4441-5700	National Agricultural Technology Project (NATP) Livestock Component.	7,534.56 478.61 7,055.95 0.00	2,087.00 85.00 2,002.00 2,002.00	1,991.42 81.67 1,909.75 1,909.75	95.42 % 96.08 % 95.39 % 95.39 %	27.69 % 26.43 % 0.00 % 0.00 %	6,933.89 6,662.09 92.03 % 94.42 %	92.55 %
	1-Jul-07 to 31-Dec-13	IDA						Taka Release : 85.00 % of Allocation : 100.00 %	

Project-wise Implementation Status of the project under Ministry of Fisheries and Livestock

Reporting Period: July 2012 To June 2013

RADP:2012-13

(Taka in Lakh)

SI No.	Ministry/Division Name Agency Name Project Code and Name		Project Cost	Target and Progress			Cumulative Progress upto Reporting Period		
				Financial		Physical (% of Total Project) A) Target B) Progress	Fin. Total PA (% of Projects Cost)	Physical Progress in %	
	Allocation	Expenditure							
	Implementation Period	Development Partner	A) Total B) Taka C) PA D) RPA	A) Total B) Taka C) PA D) RPA E) CDVAT	A) Total B) Taka C) PA D) RPA E) CDVAT	% of Allocation			
	1	2	3	4	5	6	7	8	9
950	4441-5100 Regional Fisheries & Livestock Development Project, Noakhali Component.		9,672.11 1,044.79 8,627.32	1,650.00 250.00 1,400.00	1,671.46 204.49 1,466.97	101.30 % 81.80 % 104.78 %	2.00 % 2.00 %	9,573.01 8,672.12 98.98 % 100.52 %	100.00 %
	1-Jul-07 to 30-Jun-13	DANIDA	0.00	0.00	0.00	0.00 %			
				0.00	0.00	0.00 %	Taka Release : % of Allocation :	240.45 96.18 %	
951	4441-6400 Strengthening of Support Services for Combating Avia Influenza (HPAI) in Bangladesh Project.		3,580.49 91.49 3,489.00	430.00 0.00 430.00	423.79 0.00 423.79	98.56 % 0.00 % 98.56 %	12.01 % 11.84 %	3,362.48 3,362.48 93.91 % 96.37 %	93.84 %
	1-Jan-08 to 30-Nov-13	USAID	0.00	0.00	0.00	0.00 %			
				0.00	0.00	0.00 %	Taka Release : % of Allocation :	0.00 0.00 %	
952	4441-5471 Breed Up-gradation through Projeny Test Project, phase-II.		1,158.00 1,158.00 0.00 0.00	189.00 189.00 0.00 0.00	186.18 186.18 0.00 0.00	98.51 % 98.51 % 0.00 % 0.00 %	16.59 % 16.26 %	1,278.46 0.00 110.40 % 0.00 %	83.60 %
	1-Jul-08 to 30-Jun-13	Non-Donor Project	0.00	0.00	0.00	0.00 %			
				0.00	0.00	0.00 %	Taka Release : % of Allocation :	189.00 100.00 %	

Project-wise Implementation Status of the project under Ministry of Fisheries and Livestock

Reporting Period: July 2012 To June 2013

RADP:2012-13

(Taka in Lakh)

SI No.	Ministry/Division Name Agency Name Project Code and Name		Project Cost	Target and Progress			Cumulative Progress upto Reporting Period		
				Financial		Physical (% of Total Project) A) Target B) Progress	Fin. Total PA (% of Projects Cost)	Physical Progress in %	
	Allocation	Expenditure							
	Implementation Period	Development Partner	A) Total B) Taka C) PA D) RPA	A) Total B) Taka C) PA D) RPA E) CDVAT	A) Total B) Taka C) PA D) RPA E) CDVAT	% of Allocation			
	1	2	3	4	5	6	7	8	9
953	4441-6410	Modernization of Vaccine Production Technologies & Extension of Laboratory facilities project	5,687.00 5,687.00 0.00 0.00	690.00 690.00 0.00 0.00	677.58 677.58 0.00 0.00	98.20 % 98.20 % 0.00 % 0.00 %	12.13 % 11.91 % 0.00 % 0.00 %	4,507.54 0.00 79.26 % 0.00 %	79.25 %
	1-Jul-08 to 30-Jun-14	Non-Donor Project						Taka Release : % of Allocation :	690.00 100.00 %
954	4441-5110	Emergency 2007 (Sidr) Cyclone Recovery and Restoration Project-ECRRP.	6,026.23 6,026.23 0.00 0.00	1,400.00 0.00 1,400.00 0.00	1,776.86 0.00 1,776.86 0.00	126.92 % 0.00 % 126.92 % 0.00 %	40.61 % 51.54 % 0.00 % 0.00 %	2,757.44 2,757.44 45.76 % 0.00 %	79.66 %
	1-Jul-08 to 30-Jun-14	World Bank						Taka Release : % of Allocation :	0.00 0.00 %
955	4441-6317	Artificial Insemination Activities Extension and Embryo Transfer Technology Implementation Project (2nd Phase).	5,413.14 5,413.14 0.00 0.00	1,300.00 1,300.00 0.00 0.00	1,299.83 1,299.83 0.00 0.00	99.99 % 99.99 % 0.00 % 0.00 %	24.01 % 24.01 % 0.00 % 0.00 %	4,247.16 0.00 78.46 % 0.00 %	78.46 %
	1-Jan-10 to 31-Dec-13	Non-Donor Project						Taka Release : % of Allocation :	1,300.00 100.00 %

Project-wise Implementation Status of the project under Ministry of Fisheries and Livestock

Reporting Period: July 2012 To June 2013

RADP:2012-13

(Taka in Lakh)

SI No.	Ministry/Division Name Agency Name Project Code and Name		Project Cost A) Total B) Taka C) PA D) RPA	Target and Progress			Cumulative Progress upto Reporting Period		
				Financial		Physical (% of Total Project) A) Target B) Progress	Fin. Total PA (% of Projects Cost)	Physical Progress in %	
	Allocation	Expenditure							
1	2	3	4	5	6	7	8	9	
956	4441-7053 Buffalo Development Project (Directorate of Animal Resources Component).		1,932.00 1,932.00 0.00	390.00 390.00 0.00	389.61 389.61 0.00	99.90 % 99.90 % 0.00 %	20.18 % 20.16 % 0.00 %	1,373.44 0.00 71.09 % 0.00 %	71.08%
1-Jan-10 to 30-Jun-14	Non-Donor Project		0.00 0.00	0.00 0.00	0.00 0.00	0.00 % 0.00 %		Taka Release : 390.00 % of Allocation : 100.00 %	
957	4441-7040 Smal Scale Dairy and Poultry Farmers Support Services in 22 Selected Districts.		1,714.66 1,714.66 0.00	330.00 330.00 0.00	322.39 322.39 0.00	97.69 % 97.69 % 0.00 %	19.25 % 18.18 % 0.00 %	1,341.76 0.00 78.25 % 0.00 %	78.26%
1-Oct-10 to 30-Jun-14	Non-Donor Project		0.00 0.00	0.00 0.00	0.00 0.00	0.00 % 0.00 %		Taka Release : 330.00 % of Allocation : 100.00 %	
958	4441-7830 Re-excavation of Connecting River, Development of Irrigation Facilities and Fish Culture Project of Gajner Beel Area under Sujanager Upajila in Pabna District. (Livestock Component).		165.22 165.22 0.00	54.00 54.00 0.00	52.21 52.21 0.00	96.69 % 96.69 % 0.00 %	32.68 % 31.60 % 0.00 %	152.33 0.00 92.20 % 0.00 %	92.19%
1-Jan-10 to 30-Jun-13	Non-Donor Project		0.00 0.00	0.00 0.00	0.00 0.00	0.00 % 0.00 %		Taka Release : 54.00 % of Allocation : 100.00 %	

Project-wise Implementation Status of the project under Ministry of Fisheries and Livestock

Reporting Period: July 2012 To June 2013

RADP:2012-13

(Taka in Lakh)

SI No.	Ministry/Division Name Agency Name Project Code and Name		Project Cost	Target and Progress			Cumulative Progress upto Reporting Period		
				Financial		Physical (% of Total Project) A) Target B) Progress	Fin. Total PA (% of Projects Cost)	Physical Progress in %	
	Allocation	Expenditure							
	Implementation Period	Development Partner	A) Total B) Taka C) PA D) RPA	A) Total B) Taka C) PA D) RPA E) CDVAT	A) Total B) Taka C) PA D) RPA E) CDVAT	% of Allocation			
	1	2	3	4	5	6	7	8	9
959	4441-5140	Integrated Agricultural Productivity Project (IAPP), Livestock Component.	3,247.62 54.13 3,193.49	669.00 24.00 645.00	659.14 23.77 635.37	98.53 % 99.04 % 98.51 %	20.59 % 20.29 %	889.63 862.86 27.39 % 27.02 %	34.49%
	1-Jul-11 to 30-Jun-16	Non-Donor Project	3,193.49	645.00 0.00	635.37 0.00	98.51 % 0.00 %		Taka Release : 24.00 % of Allocation : 100.00 %	
960	4441-5150	Establishment of Regional Duck Breeding Farm along with Hatchary (3rd Phase).	16,328.21 16,328.21 0.00 0.00	1,400.00 1,400.00 0.00 0.00	1,399.98 1,399.98 0.00 0.00	100.00 % 100.00 % 0.00 % 0.00 %	7.90 % 7.90 %	1,598.68 0.00 9.79 % 0.00 %	9.12%
	1-Jul-11 to 30-Jun-15	Non-Donor Project	0.00	0.00 0.00	0.00 0.00	0.00 % 0.00 %		Taka Release : 1,400.00 % of Allocation : 100.00 %	
961	4441-5170	Establishment of Upazilla Livestock Development Centre (ULDC) Project. (3rd Phase).	8,093.48 8,093.48 0.00 0.00	470.00 470.00 0.00 0.00	462.59 462.59 0.00 0.00	98.42 % 98.42 % 0.00 % 0.00 %	5.81 % 5.72 %	528.25 0.00 6.53 % 0.00 %	6.48%
	1-Jul-11 to 30-Jun-16	Non-Donor Project	0.00	0.00 0.00	0.00 0.00	0.00 % 0.00 %		Taka Release : 470.00 % of Allocation : 100.00 %	

Project-wise Implementation Status of the project under Ministry of Fisheries and Livestock

Reporting Period: July 2012 To June 2013

RADP:2012-13

(Taka in Lakh)

SI No.	Ministry/Division Name Agency Name Project Code and Name		Project Cost	Target and Progress			Cumulative Progress upto Reporting Period		
				Financial		Physical (% of Total Project) A) Target B) Progress	Fin. Total PA (% of Projects Cost)	Physical Progress in %	
	Allocation	Expenditure							
	Implementation Period	Development Partner	A) Total B) Taka C) PA D) RPA	A) Total B) Taka C) PA D) RPA E) CDVAT	A) Total B) Taka C) PA D) RPA E) CDVAT	% of Allocation			
	1	2	3	4	5	6	7	8	9
962	4441-5024	Livestock Disease Prevention and Control Project.	5,044.78 5,044.78 0.00 0.00	90.00 90.00 0.00 0.00	87.30 87.30 0.00 0.00	97.00 % 97.00 % 0.00 % 0.00 %	1.73 % 1.73 % 0.00 % 0.00 %	87.30 0.00 1.73 % 0.00 %	1.73 %
	1-Jul-12 to 31-Dec-14	Non-Donor Project						Taka Release : 90.00 % of Allocation : 100.00 %	
963	4441-5023	Development and Conservation of Country Sheep in Social based and Commercial Farms (Component A : DLS)-2nd Phase.	2,873.86 2,873.86 0.00 0.00	185.00 185.00 0.00 0.00	177.75 177.75 0.00 0.00	96.08 % 96.08 % 0.00 % 0.00 %	6.44 % 6.19 % 0.00 % 0.00 %	177.75 0.00 6.19 % 0.00 %	6.19 %
	1-Jul-12 to 30-Jun-17	Non-Donor Project						Taka Release : 185.00 % of Allocation : 100.00 %	
964	4441-5025	Establishment of National Livestock & Poultry Management Institute and Disease Research Laboratory.	2,785.32 2,785.32 0.00 0.00	50.00 50.00 0.00 0.00	49.93 49.93 0.00 0.00	99.85 % 99.85 % 0.00 % 0.00 %	1.80 % 1.80 % 0.00 % 0.00 %	49.93 0.00 1.79 % 0.00 %	1.80 %
	1-Jul-12 to 30-Jun-15	Non-Donor Project						Taka Release : 50.00 % of Allocation : 100.00 %	

Project-wise Implementation Status of the project under Ministry of Fisheries and Livestock

Reporting Period: July 2012 To June 2013

RADP:2012-13

(Taka in Lakh)

SI No.	Ministry/Division Name Agency Name Project Code and Name		Project Cost	Target and Progress			Cumulative Progress upto Reporting Period		
				Financial		Physical (% of Total Project) A) Target B) Progress	Fin. Total PA (% of Projects Cost)	Physical Progress in %	
	Allocation	Expenditure							
	Implementation Period	Development Partner	A) Total B) Taka C) PA D) RPA	A) Total B) Taka C) PA D) RPA E) CDVAT	A) Total B) Taka C) PA D) RPA E) CDVAT	% of Allocation			
	1	2	3	4	5	6	7	8	9

Executing Agency Total	95,642.17	14,209.00	14,361.12	101.07 %	Taka Release :	5,621.20
	63,577.10	5,632.00	5,538.36	98.34 %	% of Allocation :	99.81 %
	32,065.07	8,577.00	8,822.76	102.87 %		
	3,193.49	5,347.00	5,155.14	96.41 %		
		0.00	0.00	0.00 %		

Bangladesh Livestock Research Institute

965	4405-7635	Buffalo Development Project (BLRI Component).	1,775.00	360.00	359.85	99.96 %	28.17 %	856.26	47.91 %
			1,775.00	360.00	359.85	99.96 %	32.23 %	0.00	
			0.00	0.00	0.00	0.00 %		48.24 %	
			0.00	0.00	0.00	0.00 %		0.00 %	
1-Jan-10	to 30-Jun-14	Non-Donor Project						Taka Release :	360.00
								% of Allocation :	100.00 %
966	4405-5130	Strengthening Research and on farm Trail Programmes of BLRI Regional Station.	1,138.00	112.00	112.00	100.00 %	8.95 %	1,105.50	96.25 %
			1,138.00	112.00	112.00	100.00 %	8.95 %	0.00	
			0.00	0.00	0.00	0.00 %		97.14 %	
			0.00	0.00	0.00	0.00 %		0.00 %	
1-Jul-10	to 30-Jun-14	Non-Donor Project						Taka Release :	112.00
								% of Allocation :	100.00 %

Project-wise Implementation Status of the project under Ministry of Fisheries and Livestock

Reporting Period: July 2012 To June 2013

RADP:2012-13

(Taka in Lakh)

SI No.	Ministry/Division Name Agency Name Project Code and Name		Project Cost	Target and Progress			Cumulative Progress upto Reporting Period		
				Financial		Physical (% of Total Project) A) Target B) Progress	Fin. Total PA (% of Projects Cost)	Physical Progress in %	
	Allocation	Expenditure							
	Implementation Period	Development Partner	A) Total B) Taka C) PA D) RPA	A) Total B) Taka C) PA D) RPA E) CDVAT	A) Total B) Taka C) PA D) RPA E) CDVAT	% of Allocation			
	1	2	3	4	5	6	7	8	9
967	4405-7080	Research on Foot and Mouth Disease (FMD) and Peste Des Petits Ruminants PPR in Bangladesh.	691.00 691.00 0.00 0.00	250.00 250.00 0.00 0.00	249.21 249.21 0.00 0.00	99.68 % 99.68 % 0.00 % 0.00 %	32.91 % 32.81 % 0.00 % 0.00 %	548.32 0.00 79.35 % 0.00 %	72.19 %
	1-Jul-11 to 30-Jun-16	Non-Donor Project						Taka Release : % of Allocation :	250.00 100.00 %
968	4405-5011	Conservation and Improvement of Native Sheep through Community Farming and Commercial Farming (Component A : Research,-)2nd Phase (BLRI).	1,467.14 1,467.14 0.00 0.00	123.00 123.00 0.00 0.00	121.67 121.67 0.00 0.00	98.92 % 98.92 % 0.00 % 0.00 %	8.29 % 8.29 % 0.00 % 0.00 %	121.67 0.00 8.29 % 0.00 %	8.29 %
	1-Jul-12 to 30-Jun-17	Non-Donor Project						Taka Release : % of Allocation :	123.00 100.00 %
969	4405-5014	Fodder Research and Development Project.	2,782.00 2,782.00 0.00 0.00	15.00 15.00 0.00 0.00	13.95 13.95 0.00 0.00	93.00 % 93.00 % 0.00 % 0.00 %	0.54 % 0.50 % 0.00 % 0.00 %	13.95 0.00 0.50 % 0.00 %	0.50 %
	1-Jul-12 to 31-Dec-17	Non-Donor Project						Taka Release : % of Allocation :	15.00 100.00 %

Project-wise Implementation Status of the project under Ministry of Fisheries and Livestock

Reporting Period: July 2012 To June 2013

RADP:2012-13

(Taka in Lakh)

SI No.	Ministry/Division Name Agency Name Project Code and Name		Project Cost	Target and Progress			Cumulative Progress upto Reporting Period		
				Financial		Physical (% of Total Project) A) Target B) Progress	Fin. Total PA (% of Projects Cost)	Physical Progress in %	
	Allocation	Expenditure							
	Implementation Period	Development Partner	A) Total B) Taka C) PA D) RPA	A) Total B) Taka C) PA D) RPA E) CDVAT	A) Total B) Taka C) PA D) RPA E) CDVAT	% of Allocation			
	1	2	3	4	5	6	7	8	9

Executing Agency Total	7,853.14	860.00	856.68	99.61 %	Taka Release :	860.00
	7,853.14	860.00	856.68	99.61 %		
	0.00	0.00	0.00	0.00 %		
	0.00	0.00	0.00	0.00 %		
		0.00	0.00	0.00 %		

Bangladesh Fisheries Research Institute

970	4405-7360	Establishment of Shrimp Research Center in Bagerhat District	2,403.20	122.00	118.46	97.10 %	5.07 %	2,258.78	100.00 %
			2,403.20	122.00	118.46	97.10 %	4.92 %	0.00	
			0.00	0.00	0.00	0.00 %		93.99 %	
			0.00	0.00	0.00	0.00 %		0.00 %	
1-Jul-05	to 30-Jun-13	Non-Donor Project		0.00	0.00	0.00 %			
				0.00	0.00	0.00 %		Taka Release :	122.00
								% of Allocation :	100.00 %
971	4405-7650	Jatka Conservation, Alternate Inome Generation for jatka Fishers and Research (BFRI-Part)	406.00	41.00	37.28	90.93 %	10.09 %	357.16	87.96 %
			406.00	41.00	37.28	90.93 %	9.18 %	0.00	
			0.00	0.00	0.00	0.00 %		87.97 %	
			0.00	0.00	0.00	0.00 %		0.00 %	
1-Jul-08	to 30-Jun-13	Non-Donor Project		0.00	0.00	0.00 %			
				0.00	0.00	0.00 %		Taka Release :	41.00
								% of Allocation :	100.00 %

Project-wise Implementation Status of the project under Ministry of Fisheries and Livestock

Reporting Period: July 2012 To June 2013

RADP:2012-13

(Taka in Lakh)

SI No.	Ministry/Division Name Agency Name Project Code and Name		Project Cost	Target and Progress			Cumulative Progress upto Reporting Period		
				Financial		Physical (% of Total Project) A) Target B) Progress	Fin. Total PA (% of Projects Cost)	Physical Progress in %	
	Allocation	Expenditure							
	Implementation Period	Development Partner	A) Total B) Taka C) PA D) RPA	A) Total B) Taka C) PA D) RPA E) CDVAT	A) Total B) Taka C) PA D) RPA E) CDVAT	% of Allocation			
	1	2	3	4	5	6	7	8	9
972	4405-7030	Support to Sustainable Management of the Bay of Bengal Large Marine Ecosystem(BOBLME).	454.80 454.80 0.00 0.00	30.00 30.00 0.00 0.00	29.52 29.52 0.00 0.00	98.40 % 98.40 % 0.00 % 0.00 %	6.59 % 6.49 % 0.00 % 0.00 %	214.20 0.00 47.10 % 0.00 %	78.54 %
	1-Sep-08 to 30-Jun-14	Non-Donor Project						Taka Release : 30.00 % of Allocation : 100.00 %	
973	4405-7050	Impact of Aquaculture Drugs and Chemicals on Aquatic Ecology and Productivity	1,617.76 1,617.76 0.00 0.00	106.00 106.00 0.00 0.00	98.54 98.54 0.00 0.00	92.96 % 92.96 % 0.00 % 0.00 %	6.54 % 6.09 % 0.00 % 0.00 %	716.21 0.00 44.27 % 0.00 %	44.27 %
	1-Jul-09 to 30-Jun-13	Non-Donor Project						Taka Release : 106.00 % of Allocation : 100.00 %	
974	4405-7060	Infrastructure Development and Research Strengthening of Bangladesh Fisheries Research Institute Bagerhat	3,597.00 3,597.00 0.00 0.00	500.00 500.00 0.00 0.00	500.00 500.00 0.00 0.00	100.00 % 100.00 % 0.00 % 0.00 %	13.90 % 13.90 % 0.00 % 0.00 %	2,042.00 0.00 56.77 % 0.00 %	56.78 %
	1-Jul-10 to 30-Jun-13	Non-Donor Project						Taka Release : 500.00 % of Allocation : 100.00 %	

Project-wise Implementation Status of the project under Ministry of Fisheries and Livestock

Reporting Period: July 2012 To June 2013

RADP:2012-13

(Taka in Lakh)

SI No.	Ministry/Division Name Agency Name Project Code and Name		Project Cost	Target and Progress			Cumulative Progress upto Reporting Period		
				Financial		Physical (% of Total Project) A) Target B) Progress	Fin. Total PA (% of Projects Cost)	Physical Progress in %	
	Allocation	Expenditure							
	Implementation Period	Development Partner	A) Total B) Taka C) PA D) RPA	A) Total B) Taka C) PA D) RPA E) CDVAT	A) Total B) Taka C) PA D) RPA E) CDVAT	% of Allocation			
	1	2	3	4	5	6	7	8	9
975	4405-5470 Fish Production, Conservation and Strenthening Management at Kaptai Lake (Component-C, BFRI part).		306.80	135.00	134.66	99.75 %	35.62 %	248.19	59.25%
			306.80	135.00	134.66	99.75 %	34.37 %	0.00	
			0.00	0.00	0.00	0.00 %		80.90 %	
			0.00	0.00	0.00	0.00 %		0.00 %	
1-Oct-11	to 31-Dec-13	Non-Donor Project	0.00	0.00	0.00	0.00 %			
				0.00	0.00	0.00 %		Taka Release : 135.00	
								% of Allocation : 100.00 %	
976	4405-7070 Integrated Agricultural Productivity Project (BFRIC Component).		1,346.16	293.00	283.95	96.91 %	21.76 %	433.52	31.60%
			77.70	43.00	40.28	93.67 %	21.09 %	360.26	
			1,268.46	250.00	243.67	97.47 %		32.20 %	
			1,268.46	250.00	243.67	97.47 %		28.40 %	
1-Jul-11	to 30-Jun-16	Non-Donor Project		0.00	0.00	0.00 %			
								Taka Release : 40.35	
								% of Allocation : 93.84 %	
977	4405-5012 Development and Dissemination of Pearl Culture Technology.		1,236.25	30.00	29.41	98.03 %	2.42 %	29.41	2.37%
			1,236.25	30.00	29.41	98.03 %	2.37 %	0.00	
			0.00	0.00	0.00	0.00 %		2.38 %	
			0.00	0.00	0.00	0.00 %		0.00 %	
1-Jul-12	to 30-Jun-17	Non-Donor Project		0.00	0.00	0.00 %			
								Taka Release : 30.00	
								% of Allocation : 100.00 %	

Project-wise Implementation Status of the project under Ministry of Fisheries and Livestock

Reporting Period: July 2012 To June 2013

RADP:2012-13

(Taka in Lakh)

SI No.	Ministry/Division Name Agency Name Project Code and Name		Project Cost	Target and Progress			Cumulative Progress upto Reporting Period		
				Financial		Physical (% of Total Project) A) Target B) Progress	Fin. Total PA (% of Projects Cost)	Physical Progress in %	
	Allocation	Expenditure							
	Implementation Period	Development Partner	A) Total B) Taka C) PA D) RPA	A) Total B) Taka C) PA D) RPA E) CDVAT	A) Total B) Taka C) PA D) RPA E) CDVAT	% of Allocation			
	1	2	3	4	5	6	7	8	9

Executing Agency Total	11,367.97	1,257.00	1,231.82	98.00 %	Taka Release :	1,004.35
	10,099.51	1,007.00	988.15	98.13 %	% of Allocation :	99.74 %
	1,268.46	250.00	243.67	97.47 %		
	1,268.46	250.00	243.67	97.47 %		
		0.00	0.00	0.00 %		

Bangladesh Fisheries Development Corporation (BFDC)

978	4405-7040	Construction of Multi Channel Slipway Project.	2,789.00	10.00	10.00	100.00 %	0.35 %	405.00	14.51 %
			2,789.00	10.00	10.00	100.00 %	0.35 %	0.00	
			0.00	0.00	0.00	0.00 %		14.52 %	
			0.00	0.00	0.00	0.00 %		0.00 %	
1-Jul-09	to 30-Jun-15	Non-Donor Project		0.00	0.00	0.00 %			
				0.00	0.00	0.00 %			
							Taka Release :	10.00	
							% of Allocation :	100.00 %	
979	4405-5460	Fish Production, Conservation and Strenthening Management at Kaptai Lake .	1,707.00	150.00	150.00	100.00 %	8.79 %	630.00	36.91 %
			1,707.00	150.00	150.00	100.00 %	8.79 %	0.00	
			0.00	0.00	0.00	0.00 %		36.91 %	
			0.00	0.00	0.00	0.00 %		0.00 %	
1-Oct-11	to 31-Dec-13	Non-Donor Project		0.00	0.00	0.00 %			
				0.00	0.00	0.00 %			
							Taka Release :	150.00	
							% of Allocation :	100.00 %	

Project-wise Implementation Status of the project under Ministry of Fisheries and Livestock

Reporting Period: July 2012 To June 2013

RADP:2012-13

(Taka in Lakh)

SI No.	Ministry/Division Name Agency Name Project Code and Name		Project Cost	Target and Progress			Cumulative Progress upto Reporting Period		
				Financial		Physical (% of Total Project) A) Target B) Progress	Fin. Total PA (% of Projects Cost)	Physical Progress in %	
	Allocation	Expenditure							
	Implementation Period	Development Partner	A) Total B) Taka C) PA D) RPA	A) Total B) Taka C) PA D) RPA E) CDVAT	A) Total B) Taka C) PA D) RPA E) CDVAT	% of Allocation			
	1	2	3	4	5	6	7	8	9
980	4405-5013	Establishment of Fisheries Landing Centres with Ancillary Facilities in 3 Coastal Districts at 4 Selected Area..	4,000.00 4,000.00 0.00 0.00	80.00 80.00 0.00 0.00	80.00 80.00 0.00 0.00	100.00 % 100.00 % 0.00 % 0.00 %	1.00 % 1.00 % 0.00 % 0.00 %	80.00 0.00 2.00 % 0.00 %	1.00 %
1-Jan-12 to 31-Dec-16	Non-Donor Project							Taka Release : 80.00 % of Allocation : 100.00 %	
Executing Agency Total			8,496.00 8,496.00 0.00 0.00	240.00 240.00 0.00 0.00	240.00 240.00 0.00 0.00	100.00 % 100.00 % 0.00 % 0.00 %		Taka Release : 240.00 % of Allocation : 100.00 %	
Ministry Total			1,114,574.86 1,038,792.44 75,782.42 19,283.72 70.00	35,368.00 20,535.00 14,833.00 8,603.00	36,228.77 20,214.25 16,014.52 7,625.25 0.00	102.43 % 98.44 % 107.97 % 88.63 % 0.00 %		Taka Release : 20,521.55 % of Allocation : 99.93 %	

Project-wise Implementation Status of the project under Ministry of Environment and Forest

Reporting Period: July 2012 To June 2013

RADP:2012-13

(Taka in Lakh)

SI No.	Ministry/Division Name Agency Name Project Code and Name		Project Cost	Target and Progress			Cumulative Progress upto Reporting Period		
				Financial		Physical (% of Total Project) A) Target B) Progress	Fin. Total PA (% of Projects Cost)	Physical Progress in %	
	Allocation	Expenditure							
	Implementation Period	Development Partner	A) Total B) Taka C) PA D) RPA	A) Total B) Taka C) PA D) RPA E) CDVAT	A) Total B) Taka C) PA D) RPA E) CDVAT	% of Allocation			
	1	2	3	4	5	6	7	8	9

Ministry of Environment and Forest

Ministry's Own

981	4501-7240	Clean Air and Sustainable Environment (Ministry of Environment and Forest Component).	207.76 103.88 103.88 103.88	26.00 0.00 26.00 26.00	25.08 0.00 25.08 25.08	96.46 % 0.00 % 96.46 % 96.46 %	33.00 % 33.00 %	110.27 98.40 53.08 % 94.72 %	52.67 %
1-Jul-09	to 30-Jun-14	IDA		0.00 0.00	0.00 0.00	0.00 % 0.00 %	Taka Release : % of Allocation :	0.00 0.00 %	
982	4501-7358	Clean Air and Sustainable Environment (Dhaka City Corporation Component).	29,916.00 2,997.00 26,919.00 23,845.00	6,500.00 300.00 6,200.00 6,200.00	6,425.65 300.00 6,125.65 6,125.65	98.86 % 100.00 % 98.80 % 98.80 %	21.27 % 21.00 %	12,075.84 11,775.84 40.37 % 43.75 %	39.50 %
1-Jul-09	to 30-Jun-14	IDA		200.00 0.00	0.00 0.00	0.00 % 0.00 %	Taka Release : % of Allocation :	300.00 100.00 %	
983	4501-7359	Clean Air and Sustainable Environment (Dhaka Transport Co-ordination Board-DTCB Component).	4,816.00 250.00 4,566.00 1,837.00	670.00 20.00 650.00 650.00	338.49 10.12 328.37 328.37	50.52 % 50.60 % 50.52 % 50.52 %	15.00 % 7.00 %	1,966.75 1,924.33 40.84 % 42.14 %	20.34 %
1-Jul-09	to 30-Jun-14	IDA		0.00 0.00	0.00 0.00	0.00 % 0.00 %	Taka Release : % of Allocation :	12.50 62.50 %	

Project-wise Implementation Status of the project under Ministry of Environment and Forest

Reporting Period: July 2012 To June 2013

RADP:2012-13

(Taka in Lakh)

SI No.	Ministry/Division Name Agency Name Project Code and Name		Project Cost	Target and Progress			Cumulative Progress upto Reporting Period		
				Financial		Physical (% of Total Project) A) Target B) Progress	Fin. Total PA (% of Projects Cost)	Physical Progress in %	
	Allocation	Expenditure							
	Implementation Period	Development Partner	A) Total B) Taka C) PA D) RPA	A) Total B) Taka C) PA D) RPA E) CDVAT	A) Total B) Taka C) PA D) RPA E) CDVAT	% of Allocation			
	1	2	3	4	5	6	7	8	9
984	4501-5020 Supporting Implementation of the Bangladesh Climate Change Strategy and Action Plan (BCCSP).		1,724.00	5.00	3.00	60.00 %	5.00 %	422.00	16.60 %
			0.00	0.00	0.00	0.00 %	1.00 %	422.00	
			1,724.00	5.00	3.00	60.00 %		24.48 %	
1-Jul-09 to 30-Jun-14	ADB		0.00	0.00	0.00	0.00 %		24.48 %	
				0.00	0.00	0.00 %	Taka Release : 0.00		
							% of Allocation : 0.00 %		
985	4501-5070 Climate Change Capacity Building and Management.		454.00	10.00	10.00	100.00 %	3.00 %	10.00	3.00 %
			83.00	0.00	0.00	0.00 %	3.00 %	10.00	
			371.00	10.00	10.00	100.00 %		2.20 %	
1-Jan-12 to 30-Jun-14	ADB		0.00	0.00	0.00	0.00 %		2.70 %	
				0.00	0.00	0.00 %	Taka Release : 0.00		
							% of Allocation : 0.00 %		
986	4501-5031 Community based Sustainable Management of Tanguar Haor (3rd Phase).		1,656.00	519.00	485.89	93.62 %	34.00 %	485.89	32.00 %
			131.00	0.00	0.00	0.00 %	32.00 %	485.89	
			1,525.00	519.00	485.89	93.62 %		29.34 %	
1-Jul-12 to 30-Jun-15	SDC		0.00	0.00	0.00	0.00 %		31.86 %	
				0.00	0.00	0.00 %	Taka Release : 0.00		
							% of Allocation : 0.00 %		

Project-wise Implementation Status of the project under Ministry of Environment and Forest

Reporting Period: July 2012 To June 2013

RADP:2012-13

(Taka in Lakh)

SI No.	Ministry/Division Name Agency Name Project Code and Name		Project Cost	Target and Progress			Cumulative Progress upto Reporting Period		
				Financial		Physical (% of Total Project) A) Target B) Progress	Fin. Total PA (% of Projects Cost)	Physical Progress in %	
	Allocation	Expenditure							
	Implementation Period	Development Partner	A) Total B) Taka C) PA D) RPA	A) Total B) Taka C) PA D) RPA E) CDVAT	A) Total B) Taka C) PA D) RPA E) CDVAT	% of Allocation			
	1	2	3	4	5	6	7	8	9

Executing Agency Total	38,773.76	7,730.00	7,288.11	94.28 %	Taka Release :	312.50
	3,564.88	320.00	310.12	96.91 %	% of Allocation :	97.66 %
	35,208.88	7,410.00	6,977.99	94.17 %		
	25,785.88	6,876.00	6,479.10	94.23 %		
		200.00	0.00	0.00 %		

Department of Forests

987	4531-7388	Afforestation in the denuded Hilli Area of Chittagong North Forest Division (2nd Phase) (1st Revised).	2,261.59	571.00	570.58	99.93 %	25.28 %	2,259.66	99.98 %
			2,261.59	571.00	570.58	99.93 %	25.28 %	0.00	
			0.00	0.00	0.00	0.00 %		99.91 %	
			0.00	0.00	0.00	0.00 %		0.00 %	
1-Jul-08	to 30-Jun-13	Non-Donor Project	0.00	0.00	0.00	0.00 %			
				0.00	0.00	0.00 %		Taka Release :	570.85
								% of Allocation :	99.97 %
988	4531-7389	Bio-diversity Conservation and Poverty Alleviation in the Grearter Rajshahi and Kustia Districts Project..	1,550.00	226.00	225.89	99.95 %	14.58 %	1,549.89	99.99 %
			1,550.00	226.00	225.89	99.95 %	14.57 %	0.00	
			0.00	0.00	0.00	0.00 %		99.99 %	
			0.00	0.00	0.00	0.00 %		0.00 %	
1-Jul-08	to 30-Jun-13	Non-Donor Project	0.00	0.00	0.00	0.00 %			
				0.00	0.00	0.00 %		Taka Release :	226.00
								% of Allocation :	100.00 %

Project-wise Implementation Status of the project under Ministry of Environment and Forest

Reporting Period: July 2012 To June 2013

RADP:2012-13

(Taka in Lakh)

SI No.	Ministry/Division Name Agency Name Project Code and Name		Project Cost	Target and Progress			Cumulative Progress upto Reporting Period		
				Financial		Physical (% of Total Project) A) Target B) Progress	Fin. Total PA (% of Projects Cost)	Physical Progress in %	
	Allocation	Expenditure							
	Implementation Period	Development Partner	A) Total B) Taka C) PA D) RPA	A) Total B) Taka C) PA D) RPA E) CDVAT	A) Total B) Taka C) PA D) RPA E) CDVAT	% of Allocation			
	1	2	3	4	5	6	7	8	9
989	4531-5340	Bamboo, Cane & Murta Plantation Project (2nd Phase).	1,910.00 1,910.00 0.00 0.00	400.00 400.00 0.00 0.00	392.68 392.68 0.00 0.00	98.17 % 98.17 % 0.00 % 0.00 %	20.94 % 20.56 % 0.00 % 0.00 %	1,373.03 0.00 71.89 % 0.00 %	74.91 %
	1-Jul-09 to 30-Jun-14	Non-Donor Project						Taka Release : % of Allocation :	400.00 100.00 %
990	4531-5360	Community Based Adaptation to Climate Change through Coastal Afforestation in Bangladesh	7,157.78 1,015.29 6,142.49 0.00	1,000.00 0.00 1,000.00 0.00	1,000.00 0.00 1,000.00 0.00	100.00 % 0.00 % 100.00 % 0.00 %	27.00 % 27.00 % 40.75 % 45.04 %	2,917.00 2,766.68 40.75 % 45.04 %	85.00 %
	1-Jul-09 to 30-Nov-13	UNDP						Taka Release : % of Allocation :	0.00 0.00 %
991	4531-7396	Poverty Alleviation through Social Forestry.	5,234.78 5,234.78 0.00 0.00	1,655.00 1,655.00 0.00 0.00	1,653.33 1,653.33 0.00 0.00	99.90 % 99.90 % 0.00 % 0.00 %	36.03 % 34.06 % 0.00 % 0.00 %	4,151.14 0.00 79.30 % 0.00 %	82.86 %
	1-Mar-10 to 31-Dec-13	Non-Donor Project						Taka Release : % of Allocation :	1,655.00 100.00 %

Project-wise Implementation Status of the project under Ministry of Environment and Forest

Reporting Period: July 2012 To June 2013

RADP:2012-13

(Taka in Lakh)

SI No.	Ministry/Division Name Agency Name Project Code and Name		Project Cost	Target and Progress			Cumulative Progress upto Reporting Period		
				Financial		Physical (% of Total Project) A) Target B) Progress	Fin. Total PA (% of Projects Cost)	Physical Progress in %	
	Allocation	Expenditure							
1	Implementation Period	2 Development Partner	A) Total B) Taka C) PA D) RPA	A) Total B) Taka C) PA D) RPA E) CDVAT	A) Total B) Taka C) PA D) RPA E) CDVAT	% of Allocation	7	8	9
992	4531-7397	Bangabhandhu Shekh Mujib Safari Park, Gazipur (1st Revised) Project.	21,989.04 21,989.04 0.00 0.00	2,473.00 2,473.00 0.00 0.00	2,470.55 2,470.55 0.00 0.00	99.90 % 99.90 % 0.00 % 0.00 %	10.75 % 10.74 % 0.00 % 0.00 %	21,091.49 0.00 95.92 % 0.00 %	97.79 %
	1-Mar-10 to 31-Dec-16	Non-Donor Project	0.00	0.00	0.00	0.00 %			
			0.00	0.00	0.00	0.00 %	Taka Release : % of Allocation :	2,473.00 100.00 %	
993	4531-5330	Sheikh Rasel Aviary and Eco Park Rangunia, Chittagong.	3,444.76 3,444.76 0.00 0.00	1,700.00 1,700.00 0.00 0.00	1,626.23 1,626.23 0.00 0.00	95.66 % 95.66 % 0.00 % 0.00 %	49.35 % 16.25 % 0.00 % 0.00 %	1,787.82 0.00 51.90 % 0.00 %	34.15 %
	1-Jul-10 to 30-Jun-15	Non-Donor Project	0.00	0.00	0.00	0.00 %			
			0.00	0.00	0.00	0.00 %	Taka Release : % of Allocation :	1,700.00 100.00 %	
994	4531-5370	Integrated Protected Area Co-management (IPAC) Nisorga.	6,107.00 1,721.00 4,386.00 952.00	610.00 0.00 610.00 0.00	602.33 0.00 602.33 0.00	98.74 % 0.00 % 98.74 % 0.00 %	0.69 % 0.69 % 0.00 % 0.00 %	3,425.45 3,425.45 56.09 % 78.10 %	4.37 %
	1-Jul-10 to 30-Jun-13	USAID	0.00	0.00	0.00	0.00 %			
			0.00	0.00	0.00	0.00 %	Taka Release : % of Allocation :	0.00 0.00 %	

Project-wise Implementation Status of the project under Ministry of Environment and Forest

Reporting Period: July 2012 To June 2013

RADP:2012-13

(Taka in Lakh)

SI No.	Ministry/Division Name Agency Name Project Code and Name		Project Cost	Target and Progress			Cumulative Progress upto Reporting Period		
				Financial		Physical (% of Total Project) A) Target B) Progress	Fin. Total PA (% of Projects Cost)	Physical Progress in %	
	Allocation	Expenditure							
	Implementation Period	Development Partner	A) Total B) Taka C) PA D) RPA	A) Total B) Taka C) PA D) RPA E) CDVAT	A) Total B) Taka C) PA D) RPA E) CDVAT	% of Allocation			
	1	2	3	4	5	6	7	8	9
995	4531-5380	Sundarban Environmental and Livelihoods Security (SELS).Preoject.	12,792.00 3,692.00 9,100.00	2,900.00 400.00 2,500.00	1,448.52 366.46 1,082.06	49.95 % 91.61 % 43.28 %	22.67 % 11.32 %	3,366.74 2,743.06 26.32 % 30.14 %	26.32 %
	1-Oct-10 to 1-Oct-14	EU	0.00	0.00 51.00	0.00 0.00	0.00 % 0.00 %		Taka Release : 400.00 % of Allocation : 100.00 %	
996	4531-5390	Re-excavation of Connecting Rivers Development of Irrigation Facilities and Fish Culture in Gazner Bill of Suzanagar Upazilla Pabna District .	85.00 85.00 0.00 0.00	29.00 29.00 0.00 0.00	15.65 15.65 0.00 0.00	53.97 % 53.97 % 0.00 % 0.00 %	34.11 % 18.41 %	90.06 0.00 105.95 % 0.00 %	86.17 %
	1-Jan-10 to 30-Jun-13	Non-Donor Project	0.00	0.00 0.00	0.00 0.00	0.00 % 0.00 %		Taka Release : 17.00 % of Allocation : 58.62 %	
997	4531-5460	Char Development and Settlement-4 (Department of Forest Component).	3,184.00 162.00 3,022.00	378.00 27.00 351.00	326.61 20.27 306.34	86.41 % 75.08 % 87.28 %	11.87 % 10.26 %	506.86 470.34 15.92 % 15.56 %	15.86 %
	1-Jan-11 to 31-Dec-16	IFAD, Netherlands	3,022.00	351.00 0.00	306.34 0.00	87.28 % 0.00 %		Taka Release : 27.00 % of Allocation : 100.00 %	

Project-wise Implementation Status of the project under Ministry of Environment and Forest

Reporting Period: July 2012 To June 2013

RADP:2012-13

(Taka in Lakh)

SI No.	Ministry/Division Name Agency Name Project Code and Name		Project Cost	Target and Progress			Cumulative Progress upto Reporting Period		
				Financial		Physical (% of Total Project) A) Target B) Progress	Fin. Total PA (% of Projects Cost)	Physical Progress in %	
	Allocation	Expenditure							
	Implementation Period	Development Partner	A) Total B) Taka C) PA D) RPA	A) Total B) Taka C) PA D) RPA E) CDVAT	A) Total B) Taka C) PA D) RPA E) CDVAT	% of Allocation			
	1	2	3	4	5	6	7	8	9
998	4531-5480 Restoration and Conservation of Bio-diversity in the Denewded Hills of Sitakundu, Mirarsharai, Banskhali, Inani Forest Area, Barinda Dhamoorhat Sal Forest and Singra Sal Forest Project.		1,301.00 192.00 1,109.00	674.75 76.75 598.00	620.59 76.75 543.84	91.97 % 100.00 % 90.94 %	54.00 % 49.00 %	887.43 810.68 68.21 % 73.10 %	73.00%
1-Jul-11 to 30-Jun-13	USAID		0.00	0.00	0.00	0.00 %			
				0.00	0.00	0.00 %	Taka Release : % of Allocation :	76.75 100.00 %	
999	4531-7407 Strengthening Regional Co-operation for Wildlife Protection Project.		27,620.00 2,125.00 25,495.00	2,500.00 0.00 2,500.00	725.53 0.00 725.53	29.02 % 0.00 % 29.02 %	9.42 % 0.72 %	2,149.88 2,149.88 7.78 % 8.43 %	5.43%
1-Jul-11 to 30-Jun-14	IDA		25,495.00	0.00	0.00	0.00 %			
				0.00	0.00	0.00 %	Taka Release : % of Allocation :	0.00 0.00 %	
1,000	4531-5490 Bio-diversity Conservation and Echo-tourism Deveopment in Bangladesh.		4,805.00 4,805.00 0.00	672.00 672.00 0.00	591.88 591.88 0.00	88.08 % 88.08 % 0.00 %	34.11 % 18.41 %	655.13 0.00 13.63 % 0.00 %	22.82%
1-Jul-11 to 30-Jun-14	Non-Donor Project		0.00	0.00	0.00	0.00 %			
				0.00	0.00	0.00 %	Taka Release : % of Allocation :	672.00 100.00 %	

Project-wise Implementation Status of the project under Ministry of Environment and Forest

Reporting Period: July 2012 To June 2013

RADP:2012-13

(Taka in Lakh)

SI No.	Ministry/Division Name Agency Name Project Code and Name		Project Cost	Target and Progress			Cumulative Progress upto Reporting Period		
				Financial		Physical (% of Total Project) A) Target B) Progress	Fin. Total PA (% of Projects Cost)	Physical Progress in %	
				Allocation	Expenditure				
1	2	3	4	5	6	7	8	9	
1,001	4531-7361	Development and Extension of Bangabandhu Sheik Mujib Safari Park, Cox's Bazar.	1,895.00 1,895.00 0.00 0.00	100.00 100.00 0.00 0.00	99.08 99.08 0.00 0.00	99.08 % 99.08 % 0.00 % 0.00 %	5.28 % 5.28 % 5.23 % 0.00 %	99.08 0.00 5.23 % 0.00 %	5.28 %
1-Jul-12 to 30-Jun-14	Non-Donor Project								
							Taka Release : % of Allocation :	100.00 100.00 %	
Executing Agency Total			101,336.94 52,082.45 49,254.49 29,469.00	15,888.75 8,329.75 7,559.00 351.00 51.00	12,369.46 8,109.36 4,260.11 306.34 0.00	77.85 % 97.35 % 56.36 % 87.28 % 0.00 %		Taka Release : % of Allocation :	8,317.60 99.85 %
Department of Environment									
1,002	4541-5030	Clean Air and Sustainable Environment (Department of Environment Component).	12,610.00 2,822.00 9,788.00 7,824.00	1,690.00 40.00 1,650.00 1,590.00	1,577.00 19.00 1,558.00 1,498.00	93.31 % 47.50 % 94.42 % 94.21 %	13.40 % 12.51 % 36.10 % 42.76 %	4,552.00 4,185.00 36.10 % 42.76 %	36.10 %
1-Apr-09 to 30-Jun-14	World Bank								
							Taka Release : % of Allocation :	20.00 50.00 %	

Project-wise Implementation Status of the project under Ministry of Environment and Forest

Reporting Period: July 2012 To June 2013

RADP:2012-13

(Taka in Lakh)

SI No.	Ministry/Division Name Agency Name Project Code and Name		Project Cost	Target and Progress			Cumulative Progress upto Reporting Period		
				Financial		Physical (% of Total Project) A) Target B) Progress	Fin. Total PA (% of Projects Cost)	Physical Progress in %	
	Allocation	Expenditure							
	Implementation Period	Development Partner	A) Total B) Taka C) PA D) RPA	A) Total B) Taka C) PA D) RPA E) CDVAT	A) Total B) Taka C) PA D) RPA E) CDVAT	% of Allocation			
	1	2	3	4	5	6	7	8	9
1,003	4541-5050	Fase out of CFC Consumption on the Manufacture of Metered doge inhaler (AMDI) in Bangladesh	2,248.53 250.06 1,998.47	240.00 0.00 240.00	239.64 0.00 239.64	99.85 % 0.00 % 99.85 %	13.00 % 13.00 %	1,590.07 1,590.07 70.72 % 79.56 %	85.00%
1-Jul-08	to 30-Jun-14	UNDP, MLF	0.00	0.00 0.00	0.00 0.00	0.00 % 0.00 %		Taka Release : 0.00 % of Allocation : 0.00 %	
1,004	4541-5070	Institutional Strengthening for the phase out of ODS (Phase-6).	97.00 6.00 91.00 0.00	33.00 0.00 33.00 0.00	32.98 0.00 32.98 0.00	99.94 % 0.00 % 99.94 % 0.00 %	36.00 % 36.00 %	61.80 61.80 63.71 % 67.91 %	68.00%
1-Jul-11	to 30-Jun-14	UNDP, MLF	0.00	0.00 0.00	0.00 0.00	0.00 % 0.00 %		Taka Release : 0.00 % of Allocation : 0.00 %	
1,005	4541-5080	Conversion of HCFC-141 B 2 Suklopenture of Domestic Refrizarator at Walton Hi Tech Industries Ltd.	1,027.00 225.00 802.00 0.00	560.00 0.00 560.00 0.00	365.63 0.00 365.63 0.00	65.29 % 0.00 % 65.29 % 0.00 %	70.00 % 46.00 %	487.78 487.78 47.50 % 60.82 %	61.00%
1-Jul-11	to 30-Jun-14	UNDP, MLF	0.00	0.00 0.00	0.00 0.00	0.00 % 0.00 %		Taka Release : 0.00 % of Allocation : 0.00 %	

Project-wise Implementation Status of the project under Ministry of Environment and Forest

Reporting Period: July 2012 To June 2013

RADP:2012-13

(Taka in Lakh)

SI No.	Ministry/Division Name Agency Name Project Code and Name		Project Cost	Target and Progress			Cumulative Progress upto Reporting Period		
				Financial		Physical (% of Total Project) A) Target B) Progress	Fin. Total PA (% of Projects Cost)	Physical Progress in %	
	Allocation	Expenditure							
	Implementation Period	Development Partner	A) Total B) Taka C) PA D) RPA	A) Total B) Taka C) PA D) RPA E) CDVAT	A) Total B) Taka C) PA D) RPA E) CDVAT	% of Allocation			
	1	2	3	4	5	6	7	8	9

Executing Agency Total	15,982.53	2,523.00	2,215.25	87.80 %	Taka Release : 20.00 % of Allocation : 50.00 %
	3,303.06	40.00	19.00	47.50 %	
	12,679.47	2,483.00	2,196.25	88.45 %	
	7,824.00	1,590.00	1,498.00	94.21 %	
		0.00	0.00	0.00 %	
Ministry Total	156,093.23	26,141.75	21,872.82	83.67 %	Taka Release : 8,650.10 % of Allocation : 99.54 %
	58,950.39	8,689.75	8,438.48	97.11 %	
	97,142.84	17,452.00	13,434.35	76.98 %	
	63,078.88	8,817.00	8,283.44	93.95 %	
		251.00	0.00	0.00 %	

Project-wise Implementation Status of the project under Ministry of Land

Reporting Period: July 2012 To June 2013

RADP:2012-13

(Taka in Lakh)

SI No.	Ministry/Division Name Agency Name Project Code and Name		Project Cost A) Total B) Taka C) PA D) RPA	Target and Progress			Cumulative Progress upto Reporting Period	
				Financial		Physical (% of Total Project) A) Target B) Progress	Fin. Total PA (% of Projects Cost)	Physical Progress in %
	Allocation	Expenditure						
		A) Total B) Taka C) PA D) RPA E) CDVAT		A) Total B) Taka C) PA D) RPA E) CDVAT	% of Allocation			
1	2	3	4	5	6	7	8	9

Ministry of Land

Ministry's Own

1,006	4601-5190	Rehabilitation of slum dwellers of Dhaka city in multi storied building on Government owned land in Dhaka	34,366.00 34,366.00 0.00 0.00	50.00 50.00 0.00 0.00	33.00 33.00 0.00 0.00	66.00 % 66.00 % 0.00 % 0.00 %	2.00 % 1.00 % 0.53 % 0.00 %	182.58 0.00 0.53 % 0.00 %	65.00 %
1-Jul-06	to 31-Dec-12	Non-Donor Project						Taka Release : % of Allocation :	50.00 100.00 %
1,007	4601-5120	Clustered Village (Climate Victims Rehabilitation) Project (CVRP).	18,729.00 18,729.00 0.00 0.00	3,491.00 3,491.00 0.00 0.00	3,227.00 3,227.00 0.00 0.00	92.44 % 92.44 % 0.00 % 0.00 %	18.00 % 17.00 % 0.00 % 0.00 %	14,190.00 0.00 75.76 % 0.00 %	75.00 %
1-Jan-09	to 30-Jun-13	Non-Donor Project						Taka Release : % of Allocation :	3,491.00 100.00 %
1,008	4601-6023	Capacity Development of the Department of Land Records and Serves and Modernization of Cadastal Maps Strng preservation and Retrieval I System.	500.00 500.00 0.00 0.00	163.00 163.00 0.00 0.00	142.00 142.00 0.00 0.00	87.12 % 87.12 % 0.00 % 0.00 %	30.00 % 27.00 % 0.00 % 0.00 %	479.00 0.00 95.80 % 0.00 %	94.00 %
1-Jul-10	to 30-Jun-13	Non-Donor Project						Taka Release : % of Allocation :	163.00 100.00 %

Project-wise Implementation Status of the project under Ministry of Land

Reporting Period: July 2012 To June 2013

RADP:2012-13

(Taka in Lakh)

SI No.	Ministry/Division Name Agency Name Project Code and Name		Project Cost	Target and Progress			Cumulative Progress upto Reporting Period		
				Financial		Physical (% of Total Project) A) Target B) Progress	Fin. Total PA (% of Projects Cost)	Physical Progress in %	
	Allocation	Expenditure							
	Implementation Period	Development Partner	A) Total B) Taka C) PA D) RPA	A) Total B) Taka C) PA D) RPA E) CDVAT	A) Total B) Taka C) PA D) RPA E) CDVAT	% of Allocation			
	1	2	3	4	5	6	7	8	9
1,009	4601-5200	Strengthening Settlement Press, Map, Printing Press and Preparation of Digital Map.	1,800.00 1,800.00 0.00 0.00	64.82 64.82 0.00 0.00	51.40 51.40 0.00 0.00	79.29 % 79.29 % 0.00 % 0.00 %	5.00 % 3.00 %	304.40 0.00 16.91 % 0.00 %	15.00%
16-Feb-12 to 19-May-13	Non-Donor Project		0.00	0.00	0.00	0.00 %			
				0.00	0.00	0.00 %	Taka Release : % of Allocation :	64.82 100.00 %	
1,010	4601-5210	Char Development and Settlement-4 (Noakhali district administration).	530.00 247.00 283.00 283.00	142.00 37.00 105.00 105.00	52.00 27.25 24.75 0.83	36.62 % 73.65 % 23.57 % 0.79 %	25.00 % 10.00 %	110.00 55.75 20.75 % 19.70 %	10.00%
1-Jan-11 to 31-Dec-16	IFAD, Netherlands		283.00	105.00	0.83	0.79 %			
				0.00	0.00	0.00 %	Taka Release : % of Allocation :	37.00 99.99 %	
1,011	4601-5230	Strengthening Governance Management Project (Component-B) : Digital Land Management System.	13,500.00 2,400.00 11,100.00 0.00	24.77 24.77 0.00 0.00	21.51 21.51 0.00 0.00	86.82 % 86.82 % 0.00 % 0.00 %	1.00 % 1.00 %	23.51 0.00 0.17 % 0.00 %	1.01%
1-Jul-11 to 31-Dec-13	ADB		0.00	0.00	0.00	0.00 %			
				0.00	0.00	0.00 %	Taka Release : % of Allocation :	24.77 100.00 %	

Project-wise Implementation Status of the project under Ministry of Land

Reporting Period: July 2012 To June 2013

RADP:2012-13

(Taka in Lakh)

SI No.	Ministry/Division Name Agency Name Project Code and Name		Project Cost A) Total B) Taka C) PA D) RPA	Target and Progress			Cumulative Progress upto Reporting Period		
				Financial		Physical (% of Total Project) A) Target B) Progress	Fin. Total PA (% of Projects Cost)	Physical Progress in %	
	Allocation	Expenditure							
1	2	3	4	5	6	7	8	9	
1,012	4601-5220	Strengthening Access to land Property Rights to all citizens of Bangladesh	10,663.00	2,050.00	2,000.00	97.56 %	20.00 %	2,050.00	20.00 %
			663.00	50.00	0.00	0.00 %	18.00 %	2,050.00	
			10,000.00	2,000.00	2,000.00	100.00 %		19.23 %	
1-Jul-11	to 31-Dec-15	EU	0.00	300.00	2,000.00	666.67 %		20.50 %	
				30.00	0.00	0.00 %			
							Taka Release :		0.00
							% of Allocation :		0.00 %
1,013	4601-5015	Capacity Building and Supporting the Implementation Strengthening Governance Management Project (Component-B : Digital Land Management System).	402.00	27.00	27.00	100.00 %	5.00 %	27.00	4.00 %
			65.00	2.00	2.00	100.00 %	4.00 %	25.00	
			337.00	25.00	25.00	100.00 %		6.72 %	
			0.00	0.00	0.00	0.00 %		7.42 %	
1-Jul-11	to 31-Dec-13	ADB	0.00	0.00	0.00	0.00 %			
				0.00	0.00	0.00 %			
							Taka Release :		2.00
							% of Allocation :		100.00 %
1,014	4601-5016	Land Survey, Record Compilation and Preservation through Digital System (1st phase-Computerization of existing Mouza Maps and Ledgers).	5,100.00	1,305.00	1,253.00	96.02 %	25.00 %	1,253.00	24.00 %
			5,100.00	1,305.00	1,253.00	96.02 %	24.00 %	0.00	
			0.00	0.00	0.00	0.00 %		24.57 %	
			0.00	0.00	0.00	0.00 %		0.00 %	
1-Jul-12	to 30-Jun-14	Non-Donor Project	0.00	0.00	0.00	0.00 %			
				0.00	0.00	0.00 %			
							Taka Release :		1,253.00
							% of Allocation :		96.02 %

Project-wise Implementation Status of the project under Ministry of Land

Reporting Period: July 2012 To June 2013

RADP:2012-13

(Taka in Lakh)

SI No.	Ministry/Division Name Agency Name Project Code and Name		Project Cost	Target and Progress			Cumulative Progress upto Reporting Period		
				Financial		Physical (% of Total Project) A) Target B) Progress	Fin. Total PA (% of Projects Cost)	Physical Progress in %	
	Allocation	Expenditure							
	Implementation Period	Development Partner	A) Total B) Taka C) PA D) RPA	A) Total B) Taka C) PA D) RPA E) CDVAT	A) Total B) Taka C) PA D) RPA E) CDVAT	% of Allocation			
	1	2	3	4	5	6	7	8	9
1,015	4601-5014	National Land Zoning Project (2nd Phase).	1,782.00	275.00	273.00	99.27 %	15.00 %	273.00	14.00 %
			1,782.00	275.00	273.00	99.27 %	14.00 %	0.00	
			0.00	0.00	0.00	0.00 %		15.32 %	
			0.00	0.00	0.00	0.00 %		0.00 %	
1-Jul-12	to 30-Jun-15	Non-Donor Project		0.00	0.00	0.00 %			
				0.00	0.00	0.00 %			
								Taka Release : 275.00	
								% of Allocation : 100.00 %	
		Executing Agency Total	87,372.00	7,592.59	7,079.90	93.25 %			
			65,652.00	5,462.59	5,030.15	92.08 %			
			21,720.00	2,130.00	2,049.75	96.23 %			
			283.00	405.00	2,000.83	494.03 %			
				30.00	0.00	0.00 %			
		Ministry Total	87,372.00	7,592.59	7,079.90	93.25 %			
			65,652.00	5,462.59	5,030.15	92.08 %			
			21,720.00	2,130.00	2,049.75	96.23 %			
			283.00	405.00	2,000.83	494.03 %			
				30.00	0.00	0.00 %			
								Taka Release : 5,360.59	
								% of Allocation : 98.13 %	

Project-wise Implementation Status of the project under Ministry of Water Resources

Reporting Period: July 2012 To June 2013

RADP:2012-13

(Taka in Lakh)

SI No.	Ministry/Division Name Agency Name Project Code and Name		Project Cost	Target and Progress			Cumulative Progress upto Reporting Period		
				Financial		Physical (% of Total Project) A) Target B) Progress	Fin. Total PA (% of Projects Cost)	Physical Progress in %	
	Allocation	Expenditure							
	Implementation Period	Development Partner	A) Total B) Taka C) PA D) RPA	A) Total B) Taka C) PA D) RPA E) CDVAT	A) Total B) Taka C) PA D) RPA E) CDVAT	% of Allocation			
	1	2	3	4	5	6	7	8	9

Ministry of Water Resources

Bangladesh Water Development Board

1,016	4705-7170	Upper Surma-Kushiara Flood Control and Drainage Project.	13,150.00 13,150.00 0.00 0.00	2,000.00 2,000.00 0.00 0.00	2,000.00 2,000.00 0.00 0.00	100.00 % 100.00 % 0.00 % 0.00 %	15.08 % 15.08 % 68.63 % 0.00 %	9,025.37 0.00 68.63 % 0.00 %	68.05 %
1-Jul-01	to 30-Jun-14	Non-Donor Project						Taka Release : % of Allocation :	2,000.00 100.00 %
1,017	4705-9120	New Dakatia and Old Dakatia Little Feni River Drainage Project.	14,815.70 14,815.70 0.00 0.00	1,750.00 1,750.00 0.00 0.00	17.38 17.38 0.00 0.00	0.99 % 0.99 % 0.00 % 0.00 %	26.50 % 8.25 % 0.00 % 0.00 %	7,018.80 0.00 47.37 % 0.00 %	81.78 %
1-Jul-03	to 30-Jun-14	Non-Donor Project						Taka Release : % of Allocation :	1,750.00 100.00 %
1,018	4705-9160	Tista Barage Project ((Phase-2).	29,475.75 29,475.75 0.00 0.00	1,300.00 1,300.00 0.00 0.00	1,281.65 1,281.65 0.00 0.00	98.59 % 98.59 % 0.00 % 0.00 %	4.41 % 4.35 % 0.00 % 0.00 %	13,904.97 0.00 47.17 % 0.00 %	47.18 %
1-Jul-06	to 30-Jun-15	Non-Donor Project						Taka Release : % of Allocation :	1,300.00 100.00 %

Project-wise Implementation Status of the project under Ministry of Water Resources

Reporting Period: July 2012 To June 2013

RADP:2012-13

(Taka in Lakh)

SI No.	Ministry/Division Name Agency Name Project Code and Name		Project Cost	Target and Progress			Cumulative Progress upto Reporting Period		
				Financial		Physical (% of Total Project) A) Target B) Progress	Fin. Total PA (% of Projects Cost)	Physical Progress in %	
	Allocation	Expenditure							
	Implementation Period	Development Partner	A) Total B) Taka C) PA D) RPA	A) Total B) Taka C) PA D) RPA E) CDVAT	A) Total B) Taka C) PA D) RPA E) CDVAT	% of Allocation			
	1	2	3	4	5	6	7	8	9
1,019	4705-8636	Water Management Improvement Project.	98,227.56 9,813.20 88,414.36 88,414.36	13,335.00 320.00 13,015.00 13,015.00	13,149.47 284.02 12,865.45 12,865.45	98.61 % 88.76 % 98.85 % 98.85 %	13.58 % 13.58 %	51,166.44 38,301.20 52.09 % 43.32 %	46.53 %
1-Jul-04	to 30-Jun-15	IDA, Netherlands		0.00	0.00	0.00 %	Taka Release : % of Allocation :	320.00 100.00 %	
1,020	4705-8994	Secondary Towns Integrated Flood Protection Project (Phase-2), Kustia, Rajshahi, Gaibandha, Jamalpur, Mymensingh, Manikgonj, Munshigonj, B.Barua, & Sunamgonj Town (BWDB Component).	64,116.02 27,070.95 37,045.07 33,933.17	2,457.00 1,000.00 1,457.00 1,457.00	2,372.42 933.03 1,439.39 1,439.39	96.56 % 93.30 % 98.79 % 98.79 %	1.67 % 0.92 %	51,387.21 37,300.83 80.15 % 100.69 %	100.00 %
1-Jul-05	to 30-Jun-13	ADB		0.00	0.00	0.00 %	Taka Release : % of Allocation :	1,000.00 100.00 %	
1,021	4705-9220	Feasibility Study and Detailed Design Ganges Barrage Project.	4,557.93 4,557.93 0.00 0.00	1,061.00 1,061.00 0.00 0.00	940.81 940.81 0.00 0.00	88.67 % 88.67 % 0.00 % 0.00 %	23.00 % 19.52 %	3,785.79 0.00 83.06 % 0.00 %	90.00 %
1-Jul-05	to 30-Jun-14	Non-Donor Project		0.00	0.00	0.00 %	Taka Release : % of Allocation :	1,061.00 100.00 %	

Project-wise Implementation Status of the project under Ministry of Water Resources

Reporting Period: July 2012 To June 2013

RADP:2012-13

(Taka in Lakh)

SI No.	Ministry/Division Name Agency Name Project Code and Name		Project Cost	Target and Progress			Cumulative Progress upto Reporting Period		
				Financial		Physical (% of Total Project) A) Target B) Progress	Fin. Total PA (% of Projects Cost)	Physical Progress in %	
	Allocation	Expenditure							
	Implementation Period	Development Partner	A) Total B) Taka C) PA D) RPA	A) Total B) Taka C) PA D) RPA E) CDVAT	A) Total B) Taka C) PA D) RPA E) CDVAT	% of Allocation			
	1	2	3	4	5	6	7	8	9
1,022	4705-7770	Matamuhuri Irrigation Project (2nd Phase).	6,220.48 6,220.48 0.00 0.00	217.00 217.00 0.00 0.00	215.97 215.97 0.00 0.00	99.53 % 99.53 % 0.00 % 0.00 %	3.50 % 3.50 % 0.00 % 0.00 %	6,218.31 0.00 99.97 % 0.00 %	100.00 %
1-Jul-05	to 30-Jun-13	Non-Donor Project						Taka Release : 217.00 % of Allocation : 100.00 %	
1,023	4705-7772	Integreted Water Resources Management Project of South-West Region.	30,503.51 5,782.45 24,721.06 20,628.89	6,400.00 1,000.00 5,400.00 5,160.00 80.00	6,108.14 969.61 5,138.53 4,914.26 222.06	95.44 % 96.96 % 95.16 % 95.24 % 277.58 %	16.00 % 14.00 % 0.00 % 0.00 %	21,947.94 18,068.63 71.95 % 73.09 %	83.80 %
1-Jul-05	to 30-Jun-14	ADB						Taka Release : 989.71 % of Allocation : 98.97 %	
1,024	4705-8110	Removal of Drainage Congestion from the beels Adjacent to Bhabadaha Area under Jessore District (Phase-1) .	736,050.00 736,050.00 0.00 0.00	300.00 300.00 0.00 0.00	0.00 0.00 0.00 0.00	0.00 % 0.00 % 0.00 % 0.00 %	8.00 % 0.00 % 0.00 % 0.00 %	6,387.25 0.00 0.87 % 0.00 %	93.00 %
1-Jul-06	to 30-Jun-13	Non-Donor Project						Taka Release : 0.00 % of Allocation : 0.00 %	

Project-wise Implementation Status of the project under Ministry of Water Resources

Reporting Period: July 2012 To June 2013

RADP:2012-13

(Taka in Lakh)

SI No.	Ministry/Division Name Agency Name Project Code and Name		Project Cost	Target and Progress			Cumulative Progress upto Reporting Period		
				Financial		Physical (% of Total Project) A) Target B) Progress	Fin. Total PA (% of Projects Cost)	Physical Progress in %	
	Allocation	Expenditure							
	Implementation Period	Development Partner	A) Total B) Taka C) PA D) RPA	A) Total B) Taka C) PA D) RPA E) CDVAT	A) Total B) Taka C) PA D) RPA E) CDVAT	% of Allocation			
	1	2	3	4	5	6	7	8	9
1,025	4705-9355	River Bank Protection and Development and Town Protection (4th phase).	19,133.81 19,133.81 0.00	2,500.00 2,500.00 0.00	2,494.96 2,494.96 0.00	99.80 % 99.80 % 0.00 %	13.07 % 17.12 % 0.00 %	13,316.17 0.00 69.59 % 0.00 %	85.79%
1-Jul-08	to 30-Jun-14	Non-Donor Project	0.00	0.00	0.00	0.00 %			
			0.00	0.00	0.00	0.00 %		Taka Release : 2,500.00 % of Allocation : 100.00 %	
1,026	4705-8050	Emergency 2007 Cyclone Recovery and Restoration Project (ECRRP) (BWDB Part)	3,394,035.00 0.00	6,500.00 0.00	5,983.59 0.00	92.06 % 0.00 %	19.16 % 17.64 %	39,906.99 39,906.99 1.18 % 1.18 %	42.51%
1-Jul-08	to 30-Jun-14	IDA	3,392,340.00	6,500.00	5,983.59	92.06 %			
			0.00	0.00	0.00	0.00 %		Taka Release : 0.00 % of Allocation : 0.00 %	
1,027	4705-9318	Left Bank Protection of River Testa from Testa Barrage to Chandimari.	15,061.45 15,061.45 0.00	3,500.00 3,500.00	2,625.00 2,625.00	75.00 % 75.00 %	19.35 % 19.35 %	11,152.14 0.00 74.04 % 0.00 %	92.00%
1-Jul-08	to 30-Jun-13	Non-Donor Project	0.00	0.00	0.00	0.00 %			
			0.00	0.00	0.00	0.00 %		Taka Release : 3,500.00 % of Allocation : 100.00 %	

Project-wise Implementation Status of the project under Ministry of Water Resources

Reporting Period: July 2012 To June 2013

RADP:2012-13

(Taka in Lakh)

SI No.	Ministry/Division Name Agency Name Project Code and Name		Project Cost	Target and Progress			Cumulative Progress upto Reporting Period		
				Financial		Physical (% of Total Project) A) Target B) Progress	Fin. Total PA (% of Projects Cost)	Physical Progress in %	
	Allocation	Expenditure							
	Implementation Period	Development Partner	A) Total B) Taka C) PA D) RPA	A) Total B) Taka C) PA D) RPA E) CDVAT	A) Total B) Taka C) PA D) RPA E) CDVAT	% of Allocation			
	1	2	3	4	5	6	7	8	9
1,028	4705-8150	Garai River Rescue Project.	9,421,455.00 9,421,455.00 0.00	23,000.00 23,000.00 0.00	22,040.03 22,040.03 0.00	95.83 % 95.83 % 0.00 %	18.50 % 18.50 % 0.00 %	50,953.20 0.00 0.54 % 0.00 %	56.82%
1-Jul-08	to 30-Jun-14	Non-Donor Project	0.00	0.00	0.00	0.00 %			
				0.00	0.00	0.00 %		Taka Release : 23,000.00 % of Allocation : 100.00 %	
1,029	4705-8080	Faridpur Town Protection Project.	1,765,421.00 1,765,421.00 0.00	2,300.00 2,300.00 0.00	800.00 800.00 0.00	34.78 % 34.78 % 0.00 %	13.03 % 13.03 % 0.00 %	7,918.59 0.00 0.45 % 0.00 %	73.35%
1-Jul-09	to 30-Jun-14	Non-Donor Project	0.00	0.00	0.00	0.00 %			
				0.00	0.00	0.00 %		Taka Release : 2,300.00 % of Allocation : 100.00 %	
1,030	4705-8180	Charfashion and Monpura Town Protection Project in Bhola District.	1,400,809.00 1,400,809.00 0.00	1,000.00 1,000.00 0.00	998.88 998.88 0.00	99.89 % 99.89 % 0.00 %	7.00 % 9.00 % 0.00 %	3,734.21 0.00 0.27 % 0.00 %	28.14%
1-Jul-09	to 30-Jun-15	Non-Donor Project	0.00	0.00	0.00	0.00 %			
				0.00	0.00	0.00 %		Taka Release : 1,000.00 % of Allocation : 100.00 %	

Project-wise Implementation Status of the project under Ministry of Water Resources

Reporting Period: July 2012 To June 2013

RADP:2012-13

(Taka in Lakh)

SI No.	Ministry/Division Name Agency Name Project Code and Name		Project Cost	Target and Progress			Cumulative Progress upto Reporting Period		
				Financial		Physical (% of Total Project) A) Target B) Progress	Fin. Total PA (% of Projects Cost)	Physical Progress in %	
	Allocation	Expenditure							
	Implementation Period	Development Partner	A) Total B) Taka C) PA D) RPA	A) Total B) Taka C) PA D) RPA E) CDVAT	A) Total B) Taka C) PA D) RPA E) CDVAT	% of Allocation			
	1	2	3	4	5	6	7	8	9
1,031	4705-8200	Gazner Bill Link River Excavation , Development of Irrigation Facilities and Fish Cultivation Project at Sujanagar Upazilla in Pabna District (BWDB part).	3,616,691.00 3,616,691.00 0.00	1,400.00 1,400.00 0.00	1,400.00 1,400.00 0.00	100.00 % 100.00 % 0.00 %	3.87 % 3.87 % 0.00 %	5,152.63 0.00 0.14 % 0.00 %	13.61 %
1-Jan-10 to 30-Jun-13	Non-Donor Project		0.00	0.00	0.00	0.00 %			
				0.00	0.00	0.00 %		Taka Release : 1,400.00 % of Allocation : 100.00 %	
1,032	4705-9498	Tarail-Pachuria Flood Control, Drainage & Irrigation Project (2nd Phase).	28,144.57 28,144.57 0.00	2,500.00 2,500.00 0.00	2,500.00 2,500.00 0.00	100.00 % 100.00 % 0.00 %	8.88 % 8.88 % 0.00 %	7,757.15 0.00 27.56 % 0.00 %	82.32 %
1-Jul-09 to 30-Jun-13	Non-Donor Project		0.00	0.00	0.00	0.00 %			
				0.00	0.00	0.00 %		Taka Release : 2,500.00 % of Allocation : 100.00 %	
1,033	4705-9423	Protection of Bakshipur in Rajbari District and Faridpur Flood Control & Drainage Project (Area-1) of Sengram Area from of Padma River Erosion, Protection of Mohajan Bazar from Erosion of Noboganga River of Natore District and Protection of Khokhsha & Kumarkhali Upazilla in Kustia District from Garai River Erosion.	9,835.00 9,835.00 0.00	1,200.00 1,200.00 0.00	1,200.00 1,200.00 0.00	100.00 % 100.00 % 0.00 %	8.44 % 7.74 % 0.00 %	7,268.08 0.00 73.90 % 0.00 %	99.35 %
1-Feb-10 to 30-Jun-14	Non-Donor Project		0.00	0.00	0.00	0.00 %			
				0.00	0.00	0.00 %		Taka Release : 1,200.00 % of Allocation : 100.00 %	

Project-wise Implementation Status of the project under Ministry of Water Resources

Reporting Period: July 2012 To June 2013

RADP:2012-13

(Taka in Lakh)

SI No.	Ministry/Division Name Agency Name Project Code and Name		Project Cost	Target and Progress			Cumulative Progress upto Reporting Period		
				Financial		Physical (% of Total Project) A) Target B) Progress	Fin. Total PA (% of Projects Cost)	Physical Progress in %	
	Allocation	Expenditure							
	Implementation Period	Development Partner	A) Total B) Taka C) PA D) RPA	A) Total B) Taka C) PA D) RPA E) CDVAT	A) Total B) Taka C) PA D) RPA E) CDVAT	% of Allocation			
	1	2	3	4	5	6	7	8	9
1,034	4705-9496	Rehabilitation of Bhutiar Beel & Barnal Salimpur Kolabashukhali flood control & Drainage project in Khulna District.	1,881.89 1,881.89 0.00	900.00 900.00 0.00	900.00 900.00 0.00	100.00 % 100.00 % 0.00 %	49.84 % 49.84 % 0.00 %	1,881.67 0.00 99.99 % 0.00 %	100.00 %
1-Jul-09	to 30-Jun-13	Non-Donor Project	0.00	0.00	0.00	0.00 %			
				0.00	0.00	0.00 %	Taka Release : % of Allocation :	900.00 100.00 %	
1,035	4705-9533	Project for Protection of Shahbazpur Gas Field from the Erosion of River Meghna at Borhanuddin Upazilla of Bhola District (Phase-II).	1,341,025.00 1,341,025.00 0.00	1,500.00 1,500.00 0.00	1,499.81 1,499.81 0.00	99.99 % 99.99 % 0.00 %	11.81 % 36.53 % 0.00 %	5,086.81 0.00 0.38 % 0.00 %	63.27 %
1-Jul-09	to 30-Jun-13	Non-Donor Project	0.00	0.00	0.00	0.00 %			
				0.00	0.00	0.00 %	Taka Release : % of Allocation :	1,500.00 100.00 %	
1,036	4705-6000	Protection of Left Bank of the Jamuna River Erosion from Bahadurbadghat to futani bazar in Jamalpur and Pingna Bazar Area in Sharishabari upazilla and Horinadhar to Horgila in Islampur Upazilla under Jamalpur District.	36,596.03 36,596.03 0.00	5,500.00 5,500.00 0.00	5,499.97 5,499.97 0.00	100.00 % 100.00 % 0.00 %	13.19 % 13.00 % 0.00 %	11,198.23 0.00 30.60 % 0.00 %	43.00 %
1-Jan-10	to 30-Jun-14	Non-Donor Project	0.00	0.00	0.00	0.00 %			
				0.00	0.00	0.00 %	Taka Release : % of Allocation :	5,500.00 100.00 %	

Project-wise Implementation Status of the project under Ministry of Water Resources

Reporting Period: July 2012 To June 2013

RADP:2012-13

(Taka in Lakh)

SI No.	Ministry/Division Name Agency Name Project Code and Name		Project Cost	Target and Progress			Cumulative Progress upto Reporting Period		
				Financial		Physical (% of Total Project) A) Target B) Progress	Fin. Total PA (% of Projects Cost)	Physical Progress in %	
	Allocation	Expenditure							
Implementation Period	Development Partner	A) Total B) Taka C) PA D) RPA	A) Total B) Taka C) PA D) RPA E) CDVAT	A) Total B) Taka C) PA D) RPA E) CDVAT	% of Allocation				
1	2	3	4	5	6	7	8	9	
1,037	4705-9494	Protection Left Bank of Bancharampur Upazilla and Chandpur Irrigation Project Area from Meghna River Erosion.	1,838,874.00 1,838,874.00 0.00	3,200.00 3,200.00 0.00	3,196.47 3,196.47 0.00	99.89 % 99.89 % 0.00 %	31.86 % 30.15 % 0.72 % 0.00 %	13,238.94 0.00 0.00 %	84.15 %
1-Jul-09 to 30-Jun-13	Non-Donor Project		0.00	0.00	0.00	0.00 %			
				0.00	0.00	0.00 %	Taka Release : % of Allocation :	3,200.00 100.00 %	
1,038	4705-9497	Protection of Chandpur Irrigation Project from Meghna River Irrusion at Ibrahim-Sakhua adjacent to Puranbajar in Chandpur District.	15,571.84 15,571.84 0.00	3,693.01 3,693.01 0.00	3,693.01 3,693.01 0.00	100.00 % 100.00 % 0.00 %	31.89 % 31.55 % 0.00 %	13,542.98 0.00 86.97 % 0.00 %	84.17 %
1-Feb-10 to 30-Jun-13	Non-Donor Project		0.00	0.00	0.00	0.00 %			
				0.00	0.00	0.00 %	Taka Release : % of Allocation :	3,693.01 100.00 %	
1,039	4705-6020	Capital (Pilot) Dradging of River System in Bangladesh.	10,221,144.00 10,221,144.00 0.00	30,600.00 30,600.00 0.00	30,336.90 30,336.90 0.00	99.14 % 99.14 % 0.00 %	21.19 % 20.93 % 0.40 % 0.00 %	40,673.24 0.00 0.40 % 0.00 %	71.67 %
1-Mar-10 to 30-Jun-14	Non-Donor Project		0.00	0.00	0.00	0.00 %			
				0.00	0.00	0.00 %	Taka Release : % of Allocation :	30,600.00 100.00 %	

Project-wise Implementation Status of the project under Ministry of Water Resources

Reporting Period: July 2012 To June 2013

RADP:2012-13

(Taka in Lakh)

SI No.	Ministry/Division Name Agency Name Project Code and Name		Project Cost	Target and Progress			Cumulative Progress upto Reporting Period		
				Financial		Physical (% of Total Project) A) Target B) Progress	Fin. Total PA (% of Projects Cost)	Physical Progress in %	
	Allocation	Expenditure							
	Implementation Period	Development Partner	A) Total B) Taka C) PA D) RPA	A) Total B) Taka C) PA D) RPA E) CDVAT	A) Total B) Taka C) PA D) RPA E) CDVAT	% of Allocation			
	1	2	3	4	5	6	7	8	9
1,040	4705-6010	Buriganga River Restoration (New Dholeshori-Pungli-Bongshi-Turag-Buriganga River System).	94,409.00 94,409.00 0.00 0.00	4,330.00 4,330.00 0.00 0.00	4,321.64 4,321.64 0.00 0.00	99.81 % 99.81 % 0.00 % 0.00 %	4.60 % 4.62 % 0.00 % 0.00 %	6,425.62 0.00 6.81 % 0.00 %	7.08 %
1-Jul-10	to 30-Jun-14	Non-Donor Project	0.00	0.00	0.00	0.00 %			
				0.00	0.00	0.00 %	Taka Release : % of Allocation :	4,323.14 99.84 %	
1,041	4705-9499	Bhairab Bandar Protection Project.	2,392.21 2,392.21 0.00 0.00	870.00 870.00 0.00 0.00	836.40 836.40 0.00 0.00	96.14 % 96.14 % 0.00 % 0.00 %	30.00 % 30.00 % 0.00 % 0.00 %	2,232.34 0.00 93.32 % 0.00 %	100.00 %
1-Jul-09	to 30-Jun-13	Non-Donor Project	0.00	0.00	0.00	0.00 %			
				0.00	0.00	0.00 %	Taka Release : % of Allocation :	870.00 100.00 %	
1,042	4705-9501	Construction of Additional Pump Station at Goran Chatbari.	7,983.00 7,983.00 0.00 0.00	2,550.00 2,550.00 0.00 0.00	2,550.00 2,550.00 0.00 0.00	100.00 % 100.00 % 0.00 % 0.00 %	40.00 % 35.29 % 0.00 % 0.00 %	5,730.03 0.00 71.78 % 0.00 %	75.00 %
1-Apr-10	to 30-Jun-14	Non-Donor Project	0.00	0.00	0.00	0.00 %			
				0.00	0.00	0.00 %	Taka Release : % of Allocation :	2,550.00 100.00 %	

Project-wise Implementation Status of the project under Ministry of Water Resources

Reporting Period: July 2012 To June 2013

RADP:2012-13

(Taka in Lakh)

SI No.	Ministry/Division Name Agency Name Project Code and Name		Project Cost	Target and Progress			Cumulative Progress upto Reporting Period		
				Financial		Physical (% of Total Project) A) Target B) Progress	Fin. Total PA (% of Projects Cost)	Physical Progress in %	
	Allocation	Expenditure							
	Implementation Period	Development Partner	A) Total B) Taka C) PA D) RPA	A) Total B) Taka C) PA D) RPA E) CDVAT	A) Total B) Taka C) PA D) RPA E) CDVAT	% of Allocation			
	1	2	3	4	5	6	7	8	9
1,043	4705-9532	Excavation of Chanda-Barasia River.	5,953.00 5,953.00 0.00 0.00	1,500.00 1,500.00 0.00 0.00	1,500.00 1,500.00 0.00 0.00	100.00 % 100.00 % 0.00 % 0.00 %	25.20 % 25.20 % 59.41 % 0.00 %	3,536.88 0.00 59.41 % 0.00 %	82.67 %
1-Jul-10	to 30-Jun-18	Non-Donor Project	0.00	0.00	0.00	0.00 %			
				0.00	0.00	0.00 %	Taka Release : % of Allocation :	1,500.00 100.00 %	
1,044	4705-8260	Procurement of Dragger and Relevant Machine Tools for Dragging River of Bangladesh.	130,988.00 130,988.00 0.00 0.00	7,000.00 7,000.00 0.00 0.00	6,788.95 6,788.95 0.00 0.00	96.99 % 96.99 % 0.00 % 0.00 %	5.37 % 5.18 % 0.00 % 0.00 %	6,927.90 0.00 5.29 % 0.00 %	5.30 %
1-Jul-10	to 30-Jun-14	Non-Donor Project	0.00	0.00	0.00	0.00 %			
				350.00	44.15	12.61 %	Taka Release : % of Allocation :	6,796.00 97.09 %	
1,045	4705-8240	Rehabilitation of BWBD Infrastructure Affected by Aila Cyclone in Coastal Area.	31,538.00 31,538.00 0.00 0.00	6,485.00 6,485.00 0.00 0.00	6,481.24 6,481.24 0.00 0.00	99.94 % 99.94 % 0.00 % 0.00 %	17.56 % 17.55 % 0.00 % 0.00 %	20,151.62 0.00 63.90 % 0.00 %	73.01 %
1-Jul-10	to 30-Jun-13	Non-Donor Project	0.00	0.00	0.00	0.00 %			
				0.00	0.00	0.00 %	Taka Release : % of Allocation :	6,485.00 100.00 %	

Project-wise Implementation Status of the project under Ministry of Water Resources

Reporting Period: July 2012 To June 2013

RADP:2012-13

(Taka in Lakh)

SI No.	Ministry/Division Name Agency Name Project Code and Name		Project Cost	Target and Progress			Cumulative Progress upto Reporting Period		
				Financial		Physical (% of Total Project) A) Target B) Progress	Fin. Total PA (% of Projects Cost)	Physical Progress in %	
	Allocation	Expenditure							
	Implementation Period	Development Partner	A) Total B) Taka C) PA D) RPA	A) Total B) Taka C) PA D) RPA E) CDVAT	A) Total B) Taka C) PA D) RPA E) CDVAT	% of Allocation			
	1	2	3	4	5	6	7	8	9
1,046	4705-9552	Re-excavation of Langan, Bemalia and Balbhadra River in Brahmanbaria and Habigonj District.	4,242.00 4,242.00 0.00 0.00	200.00 200.00 0.00 0.00	198.11 198.11 0.00 0.00	99.06 % 99.06 % 0.00 % 0.00 %	14.77 % 6.37 %	391.72 0.00 9.23 % 0.00 %	10.93%
1-Nov-10 to 30-Jun-13	Non-Donor Project							Taka Release : 200.00 % of Allocation : 100.00 %	
1,047	4705-8250	Right Bank Preservation of Jamuna River at Sirajgonj Sadar and Kazipur Upazilla in Sirajgonj District.	2,854,020.00 2,854,020.00 0.00 0.00	4,350.00 4,350.00 0.00 0.00	4,349.89 4,349.89 0.00 0.00	100.00 % 100.00 % 0.00 % 0.00 %	8.76 % 10.26 %	6,535.80 0.00 0.23 % 0.00 %	38.53%
1-Oct-10 to 30-Jun-14	Non-Donor Project							Taka Release : 4,350.00 % of Allocation : 100.00 %	
1,048	4705-8270	Strengthening and Rehabilitation of Bridge of Both Bank of Gomoti River.	7,337.00 7,337.00 0.00 0.00	1,200.00 1,200.00 0.00 0.00	2,200.00 2,200.00 0.00 0.00	183.33 % 183.33 % 0.00 % 0.00 %	16.35 % 46.35 %	3,399.38 0.00 46.33 % 0.00 %	62.70%
1-Jan-11 to 30-Jun-14	Non-Donor Project							Taka Release : 2,200.00 % of Allocation : 183.33 %	

Project-wise Implementation Status of the project under Ministry of Water Resources

Reporting Period: July 2012 To June 2013

RADP:2012-13

(Taka in Lakh)

SI No.	Ministry/Division Name Agency Name Project Code and Name		Project Cost	Target and Progress			Cumulative Progress upto Reporting Period		
				Financial		Physical (% of Total Project) A) Target B) Progress	Fin. Total PA (% of Projects Cost)	Physical Progress in %	
	Allocation	Expenditure							
	Implementation Period	Development Partner	A) Total B) Taka C) PA D) RPA	A) Total B) Taka C) PA D) RPA E) CDVAT	A) Total B) Taka C) PA D) RPA E) CDVAT	% of Allocation			
	1	2	3	4	5	6	7	8	9
1,049	4705-9528	River Bank Preservation in Banglabazar Area and Tamuddin of Polder 73/1 (A+B) under Hatia Upazilla in Noakhali.	605,922.00 605,922.00 0.00	2,300.00 2,300.00 0.00	2,300.00 2,300.00 0.00	100.00 % 100.00 % 0.00 %	37.96 % 45.50 % 0.00 %	3,449.26 0.00 0.57 % 0.00 %	69.50 %
	1-Nov-10 to 30-Jun-14	Non-Donor Project	0.00	0.00	0.00	0.00 %			
				0.00	0.00	0.00 %	Taka Release : % of Allocation :	2,300.00 100.00 %	
1,050	4705-9460	Left Bank Preservation of Bhramaputra River at Saheber Alga of Datbhanga under Roumari Upazilla in Kurigram District and Protection Shaghata Bazar and Adjacent Area under Shaghata Upazilla of Gaibandha District from the Erosion of Jamuna River.	17,031.00 17,031.00 0.00	2,922.00 2,922.00 0.00	2,922.00 2,922.00 0.00	100.00 % 100.00 % 0.00 %	17.16 % 17.16 % 0.00 %	6,141.44 0.00 36.06 % 0.00 %	62.16 %
	1-Oct-10 to 30-Jun-13	Non-Donor Project	0.00	0.00	0.00	0.00 %			
				0.00	0.00	0.00 %	Taka Release : % of Allocation :	2,922.00 100.00 %	
1,051	4705-9548	Protection of Right Bank of Jamuna from Nagarbari to Kazirhat at Bera Upazilla and Left Bank Protection of Padma in different Places at Sujanagar Upazilla in Pabna District.	20,089.00 20,089.00 0.00	2,800.00 2,800.00 0.00	2,800.00 2,800.00 0.00	100.00 % 100.00 % 0.00 %	13.49 % 13.49 % 0.00 %	5,499.16 0.00 27.37 % 0.00 %	28.71 %
	1-Jan-11 to 30-Jun-13	Non-Donor Project	0.00	0.00	0.00	0.00 %			
				0.00	0.00	0.00 %	Taka Release : % of Allocation :	2,800.00 100.00 %	

Project-wise Implementation Status of the project under Ministry of Water Resources

Reporting Period: July 2012 To June 2013

RADP:2012-13

(Taka in Lakh)

SI No.	Ministry/Division Name Agency Name Project Code and Name		Project Cost	Target and Progress			Cumulative Progress upto Reporting Period		
				Financial		Physical (% of Total Project) A) Target B) Progress	Fin. Total PA (% of Projects Cost)	Physical Progress in %	
	Allocation	Expenditure							
	Implementation Period	Development Partner	A) Total B) Taka C) PA D) RPA	A) Total B) Taka C) PA D) RPA E) CDVAT	A) Total B) Taka C) PA D) RPA E) CDVAT	% of Allocation			
	1	2	3	4	5	6	7	8	9
1,052	4705-8280	Procurement of Six Numbers and Ancillary Crafts and Accessories and Accessories for Ministry of Water Resources and Ministry of Shipping (Mongla Port 1, BIWTA 3, BWDB 2) -BWDB part.	23,782.00 6,848.00 16,934.00	1,740.00 100.00 1,640.00	0.00 0.00 0.00	0.00 % 0.00 % 0.00 %	0.00 % 0.00 % 0.00 %	0.00 0.00 0.00 % 0.00 %	0.00 %
1-Aug-10 to 30-Jun-13	India		0.00	1,640.00 200.00	0.00 0.00	0.00 % 0.00 %			Taka Release : 0.00 % of Allocation : 0.00 %
1,053	4705-9545	Project for the Protection of the Flood Control Barrage on Right Bank of the River Jamuna at Aunterpara, Daripara and Adjacent Areas in Bagura District.	11,687.00 11,687.00 0.00 0.00	2,000.00 2,000.00 0.00 0.00	1,999.99 1,999.99 0.00 0.00	100.00 % 100.00 % 0.00 % 0.00 %	17.11 % 17.10 % 0.00 % 0.00 %	2,699.96 0.00 23.10 % 0.00 %	25.97 %
1-Nov-10 to 30-Jun-12	Non-Donor Project		0.00	0.00 0.00	0.00 0.00	0.00 % 0.00 %			Taka Release : 2,000.00 % of Allocation : 100.00 %
1,054	4705-9593	Surma Right Bank Flood Control, Drainage and Irrigation Project.	4,571.00 4,571.00 0.00 0.00	746.88 746.88 0.00 0.00	746.88 746.88 0.00 0.00	100.00 % 100.00 % 0.00 % 0.00 %	16.34 % 16.34 % 0.00 % 0.00 %	995.88 0.00 21.79 % 0.00 %	22.44 %
1-Jul-11 to 30-Jun-14	Non-Donor Project		0.00	0.00 0.00	0.00 0.00	0.00 % 0.00 %			Taka Release : 746.88 % of Allocation : 100.00 %

Project-wise Implementation Status of the project under Ministry of Water Resources

Reporting Period: July 2012 To June 2013

RADP:2012-13

(Taka in Lakh)

SI No.	Ministry/Division Name Agency Name Project Code and Name		Project Cost	Target and Progress			Cumulative Progress upto Reporting Period		
				Financial		Physical (% of Total Project) A) Target B) Progress	Fin. Total PA (% of Projects Cost)	Physical Progress in %	
	Allocation	Expenditure							
	Implementation Period	Development Partner	A) Total B) Taka C) PA D) RPA	A) Total B) Taka C) PA D) RPA E) CDVAT	A) Total B) Taka C) PA D) RPA E) CDVAT	% of Allocation			
	1	2	3	4	5	6	7	8	9
1,055	4705-9324	Kalani - Kusiara River Management Projects.	60,983.00	850.00	836.61	98.42 %	1.40 %	1,003.44	2.01 %
			60,983.00	850.00	836.61	98.42 %	1.74 %	0.00	
			0.00	0.00	0.00	0.00 %		1.65 %	
			0.00	0.00	0.00	0.00 %		0.00 %	
1-Apr-11	to 30-Jun-14	Non-Donor Project	0.00	0.00	0.00	0.00 %			
				0.00	0.00	0.00 %		Taka Release : 850.00	
					0.00	0.00 %		% of Allocation : 100.00 %	
1,056	4705-9558	Bank Protection Work Along the Left Bank of Madhumati River at Fukra and Both Bank of Madaripur Bilrut Channet at Koligram and Manikdaha in Gopalganj District.	3,230.00	1,570.00	1,570.00	100.00 %	52.75 %	2,319.73	86.83 %
			3,230.00	1,570.00	1,570.00	100.00 %	52.75 %	0.00	
			0.00	0.00	0.00	0.00 %		71.82 %	
			0.00	0.00	0.00	0.00 %		0.00 %	
1-Jan-10	to 30-Jun-14	Non-Donor Project	0.00	0.00	0.00	0.00 %			
				0.00	0.00	0.00 %		Taka Release : 1,570.00	
					0.00	0.00 %		% of Allocation : 100.00 %	
1,057	4705-8310	Char Development and Settlement-4 (BWDB).	27,661.00	3,382.00	3,359.85	99.35 %	12.23 %	6,689.26	25.23 %
			3,704.00	432.00	423.84	98.11 %	12.23 %	5,878.09	
			23,957.00	2,950.00	2,936.01	99.53 %		24.18 %	
			13,109.00	1,850.00	1,776.01	96.00 %		24.54 %	
1-Jan-11	to 31-Dec-16	IFAD, Netherlands		0.00	0.00	0.00 %			
								Taka Release : 427.31	
								% of Allocation : 98.91 %	

Project-wise Implementation Status of the project under Ministry of Water Resources

Reporting Period: July 2012 To June 2013

RADP:2012-13

(Taka in Lakh)

SI No.	Ministry/Division Name Agency Name Project Code and Name		Project Cost	Target and Progress			Cumulative Progress upto Reporting Period		
				Financial		Physical (% of Total Project) A) Target B) Progress	Fin. Total PA (% of Projects Cost)	Physical Progress in %	
	Allocation	Expenditure							
		A) Total B) Taka C) PA D) RPA E) CDVAT		A) Total B) Taka C) PA D) RPA E) CDVAT	% of Allocation	A) Target B) Progress	8	9	
1	2	3	4	5	6	7	8	9	
1,058	4705-9589	Pre-Monsoon flood Protection and Drainage Improvement in Haor Areas.	68,494.10	2,000.00	2,495.00	124.75 %	1.10 %	3,230.00	2.92%
			68,494.10	2,000.00	2,495.00	124.75 %	1.85 %	0.00	
			0.00	0.00	0.00	0.00 %		4.72 %	
			0.00	0.00	0.00	0.00 %		0.00 %	
1-Jul-11	to 30-Jun-15	Non-Donor Project	0.00	0.00	0.00	0.00 %			
				0.00	0.00	0.00 %		Taka Release : 2,495.00	
					0.00	0.00 %		% of Allocation : 124.75 %	
1,059	4705-7115	Removal of Kapotakhkha River Water Logging Project (2nd Phase).	26,155.00	1,500.00	1,499.93	100.00 %	10.00 %	2,873.57	16.00%
			26,155.00	1,500.00	1,499.93	100.00 %	9.00 %	0.00	
			0.00	0.00	0.00	0.00 %		10.99 %	
			0.00	0.00	0.00	0.00 %		0.00 %	
1-Jul-11	to 30-Jun-15	Non-Donor Project	0.00	0.00	0.00	0.00 %			
				0.00	0.00	0.00 %		Taka Release : 1,500.00	
					0.00	0.00 %		% of Allocation : 100.00 %	
1,060	4705-7117	Digging of Feni Regulator Pilot Channel at Sonagazi Upazilla of Feni District and Protection of Left Bank of Feni River at Pashchimjoar Area of Mirsarai Upazilla of Chittagong District.	6,386.00	1,700.00	1,694.20	99.66 %	26.62 %	1,764.20	57.50%
			6,386.00	1,700.00	1,694.20	99.66 %	56.00 %	0.00	
			0.00	0.00	0.00	0.00 %		27.63 %	
			0.00	0.00	0.00	0.00 %		0.00 %	
1-Oct-11	to 30-Jun-14	Non-Donor Project	0.00	0.00	0.00	0.00 %			
				0.00	0.00	0.00 %		Taka Release : 1,644.20	
					0.00	0.00 %		% of Allocation : 96.72 %	

Project-wise Implementation Status of the project under Ministry of Water Resources

Reporting Period: July 2012 To June 2013

RADP:2012-13

(Taka in Lakh)

SI No.	Ministry/Division Name Agency Name Project Code and Name		Project Cost	Target and Progress			Cumulative Progress upto Reporting Period		
				Financial		Physical (% of Total Project) A) Target B) Progress	Fin. Total PA (% of Projects Cost)	Physical Progress in %	
	Allocation	Expenditure							
	Implementation Period	Development Partner	A) Total B) Taka C) PA D) RPA	A) Total B) Taka C) PA D) RPA E) CDVAT	A) Total B) Taka C) PA D) RPA E) CDVAT	% of Allocation			
	1	2	3	4	5	6	7	8	9
1,061	4705-7118	Noagaon Town Protection Project.	7,325.00 7,325.00 0.00 0.00	1,300.00 1,300.00 0.00 0.00	1,296.50 1,296.50 0.00 0.00	99.73 % 99.73 % 0.00 % 0.00 %	17.75 % 25.22 % 0.00 % 0.00 %	1,495.59 0.00 20.42 % 0.00 %	27.93 %
1-Jul-11	to 30-Jun-14	Non-Donor Project						Taka Release : % of Allocation :	1,300.00 100.00 %
1,062	4705-5092	Right Bank Protection of Jamuna River in Bogra.	21,446.00 21,446.00 0.00 0.00	1,500.00 1,500.00 0.00 0.00	1,497.94 1,497.94 0.00 0.00	99.86 % 99.86 % 0.00 % 0.00 %	6.97 % 7.48 % 0.00 % 0.00 %	1,497.94 0.00 6.98 % 0.00 %	7.48 %
1-Jul-12	to 30-Jun-16	Non-Donor Project						Taka Release : % of Allocation :	1,500.00 100.00 %
1,063	4705-5016	Rehabilitation of Ganga-Kapotaksha Irrigation Project.	16,472.00 16,472.00 0.00 0.00	300.00 300.00 0.00 0.00	285.00 285.00 0.00 0.00	95.00 % 95.00 % 0.00 % 0.00 %	1.82 % 1.73 % 0.00 % 0.00 %	285.00 0.00 1.73 % 0.00 %	1.73 %
1-Jul-12	to 30-Jun-16	Non-Donor Project						Taka Release : % of Allocation :	300.00 100.00 %

Project-wise Implementation Status of the project under Ministry of Water Resources

Reporting Period: July 2012 To June 2013

RADP:2012-13

(Taka in Lakh)

SI No.	Ministry/Division Name Agency Name Project Code and Name		Project Cost	Target and Progress			Cumulative Progress upto Reporting Period		
				Financial		Physical (% of Total Project) A) Target B) Progress	Fin. Total PA (% of Projects Cost)	Physical Progress in %	
	Allocation	Expenditure							
	Implementation Period	Development Partner	A) Total B) Taka C) PA D) RPA	A) Total B) Taka C) PA D) RPA E) CDVAT	A) Total B) Taka C) PA D) RPA E) CDVAT	% of Allocation			
	1	2	3	4	5	6	7	8	9
1,064	4705-5116	Rehabilitation Work of Testa Main Channel and Related Structure Under Command Area of Testa Barrage Project.	1,465.00 1,465.00 0.00 0.00	520.00 200.00 320.00 0.00	299.59 119.59 180.00 0.00	57.61 % 59.80 % 56.25 % 0.00 %	35.49 % 20.46 % 0.00 %	299.59 180.00 20.45 % 0.00 %	20.46 %
1-Jul-12	to 30-Jun-14	Non-Donor Project						Taka Release : % of Allocation :	120.00 60.00 %
1,065	4705-5117	Environmental Impact Assessment (EIA) Study of Different BWD Projects to be Implemented under Climate Change Trust Fund.	199.00 199.00 0.00 0.00	100.00 100.00 0.00 0.00	99.90 99.90 0.00 0.00	99.90 % 99.90 % 0.00 % 0.00 %	50.00 % 50.00 % 0.00 %	99.90 0.00 50.20 % 0.00 %	50.00 %
1-Oct-12	to 31-Dec-13	Non-Donor Project						Taka Release : % of Allocation :	100.00 100.00 %
1,066	4705-5108	Integrated Water Management Project of Polder 34/2 of Bagerhat District.	16,726.00 16,726.00 0.00 0.00	200.00 200.00 0.00 0.00	195.00 195.00 0.00 0.00	97.50 % 97.50 % 0.00 % 0.00 %	1.20 % 1.17 % 0.00 %	195.00 0.00 1.17 % 0.00 %	1.17 %
1-Jan-12	to 30-Jun-15	Non-Donor Project						Taka Release : % of Allocation :	200.00 100.00 %

Project-wise Implementation Status of the project under Ministry of Water Resources

Reporting Period: July 2012 To June 2013

RADP:2012-13

(Taka in Lakh)

SI No.	Ministry/Division Name Agency Name Project Code and Name		Project Cost	Target and Progress			Cumulative Progress upto Reporting Period		
				Financial		Physical (% of Total Project) A) Target B) Progress	Fin. Total PA (% of Projects Cost)	Physical Progress in %	
	Allocation	Expenditure							
	Implementation Period	Development Partner	A) Total B) Taka C) PA D) RPA	A) Total B) Taka C) PA D) RPA E) CDVAT	A) Total B) Taka C) PA D) RPA E) CDVAT	% of Allocation			
	1	2	3	4	5	6	7	8	9
1,067	4705-5109	Protection of Atatuli Area of Chapainoabgonj District from Errosion of Padma River.	16,551.00 16,551.00 0.00	1.00 1.00 0.00	0.00 0.00 0.00	0.00 % 0.00 % 0.00 %	0.00 % 0.00 % 0.00 %	0.00 0.00 0.00 % 0.00 %	0.00 % 0.00 % 0.00 % 0.00 %
1-Sep-12 to 30-Jun-15	Non-Donor Project		0.00	0.00	0.00	0.00 %			
				0.00	0.00	0.00 %	Taka Release : % of Allocation :	0.00 0.00 %	0.00 % 0.00 %
1,068	4705-5110	Bhoroongamari-Mothergonj Road Protection from Errosion of Dodhkumar River Adjacent of Sonaihat Bridge under Bhoroongamari Upazilla and Left Bank Protection of Testa River from Gonaigach to Bazra Senior Madrasa of Ulipur Upazilla of Kurigram District.	4,174.00 4,174.00 0.00	200.00 200.00 0.00	200.00 200.00 0.00	100.00 % 100.00 % 0.00 %	8.96 % 8.96 % 0.00 %	200.00 0.00 4.79 % 0.00 %	8.96 % 8.96 % 0.00 % 0.00 %
1-Jul-12 to 30-Jun-14	Non-Donor Project		0.00	0.00	0.00	0.00 %			
				0.00	0.00	0.00 %	Taka Release : % of Allocation :	200.00 100.00 %	100.00 % 100.00 %
1,069	4705-5111	Bhola Town Protection Project (3rd Phase).	10,329.00 10,329.00 0.00	200.00 200.00 0.00	200.00 200.00 0.00	100.00 % 100.00 % 0.00 %	1.93 % 2.82 % 0.00 %	200.00 0.00 1.94 % 0.00 %	2.82 % 2.82 % 0.00 % 0.00 %
1-Jul-12 to 30-Jun-15	Non-Donor Project		0.00	0.00	0.00	0.00 %			
				0.00	0.00	0.00 %	Taka Release : % of Allocation :	200.00 100.00 %	100.00 % 100.00 %

Project-wise Implementation Status of the project under Ministry of Water Resources

Reporting Period: July 2012 To June 2013

RADP:2012-13

(Taka in Lakh)

SI No.	Ministry/Division Name Agency Name Project Code and Name		Project Cost	Target and Progress			Cumulative Progress upto Reporting Period		
				Financial		Physical (% of Total Project) A) Target B) Progress	Fin. Total PA (% of Projects Cost)	Physical Progress in %	
	Allocation	Expenditure							
	Implementation Period	Development Partner	A) Total B) Taka C) PA D) RPA	A) Total B) Taka C) PA D) RPA E) CDVAT	A) Total B) Taka C) PA D) RPA E) CDVAT	% of Allocation			
	1	2	3	4	5	6	7	8	9
1,070	4705-5112	Protection of Loahjong Upazilla Complex Area of Munshigonj District from Padma River Bank Errosion Project.	2,447.00 0.00 2,447.00	100.00 100.00	99.03 99.03	99.03 % 99.03 %	4.09 % 4.05 %	99.03 0.00 4.05 % 0.00 %	4.05%
1-Jul-12	to 30-Jun-14	Non-Donor Project	0.00	0.00	0.00	0.00 %			
				0.00	0.00	0.00 %		Taka Release : 100.00 % of Allocation : 100.00 %	
1,071	4705-5113	Left Bank Protection of Padma River from Komorpur to Jhaowdia under Ishwardi Upazilla of Pabna District and from Tilokpur to Gouripur of Natore District.	22,020.00 22,020.00 0.00 0.00	5.00 5.00	0.00 0.00	0.00 % 0.00 %	0.02 % 0.02 %	0.00 0.00 0.00 % 0.00 %	0.02%
1-Jul-12	to 30-Jun-15	Non-Donor Project	0.00	0.00	0.00	0.00 %			
				0.00	0.00	0.00 %		Taka Release : 0.00 % of Allocation : 0.00 %	
1,072	4705-5114	Protection of Boiragirhat & Chilmay Port under Chilmay & Ulipur Upazilla of Kurigram District from the Errosion of Right Bank of Brahmaputra River (2nd Phase).	19,136.00 19,136.00 0.00 0.00	200.00 200.00	200.00 200.00	100.00 % 100.00 %	1.05 % 1.05 %	200.00 0.00 1.05 % 0.00 %	1.05%
1-Nov-12	to 30-Jun-16	Non-Donor Project	0.00	0.00	0.00	0.00 %			
				0.00	0.00	0.00 %		Taka Release : 200.00 % of Allocation : 100.00 %	

Project-wise Implementation Status of the project under Ministry of Water Resources

Reporting Period: July 2012 To June 2013

RADP:2012-13

(Taka in Lakh)

SI No.	Ministry/Division Name Agency Name Project Code and Name		Project Cost	Target and Progress			Cumulative Progress upto Reporting Period		
				Financial		Physical (% of Total Project) A) Target B) Progress	Fin. Total PA (% of Projects Cost)	Physical Progress in %	
	Allocation	Expenditure							
	Implementation Period	Development Partner	A) Total B) Taka C) PA D) RPA	A) Total B) Taka C) PA D) RPA E) CDVAT	A) Total B) Taka C) PA D) RPA E) CDVAT	% of Allocation			
	1	2	3	4	5	6	7	8	9

Executing Agency Total	38,275,938.85	174,734.89	167,078.10	95.62 %	Taka Release : % of Allocation :	144,180.24 100.51 %
	34,688,385.36	143,452.89	138,535.13	96.57 %		
	3,587,553.49	31,282.00	28,542.97	91.24 %		
	3,548,425.42	29,942.00	27,158.70	90.70 %		
		630.00	266.21	42.26 %		

Bangladesh Haor & Wetlands Dev. Board

1,073	4705-5011	Development of Borni Baor.	5,357.00	2,300.00	2,466.00	107.22 %	37.00 %	2,664.25	57.78 %
			5,357.00	2,300.00	2,466.00	107.22 %	50.78 %	0.00	
			0.00	0.00	0.00	0.00 %		49.73 %	
			0.00	0.00	0.00	0.00 %		0.00 %	
1-Jul-11	to 30-Jun-14	Non-Donor Project						Taka Release : % of Allocation :	2,498.25 108.62 %
1,074	4705-5091	Main River Flood and Bank Errosion Risk Management Program.	1,569.69	835.00	645.32	77.28 %	90.00 %	645.32	89.00 %
			549.10	39.00	33.32	85.44 %	89.00 %	612.00	
			1,020.59	796.00	612.00	76.88 %		41.11 %	
			1,020.59	0.00	0.00	0.00 %		59.97 %	
1-Apr-12	to 30-Jun-13	Non-Donor Project						Taka Release : % of Allocation :	39.00 100.00 %

Project-wise Implementation Status of the project under Ministry of Water Resources

Reporting Period: July 2012 To June 2013

RADP:2012-13

(Taka in Lakh)

SI No.	Ministry/Division Name Agency Name Project Code and Name		Project Cost	Target and Progress			Cumulative Progress upto Reporting Period		
				Financial		Physical (% of Total Project) A) Target B) Progress	Fin. Total PA (% of Projects Cost)	Physical Progress in %	
	Allocation	Expenditure							
	Implementation Period	Development Partner	A) Total B) Taka C) PA D) RPA	A) Total B) Taka C) PA D) RPA E) CDVAT	A) Total B) Taka C) PA D) RPA E) CDVAT	% of Allocation			
	1	2	3	4	5	6	7	8	9

Executing Agency Total	6,926.69	3,135.00	3,111.32	99.24 %	Taka Release : 2,537.25 % of Allocation : 108.48 %
	5,906.10	2,339.00	2,499.32	106.85 %	
	1,020.59	796.00	612.00	76.88 %	
	1,020.59	0.00	0.00	0.00 %	
		0.00	0.00	0.00 %	
Ministry Total	38,282,865.54	177,869.89	170,189.42	95.68 %	Taka Release : 146,717.49 % of Allocation : 100.63 %
	34,694,291.46	145,791.89	141,034.45	96.74 %	
	3,588,574.08	32,078.00	29,154.97	90.89 %	
	3,549,446.01	29,942.00	27,158.70	90.70 %	
		630.00	266.21	42.26 %	

Project-wise Implementation Status of the project under Ministry of Food

Reporting Period: July 2012 To June 2013

RADP:2012-13

(Taka in Lakh)

SI No.	Ministry/Division Name Agency Name Project Code and Name		Project Cost	Target and Progress			Cumulative Progress upto Reporting Period		
				Financial		Physical (% of Total Project) A) Target B) Progress	Fin. Total PA (% of Projects Cost)	Physical Progress in %	
	Allocation	Expenditure							
	Implementation Period	Development Partner	A) Total B) Taka C) PA D) RPA	A) Total B) Taka C) PA D) RPA E) CDVAT	A) Total B) Taka C) PA D) RPA E) CDVAT	% of Allocation			
	1	2	3	4	5	6	7	8	9

Ministry of Food

Ministry's Own

1,075	4801-5011	National Food Policy Capacity Strengthening Project (2nd Phase).	7,344.18 90.00 7,254.18	2,174.00 0.00 2,174.00	1,646.98 0.00 1,646.98	75.76 % 0.00 % 75.76 %	20.00 % 14.00 % 87.91 %	6,456.51 6,456.51 89.00 %	60.00 %
1-Jan-09	to 31-Dec-12	USAID, EC	0.00	0.00	0.00	0.00 %			
							Taka Release :	0.00	
							% of Allocation :	0.00 %	

Executing Agency Total

7,344.18	2,174.00	1,646.98	75.76 %	Taka Release :	0.00
90.00	0.00	0.00	0.00 %	% of Allocation :	0.00 %
7,254.18	2,174.00	1,646.98	75.76 %		
0.00	0.00	0.00	0.00 %		
		0.00	0.00 %		

Directorate of Food

1,076	4831-6044	Construction of a Concrete Grain Silo for 50,000 Metric Ton Capacity at Mongla Port with Ancillary Facilities.	53,678.33 53,678.33	18,127.00 18,127.00	18,126.00 18,126.00	99.99 % 99.99 %	40.00 % 25.00 %	19,884.97 0.00 37.04 %	30.00 %
1-Jan-10	to 31-Dec-13	Non-Donor Project	0.00	0.00	0.00	0.00 %			
							Taka Release :	18,127.00	
							% of Allocation :	100.00 %	

Project-wise Implementation Status of the project under Ministry of Food

Reporting Period: July 2012 To June 2013

RADP:2012-13

(Taka in Lakh)

SI No.	Ministry/Division Name Agency Name Project Code and Name		Project Cost	Target and Progress			Cumulative Progress upto Reporting Period		
				Financial		Physical (% of Total Project) A) Target B) Progress	Fin. Total PA (% of Projects Cost)	Physical Progress in %	
	Allocation	Expenditure							
	Implementation Period	Development Partner	A) Total B) Taka C) PA D) RPA	A) Total B) Taka C) PA D) RPA E) CDVAT	A) Total B) Taka C) PA D) RPA E) CDVAT	% of Allocation			
	1	2	3	4	5	6	7	8	9
1,077	4831-5150	Construction of 0.84 Lakh Metric Ton Capacity New Food Godawns with Ancillary Facilities at Haliashahar CSD Compound, Chittagong.	23,797.00 23,797.00 0.00	6,730.00 6,730.00 0.00	6,729.00 6,729.00 0.00	99.99 % 99.99 % 0.00 %	30.00 % 25.00 % 0.00 %	15,007.65 0.00 63.07 % 0.00 %	80.00 %
1-Jul-10	to 30-Jun-13	Non-Donor Project	0.00	0.00	0.00	0.00 %			
				0.00	0.00	0.00 %	Taka Release : % of Allocation :	6,729.57 99.99 %	
1,078	4831-5200	Construction of 1.35 Lakh MT Capacity New Food Godowns.	30,541.95 30,541.95 0.00	14,890.00 14,890.00 0.00	12,837.57 12,837.57 0.00	86.22 % 86.22 % 0.00 %	52.00 % 40.00 % 0.00 %	27,209.40 0.00 89.09 % 0.00 %	90.00 %
1-Jul-10	to 30-Jun-13	Non-Donor Project	0.00	0.00	0.00	0.00 %			
				0.00	0.00	0.00 %	Taka Release : % of Allocation :	14,890.00 100.00 %	
1,079	4831-5012	Establishment of Government Modern Flour Mills at Postogola.	13,020.00 13,020.00 0.00	282.00 282.00 0.00	281.00 281.00 0.00	99.65 % 99.65 % 0.00 %	2.00 % 1.00 % 0.00 %	281.00 0.00 2.16 % 0.00 %	1.00 %
1-Jul-12	to 30-Jun-15	Non-Donor Project	0.00	0.00	0.00	0.00 %			
				0.00	0.00	0.00 %	Taka Release : % of Allocation :	282.00 100.00 %	

Project-wise Implementation Status of the project under Ministry of Food

Reporting Period: July 2012 To June 2013

RADP:2012-13

(Taka in Lakh)

SI No.	Ministry/Division Name Agency Name Project Code and Name		Project Cost	Target and Progress			Cumulative Progress upto Reporting Period		
				Financial		Physical (% of Total Project) A) Target B) Progress	Fin. Total PA (% of Projects Cost)	Physical Progress in %	
	Allocation	Expenditure							
	Implementation Period	Development Partner	A) Total B) Taka C) PA D) RPA	A) Total B) Taka C) PA D) RPA E) CDVAT	A) Total B) Taka C) PA D) RPA E) CDVAT	% of Allocation			
	1	2	3	4	5	6	7	8	9
1,080	4831-5047	Construction of Multistoried Warehouse at Santahar Grain Silo Premises, Bogra (25000 Metric Tons).	26,456.00 6,219.00 20,237.00	8,525.00 438.00 8,087.00	4,397.50 185.50 4,212.00	51.58 % 42.35 % 52.08 %	80.00 % 15.00 %	4,397.50 4,212.00 16.62 % 20.81 %	30.00 %
1-Jan-12 to 30-Jun-14	JICA		0.00	0.00	0.00	0.00 %			
				0.00	0.00	0.00 %		Taka Release : 200.00 % of Allocation : 45.66 %	
Executing Agency Total			147,493.28	48,554.00	42,371.08	87.27 %		Taka Release : 40,228.57 % of Allocation : 99.41 %	
			127,256.28	40,467.00	38,159.08	94.30 %			
			20,237.00	8,087.00	4,212.00	52.08 %			
			0.00	0.00	0.00	0.00 %			
				0.00	0.00	0.00 %			
Ministry Total			154,837.46	50,728.00	44,018.06	86.77 %		Taka Release : 40,228.57 % of Allocation : 99.41 %	
			127,346.28	40,467.00	38,159.08	94.30 %			
			27,491.18	10,261.00	5,858.98	57.10 %			
			0.00	0.00	0.00	0.00 %			
				0.00	0.00	0.00 %			

Project-wise Implementation Status of the project under Ministry of Disaster Management and Relief

Reporting Period: July 2012 To June 2013

RADP:2012-13

(Taka in Lakh)

SI No.	Ministry/Division Name Agency Name Project Code and Name		Project Cost	Target and Progress			Cumulative Progress upto Reporting Period		
				Financial		Physical (% of Total Project) A) Target B) Progress	Fin. Total PA (% of Projects Cost)	Physical Progress in %	
	Allocation	Expenditure							
	Implementation Period	Development Partner	A) Total B) Taka C) PA D) RPA	A) Total B) Taka C) PA D) RPA E) CDVAT	A) Total B) Taka C) PA D) RPA E) CDVAT	% of Allocation			
	1	2	3	4	5	6	7	8	9

Ministry of Disaster Management and Relief

Ministry's Own

1,081	4901-5032	Comprehensive Disaster Management Programme (2nd phase).	36,100.17 600.57 35,499.60 0.00	7,080.00 80.00 7,000.00 0.00	12,022.59 64.10 11,958.49 0.00	169.81 % 80.13 % 170.84 % 0.00 %	19.00 % 33.00 %	22,300.02 22,125.00 61.77 % 62.32 %	65.00 %
1-Jan-10	to 31-Dec-14	DFID, UNDP, EC		0.00 0.00	0.00 0.00	0.00 % 0.00 %		Taka Release : 80.00 % of Allocation : 100.00 %	
1,082	4901-5023	Capacity Building for Disaster Risk Financing.	492.00 82.00 410.00 0.00	60.00 10.00 50.00 0.00	6.35 6.35 0.00 0.00	10.58 % 63.50 % 0.00 % 0.00 %	12.00 % 2.00 %	6.35 0.00 1.29 % 0.00 %	2.00 %
1-Jan-13	to 30-Jun-15	Non-Donor Project		0.00 0.00	0.00 0.00	0.00 % 0.00 %		Taka Release : 7.50 % of Allocation : 75.00 %	
Executing Agency Total			36,592.17 682.57 35,909.60 0.00	7,140.00 90.00 7,050.00 0.00	12,028.94 70.45 11,958.49 0.00	168.47 % 78.28 % 169.62 % 0.00 %		Taka Release : 87.50 % of Allocation : 97.22 %	

Department of Relief and Rehabilitation

Project-wise Implementation Status of the project under Ministry of Disaster Management and Relief

Reporting Period: July 2012 To June 2013

RADP:2012-13

(Taka in Lakh)

SI No.	Ministry/Division Name Agency Name Project Code and Name		Project Cost	Target and Progress			Cumulative Progress upto Reporting Period		
				Financial		Physical (% of Total Project) A) Target B) Progress	Fin. Total PA (% of Projects Cost)	Physical Progress in %	
	Allocation	Expenditure							
	Implementation Period	Development Partner	A) Total B) Taka C) PA D) RPA	A) Total B) Taka C) PA D) RPA E) CDVAT	A) Total B) Taka C) PA D) RPA E) CDVAT	% of Allocation			
	1	2	3	4	5	6	7	8	9
1,083	4931-5130	Operations Support to the Implyment Generation Programme for the Poorest.	3,747.46 87.37 3,660.09	1,640.00 40.00 1,600.00	1,148.41 12.82 1,135.59	70.03 % 32.05 % 70.97 %	34.00 % 34.00 %	2,420.29 2,382.06 64.58 % 65.08 %	61.00%
	15-Jan-11 to 31-Dec-13	IDB	37.00	1,600.00 0.00	1,135.59 0.00	70.97 % 0.00 %		Taka Release : 30.00 % of Allocation : 75.00 %	
1,084	4931-5030	Construction of Small Bridge/Culvart (12 m lenth) on Rural Roads in Chittagong Hill Tracks.	9,910.00 9,910.00 0.00 0.00	4,629.00 4,629.00 0.00 0.00	4,302.38 4,302.38 0.00 0.00	92.94 % 92.94 % 0.00 % 0.00 %	46.00 % 43.00 %	9,505.29 0.00 95.92 % 0.00 %	99.00%
	1-Jul-10 to 30-Jun-13	Non-Donor Project	0.00	0.00 0.00	0.00 0.00	0.00 % 0.00 %		Taka Release : 4,336.16 % of Allocation : 93.67 %	
1,085	4931-5013	Construction of Multipurpose Cyclone Shelter in the best of Bangladesh.	18,168.00 18,168.00 0.00 0.00	500.00 500.00 0.00 0.00	494.64 494.64 0.00 0.00	98.93 % 98.93 % 0.00 % 0.00 %	3.00 % 2.00 %	684.25 0.00 3.77 % 0.00 %	3.10%
	1-Mar-11 to 31-Dec-13	Non-Donor Project	0.00	0.00 0.00	0.00 0.00	0.00 % 0.00 %		Taka Release : 500.00 % of Allocation : 100.00 %	

Project-wise Implementation Status of the project under Ministry of Disaster Management and Relief

Reporting Period: July 2012 To June 2013

RADP:2012-13

(Taka in Lakh)

SI No.	Ministry/Division Name Agency Name Project Code and Name		Project Cost	Target and Progress			Cumulative Progress upto Reporting Period		
				Financial		Physical (% of Total Project) A) Target B) Progress	Fin. Total PA (% of Projects Cost)	Physical Progress in %	
				Allocation	Expenditure				
1	2	3	4	5	6	7	8	9	
1,086	4931-5028	Construction of Bridges/Culverts (upto 12 m. Long) on the Rural Streets (3rd Phase).	69,500.00	14,090.00	13,983.54	99.24 %	20.00 %	13,983.54	19.00 %
			69,500.00	14,090.00	13,983.54	99.24 %	19.00 %	0.00	
			0.00	0.00	0.00	0.00 %		20.12 %	
			0.00	0.00	0.00	0.00 %		0.00 %	
1-Jul-12	to 30-Jun-15	Non-Donor Project	0.00	0.00	0.00	0.00 %			
				0.00	0.00	0.00 %		Taka Release : 14,090.00	
								% of Allocation : 100.00 %	
Executing Agency Total			101,325.46	20,859.00	19,928.97	95.54 %		Taka Release : 18,956.16	
			97,665.37	19,259.00	18,793.38	97.58 %		% of Allocation : 98.43 %	
			3,660.09	1,600.00	1,135.59	70.97 %			
			37.00	1,600.00	1,135.59	70.97 %			
				0.00	0.00	0.00 %			
Disaster Management Bureau									
1,087	4937-5010	Emergency 2007 Syclone Recovery and Restoration Project (ECRRP) : Disaster Risks Mitigation and Reduction	6,895.00	1,000.00	1,128.00	112.80 %	15.00 %	3,368.94	48.00 %
			0.00	0.00	0.00	0.00 %	15.00 %	3,368.94	
			6,895.00	1,000.00	1,128.00	112.80 %		48.86 %	
			0.00	0.00	0.00	0.00 %		48.86 %	
1-Aug-08	to 30-Jun-13	World Bank	0.00	0.00	0.00	0.00 %			
				270.00	0.00	0.00 %		Taka Release : 0.00	
								% of Allocation : 0.00 %	

Project-wise Implementation Status of the project under Ministry of Disaster Management and Relief

Reporting Period: July 2012 To June 2013

RADP:2012-13

(Taka in Lakh)

SI No.	Ministry/Division Name Agency Name Project Code and Name		Project Cost	Target and Progress			Cumulative Progress upto Reporting Period		
				Financial		Physical (% of Total Project) A) Target B) Progress	Fin. Total PA (% of Projects Cost)	Physical Progress in %	
	Allocation	Expenditure							
	Implementation Period	Development Partner	A) Total B) Taka C) PA D) RPA	A) Total B) Taka C) PA D) RPA E) CDVAT	A) Total B) Taka C) PA D) RPA E) CDVAT	% of Allocation			
	1	2	3	4	5	6	7	8	9

Executing Agency Total	6,895.00	1,000.00	1,128.00	112.80 %	Taka Release :	0.00
	0.00	0.00	0.00	0.00 %		
	6,895.00	1,000.00	1,128.00	112.80 %		
	0.00	0.00	0.00	0.00 %		
		270.00	0.00	0.00 %		
Ministry Total	144,812.63	28,999.00	33,085.91	114.09 %	Taka Release :	19,043.66
	98,347.94	19,349.00	18,863.83	97.49 %		
	46,464.69	9,650.00	14,222.08	147.38 %		
	37.00	1,600.00	1,135.59	70.97 %		
		270.00	0.00	0.00 %		

Project-wise Implementation Status of the project under Roads Division

Reporting Period: July 2012 To June 2013

RADP:2012-13

(Taka in Lakh)

SI No.	Ministry/Division Name Agency Name Project Code and Name		Project Cost	Target and Progress			Cumulative Progress upto Reporting Period		
				Financial		Physical (% of Total Project) A) Target B) Progress	Fin. Total PA (% of Projects Cost)	Physical Progress in %	
	Allocation	Expenditure							
	Implementation Period	Development Partner	A) Total B) Taka C) PA D) RPA	A) Total B) Taka C) PA D) RPA E) CDVAT	A) Total B) Taka C) PA D) RPA E) CDVAT	% of Allocation			
	1	2	3	4	5	6	7	8	9

Roads Division

Department of Roads and Highways

1,088	5041-5040	Construction of Sarail-Nasirnagar-Lakhai Road	12,006.00 12,006.00 0.00 0.00	400.00 400.00 0.00 0.00	400.00 400.00 0.00 0.00	100.00 % 100.00 % 0.00 % 0.00 %	3.33 % 3.33 % 74.84 % 0.00 %	8,985.00 0.00 74.84 % 0.00 %	74.88 %
1-Jul-99	to 30-Jun-13	Non-Donor Project						Taka Release : % of Allocation :	400.00 100.00 %
1,089	5041-5044	Construction of Birulia-Ashulia road	3,683.00 3,683.00 0.00 0.00	1.00 1.00 0.00 0.00	0.00 0.00 0.00 0.00	0.00 % 0.00 % 0.00 % 0.00 %	0.02 % 0.00 % 92.72 % 0.00 %	3,415.00 0.00 92.72 % 0.00 %	95.00 %
1-Jul-00	to 30-Jun-13	Non-Donor Project						Taka Release : % of Allocation :	0.00 0.00 %
1,090	5041-5093	Construction of Gazipur-Azmatpur-Itakhola Road	21,441.00 21,441.00 0.00 0.00	400.00 400.00 0.00 0.00	400.00 400.00 0.00 0.00	100.00 % 100.00 % 0.00 % 0.00 %	1.86 % 1.86 % 36.38 % 0.00 %	7,800.00 0.00 36.38 % 0.00 %	46.26 %
1-Jul-00	to 30-Jun-13	Non-Donor Project						Taka Release : % of Allocation :	400.00 100.00 %

Project-wise Implementation Status of the project under Roads Division

Reporting Period: July 2012 To June 2013

RADP:2012-13

(Taka in Lakh)

SI No.	Ministry/Division Name Agency Name Project Code and Name		Project Cost	Target and Progress			Cumulative Progress upto Reporting Period		
				Financial		Physical (% of Total Project) A) Target B) Progress	Fin. Total PA (% of Projects Cost)	Physical Progress in %	
	Allocation	Expenditure							
	Implementation Period	Development Partner	A) Total B) Taka C) PA D) RPA	A) Total B) Taka C) PA D) RPA E) CDVAT	A) Total B) Taka C) PA D) RPA E) CDVAT	% of Allocation			
	1	2	3	4	5	6	7	8	9
1,091	5041-5112	Construction of Dapdapia Bridge at Barisal-Patuakhali Road (2nd Revised)	30,220.00 9,652.00 20,568.00	3,321.00 800.00 2,521.00	2,638.00 795.00 1,843.00	79.43 % 99.38 % 73.11 %	11.34 % 3.36 %	29,039.00 3,644.00 96.09 % 17.72 %	97.08 %
1-Jul-00	to 30-Jun-13	KFAED	7,223.00	800.00 0.00	642.00 0.00	80.25 % 0.00 %	Taka Release : % of Allocation :	800.00 100.00 %	
1,092	5041-5250	Construction of PC Girder Bridge over the River Surma near the old Keane Bridge at Kazirbazar & construction of Ambarkhana bypass Road	18,907.00 18,907.00 0.00 0.00	3,500.00 3,500.00 0.00 0.00	3,500.00 3,500.00 0.00 0.00	100.00 % 100.00 % 0.00 % 0.00 %	13.28 % 18.50 %	9,471.00 0.00 50.09 % 0.00 %	50.57 %
1-Jul-01	to 31-Dec-13	Non-Donor Project	0.00	0.00 0.00	0.00 0.00	0.00 % 0.00 %	Taka Release : % of Allocation :	3,500.00 100.00 %	
1,093	5041-5870	Rehabilitation of Khagrachari-Rangamati Road	5,133.00 5,133.00 0.00 0.00	1.00 1.00 0.00 0.00	0.00 0.00 0.00 0.00	0.00 % 0.00 % 0.00 % 0.00 %	0.01 % 0.00 %	3,118.00 0.00 60.74 % 0.00 %	60.74 %
1-Jul-00	to 30-Jun-13	DANIDA	0.00	0.00 0.00	0.00 0.00	0.00 % 0.00 %	Taka Release : % of Allocation :	0.00 0.00 %	

Project-wise Implementation Status of the project under Roads Division

Reporting Period: July 2012 To June 2013

RADP:2012-13

(Taka in Lakh)

SI No.	Ministry/Division Name Agency Name Project Code and Name		Project Cost	Target and Progress			Cumulative Progress upto Reporting Period		
				Financial		Physical (% of Total Project) A) Target B) Progress	Fin. Total PA (% of Projects Cost)	Physical Progress in %	
	Allocation	Expenditure							
	Implementation Period	Development Partner	A) Total B) Taka C) PA D) RPA	A) Total B) Taka C) PA D) RPA E) CDVAT	A) Total B) Taka C) PA D) RPA E) CDVAT	% of Allocation			
	1	2	3	4	5	6	7	8	9
1,094	5041-6400	Upgradation of the Banani-Tongi-Joydebpur Road.	13,644.00 13,644.00 0.00	1.00 1.00 0.00	0.00 0.00 0.00	0.00 % 0.00 % 0.00 %	0.00 % 0.00 % 0.00 %	13,553.00 0.00 99.33 % 0.00 %	99.33 %
1-Jul-98	to 30-Jun-13	Non-Donor Project	0.00	0.00	0.00	0.00 %			
				0.00	0.00	0.00 %	Taka Release : % of Allocation :	0.00 0.00 %	
1,095	5041-6860	Construction of Dashadhar & Kalmakanda Bridges on Netrokona-Kalmakanda Road and Bridges over Shameswari, Shuknakuri and Zaria bridge on Birishiri-Shamgonj road.	4,553.00 4,553.00 0.00	1.00 1.00 0.00	0.00 0.00 0.00	0.00 % 0.00 % 0.00 %	0.02 % 0.00 % 0.00 %	4,454.00 0.00 97.83 % 0.00 %	97.83 %
1-Jul-98	to 31-Dec-12	ADB	0.00	0.00	0.00	0.00 %			
				0.00	0.00	0.00 %	Taka Release : % of Allocation :	0.00 0.00 %	
1,096	5041-8010	Mazhina-Kayetpara-Trimohini Link Road.	2,360.00 2,360.00 0.00	1.00 1.00 0.00	0.00 0.00 0.00	0.00 % 0.00 % 0.00 %	0.04 % 0.00 % 0.00 %	1,833.00 0.00 77.67 % 0.00 %	80.02 %
1-Jul-02	to 30-Jun-13	Non-Donor Project	0.00	0.00	0.00	0.00 %			
				0.00	0.00	0.00 %	Taka Release : % of Allocation :	0.00 0.00 %	

Project-wise Implementation Status of the project under Roads Division

Reporting Period: July 2012 To June 2013

RADP:2012-13

(Taka in Lakh)

SI No.	Ministry/Division Name Agency Name Project Code and Name		Project Cost	Target and Progress			Cumulative Progress upto Reporting Period		
				Financial		Physical (% of Total Project) A) Target B) Progress	Fin. Total PA (% of Projects Cost)	Physical Progress in %	
	Allocation	Expenditure							
	Implementation Period	Development Partner	A) Total B) Taka C) PA D) RPA	A) Total B) Taka C) PA D) RPA E) CDVAT	A) Total B) Taka C) PA D) RPA E) CDVAT	% of Allocation			
	1	2	3	4	5	6	7	8	9
1,097	5041-8013	Development of Lichutala-Kadamtali Road and Dhunat-Nanglu-Bagbari-Kadamtali-Gabtali-Chaukirghat Road including Nanglu-Baliadighi Connecting Road.	7,443.00 7,443.00 0.00	350.00 350.00 0.00	350.00 350.00 0.00	100.00 % 100.00 % 0.00 %	4.70 % 4.70 % 0.00 %	5,783.00 0.00 77.70 % 0.00 %	77.70 %
1-Jul-01	to 30-Jun-13	Non-Donor Project	0.00	0.00	0.00	0.00 %			
				0.00	0.00	0.00 %		Taka Release : % of Allocation :	350.00 100.00 %
1,098	5041-9092	Construction of Third Kamaphuli Bridge.	59,000.00 21,800.00 37,200.00 0.00	1,377.00 389.00 988.00	1,342.00 389.00 953.00	97.46 % 100.00 % 96.46 %	2.33 % 0.65 %	36,895.00 21,830.00 62.53 % 58.68 %	61.65 %
1-Jul-03	to 30-Jun-13	Kuwait	0.00	0.00	0.00	0.00 %			
				0.00	0.00	0.00 %		Taka Release : % of Allocation :	389.00 100.00 %
1,099	5041-9110	Construction of Shahid Buddijibi Setu (3rd Buriganga), Tista and 2nd Shitalakhaya Bridge with the assistance of Kuwait fund (2nd Revised)	31,653.00 11,508.00 20,145.00 8,856.00	4,897.00 3,029.00 1,868.00	4,897.00 3,029.00 1,868.00	100.00 % 100.00 % 100.00 %	19.81 % 12.34 %	30,630.00 18,773.00 96.77 % 93.19 %	100.00 %
1-Jul-03	to 30-Jun-13	KFAED		550.00	550.00	100.00 %			
				0.00	0.00	0.00 %		Taka Release : % of Allocation :	3,028.50 99.98 %

Project-wise Implementation Status of the project under Roads Division

Reporting Period: July 2012 To June 2013

RADP:2012-13

(Taka in Lakh)

SI No.	Ministry/Division Name Agency Name Project Code and Name		Project Cost	Target and Progress			Cumulative Progress upto Reporting Period		
				Financial		Physical (% of Total Project) A) Target B) Progress	Fin. Total PA (% of Projects Cost)	Physical Progress in %	
	Allocation	Expenditure							
	Implementation Period	Development Partner	A) Total B) Taka C) PA D) RPA	A) Total B) Taka C) PA D) RPA E) CDVAT	A) Total B) Taka C) PA D) RPA E) CDVAT	% of Allocation			
	1	2	3	4	5	6	7	8	9
1,100	5041-9150	Construction of Demra-Amulia-Rampura (link to Shekerjaiga) Road and improvement of Demra-Sayedabad connecting Road (Revised)	9,787.00 9,787.00 0.00 0.00	225.00 225.00 0.00 0.00	225.00 225.00 0.00 0.00	100.00 % 100.00 % 0.00 % 0.00 %	3.06 % 2.30 % 0.00 % 0.00 %	8,925.00 0.00 91.19 % 0.00 %	91.19 %
1-Jul-03	to 30-Jun-13	Non-Donor Project						Taka Release : % of Allocation :	225.00 100.00 %
1,101	5041-9450	Construction/Improvement of 6 Nos. Roads in CHTs Region (2nd Revised).	28,382.00 28,382.00 0.00 0.00	3,500.00 3,500.00 0.00 0.00	3,500.00 3,500.00 0.00 0.00	100.00 % 100.00 % 0.00 % 0.00 %	12.33 % 12.33 % 0.00 % 0.00 %	20,808.00 0.00 73.31 % 0.00 %	73.86 %
1-Jul-99	to 30-Jun-13	Non-Donor Project						Taka Release : % of Allocation :	3,500.00 100.00 %
1,102	5041-9520	Development of Bogra-Sariakandi Road	3,189.00 3,189.00 0.00 0.00	300.00 300.00 0.00 0.00	300.00 300.00 0.00 0.00	100.00 % 100.00 % 0.00 % 0.00 %	15.67 % 9.40 % 0.00 % 0.00 %	2,594.00 0.00 81.34 % 0.00 %	81.97 %
1-Jul-03	to 30-Jun-13	Non-Donor Project						Taka Release : % of Allocation :	300.00 100.00 %

Project-wise Implementation Status of the project under Roads Division

Reporting Period: July 2012 To June 2013

RADP:2012-13

(Taka in Lakh)

SI No.	Ministry/Division Name Agency Name Project Code and Name		Project Cost	Target and Progress			Cumulative Progress upto Reporting Period		
				Financial		Physical (% of Total Project) A) Target B) Progress	Fin. Total PA (% of Projects Cost)	Physical Progress in %	
	Allocation	Expenditure							
	Implementation Period	Development Partner	A) Total B) Taka C) PA D) RPA	A) Total B) Taka C) PA D) RPA E) CDVAT	A) Total B) Taka C) PA D) RPA E) CDVAT	% of Allocation			
	1	2	3	4	5	6	7	8	9
1,103	5041-8028	Development of Aricha-Ghior-Daulatpur-Nagpur-Tangail Road	13,596.00 13,596.00 0.00 0.00	1,400.00 1,400.00 0.00 0.00	1,400.00 1,400.00 0.00 0.00	100.00 % 100.00 % 0.00 % 0.00 %	8.82 % 8.82 %	11,775.00 0.00 86.61 % 0.00 %	90.03 %
1-Jul-04	to 30-Jun-13	Non-Donor Project						Taka Release : % of Allocation :	1,400.00 100.00 %
1,104	5041-9610	Road Network Improvement and Maintenance Project-2 (RHD Part).	98,034.00 43,495.00 54,539.00 29,828.00	5,363.00 1,957.00 3,406.00 1,708.00	5,362.00 1,957.00 3,405.00 1,707.00	99.98 % 100.00 % 99.97 % 99.94 %	6.00 % 6.00 %	93,115.00 50,801.00 94.98 % 93.15 %	85.86 %
1-Jul-04	to 30-Jun-13	ADB						Taka Release : % of Allocation :	1,957.00 100.00 %
1,105	5041-9690	Construction of Shahid Ziaur Rahman Medical College Hospital Link Road.	1,371.00 1,371.00 0.00 0.00	1.00 1.00 0.00 0.00	0.00 0.00 0.00 0.00	0.00 % 0.00 % 0.00 % 0.00 %	0.07 % 0.00 %	325.00 0.00 23.71 % 0.00 %	23.71 %
1-Jul-04	to 30-Jun-13	Non-Donor Project						Taka Release : % of Allocation :	0.00 0.00 %

Project-wise Implementation Status of the project under Roads Division

Reporting Period: July 2012 To June 2013

RADP:2012-13

(Taka in Lakh)

SI No.	Ministry/Division Name Agency Name Project Code and Name		Project Cost	Target and Progress			Cumulative Progress upto Reporting Period		
				Financial		Physical (% of Total Project) A) Target B) Progress	Fin. Total PA (% of Projects Cost)	Physical Progress in %	
	Allocation	Expenditure							
	Implementation Period	Development Partner	A) Total B) Taka C) PA D) RPA	A) Total B) Taka C) PA D) RPA E) CDVAT	A) Total B) Taka C) PA D) RPA E) CDVAT	% of Allocation			
	1	2	3	4	5	6	7	8	9
1,106	5041-9710	Construction of Bridge over the river Dhaleshwari at Tangail-Alacin (Revised).	9,498.00	1,864.00	1,864.00	100.00 %	19.00 %	9,123.00	96.10 %
			9,498.00	1,864.00	1,864.00	100.00 %	19.00 %	0.00	
			0.00	0.00	0.00	0.00 %		96.05 %	
			0.00	0.00	0.00	0.00 %		0.00 %	
1-Jul-05	to 30-Jun-13	Non-Donor Project	0.00	0.00	0.00	0.00 %			
				0.00	0.00	0.00 %		Taka Release : 1,864.00	
								% of Allocation : 100.00 %	
1,107	5041-5306	Trade facilitation of Chittagong Port (Roads and Highway Component).	7,157.00	816.76	816.76	100.00 %	12.11 %	7,089.76	100.00 %
			4,486.00	570.74	570.74	100.00 %	12.11 %	2,689.02	
			2,671.00	246.02	246.02	100.00 %		99.06 %	
			0.00	0.00	0.00	0.00 %		100.67 %	
1-Jul-04	to 30-Jun-13	ADB	0.00	0.00	0.00	0.00 %			
				0.00	0.00	0.00 %		Taka Release : 570.74	
								% of Allocation : 100.00 %	
1,108	5041-9720	4-Laning of Dhaka-Chittagong National Highways Project (Daudkandi-Chittagong Section).	319,029.00	47,500.00	47,456.00	99.91 %	19.95 %	112,196.00	41.34 %
			319,029.00	47,500.00	47,456.00	99.91 %	19.95 %	0.00	
			0.00	0.00	0.00	0.00 %		35.17 %	
			0.00	0.00	0.00	0.00 %		0.00 %	
1-Jan-06	to 31-Dec-14	Non-Donor Project	0.00	0.00	0.00	0.00 %			
				0.00	0.00	0.00 %		Taka Release : 47,500.00	
								% of Allocation : 100.00 %	

Project-wise Implementation Status of the project under Roads Division

Reporting Period: July 2012 To June 2013

RADP:2012-13

(Taka in Lakh)

SI No.	Ministry/Division Name Agency Name Project Code and Name		Project Cost	Target and Progress			Cumulative Progress upto Reporting Period		
				Financial		Physical (% of Total Project) A) Target B) Progress	Fin. Total PA (% of Projects Cost)	Physical Progress in %	
	Allocation	Expenditure							
	Implementation Period	Development Partner	A) Total B) Taka C) PA D) RPA	A) Total B) Taka C) PA D) RPA E) CDVAT	A) Total B) Taka C) PA D) RPA E) CDVAT	% of Allocation			
	1	2	3	4	5	6	7	8	9
1,109	5041-9770	Development of Chatmohor-Handial-Hamkuria Road.	9,618.00 9,618.00 0.00 0.00	400.00 400.00 0.00 0.00	400.00 400.00 0.00 0.00	100.00 % 100.00 % 0.00 % 0.00 %	8.55 % 8.55 % 0.00 % 0.00 %	2,880.00 0.00 29.94 % 0.00 %	81.06 %
	1-Dec-06 to 30-Jun-14	Non-Donor Project						Taka Release : % of Allocation :	400.00 100.00 %
1,110	5041-9742	Construction of Bridges and Culverts of Chittagong Kaptai Road.	1,459.00 1,459.00 0.00 0.00	70.00 70.00 0.00 0.00	22.00 22.00 0.00 0.00	31.43 % 31.43 % 0.00 % 0.00 %	0.40 % 0.40 % 0.00 % 0.00 %	1,202.00 0.00 82.39 % 0.00 %	100.00 %
	1-Jul-05 to 31-Dec-12	Non-Donor Project						Taka Release : % of Allocation :	69.75 99.64 %
1,111	5041-5303	Improvement of Sylhet-Jakigonj (Charkhai-Jakigonj) Road.	10,117.00 10,117.00 0.00 0.00	1,147.00 1,147.00 0.00 0.00	1,147.00 1,147.00 0.00 0.00	100.00 % 100.00 % 0.00 % 0.00 %	13.29 % 11.33 % 0.00 % 0.00 %	9,919.00 0.00 98.04 % 0.00 %	100.00 %
	1-Jul-98 to 30-Jun-13	Non-Donor Project						Taka Release : % of Allocation :	1,147.00 100.00 %

Project-wise Implementation Status of the project under Roads Division

Reporting Period: July 2012 To June 2013

RADP:2012-13

(Taka in Lakh)

SI No.	Ministry/Division Name Agency Name Project Code and Name		Project Cost	Target and Progress			Cumulative Progress upto Reporting Period		
				Financial		Physical (% of Total Project) A) Target B) Progress	Fin. Total PA (% of Projects Cost)	Physical Progress in %	
	Allocation	Expenditure							
	Implementation Period	Development Partner	A) Total B) Taka C) PA D) RPA	A) Total B) Taka C) PA D) RPA E) CDVAT	A) Total B) Taka C) PA D) RPA E) CDVAT	% of Allocation			
	1	2	3	4	5	6	7	8	9
1,112	5041-9772	Construction of Niamotpur-Tahirpur and Dharmapasha-Modhonagar Road (1st Phase) (Revised)	7,982.00 7,982.00 0.00	700.00 700.00 0.00	700.00 700.00 0.00	100.00 % 100.00 % 0.00 %	4.38 % 8.76 %	5,187.00 0.00 64.98 % 0.00 %	74.88%
1-Jul-06	to 30-Jun-13	Non-Donor Project	0.00	0.00	0.00	0.00 %			
				0.00	0.00	0.00 %	Taka Release : % of Allocation :	700.00 100.00 %	
1,113	5041-9776	Construction Bridge over Surma River at Sunamgonj.	6,454.00 6,454.00 0.00	500.00 500.00 0.00	500.00 500.00 0.00	100.00 % 100.00 % 0.00 %	7.74 % 7.74 %	2,810.00 0.00 43.54 % 0.00 %	43.53%
1-Jul-06	to 30-Jun-13	Non-Donor Project	0.00	0.00	0.00	0.00 %			
				0.00	0.00	0.00 %	Taka Release : % of Allocation :	500.00 100.00 %	
1,114	5041-5054	Construction of Pagla-Jagannathpur-Ranigonj-Aushkandi Road.	5,190.00 5,190.00 0.00	850.00 850.00 0.00	850.00 850.00 0.00	100.00 % 100.00 % 0.00 %	16.38 % 16.38 %	3,679.00 0.00 70.89 % 0.00 %	81.92%
1-Jul-06	to 30-Jun-13	Non-Donor Project	0.00	0.00	0.00	0.00 %			
				0.00	0.00	0.00 %	Taka Release : % of Allocation :	850.00 100.00 %	

Project-wise Implementation Status of the project under Roads Division

Reporting Period: July 2012 To June 2013

RADP:2012-13

(Taka in Lakh)

SI No.	Ministry/Division Name Agency Name Project Code and Name		Project Cost	Target and Progress			Cumulative Progress upto Reporting Period		
				Financial		Physical (% of Total Project) A) Target B) Progress	Fin. Total PA (% of Projects Cost)	Physical Progress in %	
	Allocation	Expenditure							
	Implementation Period	Development Partner	A) Total B) Taka C) PA D) RPA	A) Total B) Taka C) PA D) RPA E) CDVAT	A) Total B) Taka C) PA D) RPA E) CDVAT	% of Allocation			
	1	2	3	4	5	6	7	8	9
1,115	5041-5082	Construction of Bandherhat -Khoirchar Road at Nagarbari Ferryghat end.	9,306.00 9,306.00 0.00 0.00	1,700.00 1,700.00 0.00 0.00	1,700.00 1,700.00 0.00 0.00	100.00 % 100.00 % 0.00 % 0.00 %	18.26 % 18.26 % 0.00 % 0.00 %	4,043.00 0.00 43.45 % 0.00 %	43.45%
1-Jul-06	to 30-Jun-14	Non-Donor Project						Taka Release : 1,700.00 % of Allocation : 100.00 %	
1,116	5041-6000	Improvement of Kishoregonj-Karimgonj-Chamraghat-Mithamine Road (Kishoregonj-Chamraghat Portion).	2,498.00 2,498.00 0.00 0.00	40.00 40.00 0.00 0.00	40.00 40.00 0.00 0.00	100.00 % 100.00 % 0.00 % 0.00 %	13.85 % 13.85 % 0.00 % 0.00 %	2,162.00 0.00 86.55 % 0.00 %	86.55%
1-Jul-06	to 30-Jun-13	Non-Donor Project						Taka Release : 40.00 % of Allocation : 100.00 %	
1,117	5041-9778	Construction of 3 Bridges at Khepupara, Hazipur and Mohipur on Patuakhali-Kuakata Road.	14,340.00 14,340.00 0.00 0.00	3,500.00 3,500.00 0.00 0.00	3,500.00 3,500.00 0.00 0.00	100.00 % 100.00 % 0.00 % 0.00 %	24.48 % 24.48 % 0.00 % 0.00 %	6,925.00 0.00 48.29 % 0.00 %	100.00%
1-Jul-07	to 30-Jun-13	Non-Donor Project						Taka Release : 3,500.00 % of Allocation : 100.00 %	

Project-wise Implementation Status of the project under Roads Division

Reporting Period: July 2012 To June 2013

RADP:2012-13

(Taka in Lakh)

SI No.	Ministry/Division Name Agency Name Project Code and Name		Project Cost	Target and Progress			Cumulative Progress upto Reporting Period		
				Financial		Physical (% of Total Project) A) Target B) Progress	Fin. Total PA (% of Projects Cost)	Physical Progress in %	
	Allocation	Expenditure							
	Implementation Period	Development Partner	A) Total B) Taka C) PA D) RPA	A) Total B) Taka C) PA D) RPA E) CDVAT	A) Total B) Taka C) PA D) RPA E) CDVAT	% of Allocation			
	1	2	3	4	5	6	7	8	9
1,118	5041-6100	Construction of Balipara Bridge over the river of Brahmaputra at 13th km of Trisal-Nandail-Tarail Road	3,892.00 3,892.00 0.00	750.00 750.00 0.00	750.00 750.00 0.00	100.00 % 100.00 % 0.00 %	19.27 % 19.27 % 0.00 %	3,250.00 0.00 83.50 % 0.00 %	89.37 %
1-Jul-07	to 30-Jun-13	Non-Donor Project	0.00	0.00	0.00	0.00 %			
				0.00	0.00	0.00 %	Taka Release : % of Allocation :	750.00 100.00 %	
1,119	5041-6220	Study and Design for the Bangladesh-Myanmar Direct Road Link.	498.00 498.00 0.00	1.00 1.00 0.00	0.00 0.00 0.00	0.00 % 0.00 % 0.00 %	0.20 % 0.00 % 0.00 %	0.00 0.00 0.00 % 0.00 %	0.00 %
1-Apr-08	to 31-Dec-12	Non-Donor Project	0.00	0.00	0.00	0.00 %			
				0.00	0.00	0.00 %	Taka Release : % of Allocation :	0.00 0.00 %	
1,120	5041-6110	Improvement of Kishoregonj-Nikli Road (Including Moharkuna Link Road).	2,256.00 2,256.00 0.00	184.00 184.00 0.00	184.00 184.00 0.00	100.00 % 100.00 % 0.00 %	9.22 % 8.15 % 0.00 %	2,231.00 0.00 98.89 % 0.00 %	100.00 %
1-Jul-07	to 30-Jun-13	Non-Donor Project	0.00	0.00	0.00	0.00 %			
				0.00	0.00	0.00 %	Taka Release : % of Allocation :	184.00 100.00 %	

Project-wise Implementation Status of the project under Roads Division

Reporting Period: July 2012 To June 2013

RADP:2012-13

(Taka in Lakh)

SI No.	Ministry/Division Name Agency Name Project Code and Name		Project Cost	Target and Progress			Cumulative Progress upto Reporting Period		
				Financial		Physical (% of Total Project) A) Target B) Progress	Fin. Total PA (% of Projects Cost)	Physical Progress in %	
	Allocation	Expenditure							
	Implementation Period	Development Partner	A) Total B) Taka C) PA D) RPA	A) Total B) Taka C) PA D) RPA E) CDVAT	A) Total B) Taka C) PA D) RPA E) CDVAT	% of Allocation			
	1	2	3	4	5	6	7	8	9
1,121	5041-7210	Coxs Bazar-Technaf Marine Drive Road- 2nd phase (Inani to Silkhalj).	16,929.00 16,929.00 0.00 0.00	975.00 975.00 0.00 0.00	975.00 975.00 0.00 0.00	100.00 % 100.00 % 0.00 % 0.00 %	5.75 % 1.92 % 0.00 % 0.00 %	7,275.00 0.00 42.97 % 0.00 %	42.97 %
1-Jul-08	to 30-Jun-13	Non-Donor Project						Taka Release : % of Allocation :	975.00 100.00 %
1,122	5041-7230	Strengthening and Widening of Rangpur-Badargonj-Parbatipur-Dinajpur Road Expansion (Rangpur Portion).	4,607.00 4,607.00 0.00 0.00	625.00 625.00 0.00 0.00	625.00 625.00 0.00 0.00	100.00 % 100.00 % 0.00 % 0.00 %	14.00 % 14.00 % 0.00 % 0.00 %	4,066.00 0.00 88.26 % 0.00 %	88.69 %
1-Jul-08	to 30-Jun-13	Non-Donor Project						Taka Release : % of Allocation :	625.00 100.00 %
1,123	5041-5116	Construction of Shirnirtek to Gabtoli Bridge Connecting Road.	3,864.00 3,864.00 0.00 0.00	250.00 250.00 0.00 0.00	250.00 250.00 0.00 0.00	100.00 % 100.00 % 0.00 % 0.00 %	6.46 % 6.46 % 0.00 % 0.00 %	2,847.00 0.00 73.68 % 0.00 %	84.53 %
1-Jan-09	to 30-Jun-13	Non-Donor Project						Taka Release : % of Allocation :	200.00 80.00 %

Project-wise Implementation Status of the project under Roads Division

Reporting Period: July 2012 To June 2013

RADP:2012-13

(Taka in Lakh)

SI No.	Ministry/Division Name Agency Name Project Code and Name		Project Cost	Target and Progress			Cumulative Progress upto Reporting Period		
				Financial		Physical (% of Total Project) A) Target B) Progress	Fin. Total PA (% of Projects Cost)	Physical Progress in %	
	Allocation	Expenditure							
	Implementation Period	Development Partner	A) Total B) Taka C) PA D) RPA	A) Total B) Taka C) PA D) RPA E) CDVAT	A) Total B) Taka C) PA D) RPA E) CDVAT	% of Allocation			
	1	2	3	4	5	6	7	8	9
1,124	5041-5114	Completion of Remaining Work (22.00 KM) of Patuakhali-Kuakata Road (Khepupara-Kuakata Portion).	5,696.00 5,696.00 0.00	1,000.00 1,000.00 0.00	1,000.00 1,000.00 0.00	100.00 % 100.00 % 0.00 %	17.56 % 17.56 % 0.00 %	3,530.00 0.00 61.97 % 0.00 %	66.31 %
1-Jan-09 to 30-Jun-13	Non-Donor Project		0.00	0.00	0.00	0.00 %			
				0.00	0.00	0.00 %		Taka Release : 1,000.00 % of Allocation : 100.00 %	
1,125	5041-9963	Improvement of District Road (Rangpur Zone).	16,643.00 16,643.00 0.00	4,279.00 4,279.00 0.00	4,279.00 4,279.00 0.00	100.00 % 100.00 % 0.00 %	25.83 % 25.70 % 0.00 %	13,724.00 0.00 82.46 % 0.00 %	100.00 %
1-Jan-09 to 30-Jun-13	Non-Donor Project		0.00	0.00	0.00	0.00 %			
				0.00	0.00	0.00 %		Taka Release : 4,279.00 % of Allocation : 100.00 %	
1,126	5041-9983	Construction of Barodaho Bridge at Gaibandha Nakaihat-Gobindaganj Road.	2,227.00 2,227.00 0.00	1.00 1.00 0.00	0.00 0.00 0.00	0.00 % 0.00 % 0.00 %	0.00 % 0.00 % 0.00 %	84.00 0.00 3.77 % 0.00 %	6.81 %
1-Jan-09 to 30-Jun-14	Non-Donor Project		0.00	0.00	0.00	0.00 %			
				0.00	0.00	0.00 %		Taka Release : 0.00 % of Allocation : 0.00 %	

Project-wise Implementation Status of the project under Roads Division

Reporting Period: July 2012 To June 2013

RADP:2012-13

(Taka in Lakh)

SI No.	Ministry/Division Name Agency Name Project Code and Name		Project Cost	Target and Progress			Cumulative Progress upto Reporting Period		
				Financial		Physical (% of Total Project) A) Target B) Progress	Fin. Total PA (% of Projects Cost)	Physical Progress in %	
	Allocation	Expenditure							
	Implementation Period	Development Partner	A) Total B) Taka C) PA D) RPA	A) Total B) Taka C) PA D) RPA E) CDVAT	A) Total B) Taka C) PA D) RPA E) CDVAT	% of Allocation			
	1	2	3	4	5	6	7	8	9
1,127	5041-9989	Development of Feni-Noakhali National Highway to 4 lanes at Chowmuhani Bazar Protion.	3,583.00 3,583.00 0.00 0.00	750.00 750.00 0.00 0.00	750.00 750.00 0.00 0.00	100.00 % 100.00 % 0.00 % 0.00 %	33.38 % 31.29 % 0.00 % 0.00 %	2,401.00 0.00 67.01 % 0.00 %	100.00 %
30-Nov-08 to 30-Jun-13	Non-Donor Project		0.00	0.00	0.00	0.00 %			
				0.00	0.00	0.00 %	Taka Release : % of Allocation :	750.00 100.00 %	
1,128	5041-9967	Improvement of District Road (Barisal Zone).	29,567.00 29,567.00 0.00 0.00	5,925.00 5,925.00 0.00 0.00	5,925.00 5,925.00 0.00 0.00	100.00 % 100.00 % 0.00 % 0.00 %	19.11 % 21.54 % 0.00 % 0.00 %	18,623.00 0.00 62.99 % 0.00 %	68.29 %
1-Jan-09 to 30-Jun-13	Non-Donor Project		0.00	0.00	0.00	0.00 %			
				0.00	0.00	0.00 %	Taka Release : % of Allocation :	5,925.00 100.00 %	
1,129	5041-9969	Improvement of District Road (Rajshahi Zone).	22,498.00 22,498.00 0.00 0.00	5,519.00 5,519.00 0.00 0.00	5,519.00 5,519.00 0.00 0.00	100.00 % 100.00 % 0.00 % 0.00 %	21.33 % 24.52 % 0.00 % 0.00 %	16,440.00 0.00 73.07 % 0.00 %	78.45 %
1-Jan-09 to 30-Jun-13	Non-Donor Project		0.00	0.00	0.00	0.00 %			
				0.00	0.00	0.00 %	Taka Release : % of Allocation :	5,518.53 99.99 %	

Project-wise Implementation Status of the project under Roads Division

Reporting Period: July 2012 To June 2013

RADP:2012-13

(Taka in Lakh)

SI No.	Ministry/Division Name Agency Name Project Code and Name		Project Cost	Target and Progress			Cumulative Progress upto Reporting Period		
				Financial		Physical (% of Total Project) A) Target B) Progress	Fin. Total PA (% of Projects Cost)	Physical Progress in %	
	Allocation	Expenditure							
	Implementation Period	Development Partner	A) Total B) Taka C) PA D) RPA	A) Total B) Taka C) PA D) RPA E) CDVAT	A) Total B) Taka C) PA D) RPA E) CDVAT	% of Allocation			
	1	2	3	4	5	6	7	8	9
1,130	5041-9968	Improvement of District Road (Chittagong Zone).	24,999.00	3,600.00	3,600.00	100.00 %	14.40 %	13,040.00	100.00 %
			24,999.00	3,600.00	3,600.00	100.00 %	14.40 %	0.00	
			0.00	0.00	0.00	0.00 %		52.16 %	
			0.00	0.00	0.00	0.00 %		0.00 %	
1-Jan-09	to 30-Jun-13	Non-Donor Project	0.00	0.00	0.00	0.00 %			
				0.00	0.00	0.00 %		Taka Release : 3,600.00	
					0.00	0.00 %		% of Allocation : 100.00 %	
1,131	5041-9964	Improvement of District Road (Sylhet Zone).	18,268.00	5,480.00	5,480.00	100.00 %	32.00 %	15,735.00	86.14 %
			18,268.00	5,480.00	5,480.00	100.00 %	30.00 %	0.00	
			0.00	0.00	0.00	0.00 %		86.13 %	
			0.00	0.00	0.00	0.00 %		0.00 %	
1-Jan-09	to 30-Jun-13	Non-Donor Project	0.00	0.00	0.00	0.00 %			
				0.00	0.00	0.00 %		Taka Release : 5,480.00	
					0.00	0.00 %		% of Allocation : 100.00 %	
1,132	5041-9965	Improvement of District Road (Comilla Zone).	22,355.00	7,150.00	7,150.00	100.00 %	25.49 %	17,677.00	84.14 %
			22,355.00	7,150.00	7,150.00	100.00 %	31.72 %	0.00	
			0.00	0.00	0.00	0.00 %		79.07 %	
			0.00	0.00	0.00	0.00 %		0.00 %	
1-Jan-09	to 30-Jun-13	Non-Donor Project	0.00	0.00	0.00	0.00 %			
				0.00	0.00	0.00 %		Taka Release : 7,150.00	
					0.00	0.00 %		% of Allocation : 100.00 %	

Project-wise Implementation Status of the project under Roads Division

Reporting Period: July 2012 To June 2013

RADP:2012-13

(Taka in Lakh)

SI No.	Ministry/Division Name Agency Name Project Code and Name		Project Cost	Target and Progress			Cumulative Progress upto Reporting Period		
				Financial		Physical (% of Total Project) A) Target B) Progress	Fin. Total PA (% of Projects Cost)	Physical Progress in %	
	Allocation	Expenditure							
	Implementation Period	Development Partner	A) Total B) Taka C) PA D) RPA	A) Total B) Taka C) PA D) RPA E) CDVAT	A) Total B) Taka C) PA D) RPA E) CDVAT	% of Allocation			
	1	2	3	4	5	6	7	8	9
1,133	5041-9966	Improvement of District Road (Khulna Zone).	30,631.00	5,783.00	5,783.00	100.00 %	15.88 %	24,814.00	85.10 %
			30,631.00	5,783.00	5,783.00	100.00 %	16.01 %	0.00	
			0.00	0.00	0.00	0.00 %		81.01 %	
			0.00	0.00	0.00	0.00 %		0.00 %	
1-Jan-09	to 30-Jun-13	Non-Donor Project	0.00	0.00	0.00	0.00 %			
				0.00	0.00	0.00 %		Taka Release : 5,783.00	
					0.00	0.00 %		% of Allocation : 100.00 %	
1,134	5041-9962	Improvement of District Road (Dhaka Zone)	37,431.00	6,840.00	6,840.00	100.00 %	20.00 %	20,880.00	57.54 %
			37,431.00	6,840.00	6,840.00	100.00 %	19.00 %	0.00	
			0.00	0.00	0.00	0.00 %		55.78 %	
			0.00	0.00	0.00	0.00 %		0.00 %	
1-Jan-09	to 30-Jun-13	Non-Donor Project	0.00	0.00	0.00	0.00 %			
				0.00	0.00	0.00 %		Taka Release : 6,840.00	
					0.00	0.00 %		% of Allocation : 100.00 %	
1,135	5041-9999	Improvement of Dohar (Kartikpur)-Barra -Balirtek (Barbia Bridge) Road	3,278.00	1,000.00	1,000.00	100.00 %	15.25 %	2,210.00	68.52 %
			3,278.00	1,000.00	1,000.00	100.00 %	30.50 %	0.00	
			0.00	0.00	0.00	0.00 %		67.42 %	
			0.00	0.00	0.00	0.00 %		0.00 %	
1-Jul-09	to 30-Jun-14	Non-Donor Project	0.00	0.00	0.00	0.00 %			
				0.00	0.00	0.00 %		Taka Release : 1,000.00	
					0.00	0.00 %		% of Allocation : 100.00 %	

Project-wise Implementation Status of the project under Roads Division

Reporting Period: July 2012 To June 2013

RADP:2012-13

(Taka in Lakh)

SI No.	Ministry/Division Name Agency Name Project Code and Name		Project Cost	Target and Progress			Cumulative Progress upto Reporting Period		
				Financial		Physical (% of Total Project) A) Target B) Progress	Fin. Total PA (% of Projects Cost)	Physical Progress in %	
	Allocation	Expenditure							
	Implementation Period	Development Partner	A) Total B) Taka C) PA D) RPA	A) Total B) Taka C) PA D) RPA E) CDVAT	A) Total B) Taka C) PA D) RPA E) CDVAT	% of Allocation			
	1	2	3	4	5	6	7	8	9
1,136	5041-9954	Widening with divider of Chittagong-Rangamati National Highway, Chittagong (Oxygen)-Hathhazari Portion.	12,952.00 12,952.00 0.00	1,500.00 1,500.00 0.00	1,500.00 1,500.00 0.00	100.00 % 100.00 % 0.00 %	7.72 % 11.58 % 0.00 %	2,600.00 0.00 20.07 % 0.00 %	21.74 %
1-Jul-09	to 31-Dec-13	Non-Donor Project	0.00	0.00	0.00	0.00 %			
				0.00	0.00	0.00 %	Taka Release : % of Allocation :	1,500.00 100.00 %	
1,137	5041-7154	Improvement of Baburhat- Motlab-Pannai Road (2nd Phase)	9,040.00 9,040.00 0.00	1,050.00 1,050.00 0.00	1,050.00 1,050.00 0.00	100.00 % 100.00 % 0.00 %	8.29 % 11.60 % 0.00 %	3,807.00 0.00 42.11 % 0.00 %	48.47 %
1-Jul-09	to 30-Jun-13	Non-Donor Project	0.00	0.00	0.00	0.00 %			
				0.00	0.00	0.00 %	Taka Release : % of Allocation :	1,050.00 100.00 %	
1,138	5041-5084	Completion of Incomplete Works of Bridges of RHD	30,634.00 30,634.00 0.00	4,000.00 4,000.00 0.00	4,000.00 4,000.00 0.00	100.00 % 100.00 % 0.00 %	13.05 % 13.05 % 0.00 %	11,696.00 0.00 38.18 % 0.00 %	38.18 %
1-Jan-09	to 31-Dec-13	Non-Donor Project	0.00	0.00	0.00	0.00 %			
				0.00	0.00	0.00 %	Taka Release : % of Allocation :	4,000.00 100.00 %	

Project-wise Implementation Status of the project under Roads Division

Reporting Period: July 2012 To June 2013

RADP:2012-13

(Taka in Lakh)

SI No.	Ministry/Division Name Agency Name Project Code and Name		Project Cost	Target and Progress			Cumulative Progress upto Reporting Period		
				Financial		Physical (% of Total Project) A) Target B) Progress	Fin. Total PA (% of Projects Cost)	Physical Progress in %	
	Allocation	Expenditure							
	Implementation Period	Development Partner	A) Total B) Taka C) PA D) RPA	A) Total B) Taka C) PA D) RPA E) CDVAT	A) Total B) Taka C) PA D) RPA E) CDVAT	% of Allocation			
	1	2	3	4	5	6	7	8	9
1,139	5041-5085	Completion of Incomplete Works of Mymensing Town Bypass Road	3,351.00 3,351.00 0.00 0.00	1,150.00 1,150.00 0.00 0.00	1,147.00 1,147.00 0.00 0.00	99.74 % 99.74 % 0.00 % 0.00 %	43.29 % 24.22 % 0.00 % 0.00 %	3,047.00 0.00 90.93 % 0.00 %	90.00 %
1-Jul-09	to 30-Jun-13	Non-Donor Project						Taka Release : % of Allocation :	1,150.00 100.00 %
1,140	5041-5086	Construction of Ten Bridges of Sylhet-Salutikar-Companionij-Bhologonj Road	3,893.00 3,893.00 0.00 0.00	1,224.00 1,224.00 0.00 0.00	1,224.00 1,224.00 0.00 0.00	100.00 % 100.00 % 0.00 % 0.00 %	33.84 % 33.84 % 0.00 % 0.00 %	3,824.00 0.00 98.23 % 0.00 %	100.00 %
1-Jan-09	to 30-Jun-13	Non-Donor Project						Taka Release : % of Allocation :	1,224.00 100.00 %
1,141	5041-5117	Eastern Bangladesh Bridge Improvement Project	118,755.00 48,023.00 70,732.00 51,135.00	20,400.00 5,400.00 15,000.00 11,534.00	20,399.00 5,399.00 15,000.00 11,534.00	100.00 % 99.98 % 100.00 % 100.00 %	51.23 % 32.50 % 0.00 % 0.00 %	31,257.00 22,683.00 26.32 % 32.07 %	48.22 %
1-Jul-09	to 31-Dec-13	JICA						Taka Release : % of Allocation :	5,400.00 100.00 %

Project-wise Implementation Status of the project under Roads Division

Reporting Period: July 2012 To June 2013

RADP:2012-13

(Taka in Lakh)

SI No.	Ministry/Division Name Agency Name Project Code and Name		Project Cost	Target and Progress			Cumulative Progress upto Reporting Period		
				Financial		Physical (% of Total Project) A) Target B) Progress	Fin. Total PA (% of Projects Cost)	Physical Progress in %	
	Allocation	Expenditure							
	Implementation Period	Development Partner	A) Total B) Taka C) PA D) RPA	A) Total B) Taka C) PA D) RPA E) CDVAT	A) Total B) Taka C) PA D) RPA E) CDVAT	% of Allocation			
	1	2	3	4	5	6	7	8	9
1,142	5041-5087	Improvement of Comilla-Bibir Bazar Road	3,743.00 3,743.00 0.00 0.00	500.00 500.00 0.00 0.00	500.00 500.00 0.00 0.00	100.00 % 100.00 % 0.00 % 0.00 %	18.47 % 18.47 % 46.75 % 0.00 %	1,750.00 0.00 46.75 % 0.00 %	49.18 %
1-Oct-08	to 31-Dec-12	Non-Donor Project						Taka Release : % of Allocation :	500.00 100.00 %
1,143	5041-5088	Construction of Rekabibazar-Rampal-Dighirpar-Bangla Bazar-Munshigonj Sadar-Nayagaon-Mukterpur Road (with link of Nayagaon Hospital Road)	5,771.00 5,771.00 0.00 0.00	400.00 400.00 0.00 0.00	400.00 400.00 0.00 0.00	100.00 % 100.00 % 0.00 % 0.00 %	6.93 % 6.93 % 21.94 % 0.00 %	1,266.00 0.00 21.94 % 0.00 %	25.50 %
1-Jul-09	to 30-Jun-13	Non-Donor Project						Taka Release : % of Allocation :	400.00 100.00 %
1,144	5041-5089	Improvement of Tungipara-Kotalipara (Mazbari) Road	6,104.00 6,104.00 0.00 0.00	1,500.00 1,500.00 0.00 0.00	1,500.00 1,500.00 0.00 0.00	100.00 % 100.00 % 0.00 % 0.00 %	24.57 % 24.57 % 70.53 % 0.00 %	4,305.00 0.00 70.53 % 0.00 %	70.53 %
1-Jul-09	to 30-Jun-13	Non-Donor Project						Taka Release : % of Allocation :	1,500.00 100.00 %

Project-wise Implementation Status of the project under Roads Division

Reporting Period: July 2012 To June 2013

RADP:2012-13

(Taka in Lakh)

SI No.	Ministry/Division Name Agency Name Project Code and Name		Project Cost	Target and Progress			Cumulative Progress upto Reporting Period		
				Financial		Physical (% of Total Project) A) Target B) Progress	Fin. Total PA (% of Projects Cost)	Physical Progress in %	
	Allocation	Expenditure							
	Implementation Period	Development Partner	A) Total B) Taka C) PA D) RPA	A) Total B) Taka C) PA D) RPA E) CDVAT	A) Total B) Taka C) PA D) RPA E) CDVAT	% of Allocation			
	1	2	3	4	5	6	7	8	9
1,145	5041-5118	Improvement of Gouirmadi-Agailzara-Paisarhat-Kotalipara-Gopalgonj Road (with connection of Gopalgonj Bus Terminal Road).	21,753.00 21,753.00 0.00 0.00	7,500.00 7,500.00 0.00 0.00	7,500.00 7,500.00 0.00 0.00	100.00 % 100.00 % 0.00 % 0.00 %	45.93 % 45.93 % 70.05 % 0.00 %	15,238.00 0.00 70.05 % 0.00 %	72.44 %
1-Aug-09 to 31-Dec-13	Non-Donor Project		0.00	0.00	0.00	0.00 %			
				0.00	0.00	0.00 %	Taka Release : % of Allocation :	7,500.00 100.00 %	
1,146	5041-5119	Improvement of Mokamtola (Bogra-Rangpur National Highway)Sonatola-Harikhati-Hatsherpur-Sariakandi Road	3,869.00 3,869.00 0.00 0.00	600.00 600.00 0.00 0.00	600.00 600.00 0.00 0.00	100.00 % 100.00 % 0.00 % 0.00 %	15.50 % 15.50 % 49.50 % 0.00 %	1,915.00 0.00 49.50 % 0.00 %	52.24 %
1-Sep-09 to 30-Jun-13	Non-Donor Project		0.00	0.00	0.00	0.00 %			
				0.00	0.00	0.00 %	Taka Release : % of Allocation :	600.00 100.00 %	
1,147	5041-5122	Construction of Pre-stressed Girder Bridge over Karatowa River (Katchdho Ghat) at 27th KM of Sadullahpur-Nawabgonj Road	2,211.00 2,211.00 0.00 0.00	1,090.00 1,090.00 0.00 0.00	1,090.00 1,090.00 0.00 0.00	100.00 % 100.00 % 0.00 % 0.00 %	49.72 % 49.72 % 96.79 % 0.00 %	2,140.00 0.00 96.79 % 0.00 %	100.00 %
1-Jul-09 to 30-Jun-13	Non-Donor Project		0.00	0.00	0.00	0.00 %			
				0.00	0.00	0.00 %	Taka Release : % of Allocation :	1,090.00 100.00 %	

Project-wise Implementation Status of the project under Roads Division

Reporting Period: July 2012 To June 2013

RADP:2012-13

(Taka in Lakh)

SI No.	Ministry/Division Name Agency Name Project Code and Name		Project Cost	Target and Progress			Cumulative Progress upto Reporting Period		
				Financial		Physical (% of Total Project) A) Target B) Progress	Fin. Total PA (% of Projects Cost)	Physical Progress in %	
	Allocation	Expenditure							
	Implementation Period	Development Partner	A) Total B) Taka C) PA D) RPA	A) Total B) Taka C) PA D) RPA E) CDVAT	A) Total B) Taka C) PA D) RPA E) CDVAT	% of Allocation			
	1	2	3	4	5	6	7	8	9
1,148	5041-5128	Improvement and Widening of Madaripur Agailjhara Road	3,147.00 3,147.00 0.00 0.00	525.00 525.00 0.00 0.00	525.00 525.00 0.00 0.00	100.00 % 100.00 % 0.00 % 0.00 %	16.68 % 16.68 % 0.00 % 0.00 %	1,675.00 0.00 53.23 % 0.00 %	54.21 %
1-Oct-09	to 30-Jun-13	Non-Donor Project	0.00	0.00	0.00	0.00 %			
				0.00	0.00	0.00 %	Taka Release : % of Allocation :	525.00 100.00 %	
1,149	5041-5129	Improvement of Pirojpur Gopalgonj Road and Construction of Sheikh Lutfar Rahman Bridge (Patgathi Bridge)	21,064.00 21,064.00 0.00 0.00	3,000.00 3,000.00 0.00 0.00	3,000.00 3,000.00 0.00 0.00	100.00 % 100.00 % 0.00 % 0.00 %	14.24 % 14.24 % 0.00 % 0.00 %	9,457.00 0.00 44.90 % 0.00 %	45.60 %
1-Oct-09	to 30-Jun-13	Non-Donor Project	0.00	0.00	0.00	0.00 %			
				0.00	0.00	0.00 %	Taka Release : % of Allocation :	3,000.00 100.00 %	
1,150	5041-5132	Raising and Reconstruction of 38th to 42+500 M of Khulna-Chuknagor-Satkhira Road and Construction of 7 RCC Box Culvert	1,826.00 1,826.00 0.00 0.00	750.00 750.00 0.00 0.00	750.00 750.00 0.00 0.00	100.00 % 100.00 % 0.00 % 0.00 %	41.07 % 41.04 % 0.00 % 0.00 %	1,629.00 0.00 89.21 % 0.00 %	94.79 %
1-Oct-09	to 30-Jun-13	Non-Donor Project	0.00	0.00	0.00	0.00 %			
				0.00	0.00	0.00 %	Taka Release : % of Allocation :	750.00 100.00 %	

Project-wise Implementation Status of the project under Roads Division

Reporting Period: July 2012 To June 2013

RADP:2012-13

(Taka in Lakh)

SI No.	Ministry/Division Name Agency Name Project Code and Name		Project Cost	Target and Progress			Cumulative Progress upto Reporting Period		
				Financial		Physical (% of Total Project) A) Target B) Progress	Fin. Total PA (% of Projects Cost)	Physical Progress in %	
	Allocation	Expenditure							
	Implementation Period	Development Partner	A) Total B) Taka C) PA D) RPA	A) Total B) Taka C) PA D) RPA E) CDVAT	A) Total B) Taka C) PA D) RPA E) CDVAT	% of Allocation			
	1	2	3	4	5	6	7	8	9
1,151	5041-5133	Completion of Remaining Work for 217.15 m Long PC Girder Bridge over Sangu River at 24th km of Chimbuk-Ruma Road	2,651.00 2,651.00 0.00	1,250.00 1,250.00 0.00	1,250.00 1,250.00 0.00	100.00 % 100.00 % 0.00 %	47.15 % 47.15 % 0.00 %	2,100.00 0.00 79.22 % 0.00 %	97.15 %
1-Jul-09	to 30-Jun-13	Non-Donor Project	0.00	0.00	0.00	0.00 %			
				0.00	0.00	0.00 %	Taka Release : % of Allocation :	1,250.00 100.00 %	
1,152	5041-5135	Construction of Nakla Bypass Road and Construction of 165 PC Girder Bridge over Chellakhali River on Sandhakura-Hatipagar-Dhanuakamal (Border) Road	5,386.00 5,386.00 0.00	1,600.00 1,600.00 0.00	1,600.00 1,600.00 0.00	100.00 % 100.00 % 0.00 %	25.99 % 29.59 % 0.00 %	4,333.00 0.00 80.45 % 0.00 %	85.14 %
1-Jan-10	to 31-Dec-13	Non-Donor Project	0.00	0.00	0.00	0.00 %			
				0.00	0.00	0.00 %	Taka Release : % of Allocation :	1,600.00 100.00 %	
1,153	5041-5136	Development of Road anf Highway Road in Faridpur City	4,940.00 4,940.00 0.00	2,000.00 2,000.00 0.00	2,000.00 2,000.00 0.00	100.00 % 100.00 % 0.00 %	40.48 % 40.48 % 0.00 %	4,150.00 0.00 84.01 % 0.00 %	100.00 %
1-Jan-10	to 30-Jun-13	Non-Donor Project	0.00	0.00	0.00	0.00 %			
				0.00	0.00	0.00 %	Taka Release : % of Allocation :	2,000.00 100.00 %	

Project-wise Implementation Status of the project under Roads Division

Reporting Period: July 2012 To June 2013

RADP:2012-13

(Taka in Lakh)

SI No.	Ministry/Division Name Agency Name Project Code and Name		Project Cost	Target and Progress			Cumulative Progress upto Reporting Period		
				Financial		Physical (% of Total Project) A) Target B) Progress	Fin. Total PA (% of Projects Cost)	Physical Progress in %	
	Allocation	Expenditure							
	Implementation Period	Development Partner	A) Total B) Taka C) PA D) RPA	A) Total B) Taka C) PA D) RPA E) CDVAT	A) Total B) Taka C) PA D) RPA E) CDVAT	% of Allocation			
	1	2	3	4	5	6	7	8	9
1,154	5041-5137	Improvement and Expansion of Pachar-Shibchar-Madaripur Road	3,334.00 3,334.00 0.00 0.00	500.00 500.00 0.00 0.00	500.00 500.00 0.00 0.00	100.00 % 100.00 % 0.00 % 0.00 %	14.99 % 14.99 % 46.49 % 0.00 %	1,550.00 0.00 46.49 % 0.00 %	50.99 %
1-Jan-10	to 30-Jun-13	Non-Donor Project	0.00	0.00	0.00	0.00 %			
				0.00	0.00	0.00 %	Taka Release : % of Allocation :	500.00 100.00 %	
1,155	5041-5139	4-Laning of Bahaddarhat to 3rd Karnaphuli Bridge Approach Road	15,370.00 15,370.00 0.00 0.00	700.00 700.00 0.00 0.00	700.00 700.00 0.00 0.00	100.00 % 100.00 % 0.00 % 0.00 %	4.92 % 4.92 % 7.16 % 0.00 %	1,100.00 0.00 7.16 % 0.00 %	7.16 %
1-Jan-10	to 30-Jun-13	Non-Donor Project	0.00	0.00	0.00	0.00 %			
				0.00	0.00	0.00 %	Taka Release : % of Allocation :	700.00 100.00 %	
1,156	5041-7300	Rehabilitation of Magura-Narail Regional Highway (R-720) Magura District	2,668.00 2,668.00 0.00 0.00	500.00 500.00 0.00 0.00	500.00 500.00 0.00 0.00	100.00 % 100.00 % 0.00 % 0.00 %	18.74 % 18.74 % 63.72 % 0.00 %	1,700.00 0.00 63.72 % 0.00 %	77.80 %
1-Jul-10	to 30-Jun-13	Non-Donor Project	0.00	0.00	0.00	0.00 %			
				0.00	0.00	0.00 %	Taka Release : % of Allocation :	500.00 100.00 %	

Project-wise Implementation Status of the project under Roads Division

Reporting Period: July 2012 To June 2013

RADP:2012-13

(Taka in Lakh)

SI No.	Ministry/Division Name Agency Name Project Code and Name		Project Cost	Target and Progress			Cumulative Progress upto Reporting Period		
				Financial		Physical (% of Total Project) A) Target B) Progress	Fin. Total PA (% of Projects Cost)	Physical Progress in %	
	Allocation	Expenditure							
	Implementation Period	Development Partner	A) Total B) Taka C) PA D) RPA	A) Total B) Taka C) PA D) RPA E) CDVAT	A) Total B) Taka C) PA D) RPA E) CDVAT	% of Allocation			
	1	2	3	4	5	6	7	8	9
1,157	5041-7310	Construction of Saidabad-Anaitpur (Khaza Unus Ali Medical College Hospital) By Lane Road	3,298.00 3,298.00 0.00	600.00 600.00 0.00	598.00 598.00 0.00	99.67 % 99.67 % 0.00 %	18.19 % 18.12 % 0.00 %	1,598.00 0.00 48.45 % 0.00 %	48.55 %
1-Jul-10	to 30-Jun-13	Non-Donor Project	0.00	0.00	0.00	0.00 %			
				0.00	0.00	0.00 %		Taka Release : 597.50 % of Allocation : 99.58 %	
1,158	5041-7320	Construction of 347.295 M Long PC Garder Bridge on Sonatola ghat over Koratowa River	8,136.00 8,136.00 0.00	1,444.00 1,444.00 0.00	1,440.00 1,440.00 0.00	99.72 % 99.72 % 0.00 %	26.53 % 21.48 % 0.00 %	5,439.00 0.00 66.85 % 0.00 %	100.00%
1-Jul-10	to 31-Dec-13	Non-Donor Project	0.00	0.00	0.00	0.00 %			
				0.00	0.00	0.00 %		Taka Release : 1,443.75 % of Allocation : 99.98 %	
1,159	5041-7330	Expansion and Improvement of Shamgonj-Zaria-Birisiri-Durgapur Road	8,950.00 8,950.00 0.00	2,700.00 2,700.00 0.00	2,700.00 2,700.00 0.00	100.00 % 100.00 % 0.00 %	27.93 % 30.16 % 0.00 %	3,900.00 0.00 43.58 % 0.00 %	62.31%
1-Jul-10	to 31-Dec-13	Non-Donor Project	0.00	0.00	0.00	0.00 %			
				0.00	0.00	0.00 %		Taka Release : 2,700.00 % of Allocation : 100.00 %	

Project-wise Implementation Status of the project under Roads Division

Reporting Period: July 2012 To June 2013

RADP:2012-13

(Taka in Lakh)

SI No.	Ministry/Division Name Agency Name Project Code and Name		Project Cost	Target and Progress			Cumulative Progress upto Reporting Period		
				Financial		Physical (% of Total Project) A) Target B) Progress	Fin. Total PA (% of Projects Cost)	Physical Progress in %	
	Allocation	Expenditure							
	Implementation Period	Development Partner	A) Total B) Taka C) PA D) RPA	A) Total B) Taka C) PA D) RPA E) CDVAT	A) Total B) Taka C) PA D) RPA E) CDVAT	% of Allocation			
	1	2	3	4	5	6	7	8	9
1,160	5041-7340	Construction of Raipura-Narsindhi-Madangonj Road (Raipura-Narsindhi Part)	8,318.00 8,318.00 0.00	2,400.00 2,400.00 0.00	2,400.00 2,400.00 0.00	100.00 % 100.00 % 0.00 %	22.84 % 22.84 % 0.00 %	3,600.00 0.00 43.28 % 0.00 %	49.21 %
1-Jul-10	to 30-Jun-13	Non-Donor Project	0.00	0.00	0.00	0.00 %			
				0.00	0.00	0.00 %	Taka Release : % of Allocation :	2,400.00 100.00 %	
1,161	5041-7350	Improvement of Najirpur-Damurhat-Joypurhat Road	3,265.00 3,265.00 0.00	1,335.00 1,335.00 0.00	1,324.00 1,324.00 0.00	99.18 % 99.18 % 0.00 %	39.91 % 39.58 % 0.00 %	3,024.00 0.00 92.62 % 0.00 %	92.96 %
1-Jul-10	to 30-Jun-13	Non-Donor Project	0.00	0.00	0.00	0.00 %			
				0.00	0.00	0.00 %	Taka Release : % of Allocation :	1,335.00 100.00 %	
1,162	5041-7360	Construction of Flyover at Mirpur Airport Road and Overpass at Banani Rail Crossing	36,016.00 36,016.00 0.00	24,946.00 24,946.00 0.00	24,839.00 24,839.00 0.00	99.57 % 99.57 % 0.00 %	70.00 % 68.00 % 0.00 %	35,909.00 0.00 99.70 % 0.00 %	100.00 %
1-Jul-10	to 30-Jun-13	Non-Donor Project	0.00	0.00	0.00	0.00 %			
				0.00	0.00	0.00 %	Taka Release : % of Allocation :	24,946.00 100.00 %	

Project-wise Implementation Status of the project under Roads Division

Reporting Period: July 2012 To June 2013

RADP:2012-13

(Taka in Lakh)

SI No.	Ministry/Division Name Agency Name Project Code and Name		Project Cost	Target and Progress			Cumulative Progress upto Reporting Period		
				Financial		Physical (% of Total Project) A) Target B) Progress	Fin. Total PA (% of Projects Cost)	Physical Progress in %	
	Allocation	Expenditure							
	Implementation Period	Development Partner	A) Total B) Taka C) PA D) RPA	A) Total B) Taka C) PA D) RPA E) CDVAT	A) Total B) Taka C) PA D) RPA E) CDVAT	% of Allocation			
	1	2	3	4	5	6	7	8	9
1,163	5041-7380	Widening and Improvement of RHD Roads in Divisional Headquater, Rangpur.	12,658.00 12,658.00 0.00	2,650.00 2,650.00 0.00	2,650.00 2,650.00 0.00	100.00 % 100.00 % 0.00 %	20.93 % 20.93 % 0.00 %	5,275.00 0.00 41.67 % 0.00 %	54.71 %
1-Jul-10	to 31-Dec-13	Non-Donor Project	0.00	0.00	0.00	0.00 %			
				0.00	0.00	0.00 %	Taka Release : % of Allocation :	2,650.00 100.00 %	
1,164	5041-5069	Development of Joydebpur-Mymensingh Road.	99,210.00 99,210.00 0.00	12,100.00 12,100.00 0.00	12,099.00 12,099.00 0.00	99.99 % 99.99 % 0.00 %	13.10 % 12.19 % 0.00 %	33,467.00 0.00 33.73 % 0.00 %	35.91 %
1-Jul-10	to 30-Jun-14	Non-Donor Project	0.00	0.00	0.00	0.00 %			
				0.00	0.00	0.00 %	Taka Release : % of Allocation :	12,100.00 100.00 %	
1,165	5041-5147	Development of Chitalmari-Fakirhat (Fltita) Road.	2,279.00 2,279.00 0.00	1,200.00 1,200.00 0.00	1,165.00 1,165.00 0.00	97.08 % 97.08 % 0.00 %	52.65 % 52.65 % 0.00 %	2,105.00 0.00 92.37 % 0.00 %	93.42 %
1-Jul-10	to 30-Jun-13	Non-Donor Project	0.00	0.00	0.00	0.00 %			
				0.00	0.00	0.00 %	Taka Release : % of Allocation :	1,200.00 100.00 %	

Project-wise Implementation Status of the project under Roads Division

Reporting Period: July 2012 To June 2013

RADP:2012-13

(Taka in Lakh)

SI No.	Ministry/Division Name Agency Name Project Code and Name		Project Cost A) Total B) Taka C) PA D) RPA	Target and Progress			Cumulative Progress upto Reporting Period		
				Financial		Physical (% of Total Project) A) Target B) Progress	Fin. Total PA (% of Projects Cost)	Physical Progress in %	
	Allocation	Expenditure							
	Implementation Period	Development Partner		A) Total B) Taka C) PA D) RPA E) CDVAT	A) Total B) Taka C) PA D) RPA E) CDVAT	% of Allocation			
	1	2	3	4	5	6	7	8	9
1,166	5041-5144	Construction of Baniachang-Nabigonj Road.	4,692.00	450.00	450.00	100.00 %	9.59 %	900.00	32.97 %
			4,692.00	450.00	450.00	100.00 %	9.59 %	0.00	
			0.00	0.00	0.00	0.00 %		19.18 %	
			0.00	0.00	0.00	0.00 %		0.00 %	
1-Jul-10	to 30-Jun-13	Non-Donor Project	0.00	0.00	0.00	0.00 %			
				0.00	0.00	0.00 %		Taka Release : 450.00	
					0.00	0.00 %		% of Allocation : 100.00 %	
1,167	5041-5146	Upgradation of Sineboard-Modelgonj-Raeda-Sarankhola-Bogi Road into Regional Highway.	8,996.00	125.00	125.00	100.00 %	5.55 %	2,720.00	30.48 %
			8,996.00	125.00	125.00	100.00 %	1.38 %	0.00	
			0.00	0.00	0.00	0.00 %		30.24 %	
			0.00	0.00	0.00	0.00 %		0.00 %	
1-Jul-10	to 31-Dec-13	Non-Donor Project	0.00	0.00	0.00	0.00 %			
				0.00	0.00	0.00 %		Taka Release : 125.00	
					0.00	0.00 %		% of Allocation : 100.00 %	
1,168	5041-5145	Development of Ashashuni-Paikgasa Road including Construction of Manikkhali Bridge.	6,689.00	150.00	150.00	100.00 %	4.48 %	570.00	8.23 %
			6,689.00	150.00	150.00	100.00 %	2.24 %	0.00	
			0.00	0.00	0.00	0.00 %		8.52 %	
			0.00	0.00	0.00	0.00 %		0.00 %	
1-Jul-10	to 31-Dec-13	Non-Donor Project	0.00	0.00	0.00	0.00 %			
				0.00	0.00	0.00 %		Taka Release : 150.00	
					0.00	0.00 %		% of Allocation : 100.00 %	

Project-wise Implementation Status of the project under Roads Division

Reporting Period: July 2012 To June 2013

RADP:2012-13

(Taka in Lakh)

SI No.	Ministry/Division Name Agency Name Project Code and Name		Project Cost	Target and Progress			Cumulative Progress upto Reporting Period		
				Financial		Physical (% of Total Project) A) Target B) Progress	Fin. Total PA (% of Projects Cost)	Physical Progress in %	
	Allocation	Expenditure							
	Implementation Period	Development Partner	A) Total B) Taka C) PA D) RPA	A) Total B) Taka C) PA D) RPA E) CDVAT	A) Total B) Taka C) PA D) RPA E) CDVAT	% of Allocation			
	1	2	3	4	5	6	7	8	9
1,169	5041-5149	Construction of 6 Bridge in different kilometre of Golra-Saruria Road under Manikgonj District.	2,156.00 2,156.00 0.00 0.00	1,035.00 1,035.00 0.00 0.00	1,035.00 1,035.00 0.00 0.00	100.00 % 100.00 % 0.00 % 0.00 %	50.88 % 50.88 % 0.00 % 0.00 %	2,155.00 0.00 99.95 % 0.00 %	100.00 %
1-Jul-10	to 30-Jun-13	Non-Donor Project	0.00	0.00	0.00	0.00 %			
				0.00	0.00	0.00 %	Taka Release : % of Allocation :	1,035.00 100.00 %	
1,170	5041-5152	Development of Goalanda-Faridpur-Tarail Road.	7,676.00 7,676.00 0.00 0.00	700.00 700.00 0.00 0.00	700.00 700.00 0.00 0.00	100.00 % 100.00 % 0.00 % 0.00 %	9.11 % 9.11 % 0.00 % 0.00 %	1,220.00 0.00 15.89 % 0.00 %	22.85 %
1-Jul-10	to 30-Jun-13	Non-Donor Project	0.00	0.00	0.00	0.00 %			
				0.00	0.00	0.00 %	Taka Release : % of Allocation :	700.00 100.00 %	
1,171	5041-5153	Development of Bazunia-Gaindhasur-Satpar-Hatiara-Ramdia (including Ramdia Bazar bypass) Road.	9,053.00 9,053.00 0.00 0.00	900.00 900.00 0.00 0.00	900.00 900.00 0.00 0.00	100.00 % 100.00 % 0.00 % 0.00 %	6.62 % 6.62 % 0.00 % 0.00 %	1,615.00 0.00 17.84 % 0.00 %	17.84 %
1-Jul-10	to 31-Dec-13	Non-Donor Project	0.00	0.00	0.00	0.00 %			
				0.00	0.00	0.00 %	Taka Release : % of Allocation :	900.00 100.00 %	

Project-wise Implementation Status of the project under Roads Division

Reporting Period: July 2012 To June 2013

RADP:2012-13

(Taka in Lakh)

SI No.	Ministry/Division Name Agency Name Project Code and Name		Project Cost	Target and Progress			Cumulative Progress upto Reporting Period		
				Financial		Physical (% of Total Project) A) Target B) Progress	Fin. Total PA (% of Projects Cost)	Physical Progress in %	
	Allocation	Expenditure							
	Implementation Period	Development Partner	A) Total B) Taka C) PA D) RPA	A) Total B) Taka C) PA D) RPA E) CDVAT	A) Total B) Taka C) PA D) RPA E) CDVAT	% of Allocation			
	1	2	3	4	5	6	7	8	9
1,172	5041-5148	Upgradation of Bowshi-Gopalpur-Bhuapur Road into Regional Highway (including Madhupur Link).	10,614.00 10,614.00 0.00 0.00	3,000.00 3,000.00 0.00 0.00	3,000.00 3,000.00 0.00 0.00	100.00 % 100.00 % 0.00 % 0.00 %	28.26 % 26.02 % 0.00 % 0.00 %	4,700.00 0.00 44.28 % 0.00 %	61.88 %
1-Jul-10	to 30-Jun-13	Non-Donor Project	0.00	0.00	0.00	0.00 %			
				0.00	0.00	0.00 %	Taka Release : % of Allocation :	3,000.00 100.00 %	
1,173	5041-5154	Development of Naria-Patanbari-Nayan matbarkandi-Dogri-Shawra (Gram Chikondi Bazar) Road.	3,271.00 3,271.00 0.00 0.00	600.00 600.00 0.00 0.00	600.00 600.00 0.00 0.00	100.00 % 100.00 % 0.00 % 0.00 %	15.28 % 30.92 % 0.00 % 0.00 %	800.00 0.00 24.46 % 0.00 %	37.10 %
1-Jul-10	to 30-Jun-13	Non-Donor Project	0.00	0.00	0.00	0.00 %			
				0.00	0.00	0.00 %	Taka Release : % of Allocation :	600.00 100.00 %	
1,174	5041-5155	Completion of Incomplete work of Badhaghat-Airport link Road.	2,389.00 2,389.00 0.00 0.00	587.00 587.00 0.00 0.00	587.00 587.00 0.00 0.00	100.00 % 100.00 % 0.00 % 0.00 %	33.48 % 33.48 % 0.00 % 0.00 %	2,387.00 0.00 99.92 % 0.00 %	100.00 %
1-Jun-10	to 30-Jun-13	Non-Donor Project	0.00	0.00	0.00	0.00 %			
				0.00	0.00	0.00 %	Taka Release : % of Allocation :	587.00 100.00 %	

Project-wise Implementation Status of the project under Roads Division

Reporting Period: July 2012 To June 2013

RADP:2012-13

(Taka in Lakh)

SI No.	Ministry/Division Name Agency Name Project Code and Name		Project Cost	Target and Progress			Cumulative Progress upto Reporting Period		
				Financial		Physical (% of Total Project) A) Target B) Progress	Fin. Total PA (% of Projects Cost)	Physical Progress in %	
	Allocation	Expenditure							
	Implementation Period	Development Partner	A) Total B) Taka C) PA D) RPA	A) Total B) Taka C) PA D) RPA E) CDVAT	A) Total B) Taka C) PA D) RPA E) CDVAT	% of Allocation			
	1	2	3	4	5	6	7	8	9
1,175	5041-5143	Development of Jonga Shibpur-Raypura Road.	1,969.00 1,969.00 0.00 0.00	575.00 575.00 0.00 0.00	575.00 575.00 0.00 0.00	100.00 % 100.00 % 0.00 % 0.00 %	30.00 % 29.00 % 0.00 % 0.00 %	1,275.00 0.00 64.75 % 0.00 %	84.87 %
1-Jul-10	to 30-Jun-13	Non-Donor Project						Taka Release : 575.00 % of Allocation : 100.00 %	
1,176	5041-5156	Construction of Dirai-Shalla part of Madanpur-Derai-Shalla Road.	11,991.00 11,991.00 0.00 0.00	1,238.00 1,238.00 0.00 0.00	1,238.00 1,238.00 0.00 0.00	100.00 % 100.00 % 0.00 % 0.00 %	11.00 % 10.00 % 0.00 % 0.00 %	3,038.00 0.00 25.34 % 0.00 %	25.01 %
1-Jul-10	to 31-Dec-13	Non-Donor Project						Taka Release : 1,238.00 % of Allocation : 100.00 %	
1,177	5041-5142	Completion of Incomplete work of Ekdoria-Poradia-Agarpur Road.	1,576.00 1,576.00 0.00 0.00	200.00 200.00 0.00 0.00	200.00 200.00 0.00 0.00	100.00 % 100.00 % 0.00 % 0.00 %	13.00 % 12.00 % 0.00 % 0.00 %	800.00 0.00 50.76 % 0.00 %	83.07 %
1-Jul-10	to 30-Jun-13	Non-Donor Project						Taka Release : 200.00 % of Allocation : 100.00 %	

Project-wise Implementation Status of the project under Roads Division

Reporting Period: July 2012 To June 2013

RADP:2012-13

(Taka in Lakh)

SI No.	Ministry/Division Name Agency Name Project Code and Name		Project Cost	Target and Progress			Cumulative Progress upto Reporting Period		
				Financial		Physical (% of Total Project) A) Target B) Progress	Fin. Total PA (% of Projects Cost)	Physical Progress in %	
	Allocation	Expenditure							
	Implementation Period	Development Partner	A) Total B) Taka C) PA D) RPA	A) Total B) Taka C) PA D) RPA E) CDVAT	A) Total B) Taka C) PA D) RPA E) CDVAT	% of Allocation			
	1	2	3	4	5	6	7	8	9
1,178	5041-5158	Re-construction of Lebukhali-Dumki-Boga-Bowfal-Khalia-Doshmina-Golachipa-Amragasia Road.	9,923.00 9,923.00 0.00	1,700.00 1,700.00 0.00	1,700.00 1,700.00 0.00	100.00 % 100.00 % 0.00 %	17.00 % 17.00 % 0.00 %	2,385.00 0.00 24.04 % 0.00 %	27.00 %
1-Jul-10	to 30-Jun-13	Non-Donor Project	0.00	0.00	0.00	0.00 %			
				0.00	0.00	0.00 %	Taka Release : % of Allocation :	1,700.00 100.00 %	
1,179	5041-5159	Upgradation of Nabinagar-DEPZ-Chandra Road into 4 Lane.	13,085.00 13,085.00 0.00	5,761.00 5,761.00 0.00	5,760.00 5,760.00 0.00	99.98 % 99.98 % 0.00 %	44.00 % 43.00 % 0.00 %	9,560.00 0.00 73.06 % 0.00 %	85.62 %
1-Jul-10	to 30-Jun-13	Non-Donor Project	0.00	0.00	0.00	0.00 %			
				0.00	0.00	0.00 %	Taka Release : % of Allocation :	5,759.68 99.98 %	
1,180	5041-5162	Development and Expansion of Madaripur (Kulpoddi)-Kakini-Bhuraghata Road.	5,037.00 5,037.00 0.00	300.00 300.00 0.00	300.00 300.00 0.00	100.00 % 100.00 % 0.00 %	5.00 % 5.00 % 0.00 %	1,050.00 0.00 20.85 % 0.00 %	20.27 %
1-Jul-10	to 30-Jun-13	Non-Donor Project	0.00	0.00	0.00	0.00 %			
				0.00	0.00	0.00 %	Taka Release : % of Allocation :	300.00 100.00 %	

Project-wise Implementation Status of the project under Roads Division

Reporting Period: July 2012 To June 2013

RADP:2012-13

(Taka in Lakh)

SI No.	Ministry/Division Name Agency Name Project Code and Name		Project Cost	Target and Progress			Cumulative Progress upto Reporting Period		
				Financial		Physical (% of Total Project) A) Target B) Progress	Fin. Total PA (% of Projects Cost)	Physical Progress in %	
	Allocation	Expenditure							
	Implementation Period	Development Partner	A) Total B) Taka C) PA D) RPA	A) Total B) Taka C) PA D) RPA E) CDVAT	A) Total B) Taka C) PA D) RPA E) CDVAT	% of Allocation			
	1	2	3	4	5	6	7	8	9
1,181	5041-5163	Construction of Median and Expansion of Pavement of Existing Road of Pabna City.	2,090.00 2,090.00 0.00	1,221.00 1,221.00 0.00	1,221.00 1,221.00 0.00	100.00 % 100.00 % 0.00 %	58.00 % 58.00 % 0.00 %	2,021.00 0.00 96.70 % 0.00 %	98.34 %
1-Jul-10	to 30-Jun-13	Non-Donor Project	0.00	0.00	0.00	0.00 %			
				0.00	0.00	0.00 %	Taka Release : % of Allocation :	1,221.00 100.00 %	
1,182	5041-5165	Construction of a Bathubari Bridge of 9 km of Sherpur-Dhunot-Kazipur-Sirajgonj Road.	522.00 522.00 0.00	150.00 150.00 0.00	150.00 150.00 0.00	100.00 % 100.00 % 0.00 %	29.00 % 29.00 % 0.00 %	396.00 0.00 75.86 % 0.00 %	77.83 %
1-Jul-10	to 30-Jun-13	Non-Donor Project	0.00	0.00	0.00	0.00 %			
				0.00	0.00	0.00 %	Taka Release : % of Allocation :	150.00 100.00 %	
1,183	5041-5167	Construction of Satkhira City Bypass Road including Bhumra Land Port Link.	11,693.00 11,693.00 0.00	800.00 800.00 0.00	800.00 800.00 0.00	100.00 % 100.00 % 0.00 %	7.00 % 7.00 % 0.00 %	1,350.00 0.00 11.55 % 0.00 %	11.70 %
1-Jul-10	to 30-Jun-14	Non-Donor Project	0.00	0.00	0.00	0.00 %			
				0.00	0.00	0.00 %	Taka Release : % of Allocation :	800.00 100.00 %	

Project-wise Implementation Status of the project under Roads Division

Reporting Period: July 2012 To June 2013

RADP:2012-13

(Taka in Lakh)

SI No.	Ministry/Division Name Agency Name Project Code and Name		Project Cost A) Total B) Taka C) PA D) RPA	Target and Progress			Cumulative Progress upto Reporting Period		
				Financial		Physical (% of Total Project) A) Target B) Progress	Fin. Total PA (% of Projects Cost)	Physical Progress in %	
	Allocation	Expenditure							
		A) Total B) Taka C) PA D) RPA E) CDVAT		A) Total B) Taka C) PA D) RPA E) CDVAT	% of Allocation				
1	2	3	4	5	6	7	8	9	
1,184	5041-5168	Development of Masterbari-Mirjapur-Pirujali-Nuhashpolli-Maoni Road.	3,854.00	300.00	300.00	100.00 %	8.00 %	475.00	12.54 %
			3,854.00	300.00	300.00	100.00 %	8.00 %	0.00	
			0.00	0.00	0.00	0.00 %		12.32 %	
			0.00	0.00	0.00	0.00 %		0.00 %	
1-Jul-10	to 30-Jun-13	Non-Donor Project	0.00	0.00	0.00	0.00 %			
				0.00	0.00	0.00 %		Taka Release : 300.00	
								% of Allocation : 100.00 %	
1,185	5041-5169	Development of Magura-Mohammadpur-Kalishankar-Nohata-Lohagora Road (Magura Part).	3,310.00	600.00	600.00	100.00 %	19.00 %	2,400.00	74.28 %
			3,310.00	600.00	600.00	100.00 %	19.00 %	0.00	
			0.00	0.00	0.00	0.00 %		72.51 %	
			0.00	0.00	0.00	0.00 %		0.00 %	
1-Nov-10	to 30-Jun-13	Non-Donor Project	0.00	0.00	0.00	0.00 %			
				0.00	0.00	0.00 %		Taka Release : 600.00	
								% of Allocation : 100.00 %	
1,186	5041-5172	Construction of PC Girder Bridge on the Sutia River of 26th k.m. Gaffargaon-Barmi-Maona Road.	1,821.00	525.00	525.00	100.00 %	30.00 %	985.00	54.26 %
			1,821.00	525.00	525.00	100.00 %	29.00 %	0.00	
			0.00	0.00	0.00	0.00 %		54.09 %	
			0.00	0.00	0.00	0.00 %		0.00 %	
1-Jul-10	to 30-Jun-13	Non-Donor Project	0.00	0.00	0.00	0.00 %			
				0.00	0.00	0.00 %		Taka Release : 525.00	
								% of Allocation : 100.00 %	

Project-wise Implementation Status of the project under Roads Division

Reporting Period: July 2012 To June 2013

RADP:2012-13

(Taka in Lakh)

SI No.	Ministry/Division Name Agency Name Project Code and Name		Project Cost	Target and Progress			Cumulative Progress upto Reporting Period		
				Financial		Physical (% of Total Project) A) Target B) Progress	Fin. Total PA (% of Projects Cost)	Physical Progress in %	
	Allocation	Expenditure							
	Implementation Period	Development Partner	A) Total B) Taka C) PA D) RPA	A) Total B) Taka C) PA D) RPA E) CDVAT	A) Total B) Taka C) PA D) RPA E) CDVAT	% of Allocation			
	1	2	3	4	5	6	7	8	9
1,187	5041-5173	Upgradation of 1st 2.50 k.m. Road of Doulotdia-Faridpur-Magura-Jhinedah-Jessor-Khulna Highway into 4 Lane from 2 Lane.	1,562.00 1,562.00 0.00 0.00	1,305.00 1,305.00 0.00 0.00	1,305.00 1,305.00 0.00 0.00	100.00 % 100.00 % 0.00 % 0.00 %	85.00 % 83.00 % 99.55 % 0.00 %	1,555.00 0.00 99.55 % 0.00 %	100.00 %
1-Dec-10 to 30-Jun-13	Non-Donor Project		0.00	0.00	0.00	0.00 %			
				0.00	0.00	0.00 %	Taka Release : % of Allocation :	1,305.00 100.00 %	
1,188	5041-5174	Construction of Rajarhat Bridge of the Shilak River of 10th k.m. of Kalikandirani Road at Rangunia in Chittagong	1,020.00 1,020.00 0.00 0.00	375.00 375.00 0.00 0.00	375.00 375.00 0.00 0.00	100.00 % 100.00 % 0.00 % 0.00 %	37.00 % 36.00 % 66.18 % 0.00 %	675.00 0.00 66.18 % 0.00 %	65.78 %
1-Jul-10 to 31-Dec-13	Non-Donor Project		0.00	0.00	0.00	0.00 %			
				0.00	0.00	0.00 %	Taka Release : % of Allocation :	375.00 100.00 %	
1,189	5041-5175	Construction of 3rd SHitalakha Bridge at Bandar Upazilla in Narayangonj	37,763.00 6,598.00 31,165.00 21,039.00	31.00 31.00 0.00 0.00	31.00 31.00 0.00 0.00	100.00 % 100.00 % 0.00 % 0.00 %	1.00 % 1.00 % 0.15 % 0.00 %	57.00 0.00 0.15 % 0.00 %	1.07 %
1-Nov-10 to 31-Dec-13	SFD			0.00	0.00	0.00 %			
				0.00	0.00	0.00 %	Taka Release : % of Allocation :	31.00 100.00 %	

Project-wise Implementation Status of the project under Roads Division

Reporting Period: July 2012 To June 2013

RADP:2012-13

(Taka in Lakh)

SI No.	Ministry/Division Name Agency Name Project Code and Name		Project Cost	Target and Progress			Cumulative Progress upto Reporting Period		
				Financial		Physical (% of Total Project) A) Target B) Progress	Fin. Total PA (% of Projects Cost)	Physical Progress in %	
	Allocation	Expenditure							
	Implementation Period	Development Partner	A) Total B) Taka C) PA D) RPA	A) Total B) Taka C) PA D) RPA E) CDVAT	A) Total B) Taka C) PA D) RPA E) CDVAT	% of Allocation			
	1	2	3	4	5	6	7	8	9
1,190	5041-5176	Development and Expansion of Ataikula-Sujanagar Road (including construction of bridge).	1,675.00 1,675.00 0.00	842.00 842.00 0.00	842.00 842.00 0.00	100.00 % 100.00 % 0.00 %	51.00 % 50.00 % 0.00 %	1,342.00 0.00 80.12 % 0.00 %	80.03 %
1-Dec-10 to 30-Jun-13	Non-Donor Project		0.00	0.00	0.00	0.00 %			
				0.00	0.00	0.00 %	Taka Release : % of Allocation :	842.00 100.00 %	
1,191	5041-5178	Baniachang-Asmarigonj Road.	7,309.00 7,309.00 0.00	300.00 300.00 0.00	300.00 300.00 0.00	100.00 % 100.00 % 0.00 %	5.00 % 5.00 % 0.00 %	600.00 0.00 8.21 % 0.00 %	9.10 %
1-Dec-10 to 30-Jun-14	Non-Donor Project		0.00	0.00	0.00	0.00 %			
				0.00	0.00	0.00 %	Taka Release : % of Allocation :	300.00 100.00 %	
1,192	5041-5179	Shekhpara-Shaikupa-Langalbond Road.	1,637.00 1,637.00 0.00	800.00 800.00 0.00	800.00 800.00 0.00	100.00 % 100.00 % 0.00 %	50.00 % 48.00 % 0.00 %	1,100.00 0.00 67.20 % 0.00 %	67.30 %
1-Jan-11 to 30-Jun-14	Non-Donor Project		0.00	0.00	0.00	0.00 %			
				0.00	0.00	0.00 %	Taka Release : % of Allocation :	800.00 100.00 %	

Project-wise Implementation Status of the project under Roads Division

Reporting Period: July 2012 To June 2013

RADP:2012-13

(Taka in Lakh)

SI No.	Ministry/Division Name Agency Name Project Code and Name		Project Cost	Target and Progress			Cumulative Progress upto Reporting Period		
				Financial		Physical (% of Total Project) A) Target B) Progress	Fin. Total PA (% of Projects Cost)	Physical Progress in %	
	Allocation	Expenditure							
	Implementation Period	Development Partner	A) Total B) Taka C) PA D) RPA	A) Total B) Taka C) PA D) RPA E) CDVAT	A) Total B) Taka C) PA D) RPA E) CDVAT	% of Allocation			
	1	2	3	4	5	6	7	8	9
1,193	5041-5182	Construction of Remaining Approach Road for Shahid Buddijibi Bridge and Re-construction 3 (Three) old Bridges.	7,310.00 7,310.00 0.00	300.00 300.00 0.00	300.00 300.00 0.00	100.00 % 100.00 % 0.00 %	5.00 % 4.00 %	600.00 0.00 8.21 % 0.00 %	8.10 %
1-Jul-10	to 30-Jun-13	Non-Donor Project	0.00	0.00	0.00	0.00 %			
				0.00	0.00	0.00 %	Taka Release : % of Allocation :	300.00 100.00 %	
1,194	5041-5183	Construction of Charfashion-Charmanika-Baburhat Lanchghat.	5,028.00 5,028.00 0.00	1,000.00 1,000.00 0.00	1,000.00 1,000.00 0.00	100.00 % 100.00 % 0.00 %	20.00 % 19.00 %	2,200.00 0.00 43.75 % 0.00 %	49.00 %
1-Jul-10	to 30-Jun-13	Non-Donor Project	0.00	0.00	0.00	0.00 %			
				0.00	0.00	0.00 %	Taka Release : % of Allocation :	1,000.00 100.00 %	
1,195	5041-5184	Construction of 2 RCC Box and 8 PC Girder in different k.m of Hemayepur-Singair-Manikgonj Road.	4,977.00 4,977.00 0.00	500.00 500.00 0.00	500.00 500.00 0.00	100.00 % 100.00 % 0.00 %	11.00 % 10.00 %	975.00 0.00 19.59 % 0.00 %	20.15 %
1-Dec-10	to 31-Dec-13	Non-Donor Project	0.00	0.00	0.00	0.00 %			
				0.00	0.00	0.00 %	Taka Release : % of Allocation :	500.00 100.00 %	

Project-wise Implementation Status of the project under Roads Division

Reporting Period: July 2012 To June 2013

RADP:2012-13

(Taka in Lakh)

SI No.	Ministry/Division Name Agency Name Project Code and Name		Project Cost	Target and Progress			Cumulative Progress upto Reporting Period		
				Financial		Physical (% of Total Project) A) Target B) Progress	Fin. Total PA (% of Projects Cost)	Physical Progress in %	
	Allocation	Expenditure							
	Implementation Period	Development Partner	A) Total B) Taka C) PA D) RPA	A) Total B) Taka C) PA D) RPA E) CDVAT	A) Total B) Taka C) PA D) RPA E) CDVAT	% of Allocation			
	1	2	3	4	5	6	7	8	9
1,196	5041-5185	Development of Pabna-Pakshi (upto Ruppur turning) EPZ Link Road.	2,156.00 2,156.00 0.00 0.00	400.00 400.00 0.00 0.00	400.00 400.00 0.00 0.00	100.00 % 100.00 % 0.00 % 0.00 %	20.00 % 18.00 %	900.00 0.00 41.74 % 0.00 %	41.65%
1-Jul-10	to 31-Dec-13	Non-Donor Project						Taka Release : % of Allocation :	400.00 100.00 %
1,197	5041-5187	Construction of Karaikandi-Bancharampur-Jibongonj Bazar Road.	2,398.00 2,398.00 0.00 0.00	450.00 450.00 0.00 0.00	450.00 450.00 0.00 0.00	100.00 % 100.00 % 0.00 % 0.00 %	20.00 % 18.00 %	850.00 0.00 35.45 % 0.00 %	45.11%
1-Jul-10	to 31-Dec-13	Non-Donor Project						Taka Release : % of Allocation :	450.00 100.00 %
1,198	5041-5188	Construction of PC Girder Bridge (Palpara Bridge) on 3rd k.m. of Comilla-Burichang-Brahmanpara-Mirpur Road.	1,552.00 1,552.00 0.00 0.00	953.00 953.00 0.00 0.00	953.00 953.00 0.00 0.00	100.00 % 100.00 % 0.00 % 0.00 %	62.00 % 60.00 %	1,253.00 0.00 80.73 % 0.00 %	85.77%
1-Jan-11	to 31-Dec-12	Non-Donor Project						Taka Release : % of Allocation :	953.00 100.00 %

Project-wise Implementation Status of the project under Roads Division

Reporting Period: July 2012 To June 2013

RADP:2012-13

(Taka in Lakh)

SI No.	Ministry/Division Name Agency Name Project Code and Name		Project Cost	Target and Progress			Cumulative Progress upto Reporting Period		
				Financial		Physical (% of Total Project) A) Target B) Progress	Fin. Total PA (% of Projects Cost)	Physical Progress in %	
	Allocation	Expenditure							
	Implementation Period	Development Partner	A) Total B) Taka C) PA D) RPA	A) Total B) Taka C) PA D) RPA E) CDVAT	A) Total B) Taka C) PA D) RPA E) CDVAT	% of Allocation			
	1	2	3	4	5	6	7	8	9
1,199	5041-5189	Re-construction of 7 Bridge including Development and Expansion of Bianibazar part of Charkhi Shewla-Bianibazar-Baraigram Road.	4,029.00 4,029.00 0.00	350.00 350.00 0.00	350.00 350.00 0.00	100.00 % 100.00 % 0.00 %	9.00 % 8.00 % 0.00 %	1,200.00 0.00 29.78 % 0.00 %	29.10%
1-Dec-10 to 30-Jun-13	Non-Donor Project		0.00	0.00	0.00	0.00 %			
				0.00	0.00	0.00 %	Taka Release : % of Allocation :	350.00 100.00 %	
1,200	5041-5192	Development of Kotalipara-Raziar Road.	8,524.00 8,524.00 0.00	800.00 800.00 0.00	800.00 800.00 0.00	100.00 % 100.00 % 0.00 %	10.00 % 9.00 % 0.00 %	1,330.00 0.00 15.60 % 0.00 %	17.45%
1-Jun-10 to 30-Jun-13	Non-Donor Project		0.00	0.00	0.00	0.00 %			
				0.00	0.00	0.00 %	Taka Release : % of Allocation :	800.00 100.00 %	
1,201	5041-5193	Development of Nokla-Nalitabari-Sakula Land Port Road.	17,103.00 17,103.00 0.00	500.00 500.00 0.00	500.00 500.00 0.00	100.00 % 100.00 % 0.00 %	3.00 % 2.00 % 0.00 %	1,551.00 0.00 9.07 % 0.00 %	8.15%
1-Jan-11 to 30-Jun-13	Non-Donor Project		0.00	0.00	0.00	0.00 %			
				0.00	0.00	0.00 %	Taka Release : % of Allocation :	500.00 100.00 %	

Project-wise Implementation Status of the project under Roads Division

Reporting Period: July 2012 To June 2013

RADP:2012-13

(Taka in Lakh)

SI No.	Ministry/Division Name Agency Name Project Code and Name		Project Cost	Target and Progress			Cumulative Progress upto Reporting Period		
				Financial		Physical (% of Total Project) A) Target B) Progress	Fin. Total PA (% of Projects Cost)	Physical Progress in %	
	Allocation	Expenditure							
	Implementation Period	Development Partner	A) Total B) Taka C) PA D) RPA	A) Total B) Taka C) PA D) RPA E) CDVAT	A) Total B) Taka C) PA D) RPA E) CDVAT	% of Allocation			
	1	2	3	4	5	6	7	8	9
1,202	5041-5194	Construction of a Bridge from Sujanager to Lalanshah (on the Mujub barrage).	4,810.00 4,810.00 0.00	400.00 400.00 0.00	400.00 400.00 0.00	100.00 % 100.00 % 0.00 %	9.00 % 8.00 % 0.00 %	1,100.00 0.00 22.87 % 0.00 %	22.69%
1-Jul-10	to 30-Jun-13	Non-Donor Project	0.00	0.00	0.00	0.00 %			
				0.00	0.00	0.00 %	Taka Release : % of Allocation :	400.00 100.00 %	
1,203	5041-5195	Development of Mirzalur (Gari)-Sakhipur Road.	2,747.00 2,747.00 0.00	1,200.00 1,200.00 0.00	1,200.00 1,200.00 0.00	100.00 % 100.00 % 0.00 %	45.00 % 43.00 % 0.00 %	2,200.00 0.00 80.09 % 0.00 %	80.00%
1-Jan-11	to 31-Dec-13	Non-Donor Project	0.00	0.00	0.00	0.00 %			
				0.00	0.00	0.00 %	Taka Release : % of Allocation :	1,200.00 100.00 %	
1,204	5041-5196	Development of Ujanpur-Bajitpur-Austogram Road (Bajitpur-Austogram).	7,931.00 7,931.00 0.00	2,600.00 2,600.00 0.00	2,600.00 2,600.00 0.00	100.00 % 100.00 % 0.00 %	33.00 % 32.00 % 0.00 %	3,000.00 0.00 37.83 % 0.00 %	39.00%
1-Jan-11	to 30-Jun-13	Non-Donor Project	0.00	0.00	0.00	0.00 %			
				0.00	0.00	0.00 %	Taka Release : % of Allocation :	2,600.00 100.00 %	

Project-wise Implementation Status of the project under Roads Division

Reporting Period: July 2012 To June 2013

RADP:2012-13

(Taka in Lakh)

SI No.	Ministry/Division Name Agency Name Project Code and Name		Project Cost	Target and Progress			Cumulative Progress upto Reporting Period		
				Financial		Physical (% of Total Project) A) Target B) Progress	Fin. Total PA (% of Projects Cost)	Physical Progress in %	
	Allocation	Expenditure							
	Implementation Period	Development Partner	A) Total B) Taka C) PA D) RPA	A) Total B) Taka C) PA D) RPA E) CDVAT	A) Total B) Taka C) PA D) RPA E) CDVAT	% of Allocation			
	1	2	3	4	5	6	7	8	9
1,205	5041-5197	Development of Kishorgonj-Karimgonj-Mithamain Road (Chamraghat-Mithamain Part)	4,419.00 4,419.00 0.00	1,750.00 1,750.00 0.00	1,750.00 1,750.00 0.00	100.00 % 100.00 % 0.00 %	40.00 % 39.00 % 0.00 %	2,050.00 0.00 46.39 % 0.00 %	46.00 %
1-Jan-11 to 30-Jun-13	Non-Donor Project		0.00	0.00	0.00	0.00 %			
				0.00	0.00	0.00 %	Taka Release : % of Allocation :	1,750.00 100.00 %	
1,206	5041-5198	Construction of 3 bridges (Shaluavita, Paikortoli and Ghorachora) and Superstructure of Existing 3 Baily Bridges (Nailsapara, Fakirtola and Sonamukhi of Sirajgonj-Kazirpur-Dhunat Road.	3,766.00 3,766.00 0.00	700.00 700.00 0.00	700.00 700.00 0.00	100.00 % 100.00 % 0.00 %	20.00 % 18.00 % 0.00 %	1,800.00 0.00 47.80 % 0.00 %	47.21 %
31-Dec-10 to 30-Jun-14	Non-Donor Project		0.00	0.00	0.00	0.00 %			
				0.00	0.00	0.00 %	Taka Release : % of Allocation :	700.00 100.00 %	
1,207	5041-5061	Development of South Dasa Road including Ramasil bajar Link(Radhaganj).	8,817.00 8,817.00 0.00	300.00 300.00 0.00	300.00 300.00 0.00	100.00 % 100.00 % 0.00 %	5.00 % 3.00 % 0.00 %	550.00 0.00 6.24 % 0.00 %	6.67 %
1-Dec-10 to 30-Jun-13	Non-Donor Project		0.00	0.00	0.00	0.00 %			
				0.00	0.00	0.00 %	Taka Release : % of Allocation :	300.00 100.00 %	

Project-wise Implementation Status of the project under Roads Division

Reporting Period: July 2012 To June 2013

RADP:2012-13

(Taka in Lakh)

SI No.	Ministry/Division Name Agency Name Project Code and Name		Project Cost	Target and Progress			Cumulative Progress upto Reporting Period		
				Financial		Physical (% of Total Project) A) Target B) Progress	Fin. Total PA (% of Projects Cost)	Physical Progress in %	
	Allocation	Expenditure							
	Implementation Period	Development Partner	A) Total B) Taka C) PA D) RPA	A) Total B) Taka C) PA D) RPA E) CDVAT	A) Total B) Taka C) PA D) RPA E) CDVAT	% of Allocation			
	1	2	3	4	5	6	7	8	9
1,208	5041-5071	Development of Jhenaidah - Chuyadanga - Meherpur - Mujibanagara Road.	18,094.00 18,094.00 0.00	650.00 650.00 0.00	650.00 650.00 0.00	100.00 % 100.00 % 0.00 %	4.00 % 3.00 % 0.00 %	950.00 0.00 5.25 % 0.00 %	4.66%
1-Jan-11 to 31-Dec-13	Non-Donor Project		0.00	0.00	0.00	0.00 %			
			0.00	0.00	0.00	0.00 %		Taka Release : 650.00 % of Allocation : 100.00 %	
1,209	5041-5081	Up gradation of Jatrabari-Katchpur into 8 Lane (Polder Road)	12,028.00 12,028.00 0.00	600.00 600.00 0.00	600.00 600.00 0.00	100.00 % 100.00 % 0.00 %	5.00 % 5.00 % 0.00 %	700.00 0.00 5.82 % 0.00 %	5.83%
1-Jan-11 to 30-Jun-13	Non-Donor Project		0.00	0.00	0.00	0.00 %			
			0.00	0.00	0.00	0.00 %		Taka Release : 600.00 % of Allocation : 100.00 %	
1,210	5041-5101	Construction of Mirzapur - Warsi - Balia Road.	5,139.00 5,139.00 0.00	700.00 700.00 0.00	700.00 700.00 0.00	100.00 % 100.00 % 0.00 %	14.00 % 13.00 % 0.00 %	1,025.00 0.00 19.95 % 0.00 %	19.33%
1-Jan-11 to 30-Jun-13	Non-Donor Project		0.00	0.00	0.00	0.00 %			
			0.00	0.00	0.00	0.00 %		Taka Release : 700.00 % of Allocation : 100.00 %	

Project-wise Implementation Status of the project under Roads Division

Reporting Period: July 2012 To June 2013

RADP:2012-13

(Taka in Lakh)

SI No.	Ministry/Division Name Agency Name Project Code and Name		Project Cost	Target and Progress			Cumulative Progress upto Reporting Period		
				Financial		Physical (% of Total Project) A) Target B) Progress	Fin. Total PA (% of Projects Cost)	Physical Progress in %	
	Allocation	Expenditure							
	Implementation Period	Development Partner	A) Total B) Taka C) PA D) RPA	A) Total B) Taka C) PA D) RPA E) CDVAT	A) Total B) Taka C) PA D) RPA E) CDVAT	% of Allocation			
	1	2	3	4	5	6	7	8	9
1,211	5041-5121	Improvement of Banjaramapura - Homana - Road.	2,069.00 2,069.00 0.00 0.00	450.00 450.00 0.00 0.00	450.00 450.00 0.00 0.00	100.00 % 100.00 % 0.00 % 0.00 %	22.00 % 20.00 % 0.00 % 0.00 %	650.00 0.00 31.42 % 0.00 %	37.50 %
1-Jan-11	to 30-Jun-13	Non-Donor Project						Taka Release : % of Allocation :	450.00 100.00 %
1,212	5041-5126	Construction of 3 bridges in different Roads of Natore Road Section.	1,381.00 1,381.00 0.00 0.00	650.00 650.00 0.00 0.00	650.00 650.00 0.00 0.00	100.00 % 100.00 % 0.00 % 0.00 %	78.00 % 77.00 % 0.00 % 0.00 %	850.00 0.00 61.55 % 0.00 %	100.00 %
1-Jan-11	to 30-Jun-13	Non-Donor Project						Taka Release : % of Allocation :	650.00 100.00 %
1,213	5041-5131	Completion of Incomplete work of Gauripur - Kacuya - Hajiganj - Ramaganja Laksipur Road.	2,683.00 2,683.00 0.00 0.00	550.00 550.00 0.00 0.00	550.00 550.00 0.00 0.00	100.00 % 100.00 % 0.00 % 0.00 %	21.00 % 20.00 % 0.00 % 0.00 %	700.00 0.00 26.09 % 0.00 %	34.00 %
1-Jul-11	to 30-Jun-14	Non-Donor Project						Taka Release : % of Allocation :	550.00 100.00 %

Project-wise Implementation Status of the project under Roads Division

Reporting Period: July 2012 To June 2013

RADP:2012-13

(Taka in Lakh)

SI No.	Ministry/Division Name Agency Name Project Code and Name		Project Cost	Target and Progress			Cumulative Progress upto Reporting Period		
				Financial		Physical (% of Total Project) A) Target B) Progress	Fin. Total PA (% of Projects Cost)	Physical Progress in %	
	Allocation	Expenditure							
	Implementation Period	Development Partner	A) Total B) Taka C) PA D) RPA	A) Total B) Taka C) PA D) RPA E) CDVAT	A) Total B) Taka C) PA D) RPA E) CDVAT	% of Allocation			
	1	2	3	4	5	6	7	8	9
1,214	5041-5151	Development of Madaripur (Mostaphapur) - from kajiratek Bridge to Shariatpur Road into 4 Lane.	19,986.00 19,986.00 0.00	1.00 1.00 0.00	0.00 0.00 0.00	0.00 % 0.00 % 0.00 %	0.00 % 0.00 %	150.00 0.00 0.75 % 0.00 %	0.75%
1-Feb-11 to 30-Jun-13	Non-Donor Project		0.00	0.00	0.00	0.00 %			
				0.00	0.00	0.00 %	Taka Release : % of Allocation :	0.00 0.00 %	
1,215	5041-5161	Upgradation of Gabatali - Soyarighat (Badamtali) Road into 4-Lanes.	7,113.00 7,113.00 0.00	128.00 128.00 0.00	128.00 128.00 0.00	100.00 % 100.00 % 0.00 %	2.00 % 1.00 %	128.00 0.00 1.80 % 0.00 %	1.00%
1-Jan-11 to 31-Dec-13	Non-Donor Project		0.00	0.00	0.00	0.00 %			
				0.00	0.00	0.00 %	Taka Release : % of Allocation :	127.50 99.61 %	
1,216	5041-5171	Construction of Kushtia Town Bypass Road.	5,284.00 5,284.00 0.00	100.00 100.00 0.00	100.00 100.00 0.00	100.00 % 100.00 % 0.00 %	2.00 % 2.00 %	131.00 0.00 2.48 % 0.00 %	2.59%
1-Jan-11 to 30-Jun-13	Non-Donor Project		0.00	0.00	0.00	0.00 %			
				0.00	0.00	0.00 %	Taka Release : % of Allocation :	100.00 100.00 %	

Project-wise Implementation Status of the project under Roads Division

Reporting Period: July 2012 To June 2013

RADP:2012-13

(Taka in Lakh)

SI No.	Ministry/Division Name Agency Name Project Code and Name		Project Cost	Target and Progress			Cumulative Progress upto Reporting Period		
				Financial		Physical (% of Total Project) A) Target B) Progress	Fin. Total PA (% of Projects Cost)	Physical Progress in %	
	Allocation	Expenditure							
	Implementation Period	Development Partner	A) Total B) Taka C) PA D) RPA	A) Total B) Taka C) PA D) RPA E) CDVAT	A) Total B) Taka C) PA D) RPA E) CDVAT	% of Allocation			
	1	2	3	4	5	6	7	8	9
1,217	5041-5202	Construction of 5 bridges on Bagura - Sariyakandi Road.	2,267.00	700.00	700.00	100.00 %	31.00 %	900.00	52.05%
			2,267.00	700.00	700.00	100.00 %	30.00 %	0.00	
			0.00	0.00	0.00	0.00 %		39.70 %	
			0.00	0.00	0.00	0.00 %		0.00 %	
1-Jan-11	to 31-Dec-13	Non-Donor Project	0.00	0.00	0.00	0.00 %			
				0.00	0.00	0.00 %		Taka Release : 700.00	
					0.00	0.00 %		% of Allocation : 100.00 %	
1,218	5041-5203	Development of 16 roads Gopalganj District.	38,771.00	1.00	0.00	0.00 %	0.00 %	166.00	0.43%
			38,771.00	1.00	0.00	0.00 %	0.00 %	0.00	
			0.00	0.00	0.00	0.00 %	0.00 %	0.43 %	
			0.00	0.00	0.00	0.00 %		0.00 %	
1-Mar-11	to 30-Jun-13	Non-Donor Project	0.00	0.00	0.00	0.00 %			
				0.00	0.00	0.00 %		Taka Release : 0.00	
					0.00	0.00 %		% of Allocation : 0.00 %	
1,219	5041-5204	Development of Gopalganj (Barasi) Barani - Singipara (Tungipara) Road.	4,122.00	350.00	350.00	100.00 %	9.00 %	400.00	9.21%
			4,122.00	350.00	350.00	100.00 %	8.00 %	0.00	
			0.00	0.00	0.00	0.00 %		9.70 %	
			0.00	0.00	0.00	0.00 %		0.00 %	
1-Jan-11	to 30-Jun-13	Non-Donor Project	0.00	0.00	0.00	0.00 %			
				0.00	0.00	0.00 %		Taka Release : 350.00	
					0.00	0.00 %		% of Allocation : 100.00 %	

Project-wise Implementation Status of the project under Roads Division

Reporting Period: July 2012 To June 2013

RADP:2012-13

(Taka in Lakh)

SI No.	Ministry/Division Name Agency Name Project Code and Name		Project Cost	Target and Progress			Cumulative Progress upto Reporting Period		
				Financial		Physical (% of Total Project) A) Target B) Progress	Fin. Total PA (% of Projects Cost)	Physical Progress in %	
	Allocation	Expenditure							
	Implementation Period	Development Partner	A) Total B) Taka C) PA D) RPA	A) Total B) Taka C) PA D) RPA E) CDVAT	A) Total B) Taka C) PA D) RPA E) CDVAT	% of Allocation			
	1	2	3	4	5	6	7	8	9
1,220	5041-5205	Dakbangla Bazar-Gopalpur-Kaligonj Road Development.	2,426.00 2,426.00 0.00 0.00	800.00 800.00 0.00 0.00	800.00 800.00 0.00 0.00	100.00 % 100.00 % 0.00 % 0.00 %	33.00 % 32.00 % 49.46 % 0.00 %	1,200.00 0.00 49.46 % 0.00 %	48.48 %
1-Jul-11	to 30-Jun-13	Non-Donor Project	0.00	0.00	0.00	0.00 %			
				0.00	0.00	0.00 %	Taka Release : % of Allocation :	800.00 100.00 %	
1,221	5041-5218	Ramchandrapur turning (Railgate) to Bheramara Bazar via Bangura Upazilla Headquarter Road Reconstruction.	1,419.00 1,419.00 0.00 0.00	900.00 900.00 0.00 0.00	900.00 900.00 0.00 0.00	100.00 % 100.00 % 0.00 % 0.00 %	65.00 % 63.00 % 70.47 % 0.00 %	1,000.00 0.00 70.47 % 0.00 %	70.05 %
1-Mar-11	to 30-Jun-13	Non-Donor Project	0.00	0.00	0.00	0.00 %			
				0.00	0.00	0.00 %	Taka Release : % of Allocation :	900.00 100.00 %	
1,222	5041-5199	Development of Kurigram-Ulipur-Chitalmari Road.	1,967.00 1,967.00 0.00 0.00	350.00 350.00 0.00 0.00	350.00 350.00 0.00 0.00	100.00 % 100.00 % 0.00 % 0.00 %	20.00 % 17.00 % 22.88 % 0.00 %	450.00 0.00 22.88 % 0.00 %	17.00 %
1-Jul-11	to 30-Jun-14	Non-Donor Project	0.00	0.00	0.00	0.00 %			
				0.00	0.00	0.00 %	Taka Release : % of Allocation :	350.00 100.00 %	

Project-wise Implementation Status of the project under Roads Division

Reporting Period: July 2012 To June 2013

RADP:2012-13

(Taka in Lakh)

SI No.	Ministry/Division Name Agency Name Project Code and Name		Project Cost	Target and Progress			Cumulative Progress upto Reporting Period		
				Financial		Physical (% of Total Project) A) Target B) Progress	Fin. Total PA (% of Projects Cost)	Physical Progress in %	
	Allocation	Expenditure							
	Implementation Period	Development Partner	A) Total B) Taka C) PA D) RPA	A) Total B) Taka C) PA D) RPA E) CDVAT	A) Total B) Taka C) PA D) RPA E) CDVAT	% of Allocation			
	1	2	3	4	5	6	7	8	9
1,223	5041-5219	Development of Itna-Baraibari-Chamraghat Road (Z-3623).	7,625.00 7,625.00 0.00 0.00	800.00 800.00 0.00 0.00	800.00 800.00 0.00 0.00	100.00 % 100.00 % 0.00 % 0.00 %	11.00 % 10.00 % 0.00 % 0.00 %	800.00 0.00 10.49 % 0.00 %	15.08 %
1-Jul-11	to 31-Dec-13	Non-Donor Project	0.00	0.00	0.00	0.00 %			
				0.00	0.00	0.00 %	Taka Release : % of Allocation :	800.00 100.00 %	
1,224	5041-5222	Widening and Strengthening of Teknaf-Shahpari Iland Road.	1,681.00 1,681.00 0.00 0.00	1.00 1.00 0.00 0.00	0.00 0.00 0.00 0.00	0.00 % 0.00 % 0.00 % 0.00 %	0.00 % 0.00 % 0.00 % 0.00 %	0.00 0.00 0.00 % 0.00 %	0.00 %
1-Jul-11	to 30-Jun-13	Non-Donor Project	0.00	0.00	0.00	0.00 %			
				0.00	0.00	0.00 %	Taka Release : % of Allocation :	0.00 0.00 %	
1,225	5041-5223	Development of Jamalgonj-Sunamgonj Road.	4,632.00 4,632.00 0.00 0.00	400.00 400.00 0.00 0.00	400.00 400.00 0.00 0.00	100.00 % 100.00 % 0.00 % 0.00 %	9.00 % 8.00 % 0.00 % 0.00 %	500.00 0.00 10.79 % 0.00 %	10.16 %
1-Mar-11	to 30-Jun-13	Non-Donor Project	0.00	0.00	0.00	0.00 %			
				0.00	0.00	0.00 %	Taka Release : % of Allocation :	400.00 100.00 %	

Project-wise Implementation Status of the project under Roads Division

Reporting Period: July 2012 To June 2013

RADP:2012-13

(Taka in Lakh)

SI No.	Ministry/Division Name Agency Name Project Code and Name		Project Cost	Target and Progress			Cumulative Progress upto Reporting Period		
				Financial		Physical (% of Total Project) A) Target B) Progress	Fin. Total PA (% of Projects Cost)	Physical Progress in %	
	Allocation	Expenditure							
	Implementation Period	Development Partner	A) Total B) Taka C) PA D) RPA	A) Total B) Taka C) PA D) RPA E) CDVAT	A) Total B) Taka C) PA D) RPA E) CDVAT	% of Allocation			
	1	2	3	4	5	6	7	8	9
1,226	5041-5224	Rehabilitation of Existing Meghna Bridge.	43,664.00	41,664.00	41,664.00	100.00 %	96.00 %	43,664.00	100.00 %
			43,664.00	41,664.00	41,664.00	100.00 %	95.00 %	0.00	
			0.00	0.00	0.00	0.00 %		100.00 %	
			0.00	0.00	0.00	0.00 %		0.00 %	
1-Dec-11 to 30-Jun-13	Non-Donor Project		0.00	0.00	0.00	0.00 %			
			0.00	0.00	0.00	0.00 %			
				0.00	0.00	0.00 %		Taka Release : 41,664.00	
					0.00	0.00 %		% of Allocation : 100.00 %	
1,227	5041-5225	Development of Netrokona-Dharmapasha-Jamalgonj- Sunamgonj-Sylhet Road (Netrokona Portion) (R-370).	2,600.00	200.00	200.00	100.00 %	10.00 %	200.00	7.00 %
			2,600.00	200.00	200.00	100.00 %	7.00 %	0.00	
			0.00	0.00	0.00	0.00 %		7.69 %	
			0.00	0.00	0.00	0.00 %		0.00 %	
1-Jan-12 to 31-Dec-13	Non-Donor Project		0.00	0.00	0.00	0.00 %			
				0.00	0.00	0.00 %			
					0.00	0.00 %		Taka Release : 200.00	
					0.00	0.00 %		% of Allocation : 100.00 %	
1,228	5041-5226	Construction of Kamalapur Bridge at 16th KM of Baraitala-Maksodpur-Kashiani Road.	1,307.00	300.00	300.00	100.00 %	23.00 %	350.00	22.83 %
			1,307.00	300.00	300.00	100.00 %	22.00 %	0.00	
			0.00	0.00	0.00	0.00 %		26.78 %	
			0.00	0.00	0.00	0.00 %		0.00 %	
1-Jan-12 to 31-Dec-13	Non-Donor Project		0.00	0.00	0.00	0.00 %			
				0.00	0.00	0.00 %			
					0.00	0.00 %		Taka Release : 300.00	
					0.00	0.00 %		% of Allocation : 100.00 %	

Project-wise Implementation Status of the project under Roads Division

Reporting Period: July 2012 To June 2013

RADP:2012-13

(Taka in Lakh)

SI No.	Ministry/Division Name Agency Name Project Code and Name		Project Cost	Target and Progress			Cumulative Progress upto Reporting Period		
				Financial		Physical (% of Total Project) A) Target B) Progress	Fin. Total PA (% of Projects Cost)	Physical Progress in %	
	Allocation	Expenditure							
	Implementation Period	Development Partner	A) Total B) Taka C) PA D) RPA	A) Total B) Taka C) PA D) RPA E) CDVAT	A) Total B) Taka C) PA D) RPA E) CDVAT	% of Allocation			
	1	2	3	4	5	6	7	8	9
1,229	5041-5227	Development of Chandpur-Nanooপুর-Dokanghar-Harina Road and Chandra Hiemchar Road.	1,620.00 1,620.00 0.00	300.00 300.00 0.00	300.00 300.00 0.00	100.00 % 100.00 % 0.00 %	20.00 % 18.00 % 0.00 %	300.00 0.00 18.52 % 0.00 %	18.00 %
1-Jan-12 to 31-Dec-13	Non-Donor Project		0.00	0.00	0.00	0.00 %			
			0.00	0.00	0.00	0.00 %		Taka Release : 300.00 % of Allocation : 100.00 %	
1,230	5041-5228	Construction of Birishiri-Bijoyপুর Landport Road (with Madupara Connection).	5,302.00 5,302.00 0.00	200.00 200.00 0.00	200.00 200.00 0.00	100.00 % 100.00 % 0.00 %	4.00 % 3.00 % 0.00 %	200.00 0.00 3.77 % 0.00 %	3.00 %
1-Jan-12 to 31-Dec-14	Non-Donor Project		0.00	0.00	0.00	0.00 %			
			0.00	0.00	0.00	0.00 %		Taka Release : 200.00 % of Allocation : 100.00 %	
1,231	5041-5229	Construction of Border Road (Hatipagar-Sandhyakura-Dhanua-Kamalপুর) (Z-2814).	10,753.00 10,753.00 0.00	1.00 1.00 0.00	0.00 0.00 0.00	0.00 % 0.00 % 0.00 %	0.00 % 0.00 % 0.00 %	0.00 0.00 0.00 % 0.00 %	0.00 %
1-Jan-12 to 30-Jun-14	Non-Donor Project		0.00	0.00	0.00	0.00 %			
			0.00	0.00	0.00	0.00 %		Taka Release : 0.00 % of Allocation : 0.00 %	

Project-wise Implementation Status of the project under Roads Division

Reporting Period: July 2012 To June 2013

RADP:2012-13

(Taka in Lakh)

SI No.	Ministry/Division Name Agency Name Project Code and Name		Project Cost	Target and Progress			Cumulative Progress upto Reporting Period		
				Financial		Physical (% of Total Project) A) Target B) Progress	Fin. Total PA (% of Projects Cost)	Physical Progress in %	
	Allocation	Expenditure							
	Implementation Period	Development Partner	A) Total B) Taka C) PA D) RPA	A) Total B) Taka C) PA D) RPA E) CDVAT	A) Total B) Taka C) PA D) RPA E) CDVAT	% of Allocation			
	1	2	3	4	5	6	7	8	9
1,232	5041-5221	Technical Assistance for Sub-regional Project Preparatory Facility.	8,635.00	3,511.00	3,510.00	99.97 %	40.00 %	3,525.00	40.17 %
			1,989.00	789.00	788.00	99.87 %	40.00 %	2,722.00	
			6,646.00	2,722.00	2,722.00	100.00 %		40.82 %	
1-Jul-10	to 30-Jun-13	ADB	3,271.00	571.00	571.00	100.00 %		40.96 %	
				0.00	0.00	0.00 %		Taka Release : 789.00	
								% of Allocation : 100.00 %	
1,233	5041-5232	Technical Assistance for Road Safety Improvement Programme.	458.00	456.00	455.00	99.78 %	100.00 %	455.00	99.00 %
			15.00	15.00	14.00	93.33 %	99.00 %	441.00	
			443.00	441.00	441.00	100.00 %		99.34 %	
1-Jul-11	to 30-Jun-13	ADB	0.00	0.00	0.00	0.00 %		99.55 %	
				0.00	0.00	0.00 %		Taka Release : 14.50	
								% of Allocation : 96.67 %	
1,234	5041-5233	Construction of Additional 3 Bridges with 7th Bangladesh-China Friendship (Kazirtek bridge) Bridge on the Arial Khan River of Madaripur (Mostafapur) -Shariatpur-Chandpur Road.	27,527.00	11,869.00	11,869.00	100.00 %	43.00 %	11,869.00	40.00 %
			7,509.00	2,729.00	2,729.00	100.00 %	40.00 %	9,140.00	
			20,018.00	9,140.00	9,140.00	100.00 %		43.12 %	
1-May-12	to 30-Jun-14	China	0.00	0.00	0.00	0.00 %		45.66 %	
				600.00	0.00	0.00 %		Taka Release : 2,729.00	
								% of Allocation : 100.00 %	

Project-wise Implementation Status of the project under Roads Division

Reporting Period: July 2012 To June 2013

RADP:2012-13

(Taka in Lakh)

SI No.	Ministry/Division Name Agency Name Project Code and Name		Project Cost	Target and Progress			Cumulative Progress upto Reporting Period		
				Financial		Physical (% of Total Project) A) Target B) Progress	Fin. Total PA (% of Projects Cost)	Physical Progress in %	
	Allocation	Expenditure							
	Implementation Period	Development Partner	A) Total B) Taka C) PA D) RPA	A) Total B) Taka C) PA D) RPA E) CDVAT	A) Total B) Taka C) PA D) RPA E) CDVAT	% of Allocation			
	1	2	3	4	5	6	7	8	9
1,235	5041-5231	Construction of Paira Bridge (Lebokhali Bridge) over the Paira River on the Barisal-Patuakhali Highway.	41,329.00 7,703.00 33,626.00 14,949.00	322.00 22.00 300.00 50.00 0.00	22.00 22.00 0.00 0.00 0.00	6.83 % 100.00 % 0.00 % 0.00 % 0.00 %	1.00 % 1.00 %	22.00 0.00 0.05 % 0.00 %	1.00%
1-Apr-12	to 31-Dec-16	KDF						Taka Release : 22.00 % of Allocation : 100.00 %	
1,236	5041-5235	Construction/Rehabilitation of Ferries and Pontoons	12,900.00 12,900.00 0.00 0.00	1.00 1.00 0.00 0.00	0.00 0.00 0.00 0.00	0.00 % 0.00 % 0.00 % 0.00 %	0.00 % 0.00 %	0.00 0.00 0.00 % 0.00 %	0.00%
1-Jul-12	to 31-Dec-14	Non-Donor Project						Taka Release : 0.00 % of Allocation : 0.00 %	
1,237	5041-5237	Construction of Haluaghat-Munshirhat-Dobaura Road.	4,104.00 4,104.00 0.00 0.00	10.00 10.00 0.00 0.00	10.00 10.00 0.00 0.00	100.00 % 100.00 % 0.00 % 0.00 %	1.00 % 1.00 %	10.00 0.00 0.24 % 0.00 %	1.00%
1-Jul-12	to 30-Jun-14	Non-Donor Project						Taka Release : 10.00 % of Allocation : 100.00 %	

Project-wise Implementation Status of the project under Roads Division

Reporting Period: July 2012 To June 2013

RADP:2012-13

(Taka in Lakh)

SI No.	Ministry/Division Name Agency Name Project Code and Name		Project Cost A) Total B) Taka C) PA D) RPA	Target and Progress			Cumulative Progress upto Reporting Period	
				Financial		Physical (% of Total Project) A) Target B) Progress	Fin. Total PA (% of Projects Cost)	Physical Progress in %
	Allocation	Expenditure						
Implementation Period	Development Partner		A) Total B) Taka C) PA D) RPA E) CDVAT	A) Total B) Taka C) PA D) RPA E) CDVAT	% of Allocation			
1	2	3	4	5	6	7	8	9
1,238	5041-5238	Construction of Khulna (Gallamari)-Batiaghata-Dacope-Nalian Forest Road.	8,226.00 8,226.00 0.00 0.00	10.00 10.00 0.00 0.00	100.00 % 100.00 % 0.00 % 0.00 %	1.00 % 1.00 %	10.00 0.00 0.12 % 0.00 %	1.00 %
1-Jul-12 to 31-Dec-15	Non-Donor Project		0.00	0.00	0.00 %			
			0.00	0.00	0.00 %		Taka Release : 10.00 % of Allocation : 100.00 %	
1,239	5041-5234	Greater Dhaka Sustainable Urban Transport Project (BRT Gazipur-Airport).	203,985.00 38,915.00 165,070.00 0.00	4.00 4.00 0.00 0.00	100.00 % 100.00 % 0.00 % 0.00 %	1.00 % 1.00 %	4.00 0.00 0.00 % 0.00 %	1.00 %
1-Dec-12 to 31-Dec-16	ADB, GEF		0.00	0.00	0.00 %			
			0.00	0.00	0.00 %		Taka Release : 4.00 % of Allocation : 100.00 %	
1,240	5041-5239	Construction of the Super Structures of the 2 PC Girder Bridges and 4 Baily Bridges on the Ullapara-Purnimagati-Tarash and Porabari-Kamaghanda-Nalka Roads.	4,494.00 4,494.00 0.00 0.00	1.00 1.00 0.00 0.00	0.00 % 0.00 % 0.00 % 0.00 %	0.00 % 0.00 %	0.00 0.00 0.00 % 0.00 %	0.00 %
1-Jan-13 to 31-Dec-14	Non-Donor Project		0.00	0.00	0.00 %			
			0.00	0.00	0.00 %		Taka Release : 0.00 % of Allocation : 0.00 %	

Project-wise Implementation Status of the project under Roads Division

Reporting Period: July 2012 To June 2013

RADP:2012-13

(Taka in Lakh)

SI No.	Ministry/Division Name Agency Name Project Code and Name		Project Cost	Target and Progress			Cumulative Progress upto Reporting Period		
				Financial		Physical (% of Total Project) A) Target B) Progress	Fin. Total PA (% of Projects Cost)	Physical Progress in %	
	Allocation	Expenditure							
	Implementation Period	Development Partner	A) Total B) Taka C) PA D) RPA	A) Total B) Taka C) PA D) RPA E) CDVAT	A) Total B) Taka C) PA D) RPA E) CDVAT	% of Allocation			
	1	2	3	4	5	6	7	8	9

Executing Agency Total	2,255,395.00	339,105.76	337,813.76	99.62 %	Taka Release :	302,403.45
	1,792,572.00	302,473.74	302,195.74	99.91 %	% of Allocation :	99.98 %
	462,823.00	36,632.02	35,618.02	97.23 %		
	136,301.00	15,213.00	15,004.00	98.63 %		
		600.00	0.00	0.00 %		

Bangladesh Road Transport Corporation

1,241	5005-7380	Procurement of Double Decker, Single Decker AC and Articulated Buses for BRTC.	30,334.00	22,706.00	22,517.75	99.17 %	74.00 %	28,163.75	82.60 %
			25,425.00	5,708.00	5,519.75	96.70 %	72.00 %	21,030.00	
			4,909.00	16,998.00	16,998.00	100.00 %		92.85 %	
			0.00	0.00	0.00	0.00 %		428.40 %	
1-Dec-10 to 31-Dec-13		India		0.00	0.00	0.00 %			
				5,358.00	0.00	0.00 %		Taka Release :	5,519.75
								% of Allocation :	96.70 %
1,242	5005-5012	Construction of BRTC Training Institute at Tongipara.	1,010.00	292.00	150.00	51.37 %	29.00 %	150.00	15.00 %
			1,010.00	292.00	150.00	51.37 %	15.00 %	0.00	
			0.00	0.00	0.00	0.00 %		14.85 %	
			0.00	0.00	0.00	0.00 %		0.00 %	
1-Dec-12 to 31-Dec-14		Non-Donor Project		0.00	0.00	0.00 %		Taka Release :	150.00
				0.00	0.00	0.00 %		% of Allocation :	51.37 %

Project-wise Implementation Status of the project under Roads Division

Reporting Period: July 2012 To June 2013

RADP:2012-13

(Taka in Lakh)

SI No.	Ministry/Division Name Agency Name Project Code and Name		Project Cost	Target and Progress			Cumulative Progress upto Reporting Period		
				Financial		Physical (% of Total Project) A) Target B) Progress	Fin. Total PA (% of Projects Cost)	Physical Progress in %	
	Allocation	Expenditure							
	Implementation Period	Development Partner	A) Total B) Taka C) PA D) RPA	A) Total B) Taka C) PA D) RPA E) CDVAT	A) Total B) Taka C) PA D) RPA E) CDVAT	% of Allocation			
	1	2	3	4	5	6	7	8	9

Executing Agency Total	31,344.00	22,998.00	22,667.75	98.56 %	Taka Release :	5,669.75
	26,435.00	6,000.00	5,669.75	94.50 %	% of Allocation :	94.50 %
	4,909.00	16,998.00	16,998.00	100.00 %		
	0.00	0.00	0.00	0.00 %		
		5,358.00	0.00	0.00 %		

Dhaka Transport Co-ordination Authority (DTCA)

1,243	5005-5236	Dhaka Mass Transit Development Project.	2,198,507.00	200.00	76.50	38.25 %	1.00 %	76.50	1.00 %
			539,048.00	200.00	76.50	38.25 %	1.00 %	0.00	
			1,659,459.00	0.00	0.00	0.00 %		0.00 %	
			0.00	0.00	0.00	0.00 %		0.00 %	
1-Jul-12	to 30-Jun-24	JICA		0.00	0.00	0.00 %			
				0.00	0.00	0.00 %			
							Taka Release :	98.00	
							% of Allocation :	49.00 %	

Executing Agency Total	2,198,507.00	200.00	76.50	38.25 %	Taka Release :	98.00
	539,048.00	200.00	76.50	38.25 %	% of Allocation :	49.00 %
	1,659,459.00	0.00	0.00	0.00 %		
	0.00	0.00	0.00	0.00 %		
		0.00	0.00	0.00 %		

Project-wise Implementation Status of the project under Roads Division

Reporting Period: July 2012 To June 2013

RADP:2012-13

(Taka in Lakh)

SI No.	Ministry/Division Name Agency Name Project Code and Name		Project Cost	Target and Progress			Cumulative Progress upto Reporting Period		
				Financial		Physical (% of Total Project) A) Target B) Progress	Fin. Total PA (% of Projects Cost)	Physical Progress in %	
	Allocation	Expenditure							
	Implementation Period	Development Partner	A) Total B) Taka C) PA D) RPA	A) Total B) Taka C) PA D) RPA E) CDVAT	A) Total B) Taka C) PA D) RPA E) CDVAT	% of Allocation			
	1	2	3	4	5	6	7	8	9
Ministry Total			4,485,246.00	362,303.76	360,558.01	99.52 %			
			2,358,055.00	308,673.74	307,941.99	99.76 %			
			2,127,191.00	53,630.02	52,616.02	98.11 %			
			136,301.00	15,213.00	15,004.00	98.63 %			
				5,958.00	0.00	0.00 %			
							Taka Release :	308,171.20	
							% of Allocation :	99.84 %	

Project-wise Implementation Status of the project under Ministry of Railway

Reporting Period: July 2012 To June 2013

RADP:2012-13

(Taka in Lakh)

SI No.	Ministry/Division Name Agency Name Project Code and Name		Project Cost	Target and Progress			Cumulative Progress upto Reporting Period		
				Financial		Physical (% of Total Project) A) Target B) Progress	Fin. Total PA (% of Projects Cost)	Physical Progress in %	
	Allocation	Expenditure							
	Implementation Period	Development Partner	A) Total B) Taka C) PA D) RPA	A) Total B) Taka C) PA D) RPA E) CDVAT	A) Total B) Taka C) PA D) RPA E) CDVAT	% of Allocation			
	1	2	3	4	5	6	7	8	9

Ministry of Railway
Bangladesh Railway

1,244	5131-9050	Bangladesh Railway Sector Improvement Project (Bangladesh Railway Reforms Component).	25,125.00 5,025.00 20,100.00 0.00	6,425.00 1,500.00 4,925.00 0.00	3,221.86 1,462.42 1,759.44 0.00	50.15 % 97.49 % 35.72 % 0.00 %	25.57 % 51.15 % 28.01 % 25.48 %	7,037.56 5,120.59 28.01 % 25.48 %	58.01 %
1-Jul-06	to 30-Jun-13	ADB		1,250.00	1,250.00	100.00 %	Taka Release : % of Allocation :	1,500.00 100.00 %	
1,245	5131-9040	Bangladesh Railway Sector Improvement Project - Construction of Double line between Tongi & Bhairabazar with Signalling System Component.	203,675.60 63,203.70 140,471.90 0.00	48,890.00 9,140.00 39,750.00 0.00	48,764.36 8,953.58 39,810.78 0.00	99.74 % 97.96 % 100.15 % 0.00 %	28.00 % 31.44 % 41.23 % 44.31 %	83,970.07 62,241.23 41.23 % 44.31 %	42.89 %
1-Jul-06	to 31-Dec-14	ADB		4,500.00	4,385.65	97.46 %	Taka Release : % of Allocation :	9,140.00 100.00 %	
1,246	5131-9060	Procurement of 1 BG, and 1 MG Mixed under wheel Lath Machine	2,032.60 2,032.60 0.00 0.00	76.00 76.00 0.00 0.00	73.42 73.42 0.00 0.00	96.61 % 96.61 % 0.00 % 0.00 %	100.00 % 100.00 % 94.84 % 0.00 %	1,927.62 0.00 94.84 % 0.00 %	100.00 %
1-Jul-06	to 30-Jun-14	Non-Donor Project		0.00	0.00	0.00 %	Taka Release : % of Allocation :	76.00 100.00 %	

Project-wise Implementation Status of the project under Ministry of Railway

Reporting Period: July 2012 To June 2013

RADP:2012-13

(Taka in Lakh)

SI No.	Ministry/Division Name Agency Name Project Code and Name		Project Cost A) Total B) Taka C) PA D) RPA	Target and Progress			Cumulative Progress upto Reporting Period		
				Financial		Physical (% of Total Project) A) Target B) Progress	Fin. Total PA (% of Projects Cost)	Physical Progress in %	
	Allocation	Expenditure							
1	2	3	4	5	6	7	8	9	
1,247	5131-9070	Rehabilitation of Fouzderhat CGPY-SRV-Chittagong Section of East Zone.	8,722.49 8,722.49 0.00 0.00	2,265.00 2,265.00 0.00 0.00	2,138.00 2,138.00 0.00 0.00	94.39 % 94.39 % 0.00 % 0.00 %	12.70 % 12.70 % 0.00 % 0.00 %	8,268.88 0.00 94.80 % 0.00 %	100.00 %
1-Jul-07	to 30-Jun-13	Non-Donor Project						Taka Release : 2,274.00 % of Allocation : 100.40 %	
1,248	5131-5021	Technical Assistance Project for Institutional Support of Bangladesh Railway.	1,598.00 204.00 1,394.00 0.00	192.00 22.00 170.00 0.00	175.45 11.23 164.22 0.00	91.38 % 51.05 % 96.60 % 0.00 %	12.01 % 10.97 % 72.57 % 74.80 %	1,159.59 1,042.70 72.57 % 74.80 %	72.00 %
1-Jul-07	to 30-Jun-13	ADB						Taka Release : 15.50 % of Allocation : 70.45 %	
1,249	5131-6533	Rehabilitation of Rajshahi-Rohanpur Border and Amnura-Chapainabaganj Sections of Bangladesb Railway	15,546.70 15,546.70 0.00 0.00	800.00 800.00 0.00 0.00	749.07 749.07 0.00 0.00	93.63 % 93.63 % 0.00 % 0.00 %	4.88 % 4.88 % 0.00 % 0.00 %	14,898.34 0.00 95.83 % 0.00 %	100.00 %
1-Jul-07	to 30-Jun-13	Non-Donor Project						Taka Release : 1,000.00 % of Allocation : 125.00 %	

Project-wise Implementation Status of the project under Ministry of Railway

Reporting Period: July 2012 To June 2013

RADP:2012-13

(Taka in Lakh)

SI No.	Ministry/Division Name Agency Name Project Code and Name		Project Cost	Target and Progress			Cumulative Progress upto Reporting Period		
				Financial		Physical (% of Total Project) A) Target B) Progress	Fin. Total PA (% of Projects Cost)	Physical Progress in %	
	Allocation	Expenditure							
	Implementation Period	Development Partner	A) Total B) Taka C) PA D) RPA	A) Total B) Taka C) PA D) RPA E) CDVAT	A) Total B) Taka C) PA D) RPA E) CDVAT	% of Allocation			
	1	2	3	4	5	6	7	8	9
1,250	5131-6534	Rehabilitation of Lalmonirhat-Burimari Sections of Bangladesh Railway.	17,470.25 17,470.25 0.00 0.00	505.00 505.00 0.00 0.00	505.00 505.00 0.00 0.00	100.00 % 100.00 % 0.00 % 0.00 %	2.44 % 2.44 % 0.00 % 0.00 %	17,308.15 0.00 99.07 % 0.00 %	100.00 %
1-Jul-07	to 30-Jun-13	Non-Donor Project	0.00	0.00	0.00	0.00 %			
				0.00	0.00	0.00 %	Taka Release : % of Allocation :	805.00 159.41 %	
1,251	5131-6536	Re-modeling of Khulna Railway Station Yard and Benapole Railway Station Development of Operational Facilities	7,578.32 7,578.32 0.00 0.00	1.00 1.00 0.00 0.00	0.00 0.00 0.00 0.00	0.00 % 0.00 % 0.00 % 0.00 %	35.00 % 0.00 % 0.00 % 0.00 %	1,692.96 0.00 22.34 % 0.00 %	45.13 %
1-Jul-07	to 30-Jun-13	Non-Donor Project	0.00	0.00	0.00	0.00 %			
				0.00	0.00	0.00 %	Taka Release : % of Allocation :	0.00 0.00 %	
1,252	5131-6538	Dhaka-Chittagong Railway Developmet Project (Pahartali Workshop Development Part).	14,618.67 3,240.05 11,378.62 0.00	1.00 1.00 0.00 0.00	0.47 0.47 0.00 0.00	47.00 % 47.00 % 0.00 % 0.00 %	0.00 % 0.00 % 0.00 % 0.00 %	4.10 0.00 0.03 % 0.00 %	0.39 %
1-Jul-07	to 30-Jun-14	JBIC	0.00	0.00	0.00	0.00 %			
				0.00	0.00	0.00 %	Taka Release : % of Allocation :	1.00 100.00 %	

Project-wise Implementation Status of the project under Ministry of Railway

Reporting Period: July 2012 To June 2013

RADP:2012-13

(Taka in Lakh)

SI No.	Ministry/Division Name Agency Name Project Code and Name		Project Cost	Target and Progress			Cumulative Progress upto Reporting Period		
				Financial		Physical (% of Total Project) A) Target B) Progress	Fin. Total PA (% of Projects Cost)	Physical Progress in %	
	Allocation	Expenditure							
	Implementation Period	Development Partner	A) Total B) Taka C) PA D) RPA	A) Total B) Taka C) PA D) RPA E) CDVAT	A) Total B) Taka C) PA D) RPA E) CDVAT	% of Allocation			
	1	2	3	4	5	6	7	8	9
1,253	5131-6539	Procurement of 11Metergauge Locomotive.	48,073.15 14,535.87 33,537.28	160.00 30.00 130.00	152.17 28.21 123.96	95.11 % 94.03 % 95.35 %	10.00 % 10.00 %	5,013.64 4,651.63 10.43 % 13.87 %	11.00%
1-Jul-07	to 30-Jun-16	JBIC	0.00	0.00	0.00	0.00 %			
				0.00	0.00	0.00 %	Taka Release : % of Allocation :	37.50 125.00 %	
1,254	5131-6540	Consulting Engineering Services for Dhaka-Chittagong Railway Development Project and Skill Development Programme (Part Project)	13,677.15 1,292.80 12,384.35 4,635.00	2,805.00 470.00 2,335.00 587.00	2,160.55 464.74 1,695.81 530.40	77.02 % 98.88 % 72.63 % 90.36 %	20.00 % 15.40 %	7,799.87 6,591.80 57.03 % 53.23 %	60.00%
1-Jul-07	to 30-Jun-14	JBIC							
				0.00	0.00	0.00 %	Taka Release : % of Allocation :	468.75 99.73 %	
1,255	5131-6541	Rehabilitation of Gouripur-Jarea Jhanjail and Shamgonj- Mohongonj Section Of Bangladesh Railway.	18,090.22 18,090.22 0.00 0.00	55.00 55.00 0.00 0.00	54.97 54.97 0.00 0.00	99.95 % 99.95 % 0.00 % 0.00 %	7.00 % 7.00 %	17,669.14 0.00 97.67 % 0.00 %	97.67%
1-Jul-07	to 30-Jun-13	Non-Donor Project							
				0.00	0.00	0.00 %	Taka Release : % of Allocation :	100.00 181.82 %	

Project-wise Implementation Status of the project under Ministry of Railway

Reporting Period: July 2012 To June 2013

RADP:2012-13

(Taka in Lakh)

SI No.	Ministry/Division Name Agency Name Project Code and Name		Project Cost	Target and Progress			Cumulative Progress upto Reporting Period		
				Financial		Physical (% of Total Project) A) Target B) Progress	Fin. Total PA (% of Projects Cost)	Physical Progress in %	
	Allocation	Expenditure							
	Implementation Period	Development Partner	A) Total B) Taka C) PA D) RPA	A) Total B) Taka C) PA D) RPA E) CDVAT	A) Total B) Taka C) PA D) RPA E) CDVAT	% of Allocation			
	1	2	3	4	5	6	7	8	9
1,256	5131-5022	Technical Assistance by World Bank for Providing Services as Feability Study, Study for Safeguard Policies, Detailed Engineering Design, Tendering Service	1,382.00 160.00 1,222.00 0.00	1.00 1.00 0.00 0.00	0.00 0.00 0.00 0.00	0.00 % 0.00 % 0.00 % 0.00 %	0.00 % 0.00 % 0.00 % 0.00 %	2.11 0.00 0.15 % 0.00 %	0.60 %
	1-Jul-07 to 30-Jun-13	World Bank						Taka Release : % of Allocation :	0.00 0.00 %
1,257	5131-7205	Technical Assistance for the Preparation of a Project Towards Implementation of 'Export Infrastructure Development Project' under World Bank (WB) Financing.	1,102.46 91.22 1,011.24 0.00	1.00 1.00 0.00 0.00	0.00 0.00 0.00 0.00	0.00 % 0.00 % 0.00 % 0.00 %	0.00 % 0.00 % 0.00 % 0.00 %	7.35 0.00 0.67 % 0.00 %	0.70 %
	1-May-08 to 31-Mar-13	World Bank						Taka Release : % of Allocation :	0.00 0.00 %
1,258	5131-6610	Conversion of Parbotipur- Kanchan- Panchaghar and Kanchan- Birol Metre Gauge Section into Dual Gauge and Birol Station - Birol Border Section into Broad Gauge of Bangladesh Railway.	98,171.00 98,171.00 0.00 0.00	15,000.00 15,000.00 0.00 0.00	11,745.02 11,745.02 0.00 0.00	78.30 % 78.30 % 0.00 % 0.00 %	23.00 % 13.72 % 0.00 % 0.00 %	72,960.11 0.00 74.32 % 0.00 %	74.19 %
	1-Jul-09 to 30-Jun-13	Non-Donor Project						Taka Release : % of Allocation :	15,000.00 100.00 %

Project-wise Implementation Status of the project under Ministry of Railway

Reporting Period: July 2012 To June 2013

RADP:2012-13

(Taka in Lakh)

SI No.	Ministry/Division Name Agency Name Project Code and Name		Project Cost	Target and Progress			Cumulative Progress upto Reporting Period		
				Financial		Physical (% of Total Project) A) Target B) Progress	Fin. Total PA (% of Projects Cost)	Physical Progress in %	
	Allocation	Expenditure							
	Implementation Period	Development Partner	A) Total B) Taka C) PA D) RPA	A) Total B) Taka C) PA D) RPA E) CDVAT	A) Total B) Taka C) PA D) RPA E) CDVAT	% of Allocation			
	1	2	3	4	5	6	7	8	9
1,259	5131-6640	Dhaka-Chittagong Railway Development Project (Construction of Track Doubling between Laksham and Chinki Astana Component) Project.	152,532.08 92,809.28 59,722.80	52,513.00 30,513.00 22,000.00	52,409.38 30,423.38 21,986.00	99.80 % 99.71 % 99.94 %	40.00 % 29.00 % 46.14 % 47.11 %	70,385.67 28,137.95 46.14 % 47.11 %	44.00 %
1-Jul-07 to 30-Jun-15	JBIC		0.00	0.00	0.00	0.00 %			
				3,000.00	2,999.99	100.00 %	Taka Release : % of Allocation :	30,513.00 100.00 %	
1,260	5131-5070	Dhaka-Chittagong Railway Development Project (Chittagong Railway Station Yard Remodeling Component).	25,171.94 18,952.23 6,219.71 2,377.00	7,377.00 4,516.00 2,861.00 0.00	5,785.58 4,292.85 1,492.73 0.00	78.43 % 95.06 % 52.18 % 0.00 %	40.00 % 30.00 % 46.95 %	8,860.40 2,920.26 35.20 % 46.95 %	34.00 %
1-Jul-07 to 30-Jun-13	JBIC			500.00	292.93	58.59 %	Taka Release : % of Allocation :	4,516.00 100.00 %	
1,261	5131-9061	Rehabilitation of the Mymensing-Jamalpur-Dewangonj Bazar Section of Bangladesh Railway.	21,298.00 21,298.00 0.00 0.00	3,100.00 3,100.00 0.00 0.00	1,605.36 1,605.36 0.00 0.00	51.79 % 51.79 % 0.00 % 0.00 %	16.00 % 10.50 % 77.23 % 0.00 %	16,447.59 0.00 77.23 % 0.00 %	94.50 %
1-Mar-09 to 31-Dec-13	Non-Donor Project			0.00	0.00	0.00 %	Taka Release : % of Allocation :	2,420.00 78.06 %	

Project-wise Implementation Status of the project under Ministry of Railway

Reporting Period: July 2012 To June 2013

RADP:2012-13

(Taka in Lakh)

SI No.	Ministry/Division Name Agency Name Project Code and Name		Project Cost	Target and Progress			Cumulative Progress upto Reporting Period		
				Financial		Physical (% of Total Project) A) Target B) Progress	Fin. Total PA (% of Projects Cost)	Physical Progress in %	
	Allocation	Expenditure							
	Implementation Period	Development Partner	A) Total B) Taka C) PA D) RPA	A) Total B) Taka C) PA D) RPA E) CDVAT	A) Total B) Taka C) PA D) RPA E) CDVAT	% of Allocation			
	1	2	3	4	5	6	7	8	9
1,262	5131-9090	Rehabilitation of 60 BG and 200 MG Passengers Vehicles of Bangladesh Railway.	12,226.00 12,226.00 0.00	2,750.00 2,750.00 0.00	2,746.00 2,746.00 0.00	99.85 % 99.85 % 0.00 %	38.00 % 38.00 % 0.00 %	7,780.36 0.00 63.64 % 0.00 %	60.00%
1-Jul-09	to 30-Jun-13	Non-Donor Project	0.00	0.00	0.00	0.00 %			
				80.00	80.00	100.00 %	Taka Release : % of Allocation :	2,750.00 100.00 %	
1,263	5131-5330	Export Infrastructure Development Project	114,043.00 28,980.00 85,063.00 0.00	1.00 1.00 0.00 0.00	0.00 0.00 0.00 0.00	0.00 % 0.00 % 0.00 % 0.00 %	0.00 % 0.00 % 0.00 % 0.00 %	0.00 0.00 0.00 % 0.00 %	0.00%
1-Jul-09	to 30-Jun-13	World Bank							
				0.00	0.00	0.00 %	Taka Release : % of Allocation :	0.00 0.00 %	
1,264	5131-5340	Balance Works of Bangladesh Railway Main line Section Rehabilitation (West Zone) Project.	14,987.32 14,987.32 0.00	8,043.00 8,043.00 0.00	8,043.00 8,043.00 0.00	100.00 % 100.00 % 0.00 %	50.00 % 50.00 % 0.00 %	11,574.88 0.00 77.23 % 0.00 %	80.00%
1-Jul-09	to 31-Dec-13	Non-Donor Project	0.00	0.00	0.00	0.00 %			
				0.00	0.00	0.00 %	Taka Release : % of Allocation :	8,043.50 100.01 %	

Project-wise Implementation Status of the project under Ministry of Railway

Reporting Period: July 2012 To June 2013

RADP:2012-13

(Taka in Lakh)

SI No.	Ministry/Division Name Agency Name Project Code and Name		Project Cost	Target and Progress			Cumulative Progress upto Reporting Period		
				Financial		Physical (% of Total Project) A) Target B) Progress	Fin. Total PA (% of Projects Cost)	Physical Progress in %	
	Allocation	Expenditure							
	Implementation Period	Development Partner	A) Total B) Taka C) PA D) RPA	A) Total B) Taka C) PA D) RPA E) CDVAT	A) Total B) Taka C) PA D) RPA E) CDVAT	% of Allocation			
	1	2	3	4	5	6	7	8	9
1,265	5131-5350	Modernization of Saidpur Railway Workshop	12,222.00 12,222.00 0.00 0.00	2,427.00 2,427.00 0.00 0.00	2,244.23 2,244.23 0.00 0.00	92.47 % 92.47 % 0.00 % 0.00 %	19.85 % 18.35 % 0.00 % 0.00 %	8,967.29 0.00 73.37 % 0.00 %	73.37 %
	1-Mar-09 to 30-Jun-13	Non-Donor Project		0.00 0.00	0.00 0.00	0.00 % 0.00 %			
				1,450.00	1,450.00	100.00 %	Taka Release : % of Allocation :	2,427.00 100.00 %	
1,266	5131-5360	Procurement of one 60 Metric Tons Capacity M.G. and one 80 Metric Tons Capacity B.G. Crane.	11,730.50 11,730.50 0.00 0.00	1,020.00 1,020.00 0.00 0.00	983.87 983.87 0.00 0.00	96.46 % 96.46 % 0.00 % 0.00 %	100.00 % 100.00 % 0.00 % 0.00 %	10,847.39 0.00 92.47 % 0.00 %	100.00 %
	15-Mar-09 to 30-Sep-13	Non-Donor Project		0.00 0.00	0.00 0.00	0.00 % 0.00 %			
				0.00	0.00	0.00 %	Taka Release : % of Allocation :	1,020.00 100.00 %	
1,267	5131-7300	Rehabilitation of Syedpur_Chilhati Section of Bangladesh Railway.	18,163.94 18,163.94 0.00 0.00	5,000.00 5,000.00 0.00 0.00	4,910.35 4,910.35 0.00 0.00	98.21 % 98.21 % 0.00 % 0.00 %	42.48 % 22.12 % 0.00 % 0.00 %	13,900.86 0.00 76.53 % 0.00 %	79.64 %
	1-Jul-09 to 31-Dec-13	Non-Donor Project		0.00 0.00	0.00 0.00	0.00 % 0.00 %			
				0.00	0.00	0.00 %	Taka Release : % of Allocation :	5,000.00 100.00 %	

Project-wise Implementation Status of the project under Ministry of Railway

Reporting Period: July 2012 To June 2013

RADP:2012-13

(Taka in Lakh)

SI No.	Ministry/Division Name Agency Name Project Code and Name		Project Cost	Target and Progress			Cumulative Progress upto Reporting Period		
				Financial		Physical (% of Total Project) A) Target B) Progress	Fin. Total PA (% of Projects Cost)	Physical Progress in %	
	Allocation	Expenditure							
	Implementation Period	Development Partner	A) Total B) Taka C) PA D) RPA	A) Total B) Taka C) PA D) RPA E) CDVAT	A) Total B) Taka C) PA D) RPA E) CDVAT	% of Allocation			
	1	2	3	4	5	6	7	8	9
1,268	5131-7310	Modernization and Rehabilitation of Signaling System of 13 Station of Joydebpur-Mymensing Section.	10,748.49 10,748.49 0.00	1,353.00 1,353.00 0.00	1,352.47 1,352.47 0.00	99.96 % 99.96 % 0.00 %	13.60 % 13.51 % 0.00 %	1,577.82 0.00 14.68 % 0.00 %	14.68 %
1-Jul-10	to 30-Jun-14	Non-Donor Project	0.00	0.00	0.00	0.00 %			
			0.00	375.00	375.00	100.00 %	Taka Release : % of Allocation :	1,360.00 100.52 %	
1,269	5131-5100	Construction and Rehabilitation of Pachuria-Faridpur-Bhanga Railway.	26,747.00 26,747.00 0.00	5,060.00 5,060.00 0.00	5,056.87 5,056.87 0.00	99.94 % 99.94 % 0.00 %	41.05 % 8.84 % 0.00 %	17,841.06 0.00 66.70 % 0.00 %	67.79 %
1-Jul-10	to 30-Jun-14	Non-Donor Project	0.00	0.00	0.00	0.00 %			
			0.00	0.00	0.00	0.00 %	Taka Release : % of Allocation :	5,620.25 111.07 %	
1,270	5131-5200	Construction of Single Track MG Railway Line from Dohazari-Ramu-Cox's Bazar and Ramu to Gundum near Mayanmar .	185,235.00 103,687.65 81,547.35 0.00	7.00 7.00 0.00 0.00	7.00 7.00 0.00 0.00	100.00 % 100.00 % 0.00 % 0.00 %	0.01 % 0.01 % 0.00 % 0.00 %	1,028.66 0.00 0.56 % 0.00 %	0.56 %
1-Jul-10	to 31-Dec-13	ADB, China, India	0.00	0.00	0.00	0.00 %			
			0.00	0.00	0.00	0.00 %	Taka Release : % of Allocation :	25.00 357.14 %	

Project-wise Implementation Status of the project under Ministry of Railway

Reporting Period: July 2012 To June 2013

RADP:2012-13

(Taka in Lakh)

SI No.	Ministry/Division Name Agency Name Project Code and Name		Project Cost	Target and Progress			Cumulative Progress upto Reporting Period		
				Financial		Physical (% of Total Project) A) Target B) Progress	Fin. Total PA (% of Projects Cost)	Physical Progress in %	
				Allocation	Expenditure				
1	2	3	4	5	6	7	8	9	
1,271	5131-5760	Collection of 6 BG Bogi Brake Van and 165 BG Bogi Oil Tank Wagon of Bangladesh Railway.	19,540.67	14,268.00	14,049.72	98.47 %	100.00 %	14,051.59	100.00 %
			5,751.10	3,000.00	2,264.43	75.48 %	100.00 %	11,785.29	
			13,789.57	11,268.00	11,785.29	104.59 %		71.91 %	
1-Aug-10 to 31-Dec-13	India		0.00	0.00	0.00	0.00 %			
				2,100.00	2,100.00	100.00 %			
								Taka Release : 2,586.50	
								% of Allocation : 86.22 %	
1,272	5131-5300	Collection of 125 BG passenger train for Bangladesh Railway.	35,325.00	1.00	0.00	0.00 %	0.00 %	2.48	0.00 %
			10,813.00	1.00	0.00	0.00 %	0.00 %	0.00	
			24,512.00	0.00	0.00	0.00 %		0.01 %	
			0.00	0.00	0.00	0.00 %		0.00 %	
1-Aug-10 to 30-Jun-13	India		0.00	0.00	0.00	0.00 %			
				0.00	0.00	0.00 %			
								Taka Release : 0.00	
								% of Allocation : 0.00 %	
1,273	5131-5780	Collection of 10 BG Dizel Lokomotive for Bangladsh Railway.	20,861.00	12,851.00	12,849.78	99.99 %	100.00 %	20,711.97	100.00 %
			6,013.00	2,540.00	2,538.78	99.95 %	100.00 %	17,988.68	
			14,848.00	10,311.00	10,311.00	100.00 %		99.29 %	
			0.00	0.00	0.00	0.00 %		121.15 %	
1-Aug-10 to 30-Jun-13	India		0.00	0.00	0.00	0.00 %			
				2,500.00	2,500.00	100.00 %			
								Taka Release : 2,692.00	
								% of Allocation : 105.98 %	

Project-wise Implementation Status of the project under Ministry of Railway

Reporting Period: July 2012 To June 2013

RADP:2012-13

(Taka in Lakh)

SI No.	Ministry/Division Name Agency Name Project Code and Name		Project Cost	Target and Progress			Cumulative Progress upto Reporting Period		
				Financial		Physical (% of Total Project) A) Target B) Progress	Fin. Total PA (% of Projects Cost)	Physical Progress in %	
	Allocation	Expenditure							
	Implementation Period	Development Partner	A) Total B) Taka C) PA D) RPA	A) Total B) Taka C) PA D) RPA E) CDVAT	A) Total B) Taka C) PA D) RPA E) CDVAT	% of Allocation			
	1	2	3	4	5	6	7	8	9
1,274	5131-5800	Collection of 5 MG Brake Van including Air Brake and 50 Fat Wagon for Container Transport (BFCT).	3,138.00	16.00	15.11	94.44 %	0.00 %	16.02	0.09%
			1,115.00	16.00	15.11	94.44 %	0.00 %	0.00	
			2,023.00	0.00	0.00	0.00 %		0.51 %	
			0.00	0.00	0.00	0.00 %		0.00 %	
1-Aug-10 to 31-Dec-13	India		0.00	0.00	0.00	0.00 %			
				0.00	0.00	0.00 %			
							Taka Release :	62.76	
							% of Allocation :	392.25 %	
1,275	5131-5400	Construction of new Railway Kashiani-Gopalganj-Tungipara and Rehabilitaion of Kalukhali-Bhatipara Section of Bangladesh Railway.	110,113.00	19,000.00	18,653.12	98.17 %	55.00 %	30,622.96	24.91%
			110,113.00	19,000.00	18,653.12	98.17 %	10.91 %	0.00	
			0.00	0.00	0.00	0.00 %		27.81 %	
			0.00	0.00	0.00	0.00 %		0.00 %	
1-Oct-10 to 30-Jun-13	Non-Donor Project		0.00	0.00	0.00	0.00 %			
				0.00	0.00	0.00 %			
							Taka Release :	20,825.00	
							% of Allocation :	109.61 %	
1,276	5131-5500	Rehabilitaion of New Railway Line from Ishardi to Dalerchar of Pabna.	143,602.87	35,000.00	34,922.66	99.78 %	35.00 %	50,148.89	8.38%
			143,602.87	35,000.00	34,922.66	99.78 %	8.38 %	0.00	
			0.00	0.00	0.00	0.00 %		34.92 %	
			0.00	0.00	0.00	0.00 %		0.00 %	
1-Oct-10 to 30-Jun-16	Non-Donor Project		0.00	0.00	0.00	0.00 %			
				0.00	0.00	0.00 %			
							Taka Release :	35,000.00	
							% of Allocation :	100.00 %	

Project-wise Implementation Status of the project under Ministry of Railway

Reporting Period: July 2012 To June 2013

RADP:2012-13

(Taka in Lakh)

SI No.	Ministry/Division Name Agency Name Project Code and Name		Project Cost	Target and Progress			Cumulative Progress upto Reporting Period		
				Financial		Physical (% of Total Project) A) Target B) Progress	Fin. Total PA (% of Projects Cost)	Physical Progress in %	
	Allocation	Expenditure							
	Implementation Period	Development Partner	A) Total B) Taka C) PA D) RPA	A) Total B) Taka C) PA D) RPA E) CDVAT	A) Total B) Taka C) PA D) RPA E) CDVAT	% of Allocation			
	1	2	3	4	5	6	7	8	9
1,277	5131-5530	Rehabilitation of Laksam-Chandpur pf Bangladesh Rail.	16,867.00	5,734.00	5,628.00	98.15 %	50.00 %	6,625.29	37.00%
			16,867.00	5,734.00	5,628.00	98.15 %	32.00 %	0.00	
			0.00	0.00	0.00	0.00 %		39.28 %	
			0.00	0.00	0.00	0.00 %		0.00 %	
1-Jan-11	to 30-Jun-13	Non-Donor Project	0.00	0.00	0.00	0.00 %			
				0.00	0.00	0.00 %		Taka Release : 6,000.00	
								% of Allocation : 104.64 %	
1,278	5131-5540	Construction of 2nd Titas and 2nd Bhairab Bridge including Rail Approach of Bangladesh Railway.	95,921.00	973.00	789.66	81.16 %	1.01 %	1,312.18	1.58%
			13,301.00	253.00	252.41	99.77 %	0.99 %	1,029.21	
			82,620.00	720.00	537.25	74.62 %		1.37 %	
			0.00	0.00	0.00	0.00 %		1.25 %	
1-Nov-10	to 30-Jun-14	India	0.00	0.00	0.00	0.00 %			
				0.00	191.00	0.00 %		Taka Release : 586.25	
								% of Allocation : 231.72 %	
1,279	5131-5550	Collection of 150 MG Passenger Train.	55,631.00	1.00	0.00	0.00 %	0.00 %	2.70	0.00%
			15,865.00	1.00	0.00	0.00 %	0.00 %	0.00	
			39,766.00	0.00	0.00	0.00 %		0.00 %	
			0.00	0.00	0.00	0.00 %		0.00 %	
1-Dec-10	to 30-Jun-13	India	0.00	0.00	0.00	0.00 %			
				0.00	0.00	0.00 %		Taka Release : 127.00	
								% of Allocation : 12,700.00 %	

Project-wise Implementation Status of the project under Ministry of Railway

Reporting Period: July 2012 To June 2013

RADP:2012-13

(Taka in Lakh)

SI No.	Ministry/Division Name Agency Name Project Code and Name		Project Cost	Target and Progress			Cumulative Progress upto Reporting Period		
				Financial		Physical (% of Total Project) A) Target B) Progress	Fin. Total PA (% of Projects Cost)	Physical Progress in %	
	Allocation	Expenditure							
	Implementation Period	Development Partner	A) Total B) Taka C) PA D) RPA	A) Total B) Taka C) PA D) RPA E) CDVAT	A) Total B) Taka C) PA D) RPA E) CDVAT	% of Allocation			
	1	2	3	4	5	6	7	8	9
1,280	5131-5560	Including Feasibility Study Construction of Railway from Khulna to Mongla Port.	172,139.00 51,908.00 120,231.00	784.00 144.00 640.00	625.00 130.00 495.00	79.72 % 90.28 % 77.34 %	0.46 % 0.35 % 0.36 % 0.41 %	626.30 495.00 0.36 % 0.41 %	0.35 %
	1-Dec-10 to 31-Dec-13	India	0.00	0.00	0.00	0.00 %			
				0.00	0.00	0.00 %	Taka Release : % of Allocation :	152.00 105.56 %	
1,281	5131-5570	Collection of 170 MG BFCT and 11 MG Brake Van for Bangladesh Railway.	9,661.00 3,039.00 6,622.00 0.00	3.00 3.00 0.00 0.00	2.95 2.95 0.00 0.00	98.33 % 98.33 % 0.00 % 0.00 %	0.00 % 0.00 % 0.06 % 0.00 %	5.48 0.00 0.06 % 0.00 %	0.02 %
	1-Dec-10 to 30-Jun-13	India	0.00	0.00	0.00	0.00 %			
				0.00	0.00	0.00 %	Taka Release : % of Allocation :	13.00 433.33 %	
1,282	5131-5580	Collection 2 BG Inspection Car and 264 MG Coach for Bangladesh Railway.	98,325.00 29,483.00 68,842.00 0.00	1.00 1.00 0.00 0.00	0.00 0.00 0.00 0.00	0.00 % 0.00 % 0.00 % 0.00 %	0.00 % 0.00 % 0.00 % 0.00 %	3.03 0.00 0.00 % 0.00 %	0.00 %
	1-Dec-10 to 30-Jun-13	India	0.00	0.00	0.00	0.00 %			
				0.00	0.00	0.00 %	Taka Release : % of Allocation :	0.00 0.00 %	

Project-wise Implementation Status of the project under Ministry of Railway

Reporting Period: July 2012 To June 2013

RADP:2012-13

(Taka in Lakh)

SI No.	Ministry/Division Name Agency Name Project Code and Name		Project Cost A) Total B) Taka C) PA D) RPA	Target and Progress			Cumulative Progress upto Reporting Period		
				Financial		Physical (% of Total Project) A) Target B) Progress	Fin. Total PA (% of Projects Cost)	Physical Progress in %	
	Allocation	Expenditure							
1	2	3	4	5	6	7	8	9	
1,283	5131-5700	Rehabilitaion of Fateabad-Nazirhat Section and Sholoshahar-Dohajari of Bangladesh Railway.	20,350.00 20,350.00 0.00 0.00	2,494.00 2,494.00 0.00 0.00	2,494.00 2,494.00 0.00 0.00	100.00 % 100.00 % 0.00 % 0.00 %	40.00 % 13.00 % 50.82 % 0.00 %	10,341.70 0.00 50.82 % 0.00 %	55.00%
1-Jan-11 to 30-Jun-13	Non-Donor Project		0.00	0.00	0.00	0.00 %			
				0.00	0.00	0.00 %	Taka Release : % of Allocation :	3,200.00 128.31 %	
1,284	5131-5590	Collection of 30 BG Diesel Electric Lokomotive.	60,780.00 18,275.00 42,505.00 0.00	12,815.00 485.00 12,330.00 0.00	12,814.21 484.48 12,329.73 0.00	99.99 % 99.89 % 100.00 % 0.00 %	46.00 % 50.00 % 21.25 % 29.01 %	12,917.93 12,329.73 21.25 % 29.01 %	50.00%
1-Dec-10 to 30-Jun-13	India		0.00	0.00	0.00	0.00 %			
				0.00	0.00	0.00 %	Taka Release : % of Allocation :	485.00 100.00 %	
1,285	5131-5710	Collection 10 (3 unit set) Diesel Electric Multiple Unit (DEMU).	33,132.00 10,046.00 23,086.00 0.00	1.00 1.00 0.00 0.00	0.00 0.00 0.00 0.00	0.00 % 0.00 % 0.00 % 0.00 %	0.00 % 0.00 % 0.00 % 0.00 %	0.67 0.00 0.00 % 0.00 %	0.00%
1-Dec-10 to 30-Jun-15	India		0.00	0.00	0.00	0.00 %			
				0.00	0.00	0.00 %	Taka Release : % of Allocation :	0.00 0.00 %	

Project-wise Implementation Status of the project under Ministry of Railway

Reporting Period: July 2012 To June 2013

RADP:2012-13

(Taka in Lakh)

SI No.	Ministry/Division Name Agency Name Project Code and Name		Project Cost	Target and Progress			Cumulative Progress upto Reporting Period		
				Financial		Physical (% of Total Project) A) Target B) Progress	Fin. Total PA (% of Projects Cost)	Physical Progress in %	
	Allocation	Expenditure							
	Implementation Period	Development Partner	A) Total B) Taka C) PA D) RPA	A) Total B) Taka C) PA D) RPA E) CDVAT	A) Total B) Taka C) PA D) RPA E) CDVAT	% of Allocation			
	1	2	3	4	5	6	7	8	9
1,286	5131-5600	Collection of 5 Air Integrated MG Brake Van and 100 MG Bogi Tank Wagon for Transpot of Air Fuel.	7,708.00 2,523.00 5,185.00	4,334.00 1,742.00 2,592.00	1,734.92 1,734.92 0.00	40.03 % 99.59 % 0.00 %	56.00 % 2.00 % 0.00 %	1,739.61 0.00 22.57 % 0.00 %	20.00%
	1-Dec-10 to 30-Jun-13	India	0.00	0.00	0.00	0.00 %			
				1,700.00	1,700.00	100.00 %	Taka Release : % of Allocation :	1,724.00 98.97 %	
1,287	5131-5132	Collection of the 20 set (set of three unit), Diesel Electric Multiple Unit (DEMU) for Bangladesh Railway.	65,443.00 65,443.00 0.00 0.00	24,000.00 24,000.00 0.00 0.00	23,904.25 23,904.25 0.00 0.00	99.60 % 99.60 % 0.00 % 0.00 %	100.00 % 70.00 % 0.00 % 0.00 %	28,790.21 0.00 43.99 % 0.00 %	70.00%
	1-Jan-11 to 30-Jun-14	Non-Donor Project	0.00	0.00	0.00	0.00 %			
				12,500.00	12,500.00	100.00 %	Taka Release : % of Allocation :	24,000.00 100.00 %	
1,288	5131-5131	Technical Assistance for Sub-regional Rail Transport Project Preparatory Facility.	10,758.00 2,439.00 8,319.00	4,000.00 1,000.00 3,000.00	3,901.86 976.13 2,925.73	97.55 % 97.61 % 97.52 %	37.02 % 42.40 % 0.00 %	3,901.86 2,925.73 36.27 % 35.17 %	42.40%
	1-Jan-11 to 30-Jun-13	ADB	0.00	0.00	0.00	0.00 %			
				0.00	0.00	0.00 %	Taka Release : % of Allocation :	1,000.00 100.00 %	

Project-wise Implementation Status of the project under Ministry of Railway

Reporting Period: July 2012 To June 2013

RADP:2012-13

(Taka in Lakh)

SI No.	Ministry/Division Name Agency Name Project Code and Name		Project Cost	Target and Progress			Cumulative Progress upto Reporting Period		
				Financial		Physical (% of Total Project) A) Target B) Progress	Fin. Total PA (% of Projects Cost)	Physical Progress in %	
	Allocation	Expenditure							
	Implementation Period	Development Partner	A) Total B) Taka C) PA D) RPA	A) Total B) Taka C) PA D) RPA E) CDVAT	A) Total B) Taka C) PA D) RPA E) CDVAT	% of Allocation			
	1	2	3	4	5	6	7	8	9
1,289	5131-6020	Rehabilitation of Kulaura-Shahbazpur Section of Bangladesh Railway.	11,768.00 11,768.00 0.00	1.00 1.00 0.00	0.00 0.00 0.00	0.00 % 0.00 % 0.00 %	0.00 % 0.00 % 0.00 %	0.00 0.00 0.00 % 0.00 %	0.00 % 0.00 % 0.00 %
	30-Jun-11 to 31-Dec-12	Non-Donor Project	0.00	0.00	0.00	0.00 %			
				0.00	0.00	0.00 %	Taka Release : % of Allocation :	0.00 0.00 %	0.00 0.00 %
1,290	5131-6030	Feasibility Study of Metre Gauge Railway Sign from Nazirhat to Panua.	198.00 198.00 0.00	1.00 1.00 0.00	0.00 0.00 0.00	0.00 % 0.00 % 0.00 %	0.00 % 0.00 % 0.00 %	0.00 0.00 0.00 % 0.00 %	0.00 % 0.00 % 0.00 %
	1-Apr-11 to 30-Jun-13	Non-Donor Project	0.00	0.00	0.00	0.00 %			
				0.00	0.00	0.00 %	Taka Release : % of Allocation :	0.00 0.00 %	0.00 0.00 %
1,291	5131-6040	Procurement of 70 Nos. Metre Gauge (MG) Diesel Electric (DE) Locomotives for Bangladesh Railway.	194,589.00 194,589.00 0.00	18.00 18.00 0.00	15.19 15.19 0.00	84.39 % 84.39 % 0.00 %	0.00 % 0.00 % 0.00 %	15.59 0.00 0.01 % 0.00 %	0.00 % 0.00 % 0.00 %
	30-Jun-11 to 30-Jun-17	Non-Donor Project	0.00	0.00	0.00	0.00 %			
				0.00	0.00	0.00 %	Taka Release : % of Allocation :	45.00 250.00 %	0.00 % 0.00 %

Project-wise Implementation Status of the project under Ministry of Railway

Reporting Period: July 2012 To June 2013

RADP:2012-13

(Taka in Lakh)

SI No.	Ministry/Division Name Agency Name Project Code and Name		Project Cost	Target and Progress			Cumulative Progress upto Reporting Period		
				Financial		Physical (% of Total Project) A) Target B) Progress	Fin. Total PA (% of Projects Cost)	Physical Progress in %	
	Allocation	Expenditure							
	Implementation Period	Development Partner	A) Total B) Taka C) PA D) RPA	A) Total B) Taka C) PA D) RPA E) CDVAT	A) Total B) Taka C) PA D) RPA E) CDVAT	% of Allocation			
	1	2	3	4	5	6	7	8	9
1,292	5131-6050	Feasibility Study for Construction of Railway from Navaron to Munshigonj via Satkhira.	1,156.00 1,156.00 0.00 0.00	6.00 6.00 0.00 0.00	0.00 0.00 0.00 0.00	0.00 % 0.00 % 0.00 % 0.00 %	100.00 % 0.00 %	0.00 0.00 0.00 % 0.00 %	0.00 %
	30-Jun-11 to 31-Dec-13	Non-Donor Project	0.00	0.00	0.00	0.00 %			
				0.00	0.00	0.00 %	Taka Release : % of Allocation :	0.00 0.00 %	0.00 %
1,293	5131-5010	Bangladesh Railway Sector Development under ADB's Second PFR (Rehabilitation of Various Station Yard of Darshana-Ishwardi-Sirajonj Section and Augmentation of Loop Line Component).	7,677.38 1,583.63 6,093.75 0.00	1.00 1.00 0.00 0.00	0.00 0.00 0.00 0.00	0.00 % 0.00 % 0.00 % 0.00 %	0.00 % 0.00 %	0.00 0.00 0.00 % 0.00 %	0.00 %
	1-Jul-12 to 30-Jun-15	ADB	0.00	0.00	0.00	0.00 %			
				0.00	0.00	0.00 %	Taka Release : % of Allocation :	0.00 0.00 %	0.00 %
1,294	5131-5011	Bangladesh Railway Sector Development under ADB's Second PFR (Improvement of the Signaling Systems Management of 11 Stations of Darshana-Ishwardi Section Component).	17,604.00 4,198.00 13,406.00 0.00	32.00 32.00 0.00 0.00	30.87 30.87 0.00 0.00	96.47 % 96.47 % 0.00 % 0.00 %	1.00 % 1.00 %	30.87 0.00 0.18 % 0.00 %	1.00 %
	1-Jul-12 to 30-Jun-15	ADB	0.00	0.00	0.00	0.00 %			
				0.00	0.00	0.00 %	Taka Release : % of Allocation :	34.00 106.25 %	34.00 %

Project-wise Implementation Status of the project under Ministry of Railway

Reporting Period: July 2012 To June 2013

RADP:2012-13

(Taka in Lakh)

SI No.	Ministry/Division Name Agency Name Project Code and Name		Project Cost	Target and Progress			Cumulative Progress upto Reporting Period		
				Financial		Physical (% of Total Project) A) Target B) Progress	Fin. Total PA (% of Projects Cost)	Physical Progress in %	
	Allocation	Expenditure							
	Implementation Period	Development Partner	A) Total B) Taka C) PA D) RPA	A) Total B) Taka C) PA D) RPA E) CDVAT	A) Total B) Taka C) PA D) RPA E) CDVAT	% of Allocation			
	1	2	3	4	5	6	7	8	9
1,295	5131-5012 Bangladesh Railway Sector Development under ADB's Second PFR (Technical Assistance for Supervision Consultant Services Component).		39,551.00	32.00	0.00	0.00 %	0.00 %	0.00	0.00 %
			7,311.00	32.00	0.00	0.00 %	0.00 %	0.00	0.00 %
			32,240.00	0.00	0.00	0.00 %		0.00 %	
1-Jul-12	to 30-Jun-15	ADB	0.00	0.00	0.00	0.00 %			
				0.00	0.00	0.00 %	Taka Release : % of Allocation :	34.00 106.25 %	
1,296	5131-5013 Replacement and Modernization of the Existing Signaling Systems Management of 11 Stations of Chinki Astana-Chittagong Section of East Zones of Bangladesh Railway.		22,468.00	2.00	1.45	72.50 %	0.00 %	1.45	0.00 %
			4,428.00	2.00	1.45	72.50 %	0.00 %	0.00	
			18,040.00	0.00	0.00	0.00 %		0.01 %	
			0.00	0.00	0.00	0.00 %		0.00 %	
1-Jul-12	to 30-Jun-15	UNICEF	0.00	0.00	0.00	0.00 %			
				0.00	0.00	0.00 %	Taka Release : % of Allocation :	2.00 100.00 %	
1,297	5131-5015 Construction of 3rd and 4th Dual Gauge Line of Dhaka-Tongi Section and Dual Gauge Double Line of Tongi-Joydebpur Section of Bangladesh Railway.		84,860.00	2.00	0.00	0.00 %	0.00 %	0.00	0.00 %
			15,270.00	2.00	0.00	0.00 %	0.00 %	0.00	
			69,590.00	0.00	0.00	0.00 %		0.00 %	
			0.00	0.00	0.00	0.00 %		0.00 %	
1-Jul-12	to 30-Jun-15	Non-Donor Project	0.00	0.00	0.00	0.00 %			
				0.00	0.00	0.00 %	Taka Release : % of Allocation :	2.00 100.00 %	

Project-wise Implementation Status of the project under Ministry of Railway

Reporting Period: July 2012 To June 2013

RADP:2012-13

(Taka in Lakh)

SI No.	Ministry/Division Name Agency Name Project Code and Name		Project Cost	Target and Progress			Cumulative Progress upto Reporting Period		
				Financial		Physical (% of Total Project) A) Target B) Progress	Fin. Total PA (% of Projects Cost)	Physical Progress in %	
				Allocation	Expenditure				
Implementation Period	Development Partner	A) Total B) Taka C) PA D) RPA	A) Total B) Taka C) PA D) RPA E) CDVAT	A) Total B) Taka C) PA D) RPA E) CDVAT	% of Allocation				
1	2	3	4	5	6	7	8	9	
1,298	5131-5014 Complete Renovation of Chinki Astana-Ashuganj Eroded Rail Section and other Ancillary Work of Bangladesh Railway.		23,392.00 23,392.00 0.00 0.00	1.00 1.00 0.00 0.00	0.00 0.00 0.00 0.00	0.00 % 0.00 % 0.00 % 0.00 %	0.00 % 0.00 % 0.00 % 0.00 %	0.00 0.00 0.00 % 0.00 %	0.00 %
1-Jul-12 to 31-Dec-14	Non-Donor Project		0.00	0.00	0.00	0.00 %			
				0.00	0.00	0.00 %			
Executing Agency Total			2,464,527.80 1,418,757.23 1,045,770.57 7,012.00	302,200.00 189,168.00 113,032.00 587.00	287,317.20 181,900.26 105,416.94 530.40	95.08 % 96.16 % 93.26 % 90.36 %			
				29,955.00	29,824.57	99.56 %			
Ministry Total			2,464,527.80 1,418,757.23 1,045,770.57 7,012.00	302,200.00 189,168.00 113,032.00 587.00	287,317.20 181,900.26 105,416.94 530.40	95.08 % 96.16 % 93.26 % 90.36 %			
				29,955.00	29,824.57	99.56 %			
							Taka Release :	1.00	
							% of Allocation :	100.00 %	
							Taka Release :	192,684.01	
							% of Allocation :	101.86 %	
							Taka Release :	192,684.01	
							% of Allocation :	101.86 %	

Project-wise Implementation Status of the project under Ministry of Shipping

Reporting Period: July 2012 To June 2013

RADP:2012-13

(Taka in Lakh)

SI No.	Ministry/Division Name Agency Name Project Code and Name		Project Cost	Target and Progress			Cumulative Progress upto Reporting Period		
				Financial		Physical (% of Total Project) A) Target B) Progress	Fin. Total PA (% of Projects Cost)	Physical Progress in %	
	Allocation	Expenditure							
	Implementation Period	Development Partner	A) Total B) Taka C) PA D) RPA	A) Total B) Taka C) PA D) RPA E) CDVAT	A) Total B) Taka C) PA D) RPA E) CDVAT	% of Allocation			
	1	2	3	4	5	6	7	8	9

Ministry of Shipping

Ministry's Own

1,299	5201-5011	Establishment of 4 Marine Academy in Bangladesh (Pathna, Barisal, Sylhet & Rangpur).	44,037.64 44,037.64 0.00 0.00	500.00 500.00 0.00 0.00	497.28 497.28 0.00 0.00	99.46 % 99.46 % 0.00 % 0.00 %	3.00 % 3.00 % 1.13 % 0.00 %	497.28 0.00 1.13 % 0.00 %	3.00 % 3.00 % 1.13 % 0.00 %
1-Jul-12	to 30-Jun-15	Non-Donor Project						Taka Release : % of Allocation :	500.00 100.00 %

Executing Agency Total

44,037.64	500.00	497.28	99.46 %
44,037.64	500.00	497.28	99.46 %
0.00	0.00	0.00	0.00 %
0.00	0.00	0.00	0.00 %
	0.00	0.00	0.00 %

Taka Release :	500.00
% of Allocation :	100.00 %

Training Facilities

1,300	5236-5250	Enhancing Capacity of the Marine Academy.	2,177.00 2,177.00 0.00 0.00	500.00 500.00 0.00 0.00	462.14 462.14 0.00 0.00	92.43 % 92.43 % 0.00 % 0.00 %	22.96 % 22.96 % 51.42 % 0.00 %	1,119.33 0.00 51.42 % 0.00 %	59.14 % 59.14 % 51.42 % 0.00 %
1-Jul-09	to 30-Jun-13	Non-Donor Project						Taka Release : % of Allocation :	500.00 100.00 %

Project-wise Implementation Status of the project under Ministry of Shipping

Reporting Period: July 2012 To June 2013

RADP:2012-13

(Taka in Lakh)

SI No.	Ministry/Division Name Agency Name Project Code and Name		Project Cost	Target and Progress			Cumulative Progress upto Reporting Period		
				Financial		Physical (% of Total Project) A) Target B) Progress	Fin. Total PA (% of Projects Cost)	Physical Progress in %	
	Allocation	Expenditure							
	Implementation Period	Development Partner	A) Total B) Taka C) PA D) RPA	A) Total B) Taka C) PA D) RPA E) CDVAT	A) Total B) Taka C) PA D) RPA E) CDVAT	% of Allocation			
	1	2	3	4	5	6	7	8	9

Executing Agency Total	2,177.00	500.00	462.14	92.43 %	Taka Release :	500.00
	2,177.00	500.00	462.14	92.43 %		
	0.00	0.00	0.00	0.00 %		
	0.00	0.00	0.00	0.00 %		
	0.00	0.00	0.00	0.00 %		

Bangladesh Inland Water Transport Authority (BIWTA)

1,301	5205-9030	Introduction of circular waterways in & around Dhaka City	6,500.00	369.00	356.37	96.58 %	6.00 %	5,454.10	100.00 %
			6,500.00	369.00	356.37	96.58 %	6.00 %	0.00	
			0.00	0.00	0.00	0.00 %		83.91 %	
			0.00	0.00	0.00	0.00 %		0.00 %	
1-Jul-05	to 30-Jun-13	Non-Donor Project							
				0.00	0.00	0.00 %			
					0.00	0.00 %			
							Taka Release :	357.75	
							% of Allocation :	96.95 %	
1,302	5205-9130	Salvage Vessel Procurement.	35,665.74	19,522.00	18,137.96	92.91 %	12.64 %	33,847.96	100.00 %
			12,892.64	10,000.00	8,893.81	88.94 %	12.64 %	24,760.15	
			22,773.10	9,522.00	9,244.15	97.08 %		94.90 %	
			0.00	0.00	0.00	0.00 %		108.73 %	
1-Jan-06	to 30-Jun-13	South Korea							
				2,600.00	0.00	0.00 %			
							Taka Release :	9,000.00	
							% of Allocation :	90.00 %	

Project-wise Implementation Status of the project under Ministry of Shipping

Reporting Period: July 2012 To June 2013

RADP:2012-13

(Taka in Lakh)

SI No.	Ministry/Division Name Agency Name Project Code and Name		Project Cost	Target and Progress			Cumulative Progress upto Reporting Period		
				Financial		Physical (% of Total Project) A) Target B) Progress	Fin. Total PA (% of Projects Cost)	Physical Progress in %	
	Allocation	Expenditure							
	Implementation Period	Development Partner	A) Total B) Taka C) PA D) RPA	A) Total B) Taka C) PA D) RPA E) CDVAT	A) Total B) Taka C) PA D) RPA E) CDVAT	% of Allocation			
	1	2	3	4	5	6	7	8	9
1,303	5205-6112	Establishment of River Port in Noapara, Bhairab-Ashugonj and Barguna.	1,550.00 1,550.00 0.00 0.00	850.00 850.00 0.00 0.00	844.30 844.30 0.00 0.00	99.33 % 99.33 % 0.00 % 0.00 %	47.00 % 47.00 % 0.00 % 0.00 %	1,504.34 0.00 97.05 % 0.00 %	100.00 %
1-Jul-08	to 30-Jun-13	Non-Donor Project	0.00	0.00	0.00	0.00 %			
				0.00	0.00	0.00 %	Taka Release : % of Allocation :	850.00 100.00 %	
1,304	5205-9050	Procurement of 2 Dredgers, Caraneboat, Crue House Boat and Tagboat with Accessory Equipment for Navigability of Internal Waterways.	17,000.00 17,000.00 0.00 0.00	1,150.00 1,150.00 0.00 0.00	1,063.54 1,063.54 0.00 0.00	92.48 % 92.48 % 0.00 % 0.00 %	11.00 % 11.00 % 0.00 % 0.00 %	12,551.82 0.00 73.83 % 0.00 %	78.00 %
1-Jul-08	to 30-Jun-13	Non-Donor Project	0.00	0.00	0.00	0.00 %			
				0.00	0.00	0.00 %	Taka Release : % of Allocation :	1,097.50 95.43 %	
1,305	5205-7300	Digging of Madaripur-Charmuguria-Takarhat-Gopalgonj Waterway.	14,845.00 14,845.00 0.00 0.00	3,000.00 3,000.00 0.00 0.00	2,992.30 2,992.30 0.00 0.00	99.74 % 99.74 % 0.00 % 0.00 %	20.21 % 23.50 % 0.00 % 0.00 %	6,644.30 0.00 44.76 % 0.00 %	49.72 %
1-Jan-11	to 30-Jun-13	Non-Donor Project	0.00	0.00	0.00	0.00 %			
				0.00	0.00	0.00 %	Taka Release : % of Allocation :	3,000.00 100.00 %	

Project-wise Implementation Status of the project under Ministry of Shipping

Reporting Period: July 2012 To June 2013

RADP:2012-13

(Taka in Lakh)

SI No.	Ministry/Division Name Agency Name Project Code and Name		Project Cost	Target and Progress			Cumulative Progress upto Reporting Period		
				Financial		Physical (% of Total Project) A) Target B) Progress	Fin. Total PA (% of Projects Cost)	Physical Progress in %	
	Allocation	Expenditure							
	Implementation Period	Development Partner	A) Total B) Taka C) PA D) RPA	A) Total B) Taka C) PA D) RPA E) CDVAT	A) Total B) Taka C) PA D) RPA E) CDVAT	% of Allocation			
	1	2	3	4	5	6	7	8	9
1,306	5205-7320	Establishment of Ashugonj Internal Container River Port.	27,775.00	7.00	1.30	18.55 %	0.02 %	2.58	1.02%
			2,650.00	2.00	1.30	64.94 %	0.02 %	0.00	
			25,125.00	5.00	0.00	0.00 %		0.01 %	
			1,600.00	0.00	0.00	0.00 %		0.00 %	
1-Jan-11	to 30-Jun-13	India		0.00	0.00	0.00 %			
				0.00	0.00	0.00 %			
							Taka Release :	2.00	
							% of Allocation :	100.00 %	
1,307	5205-7290	Procurement of Six Numbers and Ancillary Crafts and Accessories for Ministry of Water Resources and Ministry of Shipping (Mongla Port 1, BIWTA 3, BWDB 2) - BIWTA part.	29,686.00	160.00	0.00	0.00 %	2.00 %	0.00	4.19%
			7,191.00	10.00	0.00	0.00 %	0.00 %	0.00	
			22,495.00	150.00	0.00	0.00 %		0.00 %	
			0.00	150.00	0.00	0.00 %		0.00 %	
1-Aug-10	to 30-Jun-13	India		0.00	0.00	0.00 %			
				0.00	0.00	0.00 %			
							Taka Release :	0.00	
							% of Allocation :	0.00 %	
1,308	5205-9736	Construction of Infrastructure Facilities on Evicted Foreshore Land under Dhaka Narayanagonj and Tongi River Port Area.	10,843.00	3,000.00	3,000.00	100.00 %	40.00 %	3,468.15	45.15%
			10,843.00	3,000.00	3,000.00	100.00 %	40.00 %	0.00	
			0.00	0.00	0.00	0.00 %		31.99 %	
			0.00	0.00	0.00	0.00 %		0.00 %	
1-Jul-11	to 30-Jun-14	Non-Donor Project		0.00	0.00	0.00 %			
				0.00	0.00	0.00 %			
							Taka Release :	3,000.00	
							% of Allocation :	100.00 %	

Project-wise Implementation Status of the project under Ministry of Shipping

Reporting Period: July 2012 To June 2013

RADP:2012-13

(Taka in Lakh)

SI No.	Ministry/Division Name Agency Name Project Code and Name		Project Cost	Target and Progress			Cumulative Progress upto Reporting Period		
				Financial		Physical (% of Total Project) A) Target B) Progress	Fin. Total PA (% of Projects Cost)	Physical Progress in %	
	Allocation	Expenditure							
	Implementation Period	Development Partner	A) Total B) Taka C) PA D) RPA	A) Total B) Taka C) PA D) RPA E) CDVAT	A) Total B) Taka C) PA D) RPA E) CDVAT	% of Allocation			
	1	2	3	4	5	6	7	8	9
1,309	5205-9738	Procurement of 10 Dredgers, Craneboats, Tugboats, Officers Houseboat and Crew Houseboats with other accessories.	74,560.22 74,560.22 0.00 0.00	10,750.00 10,750.00 0.00 0.00	10,596.20 10,596.20 0.00 0.00	98.57 % 98.57 % 0.00 % 0.00 %	36.16 % 31.72 % 15.65 % 0.00 %	11,665.10 0.00 15.65 % 0.00 %	31.72 %
1-Jul-11	to 30-Jun-13	Non-Donor Project	0.00	0.00	0.00	0.00 %			
							Taka Release : % of Allocation :	10,750.00 100.00 %	
1,310	5205-7490	Dredging of 12 Important Waterways.	50,846.00 50,846.00 0.00 0.00	1,676.00 1,676.00 0.00 0.00	1,651.00 1,651.00 0.00 0.00	98.51 % 98.51 % 0.00 % 0.00 %	3.58 % 8.48 % 0.00 % 0.00 %	1,698.00 0.00 3.34 % 0.00 %	8.70 %
1-Oct-11	to 30-Jun-15	Non-Donor Project	0.00	0.00	0.00	0.00 %			
							Taka Release : % of Allocation :	1,651.00 98.51 %	
1,311	5205-5026	Capital Dredging of 53 Route of Inland Water Ways (in 1st phase, 24 Route).	187,364.00 187,364.00 0.00 0.00	2.00 2.00 0.00 0.00	0.00 0.00 0.00 0.00	0.00 % 0.00 % 0.00 % 0.00 %	0.00 % 0.00 % 0.00 % 0.00 %	0.00 0.00 0.00 % 0.00 %	0.00 %
1-Jul-12	to 30-Jun-18	Non-Donor Project	0.00	0.00	0.00	0.00 %			
							Taka Release : % of Allocation :	0.00 0.00 %	

Project-wise Implementation Status of the project under Ministry of Shipping

Reporting Period: July 2012 To June 2013

RADP:2012-13

(Taka in Lakh)

SI No.	Ministry/Division Name Agency Name Project Code and Name		Project Cost	Target and Progress			Cumulative Progress upto Reporting Period		
				Financial		Physical (% of Total Project) A) Target B) Progress	Fin. Total PA (% of Projects Cost)	Physical Progress in %	
	Allocation	Expenditure							
	Implementation Period	Development Partner	A) Total B) Taka C) PA D) RPA	A) Total B) Taka C) PA D) RPA E) CDVAT	A) Total B) Taka C) PA D) RPA E) CDVAT	% of Allocation			
	1	2	3	4	5	6	7	8	9
1,312	5205-0501	Augmentation of Backup Facilities of Internal Container Shipping Terminal (ICT), Pangaon.	4,630.00 4,630.00 0.00 0.00	1,500.00 1,500.00 0.00 0.00	151.49 151.49 0.00 0.00	10.10 % 10.10 % 0.00 % 0.00 %	0.00 % 0.00 % 0.00 % 0.00 %	151.49 0.00 3.27 % 0.00 %	0.00 % 0.00 % 0.00 % 0.00 %
1-Jul-12	to 30-Jun-14	Non-Donor Project						Taka Release : % of Allocation :	0.00 0.00 %
1,313	5205-0502	Construction of Pangaon Internal Container Terminal (ICT)-2nd Phase,	17,757.00 17,757.00 0.00 0.00	200.00 200.00 0.00 0.00	183.60 183.60 0.00 0.00	91.80 % 91.80 % 0.00 % 0.00 %	1.00 % 1.00 % 0.00 % 0.00 %	14,956.74 0.00 84.23 % 0.00 %	100.00 % 100.00 % 100.00 % 100.00 %
1-Jul-05	to 30-Jun-13	Non-Donor Project						Taka Release : % of Allocation :	0.00 0.00 %
Executing Agency Total			479,021.96 408,628.86 70,393.10 1,600.00	42,186.00 32,509.00 9,677.00 150.00 2,600.00	38,978.06 29,733.91 9,244.15 0.00 0.00	92.40 % 91.46 % 95.53 % 0.00 % 0.00 %		Taka Release : % of Allocation :	29,708.25 91.38 %

Bangladesh Land Port Authority

Project-wise Implementation Status of the project under Ministry of Shipping

Reporting Period: July 2012 To June 2013

RADP:2012-13

(Taka in Lakh)

SI No.	Ministry/Division Name Agency Name Project Code and Name		Project Cost	Target and Progress			Cumulative Progress upto Reporting Period		
				Financial		Physical (% of Total Project) A) Target B) Progress	Fin. Total PA (% of Projects Cost)	Physical Progress in %	
	Allocation	Expenditure							
	Implementation Period	Development Partner	A) Total B) Taka C) PA D) RPA	A) Total B) Taka C) PA D) RPA E) CDVAT	A) Total B) Taka C) PA D) RPA E) CDVAT	% of Allocation			
	1	2	3	4	5	6	7	8	9
1,314	5205-9688	Modernization of Land Port in Benapole (1st phase)	5,157.00 5,157.00 0.00 0.00	1,194.00 1,194.00 0.00 0.00	1,174.41 1,174.41 0.00 0.00	98.36 % 98.36 % 0.00 % 0.00 %	23.15 % 22.80 % 0.00 % 0.00 %	5,124.41 0.00 99.37 % 0.00 %	99.39 %
1-Jul-08	to 30-Jun-13	Non-Donor Project						Taka Release : % of Allocation :	1,194.00 100.00 %
1,315	5205-7400	Development of Bhomra Land Port.	1,900.00 1,900.00 0.00 0.00	600.00 600.00 0.00 0.00	599.83 599.83 0.00 0.00	99.97 % 99.97 % 0.00 % 0.00 %	28.75 % 28.75 % 0.00 % 0.00 %	1,549.83 0.00 81.57 % 0.00 %	74.30 %
1-Nov-10	to 30-Jun-14	Non-Donor Project						Taka Release : % of Allocation :	600.00 100.00 %
1,316	5205-7410	Development of Nakoogaon Landport.	1,676.51 1,676.51 0.00 0.00	600.00 600.00 0.00 0.00	600.00 600.00 0.00 0.00	100.00 % 100.00 % 0.00 % 0.00 %	35.80 % 35.80 % 0.00 % 0.00 %	1,050.00 0.00 62.63 % 0.00 %	62.64 %
1-Jul-11	to 30-Jun-13	Non-Donor Project						Taka Release : % of Allocation :	600.00 100.00 %

Project-wise Implementation Status of the project under Ministry of Shipping

Reporting Period: July 2012 To June 2013

RADP:2012-13

(Taka in Lakh)

SI No.	Ministry/Division Name Agency Name Project Code and Name		Project Cost	Target and Progress			Cumulative Progress upto Reporting Period		
				Financial		Physical (% of Total Project) A) Target B) Progress	Fin. Total PA (% of Projects Cost)	Physical Progress in %	
	Allocation	Expenditure							
	Implementation Period	Development Partner	A) Total B) Taka C) PA D) RPA	A) Total B) Taka C) PA D) RPA E) CDVAT	A) Total B) Taka C) PA D) RPA E) CDVAT	% of Allocation			
	1	2	3	4	5	6	7	8	9

Executing Agency Total	8,733.51	2,394.00	2,374.24	99.17 %	Taka Release :	2,394.00
	8,733.51	2,394.00	2,374.24	99.17 %	% of Allocation :	100.00 %
	0.00	0.00	0.00	0.00 %		
	0.00	0.00	0.00	0.00 %		

Bangladesh Inland Water Transport Corporation (BIWTC)

1,317	5205-8182	Rehabilitations of 6 Row Row Feri, 2 K-Types and 6 Pantun of BIWTC.	7,398.00	690.00	467.00	67.68 %	4.15 %	3,034.00	62.00 %
			7,398.00	690.00	467.00	67.68 %	4.15 %	0.00	
			0.00	0.00	0.00	0.00 %		41.01 %	
			0.00	0.00	0.00	0.00 %		0.00 %	
1-Jul-07	to 30-Jun-13	Non-Donor Project						Taka Release :	470.00
								% of Allocation :	68.12 %
1,318	5205-9687	Construction of 2 Paltun and Utility Type-1 Ferry and K Type Ferry, RO-RO Pantoon, RO-RO Ferry for BIWTC.	10,222.00	1,200.00	1,330.00	110.83 %	40.36 %	3,630.00	78.31 %
			10,222.00	1,200.00	1,330.00	110.83 %	38.60 %	0.00	
			0.00	0.00	0.00	0.00 %		35.51 %	
			0.00	0.00	0.00	0.00 %		0.00 %	
1-Jul-08	to 30-Jun-13	Non-Donor Project						Taka Release :	1,330.00
								% of Allocation :	110.83 %

Project-wise Implementation Status of the project under Ministry of Shipping

Reporting Period: July 2012 To June 2013

RADP:2012-13

(Taka in Lakh)

SI No.	Ministry/Division Name Agency Name Project Code and Name		Project Cost	Target and Progress			Cumulative Progress upto Reporting Period		
				Financial		Physical (% of Total Project) A) Target B) Progress	Fin. Total PA (% of Projects Cost)	Physical Progress in %	
	Allocation	Expenditure							
	Implementation Period	Development Partner	A) Total B) Taka C) PA D) RPA	A) Total B) Taka C) PA D) RPA E) CDVAT	A) Total B) Taka C) PA D) RPA E) CDVAT	% of Allocation			
	1	2	3	4	5	6	7	8	9
1,319	5205-9052	Construction/Actuision of 4 no. 108 TEU's Self /Propeld Celloler Continer Vessel of 100 TEU's for BIWTC.	13,779.00 13,779.00 0.00	5.00 5.00 0.00	0.00 0.00 0.00	0.00 % 0.00 % 0.00 %	1.00 % 0.00 % 0.00 %	0.00 0.00 0.00 %	0.00 % 0.00 % 0.00 %
1-Jan-10	to 31-Dec-13	Non-Donor Project	0.00	0.00	0.00	0.00 %			
				0.00	0.00	0.00 %	Taka Release : % of Allocation :	0.00 0.00 %	0.00 0.00 %
1,320	5205-5028	Construction of 1 Row Row Ferry and 1 Row Row Pontoon for Conducting at Chandpur-Shariatpur Route.	3,370.00 3,370.00 0.00	2.00 2.00 0.00	0.00 0.00 0.00	0.00 % 0.00 % 0.00 %	0.00 % 0.00 % 0.00 %	0.00 0.00 0.00 %	0.00 % 0.00 % 0.00 %
1-Jul-12	to 30-Jun-14	Non-Donor Project	0.00	0.00	0.00	0.00 %			
				0.00	0.00	0.00 %	Taka Release : % of Allocation :	0.00 0.00 %	0.00 0.00 %
1,321	5205-0503	Construction of 4 Water Buses for Conducting in the Circulated Waterways Around the Dhaka City.	300.00 300.00 0.00	297.00 297.00 0.00	149.00 149.00 0.00	50.17 % 50.17 % 0.00 %	85.00 % 85.00 % 0.00 %	298.00 0.00 99.33 %	85.00 % 0.00 % 0.00 %
1-Sep-11	to 31-Dec-12	Non-Donor Project	0.00	0.00	0.00	0.00 %			
				0.00	0.00	0.00 %	Taka Release : % of Allocation :	0.00 0.00 %	0.00 0.00 %

Project-wise Implementation Status of the project under Ministry of Shipping

Reporting Period: July 2012 To June 2013

RADP:2012-13

(Taka in Lakh)

SI No.	Ministry/Division Name Agency Name Project Code and Name		Project Cost	Target and Progress			Cumulative Progress upto Reporting Period		
				Financial		Physical (% of Total Project) A) Target B) Progress	Fin. Total PA (% of Projects Cost)	Physical Progress in %	
				Allocation	Expenditure				
Implementation Period	Development Partner	A) Total B) Taka C) PA D) RPA	A) Total B) Taka C) PA D) RPA E) CDVAT	A) Total B) Taka C) PA D) RPA E) CDVAT	% of Allocation	A) Target B) Progress	Fin. Total PA (% of Projects Cost)	Physical Progress in %	
1	2	3	4	5	6	7	8	9	
1,322	5205-0504	Construction of 2 Passengers Ships for BIWTC for Conducting in the Internal Waterways.	5,144.00	2,055.00	2,055.00	100.00 %	75.00 %	2,055.00	57.00 %
			5,144.00	2,055.00	2,055.00	100.00 %	57.00 %	0.00	
			0.00	0.00	0.00	0.00 %		39.95 %	
			0.00	0.00	0.00	0.00 %		0.00 %	
1-Apr-12 to 31-Dec-13	Non-Donor Project		0.00	0.00	0.00	0.00 %			
				0.00	0.00	0.00 %			
								Taka Release : 0.00	
								% of Allocation : 0.00 %	
	Executing Agency Total		40,213.00	4,249.00	4,001.00	94.16 %			
			40,213.00	4,249.00	4,001.00	94.16 %			
			0.00	0.00	0.00	0.00 %			
			0.00	0.00	0.00	0.00 %			
				0.00	0.00	0.00 %			
								Taka Release : 1,800.00	
								% of Allocation : 42.36 %	
Mongla Port Authority									
1,323	5205-8190	Dredging at the Outer Bar in the Pashur Channel.	12,281.69	2.00	0.00	0.00 %	0.00 %	3.00	0.00 %
			12,281.69	2.00	0.00	0.00 %	0.00 %	0.00	
			0.00	0.00	0.00	0.00 %		0.02 %	
			0.00	0.00	0.00	0.00 %		0.00 %	
1-Jul-06 to 30-Jun-13	Non-Donor Project		0.00	0.00	0.00	0.00 %			
				0.00	0.00	0.00 %			
								Taka Release : 0.00	
								% of Allocation : 0.00 %	

Project-wise Implementation Status of the project under Ministry of Shipping

Reporting Period: July 2012 To June 2013

RADP:2012-13

(Taka in Lakh)

SI No.	Ministry/Division Name Agency Name Project Code and Name		Project Cost	Target and Progress			Cumulative Progress upto Reporting Period		
				Financial		Physical (% of Total Project) A) Target B) Progress	Fin. Total PA (% of Projects Cost)	Physical Progress in %	
	Allocation	Expenditure							
	Implementation Period	Development Partner	A) Total B) Taka C) PA D) RPA	A) Total B) Taka C) PA D) RPA E) CDVAT	A) Total B) Taka C) PA D) RPA E) CDVAT	% of Allocation			
	1	2	3	4	5	6	7	8	9
1,324	5205-9683	Navigational Aids to Mongla Port.	2,300.00 2,300.00 0.00 0.00	2,200.00 2,200.00 0.00 0.00	2,134.06 2,134.06 0.00 0.00	97.00 % 97.00 % 0.00 % 0.00 %	36.18 % 36.18 % 0.00 % 0.00 %	2,139.46 0.00 93.02 % 0.00 %	100.00 %
1-Jul-08	to 30-Jun-13	Non-Donor Project						Taka Release : % of Allocation :	2,200.00 100.00 %
1,325	5205-9697	Dredging in Harber Area of Pashur Channel of Mongla Port.	10,000.00 10,000.00 0.00 0.00	100.00 100.00 0.00 0.00	0.00 0.00 0.00 0.00	0.00 % 0.00 % 0.00 % 0.00 %	0.00 % 0.00 % 0.00 % 0.00 %	15.00 0.00 0.15 % 0.00 %	0.05 %
1-Jul-10	to 30-Mar-13	Non-Donor Project						Taka Release : % of Allocation :	0.00 0.00 %
1,326	5205-9695	Collection of a Cutter Suction Dresser, Pilot and Despass for Mongla Port.	8,293.00 8,293.00 0.00 0.00	4,400.00 4,400.00 0.00 0.00	4,313.35 4,313.35 0.00 0.00	98.03 % 98.03 % 0.00 % 0.00 %	27.20 % 27.20 % 0.00 % 0.00 %	5,891.80 0.00 71.05 % 0.00 %	100.00 %
1-Jul-10	to 30-Jun-13	Non-Donor Project						Taka Release : % of Allocation :	4,400.00 100.00 %

Project-wise Implementation Status of the project under Ministry of Shipping

Reporting Period: July 2012 To June 2013

RADP:2012-13

(Taka in Lakh)

SI No.	Ministry/Division Name Agency Name Project Code and Name		Project Cost	Target and Progress			Cumulative Progress upto Reporting Period		
				Financial		Physical (% of Total Project) A) Target B) Progress	Fin. Total PA (% of Projects Cost)	Physical Progress in %	
				Allocation	Expenditure				
1	2	3	4	5	6	7	8	9	
1,327	5205-7270	Procurement of Six Numbers and Ancillary Crafts and Accessories and Accessories for Ministry of Water Resources and Ministry of Shipping (Mongla Port 1, BIWTA 3, BWDB 2) - Mongla Port Authority Part.	10,426.00	105.00	0.00	0.00 %	1.33 %	0.00	1.33 %
			2,652.00	0.00	0.00	0.00 %	1.33 %	0.00	
			7,774.00	105.00	0.00	0.00 %		0.00 %	
1-Aug-10 to 30-Jun-13	India		0.00	0.00	0.00	0.00 %			
				0.00	0.00	0.00 %	Taka Release :	0.00	
							% of Allocation :	0.00 %	
Executing Agency Total			43,300.69	6,807.00	6,447.41	94.72 %	Taka Release :	6,600.00	
			35,526.69	6,702.00	6,447.41	96.20 %	% of Allocation :	98.48 %	
			7,774.00	105.00	0.00	0.00 %			
			0.00	0.00	0.00	0.00 %			
				0.00	0.00	0.00 %			
Chittagong Port Authority (CPA)									
1,328	5205-9010	Chittagong Port Trade Facilitation Project (Chittagong Port Authority Component).	13,000.00	2,793.66	2,361.60	84.53 %	4.90 %	14,392.90	100.00 %
			2,987.00	583.66	500.00	85.67 %	4.90 %	10,885.10	
			10,013.00	2,210.00	1,861.60	84.24 %		110.71 %	
1-Jul-04 to 31-Dec-12	ADB		0.00	0.00	0.00	0.00 %		108.71 %	
				0.00	0.00	0.00 %	Taka Release :	500.00	
				0.00	0.00	0.00 %	% of Allocation :	85.67 %	

Project-wise Implementation Status of the project under Ministry of Shipping

Reporting Period: July 2012 To June 2013

RADP:2012-13

(Taka in Lakh)

SI No.	Ministry/Division Name Agency Name Project Code and Name		Project Cost	Target and Progress			Cumulative Progress upto Reporting Period		
				Financial		Physical (% of Total Project) A) Target B) Progress	Fin. Total PA (% of Projects Cost)	Physical Progress in %	
	Allocation	Expenditure							
	Implementation Period	Development Partner	A) Total B) Taka C) PA D) RPA	A) Total B) Taka C) PA D) RPA E) CDVAT	A) Total B) Taka C) PA D) RPA E) CDVAT	% of Allocation			
	1	2	3	4	5	6	7	8	9
1,329	5205-0505	Construction of 400 Metre Backup Facilities behind the Newly Constructed New Mooring Container Terminal.	11,270.00 11,270.00 0.00	7,359.45 7,359.45 0.00	2,353.86 2,353.86 0.00	31.98 % 31.98 % 0.00 %	39.50 % 18.50 % 0.00 %	7,939.38 0.00 70.45 % 0.00 %	79.00 %
1-Jul-08	to 30-Jun-13	Non-Donor Project	0.00	0.00	0.00	0.00 %			
				0.00	0.00	0.00 %	Taka Release : % of Allocation :	0.00 0.00 %	
1,330	5205-0507	Procurement of a Harbal Tag in Replacement of Old Tag Kandary-09 of Chittagong Port Authority.	5,214.00 5,214.00 0.00	4,000.00 4,000.00 0.00	349.00 349.00 0.00	8.73 % 8.73 % 0.00 %	100.00 % 45.00 % 0.00 %	349.00 0.00 6.69 % 0.00 %	45.00 %
1-Jul-11	to 30-Jun-13	Non-Donor Project	0.00	0.00	0.00	0.00 %			
				0.00	0.00	0.00 %	Taka Release : % of Allocation :	0.00 0.00 %	
1,331	5205-0506	Capital Dredging of and Bank Protection with Jetty Facilities in Karnafully River for Sadarghat Jetty and Third Karnafully Bridge.	37,634.00 37,634.00 0.00	18,071.27 18,071.27 0.00	8,621.81 8,621.81 0.00	47.71 % 47.71 % 0.00 %	57.92 % 36.50 % 0.00 %	15,812.72 0.00 42.02 % 0.00 %	78.58 %
1-Jul-09	to 30-Jun-13	Non-Donor Project	0.00	0.00	0.00	0.00 %			
				0.00	0.00	0.00 %	Taka Release : % of Allocation :	0.00 0.00 %	

Project-wise Implementation Status of the project under Ministry of Shipping

Reporting Period: July 2012 To June 2013

RADP:2012-13

(Taka in Lakh)

SI No.	Ministry/Division Name Agency Name Project Code and Name		Project Cost	Target and Progress			Cumulative Progress upto Reporting Period		
				Financial		Physical (% of Total Project) A) Target B) Progress	Fin. Total PA (% of Projects Cost)	Physical Progress in %	
	Allocation	Expenditure							
	Implementation Period	Development Partner	A) Total B) Taka C) PA D) RPA	A) Total B) Taka C) PA D) RPA E) CDVAT	A) Total B) Taka C) PA D) RPA E) CDVAT	% of Allocation			
	1	2	3	4	5	6	7	8	9
1,332	5205-0508	Study for the Construction of Karnafuly Container Terminal (KCT).	385.40 385.40 0.00 0.00	385.40 385.40 0.00 0.00	77.00 77.00 0.00 0.00	19.98 % 19.98 % 0.00 % 0.00 %	0.00 % 0.00 % 19.98 % 0.00 %	77.00 0.00 19.98 % 0.00 %	0.00 % 0.00 % 0.00 % 0.00 %
1-Sep-11 to 30-May-13	Non-Donor Project		0.00	0.00	0.00	0.00 %			
				0.00	0.00	0.00 %	Taka Release : % of Allocation :	0.00 0.00 %	0.00 0.00 %
1,333	5205-0509	Procurement of one Sea Going Water Supply Vessel.	2,005.00 2,005.00 0.00 0.00	2,005.00 2,005.00 0.00 0.00	180.00 180.00 0.00 0.00	8.98 % 8.98 % 0.00 % 0.00 %	100.00 % 40.00 % 0.00 % 0.00 %	180.00 0.00 8.98 % 0.00 %	40.00 % 0.00 % 0.00 % 0.00 %
1-Jul-12 to 30-Jun-13	Non-Donor Project		0.00	0.00	0.00	0.00 %			
				0.00	0.00	0.00 %	Taka Release : % of Allocation :	0.00 0.00 %	0.00 0.00 %
1,334	5205-0510	Vessel Traffic Management Information System (VTMIS).	4,619.00 4,619.00 0.00 0.00	4,619.00 4,619.00 0.00 0.00	3,116.00 3,116.00 0.00 0.00	67.46 % 67.46 % 0.00 % 0.00 %	85.00 % 85.00 % 0.00 % 0.00 %	3,116.00 0.00 67.46 % 0.00 %	85.00 % 0.00 % 0.00 % 0.00 %
1-Jul-11 to 31-Dec-13	Non-Donor Project		0.00	0.00	0.00	0.00 %			
				0.00	0.00	0.00 %	Taka Release : % of Allocation :	0.00 0.00 %	0.00 0.00 %

Project-wise Implementation Status of the project under Ministry of Shipping

Reporting Period: July 2012 To June 2013

RADP:2012-13

(Taka in Lakh)

SI No.	Ministry/Division Name Agency Name Project Code and Name		Project Cost	Target and Progress			Cumulative Progress upto Reporting Period		
				Financial		Physical (% of Total Project) A) Target B) Progress	Fin. Total PA (% of Projects Cost)	Physical Progress in %	
	Allocation	Expenditure							
	Implementation Period	Development Partner	A) Total B) Taka C) PA D) RPA	A) Total B) Taka C) PA D) RPA E) CDVAT	A) Total B) Taka C) PA D) RPA E) CDVAT	% of Allocation			
	1	2	3	4	5	6	7	8	9
1,335	5205-0511	Installation of Surface Water Treatment Plant.	3,419.00	3,419.00	41.50	1.21 %	8.00 %	41.50	8.00 %
			3,419.00	3,419.00	41.50	1.21 %	8.00 %	0.00	
			0.00	0.00	0.00	0.00 %		1.21 %	
			0.00	0.00	0.00	0.00 %		0.00 %	
1-Jan-12 to 30-Jun-13	Non-Donor Project		0.00	0.00	0.00	0.00 %			
				0.00	0.00	0.00 %		Taka Release : 0.00	
					0.00	0.00 %		% of Allocation : 0.00 %	
1,336	5205-0512	Procurement of 29 Nos. Container and Cargo Handling Equipment.	23,877.00	23,877.10	7,910.42	33.13 %	33.13 %	7,910.42	33.13 %
			23,877.00	23,877.10	7,910.42	33.13 %	33.13 %	0.00	
			0.00	0.00	0.00	0.00 %		33.13 %	
			0.00	0.00	0.00	0.00 %		0.00 %	
1-Mar-12 to 30-Jun-13	Non-Donor Project		0.00	0.00	0.00	0.00 %			
				0.00	0.00	0.00 %		Taka Release : 0.00	
					0.00	0.00 %		% of Allocation : 0.00 %	
1,337	5205-0513	Procurement of three Reconditioned Container Vessels to ply within Chittagong Pangaon Route	4,992.00	4,992.00	499.20	10.00 %	60.00 %	499.20	60.00 %
			4,992.00	4,992.00	499.20	10.00 %	60.00 %	0.00	
			0.00	0.00	0.00	0.00 %		10.00 %	
			0.00	0.00	0.00	0.00 %		0.00 %	
1-Nov-12 to 30-Jun-13	Non-Donor Project		0.00	0.00	0.00	0.00 %			
				0.00	0.00	0.00 %		Taka Release : 0.00	
					0.00	0.00 %		% of Allocation : 0.00 %	

Project-wise Implementation Status of the project under Ministry of Shipping

Reporting Period: July 2012 To June 2013

RADP:2012-13

(Taka in Lakh)

SI No.	Ministry/Division Name Agency Name Project Code and Name		Project Cost	Target and Progress			Cumulative Progress upto Reporting Period		
				Financial		Physical (% of Total Project) A) Target B) Progress	Fin. Total PA (% of Projects Cost)	Physical Progress in %	
	Allocation	Expenditure							
	Implementation Period	Development Partner	A) Total B) Taka C) PA D) RPA	A) Total B) Taka C) PA D) RPA E) CDVAT	A) Total B) Taka C) PA D) RPA E) CDVAT	% of Allocation			
	1	2	3	4	5	6	7	8	9

Executing Agency Total	106,415.40	71,521.88	25,510.39	35.67 %	Taka Release : 500.00 % of Allocation : 0.72 %
	96,402.40	69,311.88	23,648.79	34.12 %	
	10,013.00	2,210.00	1,861.60	84.24 %	
	0.00	0.00	0.00	0.00 %	
		0.00	0.00	0.00 %	
Ministry Total	723,899.20	128,157.88	78,270.52	61.07 %	Taka Release : 42,002.25 % of Allocation : 36.16 %
	635,719.10	116,165.88	67,164.77	57.82 %	
	88,180.10	11,992.00	11,105.75	92.61 %	
	1,600.00	150.00	0.00	0.00 %	
		2,600.00	0.00	0.00 %	

Project-wise Implementation Status of the project under Ministry of Civil Aviation and Tourism

Reporting Period: July 2012 To June 2013

RADP:2012-13

(Taka in Lakh)

SI No.	Ministry/Division Name Agency Name Project Code and Name		Project Cost	Target and Progress			Cumulative Progress upto Reporting Period		
				Financial		Physical (% of Total Project) A) Target B) Progress	Fin. Total PA (% of Projects Cost)	Physical Progress in %	
	Allocation	Expenditure							
	Implementation Period	Development Partner	A) Total B) Taka C) PA D) RPA	A) Total B) Taka C) PA D) RPA E) CDVAT	A) Total B) Taka C) PA D) RPA E) CDVAT	% of Allocation			
	1	2	3	4	5	6	7	8	9

Ministry of Civil Aviation and Tourism

Bangladesh Parjatan Corporation

1,338	5305-7170	Development of Turism Facilities in different place of Bangladesh.	1,222.00 1,222.00 0.00 0.00	1.00 1.00 0.00 0.00	0.00 0.00 0.00 0.00	0.00 % 0.00 % 0.00 % 0.00 %	61.00 % 7.00 % 29.99 % 0.00 %	366.50 0.00 29.99 % 0.00 %	46.00 %
1-Jul-06	to 30-Jun-13	Non-Donor Project		0.00 0.00	0.00 0.00	0.00 % 0.00 %	Taka Release : % of Allocation :	0.00 0.00 %	
1,339	5305-7180	Development of Tourism Facilities at chainababgonj, Kishorgonj, Rajshahi and Rangpur.	1,435.47 1,435.47 0.00 0.00	319.00 319.00 0.00 0.00	237.20 237.20 0.00 0.00	74.36 % 74.36 % 0.00 % 0.00 %	20.00 % 20.00 % 67.55 % 0.00 %	969.72 0.00 67.55 % 0.00 %	100.00 %
1-Jul-10	to 30-Jun-13	Non-Donor Project		0.00 0.00	0.00 0.00	0.00 % 0.00 %	Taka Release : % of Allocation :	237.20 74.36 %	
1,340	5305-7190	Construction of a new parjaton Motel at Motel Shaikat Compound in Chittagongj and Horizontal Extension of Hotel Shaibal at Cox's bazar	4,496.00 4,496.00 0.00 0.00	936.25 936.25 0.00 0.00	936.25 936.25 0.00 0.00	100.00 % 100.00 % 0.00 % 0.00 %	48.00 % 48.00 % 35.02 % 0.00 %	1,574.63 0.00 35.02 % 0.00 %	64.00 %
1-Dec-10	to 30-Jun-13	Non-Donor Project		0.00 0.00	0.00 0.00	0.00 % 0.00 %	Taka Release : % of Allocation :	936.25 100.00 %	

Project-wise Implementation Status of the project under Ministry of Civil Aviation and Tourism

Reporting Period: July 2012 To June 2013

RADP:2012-13

(Taka in Lakh)

SI No.	Ministry/Division Name Agency Name Project Code and Name		Project Cost	Target and Progress			Cumulative Progress upto Reporting Period		
				Financial		Physical (% of Total Project) A) Target B) Progress	Fin. Total PA (% of Projects Cost)	Physical Progress in %	
	Allocation	Expenditure							
	Implementation Period	Development Partner	A) Total B) Taka C) PA D) RPA	A) Total B) Taka C) PA D) RPA E) CDVAT	A) Total B) Taka C) PA D) RPA E) CDVAT	% of Allocation			
	1	2	3	4	5	6	7	8	9

Executing Agency Total	7,153.47	1,256.25	1,173.45	93.41 %	Taka Release :	1,173.45
	7,153.47	1,256.25	1,173.45	93.41 %	% of Allocation :	93.41 %
	0.00	0.00	0.00	0.00 %		
	0.00	0.00	0.00	0.00 %		

Civil Aviation Authority of Bangladesh

1,341	5305-7031	Consultancy Services for the Project Entitled for Upgradation of Hazrat Shahjalal International Airport.	1,866.68 0.00 1,866.68	300.00 0.00 300.00	300.00 0.00 300.00	100.00 % 0.00 % 100.00 %	14.03 % 14.02 % 57.43 %	1,072.12 1,072.12 57.43 %	57.43%
1-Jul-07 to 30-Jun-14	Denmark		0.00	0.00 0.00	0.00 0.00	0.00 % 0.00 %			
							Taka Release :	0.00	
							% of Allocation :	0.00 %	
1,342	5305-5020	Up-gradation of Hazrat Shahjalal International Air Port.	53,126.96 8,529.56 44,597.40	22,000.00 0.00 22,000.00	22,059.64 1,677.53 20,382.11	100.27 % 0.00 % 92.65 %	48.94 % 32.49 % 41.52 %	22,059.64 20,382.11 45.70 %	32.49%
1-Jul-08 to 30-Jun-14	DRGA		0.00	0.00 0.00	0.00 0.00	0.00 % 0.00 %			
							Taka Release :	0.00	
							% of Allocation :	0.00 %	

Project-wise Implementation Status of the project under Ministry of Civil Aviation and Tourism

Reporting Period: July 2012 To June 2013

RADP:2012-13

(Taka in Lakh)

SI No.	Ministry/Division Name Agency Name Project Code and Name		Project Cost	Target and Progress			Cumulative Progress upto Reporting Period		
				Financial		Physical (% of Total Project) A) Target B) Progress	Fin. Total PA (% of Projects Cost)	Physical Progress in %	
	Allocation	Expenditure							
	Implementation Period	Development Partner	A) Total B) Taka C) PA D) RPA	A) Total B) Taka C) PA D) RPA E) CDVAT	A) Total B) Taka C) PA D) RPA E) CDVAT	% of Allocation			
	1	2	3	4	5	6	7	8	9
1,343	5305-7100	Development Project of Cox-bazar Air port (1st phase)	54,964.21 54,964.21 0.00 0.00	150.00 150.00 0.00 0.00	150.00 150.00 0.00 0.00	100.00 % 100.00 % 0.00 % 0.00 %	1.00 % 1.00 % 0.00 % 0.00 %	443.00 0.00 0.81 % 0.00 %	7.55 %
1-Jul-09	to 30-Jun-13	Non-Donor Project	0.00	0.00	0.00	0.00 %			
							Taka Release : % of Allocation :	150.00 100.00 %	
1,344	5305-0513	Asphalt Concrete Overlay over the Existing Runway at Hazrat Shahjalal International Airport.	18,821.16 18,821.16 0.00 0.00	10,233.00 10,233.00 0.00 0.00	10,143.17 10,143.17 0.00 0.00	99.12 % 99.12 % 0.00 % 0.00 %	77.13 % 77.13 % 0.00 % 0.00 %	10,259.19 0.00 54.51 % 0.00 %	77.14 %
1-Jul-08	to 30-Jun-13	Non-Donor Project	0.00	0.00	0.00	0.00 %			
							Taka Release : % of Allocation :	0.00 0.00 %	
1,345	5305-0514	Construction of CAAB Headquarters Complex at Hazrat Shahjalal International Airport.	6,140.90 6,140.90 0.00 0.00	240.00 240.00 0.00 0.00	36.45 36.45 0.00 0.00	15.19 % 15.19 % 0.00 % 0.00 %	1.43 % 0.28 % 0.00 % 0.00 %	126.45 0.00 2.06 % 0.00 %	0.96 %
1-Jan-11	to 30-Jun-13	Non-Donor Project	0.00	0.00	0.00	0.00 %			
							Taka Release : % of Allocation :	0.00 0.00 %	

Project-wise Implementation Status of the project under Ministry of Civil Aviation and Tourism

Reporting Period: July 2012 To June 2013

RADP:2012-13

(Taka in Lakh)

SI No.	Ministry/Division Name Agency Name Project Code and Name		Project Cost	Target and Progress			Cumulative Progress upto Reporting Period		
				Financial		Physical (% of Total Project) A) Target B) Progress	Fin. Total PA (% of Projects Cost)	Physical Progress in %	
	Allocation	Expenditure							
		A) Total B) Taka C) PA D) RPA E) CDVAT		A) Total B) Taka C) PA D) RPA E) CDVAT	% of Allocation				
1	2	3	4	5	6	7	8	9	
1,346	5305-0515	Extension of Passenger Apron from Fostrot Taxiway towards West and Export Cargo Apron from Northern Side of the Existing Export Cargo Apron at Shahjalal International Airport.	4,987.00 4,987.00 0.00 0.00	3,100.00 3,100.00 0.00 0.00	3,087.92 3,087.92 0.00 0.00	99.61 % 99.61 % 0.00 % 0.00 %	63.06 % 63.06 % 0.00 % 0.00 %	4,687.92 0.00 94.00 % 0.00 %	100.00 %
1-Jan-11 to 30-Jun-13	Non-Donor Project		0.00	0.00	0.00	0.00 %	Taka Release : % of Allocation :	0.00 0.00 %	
Executing Agency Total			139,906.91 93,442.83 46,464.08 0.00	36,023.00 13,723.00 22,300.00 0.00	35,777.18 15,095.07 20,682.11 0.00	99.32 % 110.00 % 92.74 % 0.00 %	Taka Release : % of Allocation :	150.00 1.09 %	
Ministry Total			147,060.38 100,596.30 46,464.08 0.00	37,279.25 14,979.25 22,300.00 0.00	36,950.63 16,268.52 20,682.11 0.00	99.12 % 108.61 % 92.74 % 0.00 %	Taka Release : % of Allocation :	1,323.45 8.84 %	

Project-wise Implementation Status of the project under Ministry of Post and Telecommunications

Reporting Period: July 2012 To June 2013

RADP:2012-13

(Taka in Lakh)

SI No.	Ministry/Division Name Agency Name Project Code and Name		Project Cost	Target and Progress			Cumulative Progress upto Reporting Period		
				Financial		Physical (% of Total Project) A) Target B) Progress	Fin. Total PA (% of Projects Cost)	Physical Progress in %	
	Allocation	Expenditure							
	Implementation Period	Development Partner	A) Total B) Taka C) PA D) RPA	A) Total B) Taka C) PA D) RPA E) CDVAT	A) Total B) Taka C) PA D) RPA E) CDVAT	% of Allocation			
	1	2	3	4	5	6	7	8	9

Ministry of Post and Telecommunications
Autonomous Bodies & Other Institutions

1,347	5405-7030	Optical Fibre Cable Network Development in 1000 Union Parishad.,	71,897.00	1,730.00	1,692.12	97.81 %	2.23 %	1,816.93	2.39%
			71,897.00	1,730.00	1,692.12	97.81 %	2.22 %	0.00	
			0.00	0.00	0.00	0.00 %		2.53 %	
			0.00	0.00	0.00	0.00 %		0.00 %	
1-Jan-12	to 30-Jun-14	Non-Donor Project							
				0.00	0.00	0.00 %		Taka Release :	1,730.00
					0.00	0.00 %		% of Allocation :	100.00 %

Executing Agency Total

71,897.00	1,730.00	1,692.12	97.81 %
71,897.00	1,730.00	1,692.12	97.81 %
0.00	0.00	0.00	0.00 %
0.00	0.00	0.00	0.00 %
	0.00	0.00	0.00 %

Taka Release :	1,730.00
% of Allocation :	100.00 %

Bangladesh Postal Department

1,348	5431-5755	Process Automation of Postal Department	5,059.47	729.85	503.30	68.96 %	14.43 %	2,316.17	45.78%
			5,059.47	729.85	503.30	68.96 %	9.95 %	0.00	
			0.00	0.00	0.00	0.00 %		45.78 %	
			0.00	0.00	0.00	0.00 %		0.00 %	
1-Jul-08	to 30-Jun-13	Non-Donor Project							
				0.00	0.00	0.00 %		Taka Release :	1,605.00
					0.00	0.00 %		% of Allocation :	219.91 %

Project-wise Implementation Status of the project under Ministry of Post and Telecommunications

Reporting Period: July 2012 To June 2013

RADP:2012-13

(Taka in Lakh)

SI No.	Ministry/Division Name Agency Name Project Code and Name		Project Cost	Target and Progress			Cumulative Progress upto Reporting Period		
				Financial		Physical (% of Total Project) A) Target B) Progress	Fin. Total PA (% of Projects Cost)	Physical Progress in %	
	Allocation	Expenditure							
	Implementation Period	Development Partner	A) Total B) Taka C) PA D) RPA	A) Total B) Taka C) PA D) RPA E) CDVAT	A) Total B) Taka C) PA D) RPA E) CDVAT	% of Allocation			
	1	2	3	4	5	6	7	8	9
1,349	5431-5130	Construction/Re-construction of Dilapidated Buildings of Bangladesh Post Office.	2,964.40 2,964.40 0.00 0.00	400.00 400.00 0.00 0.00	395.84 395.84 0.00 0.00	98.96 % 98.96 % 0.00 % 0.00 %	12.06 % 11.93 % 0.00 % 0.00 %	2,422.65 0.00 81.72 % 0.00 %	79.30 %
	1-Jul-08 to 31-Dec-13	Non-Donor Project						Taka Release : % of Allocation :	796.00 199.00 %
1,350	5431-5140	Construction of Ict Based Rural Post Office.	11,227.00 11,227.00 0.00 0.00	125.00 125.00 0.00 0.00	113.75 113.75 0.00 0.00	91.00 % 91.00 % 0.00 % 0.00 %	1.11 % 1.01 % 0.00 % 0.00 %	190.87 0.00 1.70 % 0.00 %	1.70 %
	1-Jul-11 to 30-Jun-13	Non-Donor Project						Taka Release : % of Allocation :	600.00 480.00 %
1,351	5431-5150	Post e-Centre for Rural Community.	54,094.00 54,094.00 0.00 0.00	400.00 400.00 0.00 0.00	367.67 367.67 0.00 0.00	91.92 % 91.92 % 0.00 % 0.00 %	0.74 % 0.68 % 0.00 % 0.00 %	494.80 0.00 0.91 % 0.00 %	0.92 %
	1-Jan-12 to 31-Dec-15	Non-Donor Project						Taka Release : % of Allocation :	860.00 215.00 %

Project-wise Implementation Status of the project under Ministry of Post and Telecommunications

Reporting Period: July 2012 To June 2013

RADP:2012-13

(Taka in Lakh)

SI No.	Ministry/Division Name Agency Name Project Code and Name		Project Cost	Target and Progress			Cumulative Progress upto Reporting Period		
				Financial		Physical (% of Total Project) A) Target B) Progress	Fin. Total PA (% of Projects Cost)	Physical Progress in %	
	Allocation	Expenditure							
	Implementation Period	Development Partner	A) Total B) Taka C) PA D) RPA	A) Total B) Taka C) PA D) RPA E) CDVAT	A) Total B) Taka C) PA D) RPA E) CDVAT	% of Allocation			
	1	2	3	4	5	6	7	8	9

Executing Agency Total	73,344.87	1,654.85	1,380.56	83.43 %	Taka Release :	3,861.00
	73,344.87	1,654.85	1,380.56	83.43 %	% of Allocation :	233.31 %
	0.00	0.00	0.00	0.00 %		
	0.00	0.00	0.00	0.00 %		

Bangladesh Telecommunication Regulatory Commission (BTRC)

1,352	5405-0001	Preparatory Function and Supervision in Launching a Communication and Broadcasting Satellite.	8,682.00	4,156.44	3,597.12	86.54 %	47.88 %	3,911.56	45.05 %
			8,682.00	4,156.44	3,597.12	86.54 %	41.43 %	0.00	
			0.00	0.00	0.00	0.00 %		45.05 %	
			0.00	0.00	0.00	0.00 %		0.00 %	

1-Jul-13	to 30-Jun-15	Non-Donor Project	0.00	0.00	0.00	0.00 %			
				0.00	0.00	0.00 %		Taka Release :	2,649.72
								% of Allocation :	63.75 %

Executing Agency Total	8,682.00	4,156.44	3,597.12	86.54 %	Taka Release :	2,649.72
	8,682.00	4,156.44	3,597.12	86.54 %	% of Allocation :	63.75 %
	0.00	0.00	0.00	0.00 %		
	0.00	0.00	0.00	0.00 %		

Bangladesh Telecommunication Company Ltd. (BTCL)

Project-wise Implementation Status of the project under Ministry of Post and Telecommunications

Reporting Period: July 2012 To June 2013

RADP:2012-13

(Taka in Lakh)

SI No.	Ministry/Division Name Agency Name Project Code and Name		Project Cost	Target and Progress			Cumulative Progress upto Reporting Period		
				Financial		Physical (% of Total Project) A) Target B) Progress	Fin. Total PA (% of Projects Cost)	Physical Progress in %	
	Allocation	Expenditure							
	Implementation Period	Development Partner	A) Total B) Taka C) PA D) RPA	A) Total B) Taka C) PA D) RPA E) CDVAT	A) Total B) Taka C) PA D) RPA E) CDVAT	% of Allocation			
	1	2	3	4	5	6	7	8	9
1,353	5441-7010	Telecomission Network Development.	62,286.25 11,350.72 50,935.53	6,293.00 293.00 6,000.00	347.14 287.26 59.88	5.52 % 98.04 % 1.00 %	10.10 % 0.46 % 3.20 % 1.85 %	1,990.15 942.26 3.20 % 1.85 %	3.09%
1-Jul-09	to 30-Jun-13	JICA	1,745.00	400.00 0.00	59.88 0.00	14.97 % 0.00 %		Taka Release : 1,581.25 % of Allocation : 539.68 %	
Executing Agency Total			62,286.25 11,350.72 50,935.53 1,745.00	6,293.00 293.00 6,000.00 400.00 0.00	347.14 287.26 59.88 59.88 0.00	5.52 % 98.04 % 1.00 % 14.97 % 0.00 %		Taka Release : 1,581.25 % of Allocation : 539.68 %	
Teletalk Bangladesh Limited (TBL)									
1,354	5405-7020	Introduction of 3G Technology and Expansion of 2.5G Network.	190,099.00 42,399.00 147,700.00	77,700.00 0.00 77,700.00	61,940.14 11,636.79 50,303.35	79.72 % 0.00 % 64.74 %	60.30 % 63.00 % 84.42 %	139,238.19 124,683.35 73.25 % 84.42 %	102.70%
1-Jan-11	to 31-Dec-12	CBC	0.00	0.00 0.00	0.00 0.00	0.00 % 0.00 %		Taka Release : 0.00 % of Allocation : 0.00 %	

Project-wise Implementation Status of the project under Ministry of Post and Telecommunications

Reporting Period: July 2012 To June 2013

RADP:2012-13

(Taka in Lakh)

SI No.	Ministry/Division Name Agency Name Project Code and Name		Project Cost	Target and Progress			Cumulative Progress upto Reporting Period		
				Financial		Physical (% of Total Project) A) Target B) Progress	Fin. Total PA (% of Projects Cost)	Physical Progress in %	
	Allocation	Expenditure							
	Implementation Period	Development Partner	A) Total B) Taka C) PA D) RPA	A) Total B) Taka C) PA D) RPA E) CDVAT	A) Total B) Taka C) PA D) RPA E) CDVAT	% of Allocation			
	1	2	3	4	5	6	7	8	9

Executing Agency Total	190,099.00	77,700.00	61,940.14	79.72 %	Taka Release :	0.00
	42,399.00	0.00	11,636.79	0.00 %		
	147,700.00	77,700.00	50,303.35	64.74 %		
	0.00	0.00	0.00	0.00 %		
		0.00	0.00	0.00 %		
Ministry Total	406,309.12	91,534.29	68,957.08	75.33 %	Taka Release :	9,821.97
	207,673.59	7,834.29	18,593.85	237.34 %		
	198,635.53	83,700.00	50,363.23	60.17 %		
	1,745.00	400.00	59.88	14.97 %		
		0.00	0.00	0.00 %		

Project-wise Implementation Status of the project under Ministry of Chittagong Hill Tracts Affairs

Reporting Period: July 2012 To June 2013

RADP:2012-13

(Taka in Lakh)

SI No.	Ministry/Division Name Agency Name Project Code and Name		Project Cost	Target and Progress			Cumulative Progress upto Reporting Period		
				Financial		Physical (% of Total Project) A) Target B) Progress	Fin. Total PA (% of Projects Cost)	Physical Progress in %	
	Allocation	Expenditure							
	Implementation Period	Development Partner	A) Total B) Taka C) PA D) RPA	A) Total B) Taka C) PA D) RPA E) CDVAT	A) Total B) Taka C) PA D) RPA E) CDVAT	% of Allocation			
	1	2	3	4	5	6	7	8	9

Ministry of Chittagong Hill Tracts Affairs

Ministry's Own

1,355	5501-5010	Lump provision for Chittagong Hill Tracts development.	9,500.00	9,500.00	9,361.47	98.54 %	100.00 %	9,361.47	100.00 %
			9,500.00	9,500.00	9,361.47	98.54 %	100.00 %	0.00	
			0.00	0.00	0.00	0.00 %		98.54 %	
			0.00	0.00	0.00	0.00 %		0.00 %	

1-Jul-12	to 30-Jun-13	Non-Donor Project		0.00	0.00	0.00 %			
				0.00	0.00	0.00 %			
								Taka Release :	9,500.00
								% of Allocation :	100.00 %

1,356	5501-5030	Promotiona of Development and Confidence Building in the Chittagong Hill-Tracts.	109,763.13	10,660.00	11,023.70	103.41 %	10.00 %	73,643.18	56.00 %
			500.00	0.00	0.00	0.00 %	7.00 %	73,643.18	
			109,263.13	10,660.00	11,023.70	103.41 %		67.09 %	
			109,263.13	0.00	0.00	0.00 %		67.40 %	

1-Apr-03	to 30-Sep-15	UNDP, CIDA, USAID, EC, NORAD, Norway		0.00	0.00	0.00 %			
				0.00	0.00	0.00 %			
								Taka Release :	0.00
								% of Allocation :	0.00 %

Executing Agency Total

119,263.13	20,160.00	20,385.17	101.12 %
10,000.00	9,500.00	9,361.47	98.54 %
109,263.13	10,660.00	11,023.70	103.41 %
109,263.13	0.00	0.00	0.00 %
	0.00	0.00	0.00 %

Taka Release :	9,500.00
% of Allocation :	100.00 %

Chittagong Hill Tracks Development Board

Project-wise Implementation Status of the project under Ministry of Chittagong Hill Tracts Affairs

Reporting Period: July 2012 To June 2013

RADP:2012-13

(Taka in Lakh)

SI No.	Ministry/Division Name Agency Name Project Code and Name		Project Cost A) Total B) Taka C) PA D) RPA	Target and Progress			Cumulative Progress upto Reporting Period		
				Financial		Physical (% of Total Project) A) Target B) Progress	Fin. Total PA (% of Projects Cost)	Physical Progress in %	
	Allocation	Expenditure							
1	2	3	4	5	6	7	8	9	
1,357	5505-7020	Lump provision for three local Government Parishads of Chittagong Hill Tracts.	3,000.00 3,000.00 0.00 0.00	3,000.00 3,000.00 0.00 0.00	3,391.26 3,391.26 0.00 0.00	113.04 % 113.04 % 0.00 % 0.00 %	100.00 % 100.00 % 113.04 % 0.00 %	3,391.26 0.00 113.04 % 0.00 %	100.00 %
1-Jul-12	to 30-Jun-13	Non-Donor Project						Taka Release : 3,000.00 % of Allocation : 100.00 %	
1,358	5505-7030	Lump provision for Chittagong Hill Tracts Development Board.	4,000.00 4,000.00 0.00 0.00	4,000.00 4,000.00 0.00 0.00	4,000.00 4,000.00 0.00 0.00	100.00 % 100.00 % 0.00 % 0.00 %	100.00 % 100.00 % 100.00 % 0.00 %	4,000.00 0.00 100.00 % 0.00 %	100.00 %
1-Jul-12	to 30-Jun-13	Non-Donor Project						Taka Release : 4,000.00 % of Allocation : 100.00 %	
1,359	5505-7100	Chittagong Hill Tracts Rural Development Project (2nd Phase)-PMU Component.	26,452.95 5,791.03 20,661.92 0.00	1,769.00 732.00 1,037.00 879.00	1,301.81 418.69 883.12 0.00	73.59 % 57.20 % 85.16 % 0.00 %	7.00 % 5.00 % 5.65 % 4.91 %	1,495.04 1,014.09 5.65 % 4.91 %	6.00 %
1-Jul-11	to 30-Jun-18	Non-Donor Project						Taka Release : 432.00 % of Allocation : 59.02 %	

Project-wise Implementation Status of the project under Ministry of Chittagong Hill Tracts Affairs

Reporting Period: July 2012 To June 2013

RADP:2012-13

(Taka in Lakh)

SI No.	Ministry/Division Name Agency Name Project Code and Name		Project Cost	Target and Progress			Cumulative Progress upto Reporting Period		
				Financial		Physical (% of Total Project) A) Target B) Progress	Fin. Total PA (% of Projects Cost)	Physical Progress in %	
	Allocation	Expenditure							
	Implementation Period	Development Partner	A) Total B) Taka C) PA D) RPA	A) Total B) Taka C) PA D) RPA E) CDVAT	A) Total B) Taka C) PA D) RPA E) CDVAT	% of Allocation			
	1	2	3	4	5	6	7	8	9
1,360	5505-7110	Chittagong Hill Tracts Rural Development Project (2nd Phase)-LGED Component.	24,040.00 4,607.58 19,432.42	800.00 290.00 510.00	666.93 267.26 399.67	83.37 % 92.16 % 78.37 %	5.00 % 3.00 %	1,136.40 623.86 4.73 % 3.21 %	5.00%
1-Jul-11	to 30-Jun-18	Non-Donor Project	0.00	215.00 0.00	399.67 0.00	185.89 % 0.00 %		Taka Release : 290.00 % of Allocation : 100.00 %	
1,361	5505-5010	Integrated Social Development Project in Chittagong Hill Tracts Area.	32,000.00 16,000.00 16,000.00	3,162.00 1,522.00 1,640.00	2,279.70 1,291.54 988.16	72.10 % 84.86 % 60.25 %	12.00 % 8.00 %	2,279.70 988.16 7.12 % 6.18 %	8.00%
1-Jul-12	to 30-Jun-17	Non-Donor Project	0.00	0.00 0.00	0.00 0.00	0.00 % 0.00 %		Taka Release : 1,522.00 % of Allocation : 100.00 %	
Executing Agency Total			89,492.95 33,398.61 56,094.34 0.00	12,731.00 9,544.00 3,187.00 1,094.00 0.00	11,639.70 9,368.75 2,270.95 399.67 0.00	91.43 % 98.16 % 71.26 % 36.53 % 0.00 %		Taka Release : 9,244.00 % of Allocation : 96.86 %	

Project-wise Implementation Status of the project under Ministry of Chittagong Hill Tracts Affairs

Reporting Period: July 2012 To June 2013

RADP:2012-13

(Taka in Lakh)

SI No.	Ministry/Division Name Agency Name Project Code and Name		Project Cost	Target and Progress			Cumulative Progress upto Reporting Period		
				Financial		Physical (% of Total Project) A) Target B) Progress	Fin. Total PA (% of Projects Cost)	Physical Progress in %	
	Allocation	Expenditure							
	Implementation Period	Development Partner	A) Total B) Taka C) PA D) RPA	A) Total B) Taka C) PA D) RPA E) CDVAT	A) Total B) Taka C) PA D) RPA E) CDVAT	% of Allocation			
	1	2	3	4	5	6	7	8	9
Ministry Total			208,756.08	32,891.00	32,024.87	97.37 %	Taka Release : 18,744.00		
			43,398.61	19,044.00	18,730.22	98.35 %	% of Allocation : 98.42 %		
			165,357.47	13,847.00	13,294.65	96.01 %			
			109,263.13	1,094.00	399.67	36.53 %			
				0.00	0.00	0.00 %			

Project-wise Implementation Status of the project under Power Division

Reporting Period: July 2012 To June 2013

RADP:2012-13

(Taka in Lakh)

SI No.	Ministry/Division Name		Project Cost	Target and Progress			Cumulative Progress upto Reporting Period	
	Agency Name			Financial		Physical (% of Total Project)	Fin. Total PA (% of Projects Cost)	Physical Progress in %
	Project Code and Name			Allocation	Expenditure			
	Implementation Period	Development Partner			A) Total B) Taka C) PA D) RPA E) CDVAT	A) Total B) Taka C) PA D) RPA E) CDVAT	% of Allocation	A) Target B) Progress
1	2	3	4	5	6	7	8	9

Power Division

Ministry's Own

1,362	5601-8373	Power Sector Capacity Development Program.	4,633.00	2,325.00	2,354.31	101.26 %	5.70 %	2,807.43	100.23%
			1,158.00	325.00	290.31	89.33 %	5.93 %	2,064.00	
			3,475.00	2,000.00	2,064.00	103.20 %		60.60 %	
			155.00	0.00	0.00	0.00 %		59.40 %	
1-Jul-07	to 30-Jun-14	ADB		50.00	0.00	0.00 %		Taka Release : 300.00	
								% of Allocation : 92.31 %	
1,363	5601-5011	Sustainable Energy for Development (SED).	6,606.00	543.00	538.50	99.17 %	29.20 %	7,062.50	99.88%
			573.00	13.00	10.50	80.77 %	29.08 %	6,993.92	
			6,033.00	530.00	528.00	99.62 %		106.91 %	
			1,928.00	0.00	0.00	0.00 %		115.93 %	
1-Jan-09	to 31-Dec-13	Germany		0.00	0.00	0.00 %		Taka Release : 13.00	
				0.00	0.00	0.00 %		% of Allocation : 100.00 %	
1,364	5601-5031	TA for Implementation of Bangladesh Power Sector Reform (Phase-2).	13,628.00	1,200.00	1,060.83	88.40 %	7.00 %	2,447.11	20.47%
			1,710.00	200.00	145.29	72.65 %	8.00 %	2,068.27	
			11,918.00	1,000.00	915.54	91.55 %		17.96 %	
			6,138.36	800.00	792.00	99.00 %		17.35 %	
1-Jan-11	to 31-Dec-15	World Bank		0.00	0.00	0.00 %		Taka Release : 200.00	
								% of Allocation : 100.00 %	

Project-wise Implementation Status of the project under Power Division

Reporting Period: July 2012 To June 2013

RADP:2012-13

(Taka in Lakh)

SI No.	Ministry/Division Name Agency Name Project Code and Name		Project Cost A) Total B) Taka C) PA D) RPA	Target and Progress			Cumulative Progress upto Reporting Period		
				Financial		Physical (% of Total Project) A) Target B) Progress	Fin. Total PA (% of Projects Cost)	Physical Progress in %	
	Allocation	Expenditure							
1	Implementation Period	2	3	4	5	6	7	8	9
1,365	5601-5041	Technical Assistance for Renewable Energy Development.	610.00	100.00	100.00	100.00 %	100.00 %	303.70	99.39%
			110.00	20.00	15.00	75.00 %		284.00	
			500.00	80.00	85.00	106.25 %	99.39 %	49.79 %	
			0.00	0.00	0.00	0.00 %		56.80 %	
1-Sep-11 to 31-Aug-14	ADB			0.00	0.00	0.00 %			
				0.00	0.00	0.00 %			
							Taka Release :	15.00	
							% of Allocation :	75.00 %	
1,366	5601-5010	Sector Assesment on Power System Efficiency Improvement Project-2.	588.00	76.00	110.30	145.13 %	60.00 %	620.30	138.88%
			70.00	6.00	5.30	88.33 %		615.00	
			518.00	70.00	105.00	150.00 %	98.88 %	105.49 %	
			0.00	0.00	0.00	0.00 %		118.73 %	
1-Jan-10 to 31-Dec-12	ADB			0.00	0.00	0.00 %			
				0.00	0.00	0.00 %			
							Taka Release :	6.00	
							% of Allocation :	100.00 %	
1,367	5601-5026	Technical Assistance for Wind Resource Mapping.	1,161.00	228.00	300.84	131.95 %	100.00 %	300.84	90.00%
			348.00	28.00	24.84	88.71 %		276.00	
			813.00	200.00	276.00	138.00 %	90.00 %	25.91 %	
			0.00	0.00	0.00	0.00 %		33.95 %	
1-Nov-12 to 31-Oct-14	USAID			130.00	0.00	0.00 %			
							Taka Release :	28.00	
							% of Allocation :	100.00 %	

Project-wise Implementation Status of the project under Power Division

Reporting Period: July 2012 To June 2013

RADP:2012-13

(Taka in Lakh)

SI No.	Ministry/Division Name Agency Name Project Code and Name		Project Cost	Target and Progress			Cumulative Progress upto Reporting Period		
				Financial		Physical (% of Total Project) A) Target B) Progress	Fin. Total PA (% of Projects Cost)	Physical Progress in %	
	Allocation	Expenditure							
	Implementation Period	Development Partner	A) Total B) Taka C) PA D) RPA	A) Total B) Taka C) PA D) RPA E) CDVAT	A) Total B) Taka C) PA D) RPA E) CDVAT	% of Allocation			
	1	2	3	4	5	6	7	8	9

Executing Agency Total	27,226.00	4,472.00	4,464.78	99.84 %	Taka Release :	562.00
	3,969.00	592.00	491.24	82.98 %	% of Allocation :	94.93 %
	23,257.00	3,880.00	3,973.54	102.41 %		
	8,221.36	800.00	792.00	99.00 %		
		180.00	0.00	0.00 %		

Bangladesh Power Development Board

1,368	5605-9000	Rehabilitation and modernisation of 1st and 2nd unit of Gorasal Thermal Station.	25,268.91 13,005.76 12,263.15 0.00	4,263.00 3,960.00 303.00 0.00	3,674.56 3,371.44 303.12 0.00	86.20 % 85.14 % 100.04 % 0.00 %	100.00 % 92.31 % 95.91 % 100.00 %	24,236.66 12,263.15 95.91 % 100.00 %	92.31 %
1-Jul-97	to 30-Jun-13	SC, CIS		300.00	200.00	66.67 %	Taka Release :	3,860.00	
							% of Allocation :	97.47 %	
1,369	5605-9070	Construction of Sylhet 150 MW Combined Cycle Power Plant and Associates Power Evacuation Facilities.	87,899.53 87,899.53 0.00 0.00	30,040.00 30,040.00 0.00 0.00	29,434.08 29,434.08 0.00 0.00	97.98 % 97.98 % 0.00 % 0.00 %	4.75 % 4.75 % 105.78 % 0.00 %	92,981.26 0.00 105.78 % 0.00 %	100.00 %
1-Jul-01	to 30-Jun-14	Non-Donor Project		0.00	0.00	0.00 %	Taka Release :	30,040.00	
							% of Allocation :	100.00 %	

Project-wise Implementation Status of the project under Power Division

Reporting Period: July 2012 To June 2013

RADP:2012-13

(Taka in Lakh)

SI No.	Ministry/Division Name Agency Name Project Code and Name		Project Cost	Target and Progress			Cumulative Progress upto Reporting Period		
				Financial		Physical (% of Total Project) A) Target B) Progress	Fin. Total PA (% of Projects Cost)	Physical Progress in %	
	Allocation	Expenditure							
	Implementation Period	Development Partner	A) Total B) Taka C) PA D) RPA	A) Total B) Taka C) PA D) RPA E) CDVAT	A) Total B) Taka C) PA D) RPA E) CDVAT	% of Allocation			
	1	2	3	4	5	6	7	8	9
1,370	5605-9080	Construction of Chandpur 150 MW Combined Cycle Power Station and Associated Power Evacuation Facilities (2nd Revised).	120,075.55 120,075.55 0.00	28,735.00 28,735.00 0.00	28,735.00 28,735.00 0.00	100.00 % 100.00 % 0.00 %	2.35 % 2.35 % 0.00 %	116,886.63 0.00 97.34 % 0.00 %	100.00 %
31-Jul-01 to 30-Jun-13	Non-Donor Project		0.00	0.00	0.00	0.00 %			
			0.00	0.00	0.00	0.00 %		Taka Release : 28,735.00 % of Allocation : 100.00 %	
1,371	5605-7240	Development of 10 Town Power Distribution.	50,688.71 23,787.53 26,901.18 0.00	4,100.00 2,300.00 1,800.00 0.00	4,039.62 2,239.62 1,800.00 0.00	98.53 % 97.37 % 100.00 % 0.00 %	3.00 % 3.00 % 0.00 % 0.00 %	29,755.99 20,174.28 58.70 % 74.99 %	77.75 %
1-Jul-04 to 30-Jun-14	ADB, NORAD, NDF		0.00	0.00	0.00	0.00 %			
			0.00	50.00	0.00	0.00 %		Taka Release : 2,250.00 % of Allocation : 97.83 %	
1,372	5605-7245	Emergency Rehabilitation, Expansion of Urban Areas Power Distribution System Under Chittagong Zone.	18,012.61 18,012.61 0.00 0.00	2,000.00 2,000.00 0.00 0.00	1,978.25 1,978.25 0.00 0.00	98.91 % 98.91 % 0.00 % 0.00 %	9.50 % 10.00 % 0.00 % 0.00 %	8,114.13 0.00 45.05 % 0.00 %	56.10 %
1-Jul-08 to 30-Jun-13	Non-Donor Project		0.00	0.00	0.00	0.00 %			
			0.00	0.00	0.00	0.00 %		Taka Release : 2,250.00 % of Allocation : 112.50 %	

Project-wise Implementation Status of the project under Power Division

Reporting Period: July 2012 To June 2013

RADP:2012-13

(Taka in Lakh)

SI No.	Ministry/Division Name Agency Name Project Code and Name		Project Cost	Target and Progress			Cumulative Progress upto Reporting Period		
				Financial		Physical (% of Total Project) A) Target B) Progress	Fin. Total PA (% of Projects Cost)	Physical Progress in %	
	Allocation	Expenditure							
	Implementation Period	Development Partner	A) Total B) Taka C) PA D) RPA	A) Total B) Taka C) PA D) RPA E) CDVAT	A) Total B) Taka C) PA D) RPA E) CDVAT	% of Allocation			
	1	2	3	4	5	6	7	8	9
1,373	5605-7250	Emergency Rehabilitation, Expansion of Urban Areas Power Distribution System under Rajshahi Zone.	11,001.48 11,001.48 0.00	2,200.00 2,200.00 0.00	2,200.00 2,200.00 0.00	100.00 % 100.00 % 0.00 %	4.50 % 4.50 % 0.00 %	7,770.48 0.00 70.63 % 0.00 %	100.00 %
1-Jul-08	to 30-Jun-14	Non-Donor Project	0.00	0.00	0.00	0.00 %			
				0.00	0.00	0.00 %	Taka Release : % of Allocation :	2,200.00 100.00 %	
1,374	5605-7330	Pre-payment Metering Project for Distribution Southern Zone Chittagong.	13,736.00 13,736.00 0.00	5.00 5.00 0.00	0.00 0.00 0.00	0.00 % 0.00 % 0.00 %	0.00 % 0.00 % 0.00 %	47.82 0.00 0.35 % 0.00 %	0.39 %
1-Jan-09	to 31-Dec-14	Non-Donor Project	0.00	0.00	0.00	0.00 %			
				0.00	0.00	0.00 %	Taka Release : % of Allocation :	0.00 0.00 %	
1,375	5605-7230	Greater Chittagong Power Distribution Project, Scada Rehabilitation.	10,404.91 1,816.00 8,588.91	475.00 75.00 400.00	565.38 74.00 491.38	119.03 % 98.67 % 122.85 %	53.00 % 53.00 %	3,243.53 2,912.81 31.17 % 33.91 %	100.00 %
1-Jan-09	to 31-Dec-14	Kuwait	0.00	0.00	0.00	0.00 %			
				0.00	0.00	0.00 %	Taka Release : % of Allocation :	75.00 100.00 %	

Project-wise Implementation Status of the project under Power Division

Reporting Period: July 2012 To June 2013

RADP:2012-13

(Taka in Lakh)

SI No.	Ministry/Division Name Agency Name Project Code and Name		Project Cost	Target and Progress			Cumulative Progress upto Reporting Period		
				Financial		Physical (% of Total Project) A) Target B) Progress	Fin. Total PA (% of Projects Cost)	Physical Progress in %	
	Allocation	Expenditure							
	Implementation Period	Development Partner	A) Total B) Taka C) PA D) RPA	A) Total B) Taka C) PA D) RPA E) CDVAT	A) Total B) Taka C) PA D) RPA E) CDVAT	% of Allocation			
	1	2	3	4	5	6	7	8	9
1,376	5605-9705	Construction of 820 mw Picking Power Plant.	591,939.64	30,000.00	30,000.00	100.00 %	11.14 %	491,585.94	99.16 %
			591,939.64	30,000.00	30,000.00	100.00 %	10.30 %	0.00	
			0.00	0.00	0.00	0.00 %		83.05 %	
			0.00	0.00	0.00	0.00 %		0.00 %	
1-Sep-09 to 30-Jun-14	Non-Donor Project		0.00	0.00	0.00	0.00 %			
				1,000.00	0.00	0.00 %		Taka Release : 30,000.00	
								% of Allocation : 100.00 %	
1,377	5605-9652	Bangladesh Central Zone Power Distribution Project.	143,943.38	20,000.00	19,616.20	98.08 %	20.00 %	47,145.39	52.83 %
			43,112.57	7,500.00	7,181.07	95.75 %	17.50 %	36,698.89	
			100,830.81	12,500.00	12,435.13	99.48 %		32.75 %	
			1,579.00	1,200.00	0.00	0.00 %		36.40 %	
23-Mar-10 to 30-Jun-15	JICA			6,500.00	0.00	0.00 %			
								Taka Release : 7,500.00	
								% of Allocation : 100.00 %	
1,378	5605-9730	Development of Chittagong Hill Tracks Power Distribution.	18,079.00	8,400.00	8,400.00	100.00 %	5.00 %	10,600.00	67.00 %
			18,079.00	8,400.00	8,400.00	100.00 %	5.00 %	0.00	
			0.00	0.00	0.00	0.00 %		58.63 %	
			0.00	0.00	0.00	0.00 %		0.00 %	
1-Jan-11 to 30-Jun-15	Non-Donor Project		0.00	0.00	0.00	0.00 %			
				0.00	0.00	0.00 %		Taka Release : 8,400.00	
								% of Allocation : 100.00 %	

Project-wise Implementation Status of the project under Power Division

Reporting Period: July 2012 To June 2013

RADP:2012-13

(Taka in Lakh)

SI No.	Ministry/Division Name Agency Name Project Code and Name		Project Cost	Target and Progress			Cumulative Progress upto Reporting Period		
				Financial		Physical (% of Total Project) A) Target B) Progress	Fin. Total PA (% of Projects Cost)	Physical Progress in %	
	Allocation	Expenditure							
		A) Total B) Taka C) PA D) RPA E) CDVAT		A) Total B) Taka C) PA D) RPA E) CDVAT	% of Allocation	A) Target B) Progress	Fin. Total PA (% of Projects Cost)	Physical Progress in %	
1	2	3	4	5	6	7	8	9	
1,379	5605-9736	Bhola 225 M.W. Combined Cycle Power Plant.	200,141.69	10,060.00	11,722.19	116.52 %	10.00 %	11,722.19	20.00 %
			59,561.88	1,060.00	1,060.00	100.00 %	10.00 %	10,662.19	
			140,579.81	9,000.00	10,662.19	118.47 %		5.86 %	
			0.00	0.00	0.00	0.00 %		7.58 %	
1-Jan-11 to 30-Jun-15	IDB			0.00	0.00	0.00 %			
				0.00	0.00	0.00 %		Taka Release : 1,060.00	
								% of Allocation : 100.00 %	
1,380	5605-5039	Installation of a 5 M.W. Solar Photo Voltic Grid Connected Power Plant in Kaptai.	19,259.43	105.00	92.31	87.91 %	15.00 %	92.31	31.31 %
			3,527.43	70.00	69.99	99.99 %	16.00 %	22.32	
			15,732.00	35.00	22.32	63.77 %		0.48 %	
			0.00	0.00	0.00	0.00 %		0.14 %	
1-Jul-11 to 31-Dec-14	ADB			0.00	0.00	0.00 %			
				0.00	0.00	0.00 %		Taka Release : 70.00	
								% of Allocation : 100.00 %	
1,381	5605-5042	Installation of an Off Grid Wind Solar Hybrid System with a HFO Diesel based Engine Steven Generator in Hatia Island.	13,101.93	325.00	341.51	105.08 %	3.00 %	341.51	3.00 %
			3,634.60	290.00	289.00	99.66 %	3.00 %	52.51	
			9,467.33	35.00	52.51	150.03 %		2.61 %	
			0.00	0.00	0.00	0.00 %		0.55 %	
1-Jan-12 to 31-Dec-14	ADB			0.00	0.00	0.00 %			
				0.00	0.00	0.00 %		Taka Release : 290.00	
								% of Allocation : 100.00 %	

Project-wise Implementation Status of the project under Power Division

Reporting Period: July 2012 To June 2013

RADP:2012-13

(Taka in Lakh)

SI No.	Ministry/Division Name Agency Name Project Code and Name		Project Cost	Target and Progress			Cumulative Progress upto Reporting Period		
				Financial		Physical (% of Total Project) A) Target B) Progress	Fin. Total PA (% of Projects Cost)	Physical Progress in %	
	Allocation	Expenditure							
	Implementation Period	Development Partner	A) Total B) Taka C) PA D) RPA	A) Total B) Taka C) PA D) RPA E) CDVAT	A) Total B) Taka C) PA D) RPA E) CDVAT	% of Allocation			
	1	2	3	4	5	6	7	8	9
1,382	5605-5043	Solar Street Lighting Programme in the City Corporation.	31,660.64	100.00	75.00	75.00 %	100.00 %	75.00	76.74 %
			8,001.64	100.00	75.00	75.00 %	76.74 %	0.00	
			23,659.00	0.00	0.00	0.00 %		0.24 %	
1-Jan-12	to 31-Dec-15	ADB	0.00	0.00	0.00	0.00 %		0.00 %	
				0.00	0.00	0.00 %	Taka Release :	75.00	
							% of Allocation :	75.00 %	
1,383	5605-5067	Construction of Shikalbaha 225 M.W. Dual Fuel Combined Cycle Power Plant.	202,242.00	200.00	198.68	99.34 %	11.00 %	198.68	11.11 %
			64,706.00	200.00	198.68	99.34 %	11.00 %	0.00	
			137,536.00	0.00	0.00	0.00 %		0.10 %	
1-Jan-12	to 30-Jun-16	OPEC, KDF, KSA	0.00	0.00	0.00	0.00 %		0.00 %	
				0.00	0.00	0.00 %	Taka Release :	200.00	
							% of Allocation :	100.00 %	
Executing Agency Total			1,557,455.41	141,008.00	141,072.78	100.05 %	Taka Release :	117,005.00	
			1,081,897.22	116,935.00	115,306.13	98.61 %	% of Allocation :	100.06 %	
			475,558.19	24,073.00	25,766.65	107.04 %			
			1,579.00	1,200.00	0.00	0.00 %			
				7,850.00	200.00	2.55 %			

Power Grid Company of Bangladesh

Project-wise Implementation Status of the project under Power Division

Reporting Period: July 2012 To June 2013

RADP:2012-13

(Taka in Lakh)

SI No.	Ministry/Division Name Agency Name Project Code and Name		Project Cost	Target and Progress			Cumulative Progress upto Reporting Period		
				Financial		Physical (% of Total Project) A) Target B) Progress	Fin. Total PA (% of Projects Cost)	Physical Progress in %	
	Allocation	Expenditure							
	Implementation Period	Development Partner	A) Total B) Taka C) PA D) RPA	A) Total B) Taka C) PA D) RPA E) CDVAT	A) Total B) Taka C) PA D) RPA E) CDVAT	% of Allocation			
	1	2	3	4	5	6	7	8	9
1,384	5605-7300	Construction and Extension of Grid Substations Including Transmission Line Facilities(Phase-I).	77,031.00 31,031.00 46,000.00	4,400.00 900.00 3,500.00	3,556.50 1,353.03 2,203.47	80.83 % 150.34 % 62.96 %	5.00 % 5.00 %	66,916.68 44,379.86 86.87 % 96.48 %	100.00 %
1-Jul-05	to 30-Jun-14	ADB, JBIC	0.00	0.00	0.00	0.00 %			
				100.00	0.00	0.00 %	Taka Release : % of Allocation :	1,200.00 133.33 %	
1,385	5605-7285	Meghnaghat-Aminbazar 400 kv Transmission Line Project(Phase-1).	59,710.03 32,677.90 27,032.13	12,500.00 6,500.00 6,000.00	11,642.85 6,688.35 4,954.50	93.14 % 102.90 % 82.58 %	7.00 % 7.50 %	35,425.73 21,094.85 59.33 % 78.04 %	100.57 %
1-Jul-06	to 30-Jun-14	ADB	0.00	0.00	0.00	0.00 %			
				3,500.00	0.00	0.00 %	Taka Release : % of Allocation :	4,500.00 69.23 %	
1,386	5605-7210	Aminbazar - Old Airport 230 kv Transmission Line and Associated Sub-stations.	65,272.70 28,020.40 37,252.30	13,500.00 6,500.00 7,000.00	13,477.97 6,927.97 6,550.00	99.84 % 106.58 % 93.57 %	25.00 % 23.66 %	60,233.65 40,861.68 92.28 % 109.69 %	98.66 %
1-Jul-06	to 30-Jun-14	ADB	0.00	0.00	0.00	0.00 %			
				2,600.00	0.00	0.00 %	Taka Release : % of Allocation :	6,500.00 100.00 %	

Project-wise Implementation Status of the project under Power Division

Reporting Period: July 2012 To June 2013

RADP:2012-13

(Taka in Lakh)

SI No.	Ministry/Division Name Agency Name Project Code and Name		Project Cost	Target and Progress			Cumulative Progress upto Reporting Period		
				Financial		Physical (% of Total Project) A) Target B) Progress	Fin. Total PA (% of Projects Cost)	Physical Progress in %	
				Allocation	Expenditure				
1	2	3	4	5	6	7	8	9	
1,387	5605-7220	Transmission Efficiency Improvement through Re-active Power Compencession at greed Sub-station and Re-Enforcement of Goalpara Sub-station.	20,452.80	4,500.00	3,589.63	79.77 %	22.00 %	11,139.56	98.60 %
			6,472.85	2,000.00	1,958.85	97.94 %	17.00 %	7,756.64	
			13,979.95	2,500.00	1,630.78	65.23 %		54.46 %	
1-Jul-07	to 30-Jun-14	KfW	0.00	0.00	1,630.78	0.00 %			
				200.00	0.00	0.00 %			
							Taka Release :	2,000.00	
							% of Allocation :	100.00 %	
1,388	5605-6010	Construction of Horipur 360 MW Combined Sycle Power Plant and Associated Sub-Station (PGCB Component).	22,376.20	6,350.00	5,577.41	87.83 %	25.00 %	19,497.56	113.53 %
			4,105.26	1,350.00	406.21	30.09 %	25.00 %	17,607.02	
			18,270.94	5,000.00	5,171.20	103.42 %		87.14 %	
1-Jul-01	to 30-Jun-14	JBIC	0.00	0.00	0.00	0.00 %		96.37 %	
				0.00	0.00	0.00 %			
							Taka Release :	1,400.00	
							% of Allocation :	103.70 %	
1,389	5605-7400	Construction of Shiddirgonj-Maniknagar 230kv Transmission Line.	39,170.25	10,900.00	10,246.86	94.01 %	27.00 %	20,545.98	110.85 %
			10,021.94	4,400.00	3,421.66	77.77 %	26.00 %	13,755.06	
			29,148.31	6,500.00	6,825.20	105.00 %		52.45 %	
1-Aug-09	to 31-Dec-14	World Bank	0.00	0.00	0.00	0.00 %		47.19 %	
				2,800.00	0.00	0.00 %			
							Taka Release :	4,000.00	
							% of Allocation :	90.91 %	

Project-wise Implementation Status of the project under Power Division

Reporting Period: July 2012 To June 2013

RADP:2012-13

(Taka in Lakh)

SI No.	Ministry/Division Name Agency Name Project Code and Name		Project Cost	Target and Progress			Cumulative Progress upto Reporting Period		
				Financial		Physical (% of Total Project) A) Target B) Progress	Fin. Total PA (% of Projects Cost)	Physical Progress in %	
	Allocation	Expenditure							
	Implementation Period	Development Partner	A) Total B) Taka C) PA D) RPA	A) Total B) Taka C) PA D) RPA E) CDVAT	A) Total B) Taka C) PA D) RPA E) CDVAT	% of Allocation			
	1	2	3	4	5	6	7	8	9
1,390	5605-7820 Grid Interconnection between Bangladesh (Bheramara) and India (Bahrapur) Project.		157,982.97	83,252.00	86,245.68	103.60 %	52.00 %	116,702.25	89.00 %
			66,912.54	33,252.00	32,375.79	97.36 %	54.00 %	73,579.08	
			91,070.43	50,000.00	53,869.89	107.74 %		73.87 %	
1-Jul-10	to 30-Jun-14	ADB	0.00	0.00	0.00	0.00 %		80.79 %	
				21,000.00	0.00	0.00 %	Taka Release :	33,252.00	
							% of Allocation :	100.00 %	
1,391	5605-9684 Bibiana-Kaliakoir 400 kv and Fenchugonj-Bibiana 230 Transmission Line.		146,499.41	27,300.00	25,206.67	92.33 %	18.00 %	47,349.15	50.49 %
			82,230.41	17,300.00	14,214.45	82.16 %	17.00 %	30,884.70	
			64,269.00	10,000.00	10,992.22	109.92 %		32.32 %	
1-Jul-10	to 30-Jun-14	UNICEF, South Korea	0.00	0.00	0.00	0.00 %		48.06 %	
				8,500.00	0.00	0.00 %	Taka Release :	16,800.00	
							% of Allocation :	97.11 %	
1,392	5605-9763 Bibiana-Comilla (north) 230 kv Transmission Line.		37,833.94	11,000.00	11,000.00	100.00 %	29.00 %	23,372.11	100.00 %
			37,833.94	11,000.00	11,000.00	100.00 %	28.00 %	0.00	
			0.00	0.00	0.00	0.00 %		61.78 %	
1-Oct-10	to 30-Jun-13	Non-Donor Project	0.00	0.00	0.00	0.00 %		0.00 %	
				350.00	206.27	58.93 %	Taka Release :	11,000.00	
							% of Allocation :	100.00 %	

Project-wise Implementation Status of the project under Power Division

Reporting Period: July 2012 To June 2013

RADP:2012-13

(Taka in Lakh)

SI No.	Ministry/Division Name		Project Cost	Target and Progress			Cumulative Progress upto Reporting Period	
	Agency Name			Financial		Physical (% of Total Project)	Fin. Total PA (% of Projects Cost)	Physical Progress in %
	Project Code and Name			Allocation	Expenditure			
Implementation Period	Development Partner		A) Total B) Taka C) PA D) RPA	A) Total B) Taka C) PA D) RPA E) CDVAT	A) Total B) Taka C) PA D) RPA E) CDVAT	% of Allocation	A) Target B) Progress	
1	2	3	4	5	6	7	8	9

Executing Agency Total	626,329.30	173,702.00	170,543.57	98.18 %	Taka Release :	80,652.00
	299,306.24	83,202.00	78,346.31	94.16 %	% of Allocation :	96.94 %
	327,023.06	90,500.00	92,197.26	101.88 %		
	0.00	0.00	1,630.78	0.00 %		
		39,050.00	206.27	0.53 %		

Rural Electrification Board

1,393	5605-6020	Construction of Horipur 360 MW Combined Cycle Power Plant and Associated Sub-Station (REB Component).	3,838.50	843.00	714.41	84.75 %	1.18 %	2,940.34	99.82 %
			577.14	243.00	242.26	99.70 %	1.00 %	2,535.12	
			3,261.36	600.00	472.15	78.69 %		76.60 %	
			0.00	0.00	0.00	0.00 %		77.73 %	
1-Jul-07	to 30-Jun-14	JICA		240.00	0.00	0.00 %	Taka Release :	243.00	
					0.00	0.00 %	% of Allocation :	100.00 %	
1,394	5605-9664	Efficient Lighting Initiative for Bangladesh (Part-1 and Part-2).	31,221.00	10.00	0.00	0.00 %	0.00 %	10,418.72	37.27 %
			281.00	5.00	0.00	0.00 %	0.00 %	10,296.17	
			30,940.00	5.00	0.00	0.00 %		33.37 %	
			30,940.00	5.00	0.00	0.00 %		33.28 %	
1-Jul-09	to 30-Jun-13	IDA		0.00	0.00	0.00 %	Taka Release :	0.00	
					0.00	0.00 %	% of Allocation :	0.00 %	

Project-wise Implementation Status of the project under Power Division

Reporting Period: July 2012 To June 2013

RADP:2012-13

(Taka in Lakh)

SI No.	Ministry/Division Name Agency Name Project Code and Name		Project Cost	Target and Progress			Cumulative Progress upto Reporting Period		
				Financial		Physical (% of Total Project) A) Target B) Progress	Fin. Total PA (% of Projects Cost)	Physical Progress in %	
	Allocation	Expenditure							
	Implementation Period	Development Partner	A) Total B) Taka C) PA D) RPA	A) Total B) Taka C) PA D) RPA E) CDVAT	A) Total B) Taka C) PA D) RPA E) CDVAT	% of Allocation			
	1	2	3	4	5	6	7	8	9
1,395	5605-9659	Rural Electrification Expansion Chittagong-Sylhet Division Programme-1.	59,776.81 49,776.81 10,000.00 0.00	17,500.00 17,500.00 0.00 0.00	17,382.05 17,382.05 0.00 0.00	99.33 % 99.33 % 0.00 % 0.00 %	25.00 % 20.00 % 0.00 % 0.00 %	31,274.68 0.00 52.32 % 0.00 %	77.48 %
	1-Jul-10 to 30-Jun-15	JICA		1,500.00	0.00	0.00 %		Taka Release : 17,500.00 % of Allocation : 100.00 %	
1,396	5605-7600	Rural Electrification Upgradation Project (Rajshahi, Rangpur, Khulna and Barisal Division)	145,075.41 39,644.93 105,430.48 55,856.00	42,600.00 7,600.00 35,000.00 0.00	42,852.49 7,583.00 35,269.49 0.00	100.59 % 99.78 % 100.77 % 0.00 %	12.00 % 12.00 % 0.00 % 0.00 %	55,692.20 45,407.89 38.39 % 43.07 %	55.37 %
	1-Jul-10 to 30-Jun-16	JICA		5,300.00	0.00	0.00 %		Taka Release : 7,600.00 % of Allocation : 100.00 %	
1,397	5605-7660	Rural Electrification Extension Dhaka Divisional Programme -1.	58,627.01 58,627.01 0.00 0.00	6,950.00 6,950.00 0.00 0.00	6,950.00 6,950.00 0.00 0.00	100.00 % 100.00 % 0.00 % 0.00 %	15.00 % 15.00 % 0.00 % 0.00 %	26,750.00 0.00 45.63 % 0.00 %	63.49 %
	1-Jul-10 to 30-Jun-14	Non-Donor Project		0.00	0.00	0.00 %		Taka Release : 6,950.00 % of Allocation : 100.00 %	

Project-wise Implementation Status of the project under Power Division

Reporting Period: July 2012 To June 2013

RADP:2012-13

(Taka in Lakh)

SI No.	Ministry/Division Name Agency Name Project Code and Name		Project Cost	Target and Progress			Cumulative Progress upto Reporting Period		
				Financial		Physical (% of Total Project) A) Target B) Progress	Fin. Total PA (% of Projects Cost)	Physical Progress in %	
	Allocation	Expenditure							
	Implementation Period	Development Partner	A) Total B) Taka C) PA D) RPA	A) Total B) Taka C) PA D) RPA E) CDVAT	A) Total B) Taka C) PA D) RPA E) CDVAT	% of Allocation			
	1	2	3	4	5	6	7	8	9
1,398	5605-7680	Rural Electrification Extension Rajshahi, Rangpur Divisional Programme -1.	48,723.74 48,723.74 0.00 0.00	12,000.00 12,000.00 0.00 0.00	12,000.00 12,000.00 0.00 0.00	100.00 % 100.00 % 0.00 % 0.00 %	15.00 % 15.00 % 0.00 % 0.00 %	24,242.37 0.00 49.75 % 0.00 %	67.55%
1-Jul-10	to 30-Jun-14	Non-Donor Project	0.00	0.00	0.00	0.00 %			
				0.00	0.00	0.00 %	Taka Release : % of Allocation :	12,000.00 100.00 %	
1,399	5605-7700	Rural Electrification Extension Barisal Divisional Programme -1.	26,771.88 12,931.40 13,840.48 0.00	1,100.00 1,100.00 0.00 0.00	1,056.91 1,056.91 0.00 0.00	96.08 % 96.08 % 0.00 % 0.00 %	10.00 % 9.00 % 0.00 % 0.00 %	7,398.33 0.00 27.63 % 0.00 %	36.68%
1-Jul-10	to 30-Jun-15	IDB	0.00	0.00	0.00	0.00 %			
				0.00	0.00	0.00 %	Taka Release : % of Allocation :	1,100.00 100.00 %	
1,400	5605-7800	Rural Electrification Extension Khulna Divisional Programme -1.	46,981.72 46,981.72 0.00 0.00	17,000.00 17,000.00 0.00 0.00	16,999.42 16,999.42 0.00 0.00	100.00 % 100.00 % 0.00 % 0.00 %	20.00 % 20.00 % 0.00 % 0.00 %	30,949.93 0.00 65.88 % 0.00 %	86.35%
1-Jan-11	to 30-Jun-15	Non-Donor Project	0.00	0.00	0.00	0.00 %			
				0.00	0.00	0.00 %	Taka Release : % of Allocation :	17,000.00 100.00 %	

Project-wise Implementation Status of the project under Power Division

Reporting Period: July 2012 To June 2013

RADP:2012-13

(Taka in Lakh)

SI No.	Ministry/Division Name Agency Name Project Code and Name		Project Cost	Target and Progress			Cumulative Progress upto Reporting Period		
				Financial		Physical (% of Total Project) A) Target B) Progress	Fin. Total PA (% of Projects Cost)	Physical Progress in %	
	Allocation	Expenditure							
	Implementation Period	Development Partner	A) Total B) Taka C) PA D) RPA	A) Total B) Taka C) PA D) RPA E) CDVAT	A) Total B) Taka C) PA D) RPA E) CDVAT	% of Allocation			
	1	2	3	4	5	6	7	8	9
1,401	5605-9740	Rural Electrification Expansion Programme at Gopalganj PABIS.	2,621.38 2,621.38 0.00 0.00	840.00 840.00 0.00 0.00	819.19 819.19 0.00 0.00	97.52 % 97.52 % 0.00 % 0.00 %	7.00 % 7.50 % 0.00 % 0.00 %	2,311.65 0.00 88.18 % 0.00 %	99.97 %
1-Jul-11	to 30-Jun-14	Non-Donor Project						Taka Release : % of Allocation :	840.00 100.00 %
1,402	5605-9698	Solar Power Irrigation Pump and Solar Home System.	2,679.00 1,005.00 1,674.00 0.00	905.00 205.00 700.00 0.00	996.76 184.25 812.51 0.00	110.14 % 89.88 % 116.07 % 0.00 %	78.00 % 78.00 % 0.00 % 0.00 %	2,196.21 1,778.83 81.98 % 106.26 %	100.00 %
1-Jul-11	to 30-Jun-13	Non-Donor Project						Taka Release : % of Allocation :	205.00 100.00 %
1,403	5605-5012	18 lakh Consumer Connection through Rural Electrification Expansion.	541,335.00 541,335.00 0.00 0.00	112,182.00 112,182.00 0.00 0.00	109,964.08 109,964.08 0.00 0.00	98.02 % 98.02 % 0.00 % 0.00 %	20.00 % 18.00 % 0.00 % 0.00 %	111,116.24 0.00 20.53 % 0.00 %	38.54 %
1-Jan-12	to 31-Dec-15	Non-Donor Project						Taka Release : % of Allocation :	112,182.00 100.00 %

Project-wise Implementation Status of the project under Power Division

Reporting Period: July 2012 To June 2013

RADP:2012-13

(Taka in Lakh)

SI No.	Ministry/Division Name Agency Name Project Code and Name		Project Cost	Target and Progress			Cumulative Progress upto Reporting Period		
				Financial		Physical (% of Total Project) A) Target B) Progress	Fin. Total PA (% of Projects Cost)	Physical Progress in %	
				Allocation	Expenditure				
1	2	3	4	5	6	7	8	9	
1,404	5605-9741	Power Connection at the Silo Project in Bagerhat PBS.	1,325.00	600.00	475.55	79.26 %	30.00 %	475.55	65.30 %
			1,325.00	600.00	475.55	79.26 %	28.00 %	0.00	
			0.00	0.00	0.00	0.00 %		35.89 %	
			0.00	0.00	0.00	0.00 %		0.00 %	
1-Jul-12	to 30-Jun-14	Non-Donor Project	0.00	0.00	0.00	0.00 %			
				0.00	0.00	0.00 %			
								Taka Release :	600.00
								% of Allocation :	100.00 %
		Executing Agency Total	968,976.45	212,530.00	210,210.86	98.91 %		Taka Release :	176,220.00
			803,830.13	176,225.00	173,656.71	98.54 %		% of Allocation :	100.00 %
			165,146.32	36,305.00	36,554.15	100.69 %			
			86,796.00	5.00	0.00	0.00 %			
				7,040.00	0.00	0.00 %			
		Dhaka Electric Supply Company (DESCO)							
1,405	5605-7251	Strengthening DESCOS Electric Distribution Network.	48,592.00	300.00	301.74	100.58 %	0.62 %	27,314.41	90.62 %
			17,889.42	0.00	0.00	0.00 %	0.62 %	22,976.65	
			30,702.58	300.00	301.74	100.58 %		56.21 %	
			0.00	0.00	0.00	0.00 %		74.84 %	
1-Jul-04	to 30-Jun-13	ADB	0.00	0.00	0.00	0.00 %			
				0.00	0.00	0.00 %			
								Taka Release :	0.00
								% of Allocation :	0.00 %

Project-wise Implementation Status of the project under Power Division

Reporting Period: July 2012 To June 2013

RADP:2012-13

(Taka in Lakh)

SI No.	Ministry/Division Name Agency Name Project Code and Name		Project Cost	Target and Progress			Cumulative Progress upto Reporting Period		
				Financial		Physical (% of Total Project) A) Target B) Progress	Fin. Total PA (% of Projects Cost)	Physical Progress in %	
				Allocation	Expenditure				
1	2	3	4	5	6	7	8	9	
1,406	5605-7255	Up-grading and Expanding Distribution System in Gulshan Circle .	59,490.00	500.00	529.14	105.83 %	0.84 %	34,536.40	90.85 %
			24,198.54	0.00	0.00	0.00 %	0.85 %	28,884.75	
			35,291.46	500.00	529.14	105.83 %		58.05 %	
1-Jul-06	to 30-Jun-13	ADB	0.00	0.00	0.00	0.00 %		81.85 %	
				0.00	0.00	0.00 %			
							Taka Release :	0.00	
							% of Allocation :	0.00 %	
		Executing Agency Total	108,082.00	800.00	830.88	103.86 %			
			42,087.96	0.00	0.00	0.00 %			
			65,994.04	800.00	830.88	103.86 %			
			0.00	0.00	0.00	0.00 %			
				0.00	0.00	0.00 %			
							Taka Release :	0.00	
							% of Allocation :	0.00 %	
Dhaka Power Distribution Company (DPDC)									
1,407	5605-5090	Development of New 132/63 kv and 33/11 Sub-station under DESA Project	55,341.81	27,000.00	26,084.60	96.61 %	48.00 %	39,001.68	123.75 %
			21,567.86	11,000.00	11,290.07	102.64 %	47.00 %	23,822.24	
			33,773.95	16,000.00	14,794.53	92.47 %		70.47 %	
1-Jul-06	to 31-Dec-14	ADB, KfW	0.00	0.00	0.00	0.00 %		70.53 %	
				7,300.00	0.00	0.00 %			
							Taka Release :	11,000.00	
							% of Allocation :	100.00 %	

Project-wise Implementation Status of the project under Power Division

Reporting Period: July 2012 To June 2013

RADP:2012-13

(Taka in Lakh)

SI No.	Ministry/Division Name Agency Name Project Code and Name		Project Cost	Target and Progress			Cumulative Progress upto Reporting Period		
				Financial		Physical (% of Total Project) A) Target B) Progress	Fin. Total PA (% of Projects Cost)	Physical Progress in %	
	Allocation	Expenditure							
	Implementation Period	Development Partner	A) Total B) Taka C) PA D) RPA	A) Total B) Taka C) PA D) RPA E) CDVAT	A) Total B) Taka C) PA D) RPA E) CDVAT	% of Allocation			
	1	2	3	4	5	6	7	8	9
1,408	5605-9690	Rehabilitation and Augmentation of Distribution of DPDC.	16,907.12 16,907.12 0.00 0.00	7,000.00 7,000.00 0.00 0.00	7,000.00 7,000.00 0.00 0.00	100.00 % 100.00 % 0.00 % 0.00 %	41.00 % 40.00 % 0.00 % 0.00 %	13,786.97 0.00 81.55 % 0.00 %	109.00 %
1-Jan-10	to 30-Jun-14	Non-Donor Project	0.00	0.00	0.00	0.00 %			
				0.00	0.00	0.00 %	Taka Release : % of Allocation :	7,000.00 100.00 %	
1,409	5605-5028	Installation/Shifting of 132 K.V., 33 K.V., 11 K.V., Under Ground and Overhead Line and Myor Mohammed Hanif Flyover of DCC.	7,817.00 7,817.00 0.00 0.00	2,500.00 2,500.00 0.00 0.00	2,495.00 2,495.00 0.00 0.00	99.80 % 99.80 % 0.00 % 0.00 %	31.00 % 31.00 % 0.00 % 0.00 %	2,495.00 0.00 31.92 % 0.00 %	31.00 %
1-Jan-13	to 30-Jun-13	Non-Donor Project	0.00	0.00	0.00	0.00 %			
				0.00	0.00	0.00 %	Taka Release : % of Allocation :	2,495.00 99.80 %	
Executing Agency Total			80,065.93 46,291.98 33,773.95 0.00	36,500.00 20,500.00 16,000.00 0.00	35,579.60 20,785.07 14,794.53 0.00	97.48 % 101.39 % 92.47 % 0.00 %		Taka Release : % of Allocation :	20,495.00 99.98 %

Electric Generation Company of Bangladesh Ltd. (EGCBL)

Project-wise Implementation Status of the project under Power Division

Reporting Period: July 2012 To June 2013

RADP:2012-13

(Taka in Lakh)

SI No.	Ministry/Division Name Agency Name Project Code and Name		Project Cost	Target and Progress			Cumulative Progress upto Reporting Period		
				Financial		Physical (% of Total Project) A) Target B) Progress	Fin. Total PA (% of Projects Cost)	Physical Progress in %	
	Allocation	Expenditure							
	Implementation Period	Development Partner	A) Total B) Taka C) PA D) RPA	A) Total B) Taka C) PA D) RPA E) CDVAT	A) Total B) Taka C) PA D) RPA E) CDVAT	% of Allocation			
	1	2	3	4	5	6	7	8	9
1,410	5606-9625	Construction of Shiddergonj 2*120 MW Piking Power Plant .	124,563.35 47,563.35 77,000.00	3,151.00 3,151.00 0.00	1,677.87 1,677.87 0.00	53.25 % 53.25 % 0.00 %	2.00 % 1.00 %	118,933.85 78,538.98 95.48 % 102.00 %	100.70 %
1-Jul-04	to 30-Jun-13	ADB	0.00	0.00	0.00	0.00 %			
				0.00	0.00	0.00 %	Taka Release : % of Allocation :	3,151.00 100.00 %	
1,411	5606-9635	Construction of Horipur 360 MW Combined Cycle Power Plant and Associated Sub-Station (EGCB Component).	370,379.15 53,129.48 317,249.67	113,960.00 4,560.00 109,400.00	114,683.23 4,157.64 110,525.59	100.63 % 91.18 % 101.03 %	30.00 % 30.00 %	250,332.14 228,737.91 67.59 % 72.10 %	82.93 %
1-Jul-07	to 30-Jun-14	JBIC	0.00	0.00	0.00	0.00 %			
				0.00	0.00	0.00 %	Taka Release : % of Allocation :	4,560.00 100.00 %	
1,412	5606-9636	Construction of Shiddirganj 335 M.W. Combined Cycle Power Plant.	423,947.56 241,718.19 182,229.37	34,500.00 7,500.00 27,000.00	30,758.35 3,910.45 26,847.90	89.15 % 52.14 % 99.44 %	8.00 % 7.00 %	30,841.91 26,847.90 7.27 % 14.73 %	12.87 %
1-Jan-09	to 30-Jun-15	World Bank	0.00	0.00	0.00	0.00 %			
				0.00	0.00	0.00 %	Taka Release : % of Allocation :	7,500.00 100.00 %	

Project-wise Implementation Status of the project under Power Division

Reporting Period: July 2012 To June 2013

RADP:2012-13

(Taka in Lakh)

SI No.	Ministry/Division Name Agency Name Project Code and Name		Project Cost	Target and Progress			Cumulative Progress upto Reporting Period		
				Financial		Physical (% of Total Project) A) Target B) Progress	Fin. Total PA (% of Projects Cost)	Physical Progress in %	
	Allocation	Expenditure							
	Implementation Period	Development Partner	A) Total B) Taka C) PA D) RPA	A) Total B) Taka C) PA D) RPA E) CDVAT	A) Total B) Taka C) PA D) RPA E) CDVAT	% of Allocation			
	1	2	3	4	5	6	7	8	9

Executing Agency Total	918,890.06	151,611.00	147,119.45	97.04 %	Taka Release :	15,211.00
	342,411.02	15,211.00	9,745.96	64.07 %	% of Allocation :	100.00 %
	576,479.04	136,400.00	137,373.49	100.71 %		
	0.00	0.00	0.00	0.00 %		
		0.00	0.00	0.00 %		

Ashugonj Power Station Company Ltd. (APSCL)

1,413	5605-7500	Construction of Ashugonj 450 m.w. Combined Cycle Power Plant (North).	340,002.50	700.00	202.55	28.94 %	0.05 %	202.55	0.05 %
			40,397.90	200.00	86.82	43.41 %	0.05 %	115.73	
			299,604.60	500.00	115.73	23.15 %		0.06 %	
			0.00	0.00	0.00	0.00 %		0.04 %	
1-Dec-11 to 30-Jun-15	ADB, IDB			0.00	0.00	0.00 %			
				0.00	0.00	0.00 %			
							Taka Release :	200.00	
							% of Allocation :	100.00 %	

Executing Agency Total	340,002.50	700.00	202.55	28.94 %	Taka Release :	200.00
	40,397.90	200.00	86.82	43.41 %	% of Allocation :	100.00 %
	299,604.60	500.00	115.73	23.15 %		
	0.00	0.00	0.00	0.00 %		
		0.00	0.00	0.00 %		

West Zone Power Distribution Company Ltd. (OGPDCL)

Project-wise Implementation Status of the project under Power Division

Reporting Period: July 2012 To June 2013

RADP:2012-13

(Taka in Lakh)

SI No.	Ministry/Division Name Agency Name Project Code and Name		Project Cost	Target and Progress			Cumulative Progress upto Reporting Period		
				Financial		Physical (% of Total Project) A) Target B) Progress	Fin. Total PA (% of Projects Cost)	Physical Progress in %	
				Allocation	Expenditure				
1	2	3	4	5	6	7	8	9	
1,414	5605-9722	Development of Power Distribution System of 21 Districts.	46,918.00	10,000.00	14,267.00	142.67 %	21.00 %	18,467.00	45.00 %
			46,918.00	10,000.00	14,267.00	142.67 %	30.00 %	0.00	
			0.00	0.00	0.00	0.00 %		39.36 %	
			0.00	0.00	0.00	0.00 %		0.00 %	
1-Jan-11	to 31-Dec-13	Non-Donor Project	0.00	0.00	0.00	0.00 %			
				0.00	0.00	0.00 %		Taka Release : 10,000.00	
								% of Allocation : 100.00 %	
Executing Agency Total			46,918.00	10,000.00	14,267.00	142.67 %		Taka Release : 10,000.00	
			46,918.00	10,000.00	14,267.00	142.67 %		% of Allocation : 100.00 %	
			0.00	0.00	0.00	0.00 %			
			0.00	0.00	0.00	0.00 %			
				0.00	0.00	0.00 %			
				0.00	0.00	0.00 %			
North-West Power Generation Company (NWPGC)									
1,415	5605-5040	Construction of Khulna 150 MW Piking Power Plant.	170,883.52	108,000.00	117,389.94	108.69 %	63.00 %	138,817.82	101.53 %
			114,125.17	79,000.00	79,025.30	100.03 %	64.00 %	54,518.04	
			56,758.35	29,000.00	38,364.64	132.29 %		81.24 %	
			0.00	0.00	0.00	0.00 %		96.05 %	
1-Jul-06	to 30-Jun-14	ADB	0.00	0.00	0.00	0.00 %			
				9,000.00	3,699.13	41.10 %		Taka Release : 79,000.00	
								% of Allocation : 100.00 %	

Project-wise Implementation Status of the project under Power Division

Reporting Period: July 2012 To June 2013

RADP:2012-13

(Taka in Lakh)

SI No.	Ministry/Division Name Agency Name Project Code and Name		Project Cost	Target and Progress			Cumulative Progress upto Reporting Period		
				Financial		Physical (% of Total Project) A) Target B) Progress	Fin. Total PA (% of Projects Cost)	Physical Progress in %	
	Allocation	Expenditure							
	Implementation Period	Development Partner	A) Total B) Taka C) PA D) RPA	A) Total B) Taka C) PA D) RPA E) CDVAT	A) Total B) Taka C) PA D) RPA E) CDVAT	% of Allocation			
	1	2	3	4	5	6	7	8	9
1,416	5605-5050	Construction of Sirajgonj 150 MW Gas Turbine Power Plant .	114,480.89 63,863.79 50,617.10	25,300.00 23,300.00 2,000.00	29,444.58 23,290.00 6,154.58	116.38 % 99.96 % 307.73 %	25.00 % 22.00 %	103,336.80 50,084.22 90.27 % 98.95 %	106.17 %
1-Jul-06	to 30-Jun-13	ADB	0.00	0.00 10.00	0.00 0.00	0.00 % 0.00 %	Taka Release : % of Allocation :	23,290.00 99.96 %	
1,417	5605-9720	Construction of Liquid Fuel System for Sirajgonj 150 MW Peaking Power Plant Project.	6,037.44 6,037.44 0.00 0.00	3,200.00 3,200.00 0.00 0.00	3,199.47 3,199.47 0.00 0.00	99.98 % 99.98 % 0.00 % 0.00 %	53.00 % 52.00 %	5,782.67 0.00 95.78 % 0.00 %	83.84 %
1-Jan-10	to 30-Jun-13	Non-Donor Project	0.00	0.00 200.00	0.00 0.00	0.00 % 0.00 %	Taka Release : % of Allocation :	3,200.00 100.00 %	
1,418	5605-9667	Bheramara Combined Cycle Power Plant (360 MW).	414,048.00 91,940.00 322,108.00 0.00	1,700.00 1,000.00 700.00 0.00	1,695.14 999.97 695.17 0.00	99.71 % 100.00 % 99.31 % 0.00 %	0.41 % 0.41 %	8,275.65 4,562.07 2.00 % 1.42 %	3.57 %
1-Jul-10	to 31-Dec-14	JICA	0.00	0.00 0.00	0.00 0.00	0.00 % 0.00 %	Taka Release : % of Allocation :	1,000.00 100.00 %	

Project-wise Implementation Status of the project under Power Division

Reporting Period: July 2012 To June 2013

RADP:2012-13

(Taka in Lakh)

SI No.	Ministry/Division Name Agency Name Project Code and Name		Project Cost	Target and Progress			Cumulative Progress upto Reporting Period		
				Financial		Physical (% of Total Project) A) Target B) Progress	Fin. Total PA (% of Projects Cost)	Physical Progress in %	
	Allocation	Expenditure							
	Implementation Period	Development Partner	A) Total B) Taka C) PA D) RPA	A) Total B) Taka C) PA D) RPA E) CDVAT	A) Total B) Taka C) PA D) RPA E) CDVAT	% of Allocation			
	1	2	3	4	5	6	7	8	9
1,419	5605-5027	Upgradation of Sirajgonj 150 M.W. Picking Power Plant to 225 M.W. Combined Cycle Power Plant.	67,889.82	9,900.00	9,899.98	100.00 %	14.00 %	9,899.98	14.00 %
			67,889.82	9,900.00	9,899.98	100.00 %	14.00 %	0.00	
			0.00	0.00	0.00	0.00 %		14.58 %	
			0.00	0.00	0.00	0.00 %		0.00 %	
1-Jan-12 to 30-Jun-14	Non-Donor Project		0.00	0.00	0.00	0.00 %			
				500.00	499.98	100.00 %		Taka Release : 9,900.00	
								% of Allocation : 100.00 %	
1,420	5605-5045	Upgradation of Khulna 150 M.W. Picking Power Plant to 225 M.W. Combined Cycle Power Plant.	83,343.00	100.00	99.92	99.92 %	0.12 %	99.92	0.12 %
			2,573.00	100.00	99.92	99.92 %	0.12 %	0.00	
			80,770.00	0.00	0.00	0.00 %		0.12 %	
			0.00	0.00	0.00	0.00 %		0.00 %	
2-Dec-12 to 31-Dec-14	ADB		0.00	0.00	0.00	0.00 %			
				0.00	0.00	0.00 %		Taka Release : 100.00	
								% of Allocation : 100.00 %	
Executing Agency Total			856,682.67	148,200.00	161,729.03	109.13 %		Taka Release : 116,490.00	
			346,429.22	116,500.00	116,514.64	100.01 %		% of Allocation : 99.99 %	
			510,253.45	31,700.00	45,214.39	142.63 %			
			0.00	0.00	0.00	0.00 %			
				9,710.00	4,199.11	43.25 %			

Project-wise Implementation Status of the project under Power Division

Reporting Period: July 2012 To June 2013

RADP:2012-13

(Taka in Lakh)

SI No.	Ministry/Division Name Agency Name Project Code and Name		Project Cost	Target and Progress			Cumulative Progress upto Reporting Period		
				Financial		Physical (% of Total Project) A) Target B) Progress	Fin. Total PA (% of Projects Cost)	Physical Progress in %	
	Allocation	Expenditure							
	Implementation Period	Development Partner	A) Total B) Taka C) PA D) RPA	A) Total B) Taka C) PA D) RPA E) CDVAT	A) Total B) Taka C) PA D) RPA E) CDVAT	% of Allocation			
	1	2	3	4	5	6	7	8	9

Ministry Total	5,530,628.32	879,523.00	886,020.50	100.74 %	Taka Release : 536,835.00 % of Allocation : 99.53 %
	3,053,538.67	539,365.00	529,199.88	98.12 %	
	2,477,089.65	340,158.00	356,820.62	104.90 %	
	96,596.36	2,005.00	2,422.78	120.84 %	
		71,130.00	4,605.38	6.47 %	

Project-wise Implementation Status of the project under Supreme Court

Reporting Period: July 2012 To June 2013

RADP:2012-13

(Taka in Lakh)

SI No.	Ministry/Division Name Agency Name Project Code and Name		Project Cost	Target and Progress			Cumulative Progress upto Reporting Period		
				Financial		Physical (% of Total Project) A) Target B) Progress	Fin. Total PA (% of Projects Cost)	Physical Progress in %	
	Allocation	Expenditure							
	Implementation Period	Development Partner	A) Total B) Taka C) PA D) RPA	A) Total B) Taka C) PA D) RPA E) CDVAT	A) Total B) Taka C) PA D) RPA E) CDVAT	% of Allocation			
	1	2	3	4	5	6	7	8	9

Supreme Court
Supreme court

1,421	6121-5010	Judicial Strengthening (JUST).	3,362.00	1,154.00	940.00	81.46 %	30.00 %	940.00	24.00 %
			122.00	11.00	3.00	27.27 %	24.00 %	937.00	
			3,240.00	1,143.00	937.00	81.98 %		27.96 %	
			0.00	0.00	0.00	0.00 %		28.92 %	
1-Jul-12	to 30-Jun-15	UNDP		8.00	0.00	0.00 %			
							Taka Release :	5.50	
							% of Allocation :	50.00 %	

Executing Agency Total			3,362.00	1,154.00	940.00	81.46 %			
			122.00	11.00	3.00	27.27 %			
			3,240.00	1,143.00	937.00	81.98 %			
			0.00	0.00	0.00	0.00 %			
				8.00	0.00	0.00 %			
							Taka Release :	5.50	
							% of Allocation :	50.00 %	
Ministry Total			3,362.00	1,154.00	940.00	81.46 %			
			122.00	11.00	3.00	27.27 %			
			3,240.00	1,143.00	937.00	81.98 %			
			0.00	0.00	0.00	0.00 %			
				8.00	0.00	0.00 %			
							Taka Release :	5.50	
							% of Allocation :	50.00 %	

Project-wise Implementation Status of the project under Ministry of Liberation War Affairs

Reporting Period: July 2012 To June 2013

RADP:2012-13

(Taka in Lakh)

SI No.	Ministry/Division Name Agency Name Project Code and Name		Project Cost A) Total B) Taka C) PA D) RPA	Target and Progress			Cumulative Progress upto Reporting Period		
				Financial		Physical (% of Total Project) A) Target B) Progress	Fin. Total PA (% of Projects Cost)	Physical Progress in %	
	Allocation	Expenditure							
1	Implementation Period	2 Development Partner	3	4 A) Total B) Taka C) PA D) RPA E) CDVAT	5 A) Total B) Taka C) PA D) RPA E) CDVAT	6 % of Allocation	7	8	9

Ministry of Liberation War Affairs

Ministry's Own

1,422	6301-6140	Development and Preveration of mentionable site of face to face war.	1,010.80 1,010.80 0.00 0.00	534.00 534.00 0.00 0.00	414.40 414.40 0.00 0.00	77.60 % 77.60 % 0.00 % 0.00 %	53.00 % 41.00 % 78.54 % 0.00 %	793.85 0.00 78.54 % 0.00 %	78.53%
1-Jul-08	to 30-Jun-13	Non-Donor Project						Taka Release : % of Allocation :	534.00 100.00 %
1,423	6301-6150	Construction of independence Tower at Suhrawardi uddayan(2nd phase).	18,161.14 18,161.14 0.00 0.00	10,500.00 10,500.00 0.00 0.00	10,363.77 10,363.77 0.00 0.00	98.70 % 98.70 % 0.00 % 0.00 %	58.00 % 57.00 % 71.26 % 0.00 %	12,942.28 0.00 71.26 % 0.00 %	72.00%
1-Jul-09	to 31-Dec-13	Non-Donor Project						Taka Release : % of Allocation :	10,500.00 100.00 %
1,424	6301-7010	Construction of Residential and Commercial Bhaban at Gaznabi Road in Dhaka for Freedom Fighters.	6,504.00 6,504.00 0.00 0.00	1,560.00 1,560.00 0.00 0.00	1,555.25 1,555.25 0.00 0.00	99.70 % 99.70 % 0.00 % 0.00 %	24.00 % 24.00 % 64.01 % 0.00 %	4,162.99 0.00 64.01 % 0.00 %	61.00%
1-Jan-10	to 31-Dec-13	Non-Donor Project						Taka Release : % of Allocation :	1,560.00 100.00 %

Project-wise Implementation Status of the project under Ministry of Liberation War Affairs

Reporting Period: July 2012 To June 2013

RADP:2012-13

(Taka in Lakh)

SI No.	Ministry/Division Name Agency Name Project Code and Name		Project Cost	Target and Progress			Cumulative Progress upto Reporting Period		
				Financial		Physical (% of Total Project) A) Target B) Progress	Fin. Total PA (% of Projects Cost)	Physical Progress in %	
	Allocation	Expenditure							
	Implementation Period	Development Partner	A) Total B) Taka C) PA D) RPA	A) Total B) Taka C) PA D) RPA E) CDVAT	A) Total B) Taka C) PA D) RPA E) CDVAT	% of Allocation			
	1	2	3	4	5	6	7	8	9
1,425	6301-6180	Construction of Monument of Liberation War.	2,391.00 2,391.00 0.00 0.00	750.00 750.00 0.00 0.00	747.42 747.42 0.00 0.00	99.66 % 99.66 % 0.00 % 0.00 %	32.00 % 32.00 % 67.94 % 0.00 %	1,624.36 0.00 67.94 % 0.00 %	68.00 %
1-Jul-10	to 30-Jun-13	Non-Donor Project						Taka Release : % of Allocation :	750.00 100.00 %
1,426	6301-6190	Construction of Freedom Fighters Complex Bhaban in all Districts.	13,020.00 13,020.00 0.00 0.00	2,900.00 2,900.00 0.00 0.00	2,668.24 2,668.24 0.00 0.00	92.01 % 92.01 % 0.00 % 0.00 %	23.00 % 21.00 % 0.00 % 0.00 %	4,124.75 0.00 31.68 % 0.00 %	31.68 %
1-Jul-10	to 30-Jun-13	Non-Donor Project						Taka Release : % of Allocation :	2,900.00 100.00 %
1,427	6301-5011	Construction of Dwelling Place for the Landless and Insolvent Freedom Fighters.	22,797.00 22,797.00 0.00 0.00	150.00 150.00 0.00 0.00	142.08 142.08 0.00 0.00	94.72 % 94.72 % 0.00 % 0.00 %	0.62 % 0.61 % 0.00 % 0.00 %	142.08 0.00 0.62 % 0.00 %	0.61 %
1-Jan-12	to 30-Jun-15	Non-Donor Project						Taka Release : % of Allocation :	150.00 100.00 %

Project-wise Implementation Status of the project under Ministry of Liberation War Affairs

Reporting Period: July 2012 To June 2013

RADP:2012-13

(Taka in Lakh)

SI No.	Ministry/Division Name Agency Name Project Code and Name		Project Cost	Target and Progress			Cumulative Progress upto Reporting Period		
				Financial		Physical (% of Total Project) A) Target B) Progress	Fin. Total PA (% of Projects Cost)	Physical Progress in %	
	Allocation	Expenditure							
	Implementation Period	Development Partner	A) Total B) Taka C) PA D) RPA	A) Total B) Taka C) PA D) RPA E) CDVAT	A) Total B) Taka C) PA D) RPA E) CDVAT	% of Allocation			
	1	2	3	4	5	6	7	8	9
1,428	6301-5013	Construction of Upazilla Freedom Fighters' Complex Building.	107,851.00	100.00	81.74	81.74 %	0.09 %	81.74	0.07 %
			107,851.00	100.00	81.74	81.74 %	0.07 %	0.00	
			0.00	0.00	0.00	0.00 %		0.08 %	
			0.00	0.00	0.00	0.00 %		0.00 %	
1-Jul-10	to 30-Jun-14	Non-Donor Project	0.00	0.00	0.00	0.00 %			
				0.00	0.00	0.00 %			
							Taka Release :	100.00	
							% of Allocation :	100.00 %	
		Executing Agency Total	171,734.94	16,494.00	15,972.90	96.84 %			
			171,734.94	16,494.00	15,972.90	96.84 %			
			0.00	0.00	0.00	0.00 %			
			0.00	0.00	0.00	0.00 %			
				0.00	0.00	0.00 %			
							Taka Release :	16,494.00	
							% of Allocation :	100.00 %	
		Ministry Total	171,734.94	16,494.00	15,972.90	96.84 %			
			171,734.94	16,494.00	15,972.90	96.84 %			
			0.00	0.00	0.00	0.00 %			
			0.00	0.00	0.00	0.00 %			
				0.00	0.00	0.00 %			

Project-wise Implementation Status of the project under Ministry of Expatriates' Welfare and Overseas Employment

Reporting Period: July 2012 To June 2013

RADP:2012-13

(Taka in Lakh)

SI No.	Ministry/Division Name Agency Name Project Code and Name		Project Cost	Target and Progress			Cumulative Progress upto Reporting Period		
				Financial		Physical (% of Total Project) A) Target B) Progress	Fin. Total PA (% of Projects Cost)	Physical Progress in %	
	Allocation	Expenditure							
	Implementation Period	Development Partner	A) Total B) Taka C) PA D) RPA	A) Total B) Taka C) PA D) RPA E) CDVAT	A) Total B) Taka C) PA D) RPA E) CDVAT	% of Allocation			
	1	2	3	4	5	6	7	8	9

Ministry of Expatriates' Welfare and Overseas Employment

Ministry's Own

1,429	6501-5010	Promoting Descent Work through Improve Migration Policy and its Application in Bangladesh.	2,870.00 0.00	500.00 0.00	761.59 0.00	152.32 % 0.00 %	17.50 % 26.57 %	815.99 815.99	29.00 %
			2,870.00	500.00	761.59	152.32 %		28.43 %	
1-Jul-11	to 30-Jun-14	SDC	2,870.00	0.00	0.00	0.00 %			
				0.00	0.00	0.00 %			
							Taka Release :	0.00	
							% of Allocation :	0.00 %	

Executing Agency Total

2,870.00	500.00	761.59	152.32 %	Taka Release :	0.00
0.00	0.00	0.00	0.00 %	% of Allocation :	0.00 %
2,870.00	500.00	761.59	152.32 %		
2,870.00	0.00	0.00	0.00 %		
	0.00	0.00	0.00 %		

Manpower, Employment and Training Bureau

1,430	6531-5012	Establishment of Five Institute of Marine Technology at Munshigonj, Faridpur, Chandpur, Sirajgonj and Bagerhat .	21,106.93 21,106.93	3,403.00 3,403.00	3,402.39 3,402.39	99.98 % 99.98 %	17.00 % 17.00 %	6,027.55 0.00	29.00 %
			0.00	0.00	0.00	0.00 %		28.56 %	
			0.00	0.00	0.00	0.00 %		0.00 %	
1-Jul-10	to 30-Jun-14	Non-Donor Project		0.00	0.00	0.00 %			
				0.00	0.00	0.00 %			
							Taka Release :	3,403.00	
							% of Allocation :	100.00 %	

Project-wise Implementation Status of the project under Ministry of Expatriates' Welfare and Overseas Employment

Reporting Period: July 2012 To June 2013

RADP:2012-13

(Taka in Lakh)

SI No.	Ministry/Division Name Agency Name Project Code and Name		Project Cost	Target and Progress			Cumulative Progress upto Reporting Period		
				Financial		Physical (% of Total Project) A) Target B) Progress	Fin. Total PA (% of Projects Cost)	Physical Progress in %	
	Allocation	Expenditure							
1	Implementation Period	2 Development Partner	A) Total B) Taka C) PA D) RPA	A) Total B) Taka C) PA D) RPA E) CDVAT	A) Total B) Taka C) PA D) RPA E) CDVAT	% of Allocation	7	8	9
1,431	6531-5013	Establishment of 30 Technical Training Centre in Different District.	76,798.37	14,053.00	14,041.88	99.92 %	19.00 %	21,860.32	30.00 %
			76,798.37	14,053.00	14,041.88	99.92 %	19.00 %	0.00	
			0.00	0.00	0.00	0.00 %		28.46 %	
			0.00	0.00	0.00	0.00 %		0.00 %	
1-Jul-10	to 31-Dec-15	Non-Donor Project	0.00	0.00	0.00	0.00 %		Taka Release : 14,053.00	
				0.00	0.00	0.00 %		% of Allocation : 100.00 %	
1,432	6531-5020	UN-GOB Joint Programme to Address Against Women.	323.00	100.00	185.72	185.72 %	31.00 %	339.92	105.23 %
			0.00	0.00	0.00	0.00 %	57.50 %	339.92	
			323.00	100.00	185.72	185.72 %		105.24 %	
			0.00	0.00	0.00	0.00 %		105.24 %	
1-Jul-10	to 30-Jun-13	Non-Donor Project	0.00	0.00	0.00	0.00 %		Taka Release : 0.00	
				0.00	0.00	0.00 %		% of Allocation : 0.00 %	
1,433	6531-5030	Network for Prevention and Protection of Women Migrant Workers from Violence.	69.00	30.00	48.39	161.30 %	44.00 %	69.00	100.00 %
			0.00	0.00	0.00	0.00 %	70.00 %	69.00	
			69.00	30.00	48.39	161.30 %		100.00 %	
			0.00	0.00	0.00	0.00 %		100.00 %	
1-Jan-10	to 31-Jan-13	Non-Donor Project	0.00	0.00	0.00	0.00 %		Taka Release : 0.00	
				0.00	0.00	0.00 %		% of Allocation : 0.00 %	

Project-wise Implementation Status of the project under Ministry of Expatriates' Welfare and Overseas Employment

Reporting Period: July 2012 To June 2013

RADP:2012-13

(Taka in Lakh)

SI No.	Ministry/Division Name Agency Name Project Code and Name		Project Cost	Target and Progress			Cumulative Progress upto Reporting Period		
				Financial		Physical (% of Total Project) A) Target B) Progress	Fin. Total PA (% of Projects Cost)	Physical Progress in %	
	Allocation	Expenditure							
	Implementation Period	Development Partner	A) Total B) Taka C) PA D) RPA	A) Total B) Taka C) PA D) RPA E) CDVAT	A) Total B) Taka C) PA D) RPA E) CDVAT	% of Allocation			
	1	2	3	4	5	6	7	8	9
1,434	6531-5040	Renovation and Modernization of Existing 11 Technical Training Centre.	4,294.00 4,294.00 0.00 0.00	809.00 809.00 0.00 0.00	808.28 808.28 0.00 0.00	99.91 % 99.91 % 0.00 % 0.00 %	19.00 % 19.00 % 33.94 % 0.00 %	1,457.28 0.00 33.94 % 0.00 %	35.00 %
	1-Oct-11 to 30-Sep-14	Non-Donor Project	0.00	0.00	0.00	0.00 %			
				0.00	0.00	0.00 %	Taka Release : % of Allocation :	809.00 100.00 %	
1,435	6531-5015	Economic Empowerment of Women Migrant Works from Bangladesh.	54.00 0.00 54.00 0.00	27.00 0.00 27.00 0.00	26.98 0.00 26.98 0.00	99.93 % 0.00 % 99.93 % 0.00 %	50.00 % 50.00 % 83.33 % 83.33 %	45.00 45.00 83.33 % 83.33 %	83.33 %
	1-Jul-11 to 30-Jun-13	Non-Donor Project	0.00	0.00	0.00	0.00 %			
				0.00	0.00	0.00 %	Taka Release : % of Allocation :	0.00 0.00 %	
1,436	6531-5016	Enhancing the Vocational Training Program of TTC, Chittagong.	4,627.00 739.00 3,888.00 0.00	1,190.00 90.00 1,100.00 0.00	2,962.20 89.89 2,872.31 0.00	248.92 % 99.88 % 261.12 % 0.00 %	25.74 % 64.00 % 64.02 % 73.88 %	2,962.20 2,872.31 64.02 % 73.88 %	64.00 %
	1-Jan-12 to 31-Dec-14	Non-Donor Project	0.00	0.00	0.00	0.00 %			
				0.00	0.00	0.00 %	Taka Release : % of Allocation :	90.00 100.00 %	

Project-wise Implementation Status of the project under Ministry of Expatriates' Welfare and Overseas Employment

Reporting Period: July 2012 To June 2013

RADP:2012-13

(Taka in Lakh)

SI No.	Ministry/Division Name Agency Name Project Code and Name		Project Cost	Target and Progress			Cumulative Progress upto Reporting Period		
				Allocation	Financial		Physical (% of Total Project) A) Target B) Progress	Fin. Total PA (% of Projects Cost)	Physical Progress in %
					A) Total B) Taka C) PA D) RPA E) CDVAT	A) Total B) Taka C) PA D) RPA E) CDVAT			
1	2	3	4	5	6	7	8	9	
1,437	6531-5017	Award of Stipend Programms to the Participants of Institute of Marine Technology and Vocational Training Centres (7th Phase).	4,848.00 4,848.00 0.00 0.00	100.00 100.00 0.00 0.00	95.83 95.83 0.00 0.00	95.83 % 95.83 % 0.00 % 0.00 %	1.98 % 1.98 % 0.00 % 0.00 %	95.83 0.00 1.98 % 0.00 %	1.98 % 1.98 % 0.00 % 0.00 %
1-Jul-12	to 30-Sep-17	Non-Donor Project							
Executing Agency Total			112,120.30 107,786.30 4,334.00 0.00	19,712.00 18,455.00 1,257.00 0.00	21,571.67 18,438.27 3,133.40 0.00	109.43 % 99.91 % 249.28 % 0.00 %		Taka Release : 18,455.00 % of Allocation : 100.00 %	
Ministry Total			114,990.30 107,786.30 7,204.00 2,870.00	20,212.00 18,455.00 1,757.00 0.00	22,333.26 18,438.27 3,894.99 0.00	110.50 % 99.91 % 221.68 % 0.00 %		Taka Release : 18,455.00 % of Allocation : 100.00 %	

Project-wise Implementation Status of the project under Bridge Division

Reporting Period: July 2012 To June 2013

RADP:2012-13

(Taka in Lakh)

SI No.	Ministry/Division Name Agency Name Project Code and Name		Project Cost A) Total B) Taka C) PA D) RPA	Target and Progress			Cumulative Progress upto Reporting Period	
				Financial		Physical (% of Total Project) A) Target B) Progress	Fin. Total PA (% of Projects Cost)	Physical Progress in %
	Allocation	Expenditure						
		A) Total B) Taka C) PA D) RPA E) CDVAT		A) Total B) Taka C) PA D) RPA E) CDVAT	% of Allocation			
1	2	3	4	5	6	7	8	9

Bridge Division

Bangladesh Bridge Authority

1,438	7105-9030	Construction of Padma Multipurpose Bridge (Revised).	2,050,720.00	66,792.00	61,971.45	92.78 %	5.00 %	183,211.22	10.00 %
			425,768.00	56,292.00	54,971.45	97.65 %	4.00 %	27,700.00	
			1,624,952.00	10,500.00	7,000.00	66.67 %		8.93 %	
1-Jan-09	to 31-Dec-15	DFID, ADB, JICA, IDB, Netherlands, World Bank	167,780.00	10,500.00	7,000.00	66.67 %		1.70 %	
				500.00	0.00	0.00 %			
							Taka Release :	56,287.00	
							% of Allocation :	99.99 %	
1,439	7105-9041	Detailed Design Study for the Construction of Padma Multipurpose Bridge.	24,057.21	875.00	556.37	63.59 %	1.50 %	22,162.62	99.00 %
			5,415.52	375.00	293.91	78.38 %	0.50 %	19,821.97	
			18,641.69	500.00	262.46	52.49 %		92.12 %	
1-Jan-09	to 30-Jun-14	ADB, IDA	0.00	0.00	0.00	0.00 %		106.33 %	
				0.00	0.00	0.00 %			
							Taka Release :	375.00	
							% of Allocation :	100.00 %	
1,440	7105-7000	Support to Dhaka Alleviated Expressway PPP Project.	321,687.00	14,600.00	14,056.48	96.28 %	4.00 %	15,056.48	5.31 %
			321,687.00	14,600.00	14,056.48	96.28 %	5.00 %	0.00	
			0.00	0.00	0.00	0.00 %		4.68 %	
1-Jul-11	to 31-Dec-14	Non-Donor Project	0.00	0.00	0.00	0.00 %		0.00 %	
				0.00	0.00	0.00 %			
							Taka Release :	14,600.00	
							% of Allocation :	100.00 %	

Project-wise Implementation Status of the project under Bridge Division

Reporting Period: July 2012 To June 2013

RADP:2012-13

(Taka in Lakh)

SI No.	Ministry/Division Name Agency Name Project Code and Name		Project Cost	Target and Progress			Cumulative Progress upto Reporting Period		
				Financial		Physical (% of Total Project) A) Target B) Progress	Fin. Total PA (% of Projects Cost)	Physical Progress in %	
	Allocation	Expenditure							
	Implementation Period	Development Partner	A) Total B) Taka C) PA D) RPA	A) Total B) Taka C) PA D) RPA E) CDVAT	A) Total B) Taka C) PA D) RPA E) CDVAT	% of Allocation			
	1	2	3	4	5	6	7	8	9

Executing Agency Total	2,396,464.21	82,267.00	76,584.30	93.09 %	Taka Release : 71,262.00 % of Allocation : 99.99 %
	752,870.52	71,267.00	69,321.84	97.27 %	
	1,643,593.69	11,000.00	7,262.46	66.02 %	
	167,780.00	10,500.00	7,000.00	66.67 %	
		500.00	0.00	0.00 %	
Ministry Total	2,396,464.21	82,267.00	76,584.30	93.09 %	Taka Release : 71,262.00 % of Allocation : 99.99 %
	752,870.52	71,267.00	69,321.84	97.27 %	
	1,643,593.69	11,000.00	7,262.46	66.02 %	
	167,780.00	10,500.00	7,000.00	66.67 %	
		500.00	0.00	0.00 %	

Project-wise Implementation Status of the project under Legislative and Parliament Affairs Division

Reporting Period: July 2012 To June 2013

RADP:2012-13

(Taka in Lakh)

SI No.	Ministry/Division Name Agency Name Project Code and Name		Project Cost	Target and Progress			Cumulative Progress upto Reporting Period		
				Financial		Physical (% of Total Project) A) Target B) Progress	Fin. Total PA (% of Projects Cost)	Physical Progress in %	
	Allocation	Expenditure							
	Implementation Period	Development Partner	A) Total B) Taka C) PA D) RPA	A) Total B) Taka C) PA D) RPA E) CDVAT	A) Total B) Taka C) PA D) RPA E) CDVAT	% of Allocation			
	1	2	3	4	5	6	7	8	9

Legislative and Parliament Affairs Division

Legislative and Parliament Affairs Division (own)

1,441	2301-5004	Policy Advocacy and Legislative Reform.	1,072.00	50.00	36.00	72.00 %	5.00 %	104.54	10.96%
			15.00	0.00	0.00	0.00 %	4.00 %	98.54	
			1,057.00	50.00	36.00	72.00 %		9.75 %	
1-Jul-09	to 31-Dec-12	UNICEF	0.00	0.00	0.00	0.00 %		9.32 %	
				0.00	0.00	0.00 %	Taka Release :		0.00
							% of Allocation :		0.00 %
1,442	2301-5011	Implementation of CEDAWO for Reducing Violence Against Women.	112.00	54.00	40.13	74.31 %	50.00 %	73.40	67.70%
			15.00	0.00	0.00	0.00 %	38.00 %	70.65	
			97.00	54.00	40.13	74.31 %		65.54 %	
1-Jul-10	to 31-Dec-12	Non-Donor Project	0.00	0.00	0.00	0.00 %		72.84 %	
				0.00	0.00	0.00 %	Taka Release :		0.00
							% of Allocation :		0.00 %
		Executing Agency Total	1,184.00	104.00	76.13	73.20 %	Taka Release :		0.00
			30.00	0.00	0.00	0.00 %	% of Allocation :		0.00 %
			1,154.00	104.00	76.13	73.20 %			
			0.00	0.00	0.00	0.00 %			
				0.00	0.00	0.00 %			

Project-wise Implementation Status of the project under Legislative and Parliament Affairs Division

Reporting Period: July 2012 To June 2013

RADP:2012-13

(Taka in Lakh)

SI No.	Ministry/Division Name Agency Name Project Code and Name		Project Cost	Target and Progress			Cumulative Progress upto Reporting Period		
				Financial		Physical (% of Total Project) A) Target B) Progress	Fin. Total PA (% of Projects Cost)	Physical Progress in %	
	Allocation	Expenditure							
	Implementation Period	Development Partner	A) Total B) Taka C) PA D) RPA	A) Total B) Taka C) PA D) RPA E) CDVAT	A) Total B) Taka C) PA D) RPA E) CDVAT	% of Allocation			
	1	2	3	4	5	6	7	8	9

Ministry Total	1,184.00	104.00	76.13	73.20 %	Taka Release : 0.00 % of Allocation : 0.00 %
	30.00	0.00	0.00	0.00 %	
	1,154.00	104.00	76.13	73.20 %	
	0.00	0.00	0.00	0.00 %	
		0.00	0.00	0.00 %	

Project-wise Implementation Status of the project under Ministry of Information and Communication Technology

Reporting Period: July 2012 To June 2013

RADP:2012-13

(Taka in Lakh)

SI No.	Ministry/Division Name Agency Name Project Code and Name		Project Cost	Target and Progress			Cumulative Progress upto Reporting Period		
				Financial		Physical (% of Total Project) A) Target B) Progress	Fin. Total PA (% of Projects Cost)	Physical Progress in %	
	Allocation	Expenditure							
	Implementation Period	Development Partner	A) Total B) Taka C) PA D) RPA	A) Total B) Taka C) PA D) RPA E) CDVAT	A) Total B) Taka C) PA D) RPA E) CDVAT	% of Allocation			
	1	2	3	4	5	6	7	8	9

Ministry of Information and Communication Technology

Bangladesh Computer Council (BCC)

1,443	2805-8997	Development of National ICT Infra Network for Bangladesh Govt.	28,148.30	9,902.00	9,527.42	96.22 %	37.00 %	19,816.02	100.00 %
			6,708.10	2,052.00	2,033.37	99.09 %	34.00 %	15,240.00	
			21,440.20	7,850.00	7,494.05	95.47 %		70.40 %	
			21,440.20	0.00	0.00	0.00 %		71.08 %	
1-Apr-10	to 30-Jun-14	EDCF		1,800.00	0.00	0.00 %	Taka Release :	2,052.00	
							% of Allocation :	100.00 %	
1,444	2805-7360	Support to Hi-Tech Park Authority to Establish Hi-Tech Park at Kaliakoire, Gazipur.	1,793.43	1,009.40	982.13	97.30 %	56.00 %	1,766.14	97.00 %
			1,793.43	1,009.40	982.13	97.30 %	55.00 %	0.00	
			0.00	0.00	0.00	0.00 %		98.48 %	
			0.00	0.00	0.00	0.00 %		0.00 %	
1-Apr-10	to 31-Mar-13	Non-Donor Project		0.00	0.00	0.00 %	Taka Release :	1,009.40	
				0.00	0.00	0.00 %	% of Allocation :	100.00 %	
1,445	2805-7390	Basic ICT Skill Transfar upto Upazilla Level.	2,143.00	793.00	792.25	99.91 %	37.00 %	1,539.57	76.00 %
			2,143.00	793.00	792.25	99.91 %	37.00 %	0.00	
			0.00	0.00	0.00	0.00 %		71.84 %	
			0.00	0.00	0.00	0.00 %		0.00 %	
1-Jan-11	to 30-Jun-14	Non-Donor Project		0.00	0.00	0.00 %	Taka Release :	793.00	
				0.00	0.00	0.00 %	% of Allocation :	100.00 %	

Project-wise Implementation Status of the project under Ministry of Information and Communication Technology

Reporting Period: July 2012 To June 2013

RADP:2012-13

(Taka in Lakh)

SI No.	Ministry/Division Name Agency Name Project Code and Name		Project Cost	Target and Progress			Cumulative Progress upto Reporting Period		
				Financial		Physical (% of Total Project) A) Target B) Progress	Fin. Total PA (% of Projects Cost)	Physical Progress in %	
	Allocation	Expenditure							
	Implementation Period	Development Partner	A) Total B) Taka C) PA D) RPA	A) Total B) Taka C) PA D) RPA E) CDVAT	A) Total B) Taka C) PA D) RPA E) CDVAT	% of Allocation			
	1	2	3	4	5	6	7	8	9
1,446	2805-7410	Strengthening of BCC through Infrastructure Development.	3,785.00 3,785.00 0.00 0.00	800.00 800.00 0.00 0.00	799.62 799.62 0.00 0.00	99.95 % 99.95 % 0.00 % 0.00 %	21.00 % 21.00 % 34.84 % 0.00 %	1,318.62 0.00 34.84 % 0.00 %	34.70 %
1-Jul-11	to 30-Jun-14	Non-Donor Project	0.00	0.00	0.00	0.00 %			
				0.00	0.00	0.00 %	Taka Release : % of Allocation :	800.00 100.00 %	
1,447	2805-7010	Empowering Rural Communities Reaching the Unreached : Union Information and Service Centre.	943.65 0.00 943.65 943.65	26.00 0.00 26.00 26.00	19.93 0.00 19.93 19.93	76.65 % 0.00 % 76.65 % 76.65 %	3.00 % 2.11 % 2.11 % 2.11 %	19.93 19.93 2.11 % 2.11 %	2.11 %
1-Nov-11	to 31-Mar-14	SFD	0.00	0.00	0.00	0.00 %	Taka Release : % of Allocation :	0.00 0.00 %	
Executing Agency Total			36,813.38 14,429.53 22,383.85 22,383.85	12,530.40 4,654.40 7,876.00 26.00 1,800.00	12,121.35 4,607.37 7,513.98 19.93 0.00	96.74 % 98.99 % 95.40 % 76.65 % 0.00 %	Taka Release : % of Allocation :	4,654.40 100.00 %	

Ministry's Own

Project-wise Implementation Status of the project under Ministry of Information and Communication Technology

Reporting Period: July 2012 To June 2013

RADP:2012-13

(Taka in Lakh)

SI No.	Ministry/Division Name Agency Name Project Code and Name		Project Cost	Target and Progress			Cumulative Progress upto Reporting Period		
				Financial		Physical (% of Total Project) A) Target B) Progress	Fin. Total PA (% of Projects Cost)	Physical Progress in %	
				Allocation	Expenditure				
1	2	3	4	5	6	7	8	9	
1,448	2801-5539	Establishment of SASEC Information Highway (Bangladesh Part).	2,860.57	575.00	474.29	82.49 %	20.00 %	2,834.64	15.45%
			895.95	188.00	160.00	85.11 %	11.45 %	732.88	
			1,964.62	387.00	314.29	81.21 %		99.09 %	
			1,964.62	387.00	314.29	81.21 %		37.30 %	
1-Jul-10	to 31-Dec-13	ADB		88.00	88.00	100.00 %			
								Taka Release : 188.00	
								% of Allocation : 100.00 %	
		Executing Agency Total	2,860.57	575.00	474.29	82.49 %			
			895.95	188.00	160.00	85.11 %			
			1,964.62	387.00	314.29	81.21 %			
			1,964.62	387.00	314.29	81.21 %			
				88.00	88.00	100.00 %			
								Taka Release : 188.00	
								% of Allocation : 100.00 %	
		Bangladesh Hi-Tech Park Authority							
1,449	2805-5016	Support to Development of Kaliakoir Hi-Tech Park.	22,236.33	325.00	172.99	53.23 %	70.19 %	172.99	0.77%
			1,175.11	3.00	2.99	99.60 %	0.77 %	170.00	
			21,061.22	322.00	170.00	52.80 %		0.78 %	
			21,061.22	322.00	170.00	52.80 %		0.81 %	
31-Jan-13	to 30-Jun-16	DFID, IDA		0.00	0.00	0.00 %			
								Taka Release : 3.00	
								% of Allocation : 100.00 %	

Project-wise Implementation Status of the project under Ministry of Information and Communication Technology

Reporting Period: July 2012 To June 2013

RADP:2012-13

(Taka in Lakh)

SI No.	Ministry/Division Name Agency Name Project Code and Name		Project Cost	Target and Progress			Cumulative Progress upto Reporting Period		
				Financial		Physical (% of Total Project) A) Target B) Progress	Fin. Total PA (% of Projects Cost)	Physical Progress in %	
	Allocation	Expenditure							
	Implementation Period	Development Partner	A) Total B) Taka C) PA D) RPA	A) Total B) Taka C) PA D) RPA E) CDVAT	A) Total B) Taka C) PA D) RPA E) CDVAT	% of Allocation			
	1	2	3	4	5	6	7	8	9
1,450	2805-5019	Establishment of Jessore Software Technology Hi-Tech Park .	4,796.00	100.00	97.97	97.97 %	2.00 %	97.97	2.00 %
			4,796.00	100.00	97.97	97.97 %	2.00 %	0.00	
			0.00	0.00	0.00	0.00 %		2.04 %	
			0.00	0.00	0.00	0.00 %		0.00 %	
1-Feb-13 to 30-Sep-14	Non-Donor Project								
				0.00	0.00	0.00 %			
					0.00	0.00 %			
								Taka Release : 100.00	
								% of Allocation : 100.00 %	
	Executing Agency Total		27,032.33	425.00	270.96	63.75 %			
			5,971.11	103.00	100.96	98.02 %			
			21,061.22	322.00	170.00	52.80 %			
			21,061.22	322.00	170.00	52.80 %			
				0.00	0.00	0.00 %			
	Ministry Total		66,706.28	13,530.40	12,866.60	95.09 %			
			21,296.59	4,945.40	4,868.33	98.44 %			
			45,409.69	8,585.00	7,998.27	93.17 %			
			45,409.69	735.00	504.22	68.60 %			
				1,888.00	88.00	4.66 %			
								Taka Release : 4,945.40	
								% of Allocation : 100.00 %	

Project-wise Implementation Status of the project under Ministry of Information and Communication Technology

Reporting Period: July 2012 To June 2013

RADP:2012-13

(Taka in Lakh)

SI No.	Ministry/Division Name Agency Name Project Code and Name		Project Cost	Target and Progress			Cumulative Progress upto Reporting Period		
				Financial		Physical (% of Total Project) A) Target B) Progress	Fin. Total PA (% of Projects Cost)	Physical Progress in %	
	Allocation	Expenditure							
	Implementation Period	Development Partner	A) Total B) Taka C) PA D) RPA	A) Total B) Taka C) PA D) RPA E) CDVAT	A) Total B) Taka C) PA D) RPA E) CDVAT	% of Allocation			
	1	2	3	4	5	6	7	8	9

Grand Total	81,041,640.63	5,641,518.10	5,250,774.80	93.07 %
	61,871,668.32	3,791,518.10	3,610,038.60	95.21 %
	19,169,972.30	1,850,000.00	1,640,736.20	88.69 %
	7,124,006.05	618,778.00	530,480.96	85.73 %
		173,712.00	85,127.51	49.00 %

Taka Release :	
% of Allocation :	100.00 %

বার্ষিক উন্নয়ন কর্মসূচি বাস্তবায়ন অগ্রগতি পর্যালোচনা
(২০১২-২০১৩)

শূন্য আর্থিক অগ্রগতি সম্পন্ন ৭৫টি প্রকল্পের তালিকা

ADP : 2012-13

List of Projects whose Financial Progress is Zero

(Taka in Lakh)

Sl. No.	Name of Ministry/Division/Project with Code # and Implementation Period	Total Cost	Total Allocation	Total Expenditure	-Target -Progress
(1)	(2)	(3)	(4)	(5)	(6)
Economic Relations Division (ERD)					
Ministry's Own					
1.	1301-5010 Enhance of Capacity of the Management of External aid in Bangladesh	687.00	15.00	0.00	8.00 0.00
01/01/2010 -- 31/12/2017					
Energy and Mineral Resources Division					
Bangladesh Oil, Gas and Mineral Corporation					
2.	4205-7400 2D SEISMIC SURVEY UNDER FAST TRACK PROGRAMME.	23,028.00	1.00	0.00	1.00 0.00
01/07/2010 -- 30/06/2013					
Bangladesh Petroleum Institute (BPI)					
3.	4205-9218 Expansion of Capability of Bangladesh Petroleum Institute.	579.00	1.00	0.00	0.00 0.00
01/01/2010 -- 31/12/2012					
Internal Resources Division (IRD)					
National Board of Revenue					
4.	1103-5030 Construction of National Revenue Bhaban	14,136.00	500.00	0.00	0.00 0.00
01/01/2009 -- 31/12/2013					
5.	1103-5011 Governance Management Project : Component-a : Online Filing and Digitilization of Tax Returns, Component -c : Establishment of Taxpayers Information and Service Centres.	357.00	10.00	0.00	0.00 0.00
01/07/2011 -- 31/12/2013					
Local Government Division					
Barisal City Corporation					
6.	3705-5024 Construction of Bangabandhu Auditorium (4 Storied & 500 Seat Capacity) in Barisal City Corporation.	1,786.85	50.00	0.00	3.00 0.00
01/07/2012 -- 30/06/2014					
Chittagong City Corporation					
7.	3705-7290 Garbage Collection, Disposal and Treatment Plant.	2,292.00	600.00	0.00	26.00 0.00
01/07/2010 -- 30/06/2013					
Dhaka City Corporation					

(Taka in Lakh)

Sl. No.	Name of Ministry/Division/Project with Code # and Implementation Period	Total Cost	Total Allocation	Total Expenditure	-Target -Progress
(1)	(2)	(3)	(4)	(5)	(6)
8.	3705-5025 Development and Widening the Mirpur 10 to Kachukhet Road. 01/01/2013 -- 31/12/2013	2,187.00	50.00	0.00	3.00 0.00
Ministry of Agriculture					
Agricultural Information Service					
9.	4341-5050 Introduction of Digital Agriculture and Improvement of Rural Life through Agricultural Information & Communication Centre. 01/01/2012 -- 30/06/2014	1,880.00	1.00	0.00	2.00 0.00
Department of Agricultural Extension					
10.	4331-5014 Pirojpur-Gopalganj-Bagerhat Integrated Agricultural Development (PCU Component). 01/07/2012 -- 30/06/2017	380.00	1.00	0.00	5.00 0.00
Ministry of Civil Aviation and Tourism					
Bangladesh Parjatan Corporation					
11.	5305-7170 Development of Turism Facilities in different place of Bangladesh. 01/07/2006 -- 30/06/2013	1,222.00	1.00	0.00	61.00 7.00
Ministry of Cultural Affairs					
Bangladesh Shilpakhala Academy					
12.	3405-7210 Training on Fine and Performing Arts (2nd Phase). 01/07/2005 -- 30/06/2013	2,831.79	1.00	0.00	0.00 0.00
Ministry of Education					
Department of Education Engineering					
13.	2571-8073 Development of Guide House of Bangladesh Girl Guides Association and Girl Guide Camp at Baroy Para of Kaliakoir. 01/07/2012 -- 30/06/2014	1,912.00	0.00	0.00	0.00 0.00
Department of Technical Education					
14.	2551-5014 Technical Assistance for Skills and Employment Project. 01/05/2012 -- 31/01/2013	569.00	560.00	0.00	0.00 0.00
University Grants Commission					

(Taka in Lakh)

Sl. No.	Name of Ministry/Division/Project with Code # and Implementation Period	Total Cost	Total Allocation	Total Expenditure	-Target -Progress
(1)	(2)	(3)	(4)	(5)	(6)
15.	2561-9152 Establishment of Jagannath University (Phase-2) 01/07/2010 -- 30/06/2014	9,733.51	50.00	0.00	5.00 0.00
16.	2561-7430 Improvement of Salt and Sub-mergence Tolerant Rice through Genetic Engineering Approach to Ring Food Security with Environmental Safety in Bangladesh. 01/07/2011 -- 30/06/2014	115.00	5.00	0.00	0.00 0.00
17.	2561-5052 Molecular Characterization and Identification of Important Genetic and Infectious Diseases of Livestock and Poultry in Bangladesh. 01/01/2012 -- 31/12/2014	90.00	5.00	0.00	0.00 0.00
18.	2561-5073 Establishment of Rangamati Science and Technology University. 01/01/2013 -- 30/06/2018	11,647.00	1.00	0.00	0.00 0.00
19.	2561-5072 Small Scale Technial Assistance for Public Private Partnership in Higher Education. 01/04/2012 -- 31/03/2013	185.00	185.00	0.00	0.00 0.00
Ministry of Fisheries and Livestock					
Department of Fisheries					
20.	4431-8202 Integrated Fisheries Livelihood Project (Preperatory phase) 01/09/2011 -- 31/08/2012	1,198.00	0.00	0.00	0.00 0.00
Ministry of Foreign Affairs					
Embassies					
21.	1811-5040 Construction of Bangladesh Chancery Complex in Tokyo, Japan. 01/07/2011 -- 30/06/2013	8,865.00	2,000.00	0.00	22.56 0.00
Ministry of Health and Family Welfare					
Department of Health Services					
22.	2711-5040 Establishment of Mother and Child Care Hospital under A.K. Khan Health Care Centre of Excellence. 01/07/2011 -- 30/06/2014	2,494.00	5.00	0.00	0.00 0.00
Ministry's Own					

(Taka in Lakh)

Sl. No.	Name of Ministry/Division/Project with Code # and Implementation Period	Total Cost	Total Allocation	Total Expenditure	-Target -Progress
(1)	(2)	(3)	(4)	(5)	(6)
23.	2701-2701 Provision for Equipment and Professional Training for Ahsania Mission Cancer Hospital. 01/07/2009 -- 30/06/2013	6,000.00	121.15	0.00	0.00 0.00
Ministry of Housing and Public Works Chittagong Development Authority					
24.	3205-7260 Construction of Flyover in Muradpur, 2 no. Gate and GEC Junction. 01/07/2010 -- 30/06/2013	15,070.57	5.00	0.00	1.00 0.00
Ministry of Industry Bangladesh Chemical Industries Corporation (BCIC)					
25.	3905-8440 BMRE of KPM Ltd. 01/07/2007 -- 01/07/2015	40,183.98	5.00	0.00	1.00 0.00
Bangladesh Small & Cottage Industries Corporation (BSCIC)					
26.	3905-8330 Tannery Industrial Estate, Dhaka 01/01/2003 -- 31/12/2014	82,799.00	644.00	0.00	1.00 1.00
27.	3905-5014 Integrated Support to Poverty Reduction and Inequality Reduction through Enterprize Development (INSIRED). 01/03/2012 -- 28/02/2018	20,473.00	130.00	0.00	1.00 0.00
Bangladesh Standard and Testing Institute (BSTI)					
28.	3905-7360 Modernization and Strenthening of Bangladesh Standards and Testing Institute (BSTI) 01/10/2010 -- 30/06/2012	7,292.00	1,238.00	0.00	17.00 0.00
Ministry of Information Bangladesh Film Development Corporation (BFDC)					
29.	3305-5890 Introduction of Digital Technology in BFDC 01/07/2003 -- 30/06/2013	2,100.00	1.00	0.00	0.00 0.00
Ministry of Railway Bangladesh Railway					

(Taka in Lakh)

Sl. No.	Name of Ministry/Division/Project with Code # and Implementation Period	Total Cost	Total Allocation	Total Expenditure	-Target -Progress
(1)	(2)	(3)	(4)	(5)	(6)
30.	5131-6536 Re-modeling of Khulna Railway Station Yard and Benapole Railway Station Development of Operational Facilities 01/07/2007 -- 30/06/2013	7,578.32	1.00	0.00	35.00 0.00
31.	5131-5022 Technical Assistance by World Bank for Providing Services as Feability Study, Study for Safeguard Policies, Detailed Engineering Design, Tendering Service 01/09/2007 -- 30/06/2013	1,382.00	1.00	0.00	0.00 0.00
32.	5131-7205 Technical Assistance for the Preparation of a Project Towards Implementation of 'Export Infrastructure Development Project' under World Bank (WB) Financing. 01/05/2008 -- 31/03/2013	1,102.46	1.00	0.00	0.00 0.00
33.	5131-5330 Export Infrastructure Development Project 01/07/2009 -- 30/06/2013	114,043.00	1.00	0.00	0.00 0.00
34.	5131-5300 Collection of 125 BG passenger train for Bangladesh Railway. 01/08/2010 -- 30/06/2013	35,325.00	1.00	0.00	0.00 0.00
35.	5131-5550 Collection of 150 MG Passenger Train. 01/12/2010 -- 30/06/2013	55,631.00	1.00	0.00	0.00 0.00
36.	5131-5580 Collection 2 BG Inspection Car and 264 MG Coach for Bangladesh Railway. 01/12/2010 -- 30/06/2013	98,325.00	1.00	0.00	0.00 0.00
37.	5131-5710 Collection 10 (3 unit set) Diesel Electric Multiple Unit (DEMU). 01/12/2010 -- 30/06/2015	33,132.00	1.00	0.00	0.00 0.00
38.	5131-6020 Rehabilitation of Kulaura-Shahbazpur Section of Bangladesh Railway. 30/06/2011 -- 31/12/2012	11,768.00	1.00	0.00	0.00 0.00

(Taka in Lakh)

Sl. No.	Name of Ministry/Division/Project with Code # and Implementation Period	Total Cost	Total Allocation	Total Expenditure	-Target -Progress
(1)	(2)	(3)	(4)	(5)	(6)
39.	5131-6030 Feasibility Study of Metre Gauge Railway Sign from Nazirhat to Panua. 01/04/2011 -- 30/06/2013	198.00	1.00	0.00	0.00 0.00
40.	5131-6050 Feasibility Study for Construction of Railway from Navaron to Munshigonj via Satkhira. 30/06/2011 -- 31/12/2013	1,156.00	6.00	0.00	100.00 0.00
41.	5131-5010 Bangladesh Railway Sector Development under ADB's Second PFR (Rehabilitation of Various Station Yard of Darshana-Ishwardi-Sirajgonj Section and Augmentation of Loop Line 01/07/2012 -- 30/06/2015	7,677.38	1.00	0.00	0.00 0.00
42.	5131-5012 Bangladesh Railway Sector Development under ADB's Second PFR (Technical Assistance for Supervision Consultant Services Component). 01/07/2012 -- 30/06/2015	39,551.00	32.00	0.00	0.00 0.00
43.	5131-5015 Construction of 3rd and 4th Dual Gauge Line of Dhaka-Tongi Section and Dual Gauge Double Line of Tongi-Joydebpur Section of Bangladesh Railway. 01/07/2012 -- 30/06/2015	84,860.00	2.00	0.00	0.00 0.00
44.	5131-5014 Complete Renovation of Chinki Astana-Ashuganj Eroded Rail Section and other Ancillary Work of Bangladesh Railway. 01/07/2012 -- 31/12/2014	23,392.00	1.00	0.00	0.00 0.00
Ministry of Shipping					
Bangladesh Inland Water Transport Authority (BIWTA)					
45.	5205-7290 Procurement of Six Numbers and Ancillary Crafts and Accessories for Ministry of Water Resources and Ministry of Shipping (Mongla Port 1, BIWTA 3, BWDB 2) - BIWTA part. 01/08/2010 -- 30/06/2013	29,686.00	160.00	0.00	2.00 0.00
46.	5205-5026 Capital Dredging of 53 Route of Inland Water Ways (in 1st phase, 24 Route). 01/07/2012 -- 30/06/2018	187,364.00	2.00	0.00	0.00 0.00
Bangladesh Inland Water Transport Corporation (BIWTC)					
47.	5205-9052 Construction/Actuision of 4 no. 108 TEU's Self /Propeld Celloler Continer Vessel of 100 TEU's for BIWTC. 01/01/2010 -- 31/12/2013	13,779.00	5.00	0.00	1.00 0.00

(Taka in Lakh)

Sl. No.	Name of Ministry/Division/Project with Code # and Implementation Period	Total Cost	Total Allocation	Total Expenditure	-Target -Progress
(1)	(2)	(3)	(4)	(5)	(6)
48.	5205-5028 Construction of 1 Row Row Ferry and 1 Row Row Pontoon for Conducting at Chandpur-Shariatpur Route. 01/07/2012 -- 30/06/2014	3,370.00	2.00	0.00	0.00 0.00
Mongla Port Authority					
49.	5205-8190 Dredging at the Outer Bar in the Pashur Channel. 01/07/2006 -- 30/06/2013	12,281.69	2.00	0.00	0.00 0.00
50.	5205-9697 Dredging in Harber Area of Pashur Channel of Mongla Port. 01/07/2010 -- 30/03/2013	10,000.00	100.00	0.00	0.00 0.00
51.	5205-7270 Procurement of Six Numbers and Ancillary Crafts and Accessories and Accessories for Ministry of Water Resources and Ministry of Shipping (Mongla Port 1, BIWTA 3, BWDB 2) - Mongla Port 01/08/2010 -- 30/06/2013	10,426.00	105.00	0.00	1.33 1.33
Ministry of Social Welfare Department of Social Services					
52.	2931-5330 Construction of Chadpur Diabetic Samiti Hospital 01/07/2008 -- 30/06/2012	491.02	1.00	0.00	0.00 0.00
53.	2931-7995 Rehabilitation and Trainig Centre for orphan Children, Mosa: Sabera Khatun Islamia Shishu Residence. 01/01/2010 -- 30/06/2013	938.33	1.00	0.00	0.00 0.00
Ministry of Water Resources Bangladesh Water Development Board					
54.	4705-8110 Removal of Drainage Congestion from the beels Adjacent to Bhabadaha Area under Jessore District (Phase-1) . 01/07/2006 -- 30/06/2013	736,050.00	300.00	0.00	8.00 0.00
55.	4705-8280 Procurement of Six Numbers and Ancillary Crafts and Accessories and Accessories for Ministry of Water Resources and Ministry of Shipping (Mongla Port 1, BIWTA 3, BWDB 2) -BWDB part. 01/08/2010 -- 30/06/2013	23,782.00	1,740.00	0.00	0.00 0.00

(Taka in Lakh)

Sl. No.	Name of Ministry/Division/Project with Code # and Implementation Period	Total Cost	Total Allocation	Total Expenditure	-Target -Pro-gress
(1)	(2)	(3)	(4)	(5)	(6)
56.	4705-5109 Protection of Atatuli Area of Chapainoabgonj District from Errosion of Padma River. 01/09/2012 -- 30/06/2015	16,551.00	1.00	0.00	0.00 0.00
57.	4705-5113 Left Bank Protection of Padma River from Komorpur to Jhaowdia under Ishwardi Upazilla of Pabna District and from Tilokpur to Gouripur of Natore District. 01/07/2012 -- 30/06/2015	22,020.00	5.00	0.00	0.02 0.02
Ministry of Youth and Sports					
National Sports Council					
58.	3605-5027 Upgradation of Sylhet Division Stadium to an Internationally Standard. 01/07/2012 -- 31/12/2013	8,742.00	1.00	0.00	0.00 0.00
Power Division					
Bangladesh Power Development Board					
59.	5605-7330 Pre-payment Metering Project for Distribution Southern Zone Chittagong. 01/01/2009 -- 31/12/2014	13,736.00	5.00	0.00	0.00 0.00
Rural Electrification Board					
60.	5605-9664 Efficient Lighting Initiative for Bangladesh (Part-1 and Part-2). 01/07/2009 -- 30/06/2013	31,221.00	10.00	0.00	0.00 0.00
Roads Division					
Department of Roads and Highways					
61.	5041-5044 Construction of Birulia-Ashulia road 01/07/2000 -- 30/06/2013	3,683.00	1.00	0.00	0.02 0.00
62.	5041-5870 Rehabilitation of Khagrachari-Rangamati Road 01/07/2000 -- 30/06/2013	5,133.00	1.00	0.00	0.01 0.00
63.	5041-6400 Upgradation of the Banani-Tongi-Joydebpur Road. 01/07/1998 -- 30/06/2013	13,644.00	1.00	0.00	0.00 0.00

(Taka in Lakh)

Sl. No.	Name of Ministry/Division/Project with Code # and Implementation Period	Total Cost	Total Allocation	Total Expenditure	-Target -Progress
(1)	(2)	(3)	(4)	(5)	(6)
64.	5041-6860 Construction of Dashadhar & Kalmakanda Bridges on Netrokona-Kalmakanda Road and Bridges over Shameswari, Shuknakuri and Zaria bridge on Birishiri-Shamgonj road. 01/07/1998 -- 31/12/2012	4,553.00	1.00	0.00	0.02 0.00
65.	5041-8010 Mazhina-Kayetpara-Trimohini Link Road. 01/07/2002 -- 30/06/2013	2,360.00	1.00	0.00	0.04 0.00
66.	5041-9690 Construction of Shahid Ziaur Rahman Medical College Hospital Link Road. 01/07/2004 -- 30/06/2013	1,371.00	1.00	0.00	0.07 0.00
67.	5041-6220 Study and Design for the Bangladesh-Myanmar Direct Road Link. 01/04/2008 -- 31/12/2012	498.00	1.00	0.00	0.20 0.00
68.	5041-9983 Construction of Barodaho Bridge at Gaibandha Nakaihat-Gobindaganj Road. 01/01/2009 -- 30/06/2014	2,227.00	1.00	0.00	0.00 0.00
69.	5041-5151 Development of Madaripur (Mostaphapur) - from kajiratek Bridge to Shariatpur Road into 4 Lane. 01/02/2011 -- 30/06/2013	19,986.00	1.00	0.00	0.00 0.00
70.	5041-5203 Development of 16 roads Gopalganj District. 01/03/2011 -- 30/06/2013	38,771.00	1.00	0.00	0.00 0.00
71.	5041-5222 Widening and Strengthening of Teknaf-Shahpari Iland Road. 01/07/2011 -- 30/06/2013	1,681.00	1.00	0.00	0.00 0.00
72.	5041-5229 Construction of Border Road (Hatipagar-Sandhyakura-Dhanua-Kamalpur) (Z-2814). 01/01/2012 -- 30/06/2014	10,753.00	1.00	0.00	0.00 0.00

(Taka in Lakh)

Sl. No.	Name of Ministry/Division/Project with Code # and Implementation Period	Total Cost	Total Allocation	Total Expenditure	-Target -Progress
(1)	(2)	(3)	(4)	(5)	(6)
73.	5041-5235 Construction/Rehabilitation of Ferries and Pontoons	12,900.00	1.00	0.00	0.00 0.00
	01/07/2012 -- 31/12/2014				
74.	5041-5239 Construction of the Super Structures of the 2 PC Girder Bridges and 4 Baily Bridges on the Ullapara-Purnimagati-Tarash and Porabari-Kamaghanda-Nalka Roads.	4,494.00	1.00	0.00	0.00 0.00
	01/01/2013 -- 31/12/2014				
Rural Development and Co-operatives Division					
Rural Development Academy, Bogra					
75.	3805-7300 Action Research Project on Command Area Development using Surface Water for Rural Livelihood Improvement by Replacing RDA Technology.	1,491.00	26.00	0.00	0.92 0.00
	01/07/2007 -- 30/06/2012				

বার্ষিক উন্নয়ন কর্মসূচি বাস্তবায়ন অগ্রগতি পর্যালোচনা
(২০১২-২০১৩)

শূন্য বাস্তব অগ্রগতি সম্পন্ন ৭৯টি প্রকল্পের তালিকা

List of Projects whose Physical Progress is Zero

(Taka in Lakh)

Sl. No.	Name of Ministry/Division/Project with Code # and Implementation Period	Total Cost	Total Allocation	Total Expenditure	-Target -Progress
(1)	(2)	(3)	(4)	(5)	(6)
Economic Relations Division (ERD)					
Ministry's Own					
1.	1301-5010 Enhance of Capacity of the Management of External aid in Bangladesh	687.00	15.00	0.00	8.00 0.00
01/01/2010 -- 31/12/2017					
Energy and Mineral Resources Division					
Bangladesh Oil, Gas and Mineral Corporation					
2.	4205-7400 2D SEISMIC SURVEY UNDER FAST TRACK PROGRAMME.	23,028.00	1.00	0.00	1.00 0.00
01/07/2010 -- 30/06/2013					
Bangladesh Petroleum Institute (BPI)					
3.	4205-9218 Expansion of Capability of Bangladesh Petroleum Institute.	579.00	1.00	0.00	0.00 0.00
01/01/2010 -- 31/12/2012					
Internal Resources Division (IRD)					
National Board of Revenue					
4.	1103-5030 Construction of National Revenue Bhaban	14,136.00	500.00	0.00	0.00 0.00
01/01/2009 -- 31/12/2013					
5.	1103-5011 Governance Management Project : Component-a : Online Filing and Digitilization of Tax Returns, Component -c : Establishment of Taxpayers Information and Service Centres.	357.00	10.00	0.00	0.00 0.00
01/07/2011 -- 31/12/2013					
Local Government Division					
Barisal City Corporation					
6.	3705-5024 Construction of Bangabandhu Auditorium (4 Storied & 500 Seat Capacity) in Barisal City Corporation.	1,786.85	50.00	0.00	3.00 0.00
01/07/2012 -- 30/06/2014					
Chittagong City Corporation					

(Taka in Lakh)

Sl. No.	Name of Ministry/Division/Project with Code # and Implementation Period	Total Cost	Total Allocation	Total Expenditure	-Target -Progress
(1)	(2)	(3)	(4)	(5)	(6)
7.	3705-7290 Garbage Collection, Disposal and Treatment Plant. 01/07/2010 -- 30/06/2013	2,292.00	600.00	0.00	26.00 0.00
Dhaka City Corporation					
8.	3705-5025 Development and Widening the Mirpur 10 to Kachukhet Road. 01/01/2013 -- 31/12/2013	2,187.00	50.00	0.00	3.00 0.00
Ministry of Agriculture					
Agricultural Information Service					
9.	4341-5050 Introduction of Digital Agriculture and Improvement of Rural Life through Agricultural Information & Communication Centre. 01/01/2012 -- 30/06/2014	1,880.00	1.00	0.00	2.00 0.00
Department of Agricultural Extension					
10.	4331-5014 Pirojpur-Gopalganj-Bagerhat Integrated Agricultural Development (PCU Component). 01/07/2012 -- 30/06/2017	380.00	1.00	0.00	5.00 0.00
Ministry of Cultural Affairs					
Bangladesh Shilpakhala Academy					
11.	3405-7210 Training on Fine and Performing Arts (2nd Phase). 01/07/2005 -- 30/06/2013	2,831.79	1.00	0.00	0.00 0.00
Ministry of Education					
Department of Education Engineering					
12.	2571-8073 Development of Guide House of Bangladesh Girl Guides Association and Girl Guide Camp at Baroy Para of Kaliakoir. 01/07/2012 -- 30/06/2014	1,912.00	0.00	0.00	0.00 0.00
Department of Technical Education					
13.	2551-5014 Technical Assistance for Skills and Employment Project. 01/05/2012 -- 31/01/2013	569.00	560.00	0.00	0.00 0.00
University Grants Commission					

(Taka in Lakh)

Sl. No.	Name of Ministry/Division/Project with Code # and Implementation Period	Total Cost	Total Allocation	Total Expenditure	-Target -Progress
(1)	(2)	(3)	(4)	(5)	(6)
14.	2561-9152 Establishment of Jagannath University (Phase-2) 01/07/2010 -- 30/06/2014	9,733.51	50.00	0.00	5.00 0.00
15.	2561-7410 Molecular Epidemiology of Micro Bacterium Bodies Induction in Animals and Man in Bangladesh. 01/07/2011 -- 30/06/2014	169.00	5.00	5.00	0.00 0.00
16.	2561-7420 Morphological Pathogenic and Molecular Characterization Species from Fruits (Mango, Papaya, Banana, etc.) in Bangladesh and their Management by Bio-active Natural Compounds 01/07/2011 -- 30/06/2014	100.00	5.00	5.00	0.00 0.00
17.	2561-7430 Improvement of Salt and Sub-mergence Tolerant Rice through Genetic Engineering Approach to Ring Food Security with Environmental Safety in Bangladesh. 01/07/2011 -- 30/06/2014	115.00	5.00	0.00	0.00 0.00
18.	2561-5052 Molecular Characterization and Identification of Important Genetic and Infectious Diseases of Livestock and Poultry in Bangladesh. 01/01/2012 -- 31/12/2014	90.00	5.00	0.00	0.00 0.00
19.	2561-5073 Establishment of Rangamati Science and Technology University. 01/01/2013 -- 30/06/2018	11,647.00	1.00	0.00	0.00 0.00
20.	2561-5072 Small Scale Technical Assistance for Public Private Partnership in Higher Education. 01/04/2012 -- 31/03/2013	185.00	185.00	0.00	0.00 0.00
Ministry of Fisheries and Livestock					
Department of Fisheries					
21.	4431-8202 Integrated Fisheries Livelihood Project (Preparatory phase) 01/09/2011 -- 31/08/2012	1,198.00	0.00	0.00	0.00 0.00
Ministry of Foreign Affairs					
Embassies					

(Taka in Lakh)

Sl. No.	Name of Ministry/Division/Project with Code # and Implementation Period	Total Cost	Total Allocation	Total Expenditure	-Target -Progress
(1)	(2)	(3)	(4)	(5)	(6)
22.	1811-5040 Construction of Bangladesh Chancery Complex in Tokyo, Japan.	8,865.00	2,000.00	0.00	22.56 0.00
	01/07/2011 -- 30/06/2013				
Ministry of Health and Family Welfare					
Department of Health Services					
23.	2711-5040 Establishment of Mother and Child Care Hospital under A.K. Khan Health Care Centre of Excellence.	2,494.00	5.00	0.00	0.00 0.00
	01/07/2011 -- 30/06/2014				
Ministry's Own					
24.	2701-2701 Provision for Equipment and Professional Training for Ahsania Mission Cancer Hospital.	6,000.00	121.15	0.00	0.00 0.00
	01/07/2009 -- 30/06/2013				
Ministry of Housing and Public Works					
Chittagong Development Authority					
25.	3205-7260 Construction of Flyover in Muradpur, 2 no. Gate and GEC Junction.	15,070.57	5.00	0.00	1.00 0.00
	01/07/2010 -- 30/06/2013				
Ministry of Industry					
Bangladesh Chemical Industries Corporation (BCIC)					
26.	3905-8440 BMRE of KPM Ltd.	40,183.98	5.00	0.00	1.00 0.00
	01/07/2007 -- 01/07/2015				
Bangladesh Small & Cottage Industries Corporation (BSCIC)					
27.	3905-5014 Integrated Support to Poverty Reduction and Inequality Reduction through Enterprize Development (INSIRED).	20,473.00	130.00	0.00	1.00 0.00
	01/03/2012 -- 28/02/2018				
Bangladesh Standard and Testing Institute (BSTI)					
28.	3905-7360 Modernization and Strenthening of Bangladesh Standards and Testing Institute (BSTI)	7,292.00	1,238.00	0.00	17.00 0.00
	01/10/2010 -- 30/06/2012				
Ministry of Information					
Bangladesh Film Development Corporation (BFDC)					

(Taka in Lakh)

Sl. No.	Name of Ministry/Division/Project with Code # and Implementation Period	Total Cost	Total Allocation	Total Expenditure	-Target -Progress
(1)	(2)	(3)	(4)	(5)	(6)
29.	3305-5890 Introduction of Digital Technology in BFDC	2,100.00	1.00	0.00	0.00 0.00
	01/07/2003 -- 30/06/2013				
Ministry of Railway Bangladesh Railway					
30.	5131-6536 Re-modeling of Khulna Railway Station Yard and Benapole Railway Station Development of Operational Facilities	7,578.32	1.00	0.00	35.00 0.00
	01/07/2007 -- 30/06/2013				
31.	5131-6538 Dhaka-Chittagong Railway Developmet Project (Pahartali Workshop Development Part).	14,618.67	1.00	0.47	0.00 0.00
	01/07/2007 -- 30/06/2014				
32.	5131-5022 Technical Assistance by World Bank for Providing Services as Feability Study, Study for Safeguard Policies, Detailed Engineering Design, Tendering Service	1,382.00	1.00	0.00	0.00 0.00
	01/09/2007 -- 30/06/2013				
33.	5131-7205 Technical Assistance for the Preparation of a Project Towards Implementation of 'Export Infrastructure Development Project' under World Bank (WB) Financing.	1,102.46	1.00	0.00	0.00 0.00
	01/05/2008 -- 31/03/2013				
34.	5131-5330 Export Infrastructure Development Project	114,043.00	1.00	0.00	0.00 0.00
	01/07/2009 -- 30/06/2013				
35.	5131-5300 Collection of 125 BG passenger train for Bangladesh Railway.	35,325.00	1.00	0.00	0.00 0.00
	01/08/2010 -- 30/06/2013				
36.	5131-5800 Collection of 5 MG Brake Van including Air Brake and 50 Fat Wagon for Container Transport (BFCT).	3,138.00	16.00	15.11	0.00 0.00
	01/08/2010 -- 31/12/2013				

(Taka in Lakh)

Sl. No.	Name of Ministry/Division/Project with Code # and Implementation Period	Total Cost	Total Allocation	Total Expenditure	-Target -Progress
(1)	(2)	(3)	(4)	(5)	(6)
37.	5131-5550 Collection of 150 MG Passenger Train. 01/12/2010 -- 30/06/2013	55,631.00	1.00	0.00	0.00 0.00
38.	5131-5570 Collection of 170 MG BFCT and 11 MG Brake Van for Bangladesh Railway. 01/12/2010 -- 30/06/2013	9,661.00	3.00	2.95	0.00 0.00
39.	5131-5580 Collection 2 BG Inspection Car and 264 MG Coach for Bangladesh Railway. 01/12/2010 -- 30/06/2013	98,325.00	1.00	0.00	0.00 0.00
40.	5131-5710 Collection 10 (3 unit set) Diesel Electric Multiple Unit (DEMU). 01/12/2010 -- 30/06/2015	33,132.00	1.00	0.00	0.00 0.00
41.	5131-6020 Rehabilitation of Kulaura-Shahbazpur Section of Bangladesh Railway. 30/06/2011 -- 31/12/2012	11,768.00	1.00	0.00	0.00 0.00
42.	5131-6030 Feasibility Study of Metre Gauge Railway Sign from Nazirhat to Panua. 01/04/2011 -- 30/06/2013	198.00	1.00	0.00	0.00 0.00
43.	5131-6040 Procurement of 70 Nos. Metre Gauge (MG) Diesel Electric (DE) Locomotives for Bangladesh Railway. 30/06/2011 -- 30/06/2017	194,589.00	18.00	15.19	0.00 0.00
44.	5131-6050 Feasibility Study for Construction of Railway from Navaron to Munshigonj via Satkhira. 30/06/2011 -- 31/12/2013	1,156.00	6.00	0.00	100.00 0.00

(Taka in Lakh)

Sl. No.	Name of Ministry/Division/Project with Code # and Implementation Period	Total Cost	Total Allocation	Total Expenditure	-Target -Progress
(1)	(2)	(3)	(4)	(5)	(6)
45.	5131-5010 Bangladesh Railway Sector Development under ADB's Second PFR (Rehabilitation of Various Station Yard of Darshana-Ishwardi-Sirajgonj Section and Augmentation of Loop Line 01/07/2012 -- 30/06/2015	7,677.38	1.00	0.00	0.00 0.00
46.	5131-5012 Bangladesh Railway Sector Development under ADB's Second PFR (Technical Assistance for Supervision Consultant Services Component). 01/07/2012 -- 30/06/2015	39,551.00	32.00	0.00	0.00 0.00
47.	5131-5013 Replacement and Modernization of the Existing Signaling Systems Management of 11 Stations of Chinki Astana-Chittagong Section of East Zones of Bangladesh Railway. 01/07/2012 -- 30/06/2015	22,468.00	2.00	1.45	0.00 0.00
48.	5131-5015 Construction of 3rd and 4th Duel Gauge Line of Dhaka-Tongi Section and Duel Gauge Double Line of Tongi-Joydebpur Section of Bangladesh Railway. 01/07/2012 -- 30/06/2015	84,860.00	2.00	0.00	0.00 0.00
49.	5131-5014 Complete Renovation of Chinki Astana-Ashuganj Eroded Rail Section and other Ancillary Work of Bangladesh Railway. 01/07/2012 -- 31/12/2014	23,392.00	1.00	0.00	0.00 0.00
Ministry of Shipping					
Bangladesh Inland Water Transport Authority (BIWTA)					
50.	5205-7290 Procurement of Six Numbers and Ancillary Crafts and Accessories for Ministry of Water Resources and Ministry of Shipping (Mongla Port 1, BIWTA 3, BWDB 2) - BIWTA part. 01/08/2010 -- 30/06/2013	29,686.00	160.00	0.00	2.00 0.00
51.	5205-5026 Capital Dredging of 53 Route of Inland Water Ways (in 1st phase, 24 Route). 01/07/2012 -- 30/06/2018	187,364.00	2.00	0.00	0.00 0.00
Bangladesh Inland Water Transport Corporation (BIWTC)					
52.	5205-9052 Construction/Actuision of 4 no. 108 TEU's Self /Propeld Celloler Continer Vessel of 100 TEU's for BIWTC. 01/01/2010 -- 31/12/2013	13,779.00	5.00	0.00	1.00 0.00

(Taka in Lakh)

Sl. No.	Name of Ministry/Division/Project with Code # and Implementation Period	Total Cost	Total Allocation	Total Expenditure	-Target -Progress
(1)	(2)	(3)	(4)	(5)	(6)
53.	5205-5028 Construction of 1 Row Row Ferry and 1 Row Row Pontoon for Conducting at Chandpur-Shariatpur Route. 01/07/2012 -- 30/06/2014	3,370.00	2.00	0.00	0.00 0.00
Mongla Port Authority					
54.	5205-8190 Dredging at the Outer Bar in the Pashur Channel. 01/07/2006 -- 30/06/2013	12,281.69	2.00	0.00	0.00 0.00
55.	5205-9697 Dredging in Harber Area of Pashur Channel of Mongla Port. 01/07/2010 -- 30/03/2013	10,000.00	100.00	0.00	0.00 0.00
Ministry of Social Welfare Department of Social Services					
56.	2931-5330 Construction of Chadpur Diabetic Samiti Hospital 01/07/2008 -- 30/06/2012	491.02	1.00	0.00	0.00 0.00
57.	2931-7995 Rehabilitation and Trainig Centre for orphan Children, Mosa: Sabera Khatun Islamia Shishu Residence. 01/01/2010 -- 30/06/2013	938.33	1.00	0.00	0.00 0.00
Ministry of Water Resources Bangladesh Water Development Board					
58.	4705-8110 Removal of Drainage Congestion from the beels Adjacent to Bhabadaha Area under Jessore District (Phase-1). 01/07/2006 -- 30/06/2013	736,050.00	300.00	0.00	8.00 0.00
59.	4705-8280 Procurement of Six Numbers and Ancillary Crafts and Accessories and Accessories for Ministry of Water Resources and Ministry of Shipping (Mongla Port 1, BIWTA 3, BWDB 2) -BWDB part. 01/08/2010 -- 30/06/2013	23,782.00	1,740.00	0.00	0.00 0.00

(Taka in Lakh)

Sl. No.	Name of Ministry/Division/Project with Code # and Implementation Period	Total Cost	Total Allocation	Total Expenditure	-Target -Progress
(1)	(2)	(3)	(4)	(5)	(6)
60.	4705-5109 Protection of Atatuli Area of Chapainoabgonj District from Errosion of Padma River. 01/09/2012 -- 30/06/2015	16,551.00	1.00	0.00	0.00 0.00
Ministry of Youth and Sports National Sports Council					
61.	3605-5027 Upgradation of Sylhet Division Stadium to an Internationally Standard. 01/07/2012 -- 31/12/2013	8,742.00	1.00	0.00	0.00 0.00
Planning Division Ministry's Own					
62.	1401-7030 Assistance to SICT for Strengthening Planning Division, ERD, IMED through ICT. 01/01/2005 -- 30/05/2013	1,646.69	26.72	9.59	0.00 0.00
Power Division Bangladesh Power Development Board					
63.	5605-7330 Pre-payment Metering Project for Distribution Southern Zone Chittagong. 01/01/2009 -- 31/12/2014	13,736.00	5.00	0.00	0.00 0.00
Rural Electrification Board					
64.	5605-9664 Efficient Lighting Initiative for Bangladesh (Part-1 and Part-2). 01/07/2009 -- 30/06/2013	31,221.00	10.00	0.00	0.00 0.00
Roads Division Department of Roads and Highways					
65.	5041-5044 Construction of Birulia-Ashulia road 01/07/2000 -- 30/06/2013	3,683.00	1.00	0.00	0.02 0.00
66.	5041-5870 Rehabilitation of Khagrachari-Rangamati Road 01/07/2000 -- 30/06/2013	5,133.00	1.00	0.00	0.01 0.00

(Taka in Lakh)

Sl. No.	Name of Ministry/Division/Project with Code # and Implementation Period	Total Cost	Total Allocation	Total Expenditure	-Target -Progress
(1)	(2)	(3)	(4)	(5)	(6)
67.	5041-6400 Upgradation of the Banani-Tongi-Joydebpur Road. 01/07/1998 -- 30/06/2013	13,644.00	1.00	0.00	0.00 0.00
68.	5041-6860 Construction of Dashadhar & Kalmakanda Bridges on Netrokona-Kalmakanda Road and Bridges over Shameswari, Shuknakuri and Zaria bridge on Birishiri-Shamgonj road. 01/07/1998 -- 31/12/2012	4,553.00	1.00	0.00	0.02 0.00
69.	5041-8010 Mazhina-Kayetpara-Trimohini Link Road. 01/07/2002 -- 30/06/2013	2,360.00	1.00	0.00	0.04 0.00
70.	5041-9690 Construction of Shahid Ziaur Rahman Medical College Hospital Link Road. 01/07/2004 -- 30/06/2013	1,371.00	1.00	0.00	0.07 0.00
71.	5041-6220 Study and Design for the Bangladesh-Myanmar Direct Road Link. 01/04/2008 -- 31/12/2012	498.00	1.00	0.00	0.20 0.00
72.	5041-9983 Construction of Barodaho Bridge at Gaibandha Nakaihat-Gobindaganj Road. 01/01/2009 -- 30/06/2014	2,227.00	1.00	0.00	0.00 0.00
73.	5041-5151 Development of Madaripur (Mostaphapur) - from kajiratek Bridge to Shariatpur Road into 4 Lane. 01/02/2011 -- 30/06/2013	19,986.00	1.00	0.00	0.00 0.00
74.	5041-5203 Development of 16 roads Gopalganj District. 01/03/2011 -- 30/06/2013	38,771.00	1.00	0.00	0.00 0.00

(Taka in Lakh)

Sl. No.	Name of Ministry/Division/Project with Code # and Implementation Period	Total Cost	Total Allocation	Total Expenditure	-Target -Progress
(1)	(2)	(3)	(4)	(5)	(6)
75.	5041-5222 Widening and Strengthening of Teknaf-Shahpari Iland Road. 01/07/2011 -- 30/06/2013	1,681.00	1.00	0.00	0.00 0.00
76.	5041-5229 Construction of Border Road (Hatipagar-Sandhyakura-Dhanua-Kamalpur) (Z-2814). 01/01/2012 -- 30/06/2014	10,753.00	1.00	0.00	0.00 0.00
77.	5041-5235 Construction/Rehabilitation of Ferries and Pontoons 01/07/2012 -- 31/12/2014	12,900.00	1.00	0.00	0.00 0.00
78.	5041-5239 Construction of the Super Structures of the 2 PC Girder Bridges and 4 Baily Bridges on the Ullapara-Purnimagati-Tarash and Porabari-Kamaghanda-Nalka Roads. 01/01/2013 -- 31/12/2014	4,494.00	1.00	0.00	0.00 0.00
Rural Development and Co-operatives Division					
Rural Development Academy, Bogra					
79.	3805-7300 Action Research Project on Command Area Development using Surface Water for Rural Livelihood Improvement by Replacing RDA Technology. 01/07/2007 -- 30/06/2012	1,491.00	26.00	0.00	0.92 0.00

বার্ষিক উন্নয়ন কর্মসূচি বাস্তবায়ন অগ্রগতি পর্যালোচনা
(২০১২-২০১৩)

২০১২-১৩ অর্থ বছরে সমাপ্ত ঘোষিত
২০৬টি প্রকল্পের বাস্তবায়ন অগ্রগতি

RADP : 2012-13

Ministry/Division wise Implementation Status of Declared Completed Projects

Reporting Period : July 2012 -- June 2013

(Taka in Lakh)

Sl. #	Ministry/Division/Project Name with Code No. and Implementation Period	Project Cost	Cummulative Progress upto Reporting Period	
		Total Taka P.A.	Expenditure	Progress
			Total Taka P.A.	Financial
(1)	(2)	(3)	(4)	(5)
Parliament Affairs Secretariat				
Ministry's Own				
1.	0201-5050 Solar Power System in Bangladesh Parliament.	888.00	855.50	96.34%
		138.00	105.50	99.27%
		750.00	750.00	
Impl. Period : 01/10/2011 to 31/12/2012				
Cabinet Division				
Ministry's Own				
2.	0401-5012 Preparatory Activities to Develop and Implement Enabling Open Government Project (EOGP).	700.00	25.63	3.66%
		0.00	0.00	3.66%
		700.00	25.63	
Impl. Period : 01/10/2012 to 30/06/2013				
Ministry of Public Administration				
Autonomous Bodies & Other Institutions				
3.	0705-7011 Completion of incomplete Work of BIAM Foundation including Establishment of Cox-bazar BIAM Foundation Regional Centre .	2,048.00	2,024.09	98.83%
		2,048.00	2,024.09	100.00%
		0.00	0.00	
Impl. Period : 01/07/2009 to 30/06/2013				
Ministry's Own				
4.	0701-5016 Institutional Development of Bangladesh Civil Service Administration Academy (2nd phase).	1,335.00	876.47	65.65%
		1,335.00	876.47	67.30%
		0.00	0.00	
Impl. Period : 01/07/2011 to 30/06/2013				
5.	0701-5061 ICT Development in the Ministry of Public Administration.	1,151.00	1,062.46	92.31%
		241.00	152.46	110.00%
		910.00	910.00	
Impl. Period : 01/07/2010 to 31/12/2012				
Public Service Commission				
Public Service Commission				
6.	0801-5030 Construction of Complex of Bangladesh Govt. Public Service Commission at Agargaon Taltala, Shere Bangla Nagar in Dhaka.	2,571.00	2,491.16	96.89%
		2,571.00	2,491.16	99.00%
		0.00	0.00	
Impl. Period : 01/07/2009 to 30/06/2013				
Finance Division				

(Taka in Lakh)

Sl. #	Ministry/Division/Project Name with Code No. and Implementation Period	Project Cost	Cumulative Progress upto Reporting Period	
		Total Taka P.A.	Expenditure	Progress
			Total Taka P.A.	Financial Physical
(1)	(2)	(3)	(4)	(5)
Ministry's Own				
7.	0901-5120 Strengthening Comptroller and Oversight of Public Expenditure Project.	7,272.00 471.00 6,801.00	6,533.42 252.73 6,280.69	89.84% 90.00%
Impl. Period : 01/02/2007 to 31/01/2013				
Bank and Financial Institution Division Autonomous Bodies & Other Institutions				
8.	1205-5121 Central Bank Strengthening Project.	39,584.62 9,536.07 30,048.55	33,831.73 5,477.13 28,354.63	85.47% 100.00%
Impl. Period : 01/07/2003 to 30/06/2013				
9.	1205-5021 Improvement of Capital Markets Governance Project.	1,734.11 351.59 1,382.52	1,542.44 309.38 1,233.06	88.95% 100.00%
Impl. Period : 01/07/2006 to 30/06/2013				
Planning Division Ministry's Own				
10.	1401-7030 Assistance to SICT for Strengthening Planning Division, ERD, IMED through ICT.	1,646.69 22.55 1,624.14	1,551.73 7.05 1,544.68	94.23% 80.00%
Impl. Period : 01/01/2005 to 30/05/2013				
11.	1401-5011 Program Support Unit, Planning Commission.	642.00 42.00 600.00	919.38 41.80 877.58	143.21% 75.06%
Impl. Period : 01/10/2006 to 31/12/2012				
Statistics and Informatics Division Bangladesh Bureau of Statistics				
12.	1631-5010 Capacity Building of BBS (Phase-II) : Action Plan for National Strategy for the Development of Statistics (NSDS) Preparation.	107.00 11.00 96.00	122.22 10.54 111.68	114.22% 73.00%
Impl. Period : 01/03/2011 to 30/06/2013				
Ministry of Commerce Ministry's Own				
13.	1701-5030 Developing Business Services Markets in Bangladesh (Phase - II).	27,493.00 104.00 27,389.00	26,818.69 9.00 26,809.69	97.55% 28.00%
Impl. Period : 01/03/2008 to 31/03/2013				

(Taka in Lakh)

Sl. #	Ministry/Division/Project Name with Code No. and Implementation Period	Project Cost	Cumulative Progress upto Reporting Period	
		Total Taka P.A.	Expenditure	Progress
			Total Taka P.A.	Financial Physical
(1)	(2)	(3)	(4)	(5)
14.	1701-0004 Extension of the 9th & 10th Floors of the Buildings Situating at Kawran Bazar through Self Finance of TCB.	684.00 684.00 0.00	678.00 678.00 0.00	99.12% 52.00%
Impl. Period : 30/09/2011 to 30/06/2013				
Ministry of Defence				
Bangladesh Army				
15.	1931-5050 Siraj-Khaleda Memorial Cantonment Board General Hospital Extension	1,456.81 1,456.81 0.00	1,413.26 1,413.26 0.00	97.01% 35.00%
Impl. Period : 01/06/2011 to 30/06/2013				
Bangladesh Navy				
16.	1933-5020 Construction of Academic Building for BN School and College Mongla, Bagerhat.	1,370.00 1,370.00 0.00	1,368.94 1,368.94 0.00	99.92% 99.92%
Impl. Period : 01/07/2010 to 30/06/2013				
Inter Services Departments				
17.	1935-7081 Infrastructure Development of Inter Services Selection Board. (ISSB) at Dhaka Cantonment.	2,285.00 2,285.00 0.00	2,279.85 2,279.85 0.00	99.77% 99.78%
Impl. Period : 01/03/2010 to 30/06/2013				
Law and Justice Division				
Ministry's Own				
18.	2101-5380 Construction of District Registrar's Office in 20 Districts and sub-Registrar's Office in 63 Upazillas of Bangladesh (1st Phase).	13,018.00 13,018.00 0.00	10,675.50 10,675.50 0.00	82.01% 87.25%
Impl. Period : 01/07/2006 to 30/06/2013				
19.	2101-5051 Addressing Violence Against Women through AOM.	81.00 15.00 66.00	61.53 0.00 61.53	75.96% 77.51%
Impl. Period : 01/11/2010 to 31/12/2012				
Ministry of Home Affairs				
Bangladesh Police Directorate				
20.	2211-5620 Construction of National Crime Control and Operation Monitoring Building.	8,246.91 8,246.91 0.00	8,227.66 8,227.66 0.00	99.77% 100.00%
Impl. Period : 01/07/2008 to 30/06/2013				
Boarder Guard Bangladesh				

(Taka in Lakh)

Sl. #	Ministry/Division/Project Name with Code No. and Implementation Period	Project Cost	Cummulative Progress upto Reporting Period	
		Total Taka P.A.	Expenditure	Progress
			Total Taka P.A.	Financial Physical
(1)	(2)	(3)	(4)	(5)
21.	2231-5231 Procurement of Modern Equipment and Facilities for Bangladesh Rifles.	4,600.00	4,483.00	97.46%
		4,600.00	4,483.00	97.00%
		0.00	0.00	
Impl. Period : 01/01/2011 to 30/06/2013				
22.	2231-5011 Electrification of 165 nos BOP by Solar power.	2,923.00	2,757.58	94.34%
		2,923.00	2,757.58	75.00%
		0.00	0.00	
Impl. Period : 01/07/2011 to 01/07/2013				
Department of Fire Service and Civil Defence				
23.	2261-5640 Establishment of Fire Service and Civil Defence Station at 46 Important Upazillas	13,571.28	13,403.32	98.76%
		13,571.28	13,403.32	99.00%
		0.00	0.00	
Impl. Period : 01/07/1996 to 30/06/2013				
Ministry of Primary and Mass Education				
Department of Primary Education				
24.	2431-5960 Reaching Out of School Children Project.	68,432.29	63,093.28	92.20%
		3,670.43	3,454.55	99.00%
		64,761.86	59,638.73	
Impl. Period : 01/07/2004 to 30/06/2013				
25.	2431-5120 Registered Non-Govt. Primary School Development Project (3rd Phase).	92,000.00	91,991.91	99.99%
		92,000.00	91,991.91	93.00%
		0.00	0.00	
Impl. Period : 01/07/2006 to 30/06/2013				
26.	2431-5012 China Assisted Two Rural Model Government Primary School Construction Project.	1,500.00	1,460.48	97.37%
		300.00	260.47	99.00%
		1,200.00	1,200.00	
Impl. Period : 01/12/2011 to 30/06/2013				
Ministry of Education				
Bangladesh Scouts				
27.	2505-7020 Inauguration of 24th Asia Pacific Oceanic Scout Jamboree with Infrastructure Renovation.	34,296.00	1,072.00	3.13%
		34,296.00	1,072.00	0.00%
		0.00	0.00	
Impl. Period : 01/07/2011 to 30/06/2013				

Bureau of Educational Information and Statistics

(Taka in Lakh)

Sl. #	Ministry/Division/Project Name with Code No. and Implementation Period	Project Cost	Cummulative Progress upto Reporting Period	
		Total Taka P.A.	Expenditure	Progress
			Total Taka P.A.	Financial Physical
(1)	(2)	(3)	(4)	(5)
28.	2579-5018 Enhancement of ICT Training in Bangladesh-Korea ICT Training Centre for Education (BKITCE), BANBEIS and Strengthening Educational Management Information System (EMIS) Network of Ministry of Education.	558.00 558.00 0.00	556.35 556.35 0.00	99.70% 15.00%
Impl. Period : 01/07/2009 to 30/06/2013				
Department of Education Engineering				
29.	2571-7100 Devalopment of Dhaka Residential Model College & RAJUK Uttara Model College.	1,500.00 1,500.00 0.00	1,491.40 1,491.40 0.00	99.43% 100.00%
Impl. Period : 01/01/2010 to 30/06/2013				
Department of Technical Education				
30.	2551-5014 Technical Assistance for Skills and Employment Project.	569.00 0.00 569.00	0.00 0.00 0.00	0.00% 0.00%
Impl. Period : 01/05/2012 to 31/01/2013				
University Grants Commission				
31.	2561-9021 Conservation of Black Bengal Goat as the Potential Genetic Resource in Bangladesh.	171.00 0.00 171.00	26.72 0.00 26.72	15.63% 12.76%
Impl. Period : 01/07/2005 to 30/06/2013				
32.	2561-9041 Formulation of bio pesticides in controlling phomopsis fruit rot, foot/collar rot and shoot & fruit boret of eggplant.	161.00 0.00 161.00	160.97 0.00 160.97	99.98% 98.10%
Impl. Period : 01/07/2005 to 30/06/2013				
33.	2561-9096 Study on Degration of Upland Watershed in Bangladesh	165.00 0.00 165.00	161.47 0.00 161.47	97.86% 99.24%
Impl. Period : 01/07/2005 to 30/06/2013				
34.	2561-9135 Introduction of ICT Courses to the 10 Post Graduate Colleges (Pilot)	1,500.00 1,500.00 0.00	1,425.00 1,425.00 0.00	95.00% 90.00%
Impl. Period : 01/10/2008 to 30/06/2013				
35.	2561-9142 Modernization of Laboratory Facilities in the Department of Cheminstry of University Chittagong	800.00 800.00 0.00	800.00 800.00 0.00	100.00% 97.50%
Impl. Period : 01/07/2009 to 30/06/2013				

(Taka in Lakh)

Sl. #	Ministry/Division/Project Name with Code No. and Implementation Period	Project Cost	Cumulative Progress upto Reporting Period	
		Total Taka P.A.	Expenditure	Progress
			Total Taka P.A.	Financial Physical
(1)	(2)	(3)	(4)	(5)
36.	2561-7250 Bangladesh University of Professionals	5,052.00	5,052.00	100.00%
		5,052.00	5,052.00	100.00%
		0.00	0.00	100.00%
Impl. Period : 01/07/2009 to 31/12/2012				
37.	2561-9165 In Vitro Regeneration of orchids for Commercial Production and Conservation of Endangered species,	111.33	110.60	99.34%
		0.00	0.00	90.35%
		111.33	110.60	
Impl. Period : 01/01/2009 to 31/12/2012				
38.	2561-9147 Construction of Female Hall at Shahjalal University of Science & Technology .	1,408.00	1,404.09	99.72%
		1,408.00	1,404.09	100.00%
		0.00	0.00	
Impl. Period : 01/07/2010 to 31/12/2012				
39.	2561-9161 Further Development of Jahangirnagar University.	2,400.00	2,640.00	110.00%
		2,400.00	2,640.00	100.00%
		0.00	0.00	
Impl. Period : 01/07/2010 to 30/06/2013				
40.	2561-9153 Special Development of Bangabandhu Sheikh Mujibur Rahman Agricultural University (BSMRAU)	1,893.00	1,882.00	99.42%
		1,893.00	1,882.00	99.42%
		0.00	0.00	
Impl. Period : 01/01/2011 to 30/06/2013				
41.	2561-5072 Small Scale Technical Assistance for Public Private Partnership in Higher Education.	185.00	0.00	0.00%
		0.00	0.00	0.00%
		185.00	0.00	
Impl. Period : 01/04/2012 to 31/03/2013				
Ministry of Science and Technology				
Bangladesh Council for Scientific and Industrial Research				
42.	2605-8999 Strengthening Institute of Mining Mineralogy and Metallurgy, Joypurhat	2,260.33	2,057.37	91.02%
		2,260.33	2,057.37	84.00%
		0.00	0.00	
Impl. Period : 01/07/2010 to 30/06/2013				
43.	2605-7340 Establishment of Institute of National Analytical Research and Service.	2,075.00	2,005.16	96.63%
		2,075.00	2,005.16	100.00%
		0.00	0.00	
Impl. Period : 01/07/2010 to 30/06/2013				
National Institute of Bio-Technology (NIB)				

(Taka in Lakh)

Sl. #	Ministry/Division/Project Name with Code No. and Implementation Period	Project Cost	Cummulative Progress upto Reporting Period	
		Total Taka P.A.	Expenditure	Progress
			Total Taka P.A.	Financial Physical
(1)	(2)	(3)	(4)	(5)
44.	2605-7370 Enhancement of Research Facility of NIB.	1,400.00	1,010.00	72.14%
		1,400.00	1,010.00	72.00%
		0.00	0.00	
Impl. Period : 01/07/2010 to 30/06/2013				
Ministry of Health and Family Welfare				
Department of Health Services				
45.	2701-7220 Establishment of National Institute of ENT (First phase) in Dhaka.	8,153.00	4,859.44	59.60%
		5,647.00	4,859.44	57.00%
		2,506.00	0.00	
Impl. Period : 01/07/2008 to 30/06/2013				
46.	2701-8672 Establishment of ENT and Head-Neck Cancer Foundation and Institution	2,494.00	1,582.01	63.43%
		2,494.00	1,582.01	53.00%
		0.00	0.00	
Impl. Period : 01/07/2008 to 30/06/2013				
Ministry's Own				
47.	2701-7140 Establishment of National Institute of Nuero Sciences	23,171.00	21,104.70	91.08%
		23,171.00	21,104.70	100.00%
		0.00	0.00	
Impl. Period : 01/07/2003 to 31/12/2012				
Ministry of Social Welfare				
Department of Social Services				
48.	2931-7110 Establishment of 6 Technical Training Centres in 6 Divisions for the orphans and Disabled Boys and Girls	6,676.16	6,122.73	91.71%
		6,676.16	6,122.73	97.00%
		0.00	0.00	
Impl. Period : 01/01/2006 to 31/12/2012				
49.	2931-7090 Support Services Programme for Socialy Disadvantage Women and Girls.	642.00	557.73	86.87%
		0.00	0.00	88.00%
		642.00	557.73	
Impl. Period : 01/01/2010 to 30/06/2013				
50.	2931-7999 Establishing of DBKP Community Hospital and Vocational Training Center for Vulnerable Slum Dwellers.	1,257.85	1,176.13	93.50%
		1,257.85	1,176.13	97.00%
		0.00	0.00	
Impl. Period : 01/07/2011 to 30/06/2013				

(Taka in Lakh)

Sl. #	Ministry/Division/Project Name with Code No. and Implementation Period	Project Cost	Cummulative Progress upto Reporting Period	
		Total Taka P.A.	Expenditure	Progress
			Total Taka P.A.	Financial Physical
(1)	(2)	(3)	(4)	(5)
51.	2931-5560 Support Services for Vulnerable Group.	2,000.00	1,477.41	73.87%
		2,000.00	1,477.41	100.00%
		0.00	0.00	
Impl. Period : 01/12/2011 to 30/06/2013				
52.	2931-5021 Implementation of UN Convention on the Rights of Persons with Disabilities (UNCRPD).	153.00	84.00	54.90%
		0.00	0.00	0.00%
		153.00	84.00	
Impl. Period : 01/01/2012 to 30/06/2013				
Ministry's Own				
53.	2901-5020 Establishment of Liver Transplantation Unit in Bangladesh Diabetic Association (BADs).	928.77	895.55	96.42%
		928.77	895.55	100.00%
		0.00	0.00	
Impl. Period : 01/01/2012 to 30/06/2013				
Ministry of Women and Childrens' Affairs Department of Women Affairs				
54.	3021-7200 Promotion of Gender Equality between Men and Women and Empowerment of Women.	2,140.72	2,070.49	96.72%
		25.12	25.12	97.09%
		2,115.60	2,045.37	
Impl. Period : 01/01/2006 to 31/12/2013				
55.	3021-7379 Training for Disadvantaged Women on Readymade Garments at Shahid Sheikh Fazilatunnesa Mujib Women Training Academy, Jiani, Gazipur.	206.00	206.00	100.00%
		0.00	0.00	100.00%
		206.00	206.00	
Impl. Period : 01/09/2010 to 30/06/2013				
Ministry's Own				
56.	3001-5011 Capacity Building for Monitoring Child Rights.	567.29	526.43	92.80%
		71.00	65.78	92.79%
		496.29	460.65	
Impl. Period : 01/03/2007 to 31/12/2012				
National Women Agency				
57.	3005-7214 District wise Female Computer Training (2nd phase).	1,675.47	1,622.94	96.86%
		1,675.47	1,622.94	96.88%
		0.00	0.00	
Impl. Period : 01/07/2008 to 30/06/2013				
Ministry of Labour and Employment Ministry's Own				

(Taka in Lakh)

Sl. #	Ministry/Division/Project Name with Code No. and Implementation Period	Project Cost	Cummulative Progress upto Reporting Period	
		Total Taka P.A.	Expenditure	Progress
			Total Taka P.A.	Financial Physical
(1)	(2)	(3)	(4)	(5)
58.	3101-5051 Promoting Gender Equality and Preventing Violence Against Women Workplace.	361.00 0.00 361.00	356.93 0.00 356.93	98.87% 99.00%
Impl. Period : 01/01/2009 to 30/06/2013				
Ministry of Housing and Public Works				
Housing and Building Research Institute (IHBR)				
59.	3205-7270 Experiment and Disseminations of Sustainable Cost Effective Houses Against Natural Disasters.	196.70 196.70 0.00	216.12 216.12 0.00	109.87% 100.00%
Impl. Period : 01/07/2010 to 30/06/2013				
Public Works Department				
60.	3251-5030 Engineering Staff College, Bangladesh (2nd phase)	2,250.18 2,250.18 0.00	2,238.10 2,238.10 0.00	99.46% 100.00%
Impl. Period : 01/07/2009 to 30/06/2013				
Rajshahi Development Authority				
61.	3205-6010 Construction of two link Road between Khulna-Jessor City Bypass Road	4,567.43 4,567.43 0.00	4,556.51 4,556.51 0.00	99.76% 100.00%
Impl. Period : 01/07/2007 to 30/06/2013				
Ministry of Information				
Bangladesh Betar				
62.	3351-5020 Balancing, Modernization, Replacement and Extension of equipment of the different centres of Bangladesh Betar (1st Phase).	2,373.87 2,373.87 0.00	2,018.29 2,018.29 0.00	85.02% 95.00%
Impl. Period : 01/07/2005 to 30/06/2013				
63.	3351-5030 Introduction of FM Broadcasting all over the Country of Bangladesh Betar (1st phase)	2,848.84 2,848.84 0.00	2,848.91 2,848.91 0.00	100.00% 100.00%
Impl. Period : 01/07/2009 to 30/06/2013				
Bangladesh Film Archives				
64.	3373-5010 Upgradation of Film Preservation system Digital Archiving of classic Films & Restroration of Activities of Bangladesh Film Archive.	2,207.37 2,207.37 0.00	2,041.49 2,041.49 0.00	92.49% 96.00%
Impl. Period : 01/07/2006 to 30/06/2013				
Bangladesh Television				

(Taka in Lakh)

Sl. #	Ministry/Division/Project Name with Code No. and Implementation Period	Project Cost	Cumulative Progress upto Reporting Period	
		Total Taka P.A.	Expenditure	Progress
			Total Taka P.A.	Financial Physical
(1)	(2)	(3)	(4)	(5)
65.	3353-5860 Equipping the Studios Equipment of the Extended Building of the Bangladesh Dhaka Television Centre at Bangladesh Television.	5,410.00 5,410.00 0.00	5,073.03 5,073.03 0.00	93.77% 96.00%
Impl. Period : 01/07/2005 to 30/06/2013				
Ministry's Own				
66.	3301-5011 Joint Programme to Address Violence Against Women.	229.00 0.00 229.00	211.47 0.00 211.47	92.34% 92.34%
Impl. Period : 01/01/2010 to 31/12/2012				
Ministry of Cultural Affairs Department of Archaeology				
67.	3431-7040 Reformation, Preservation and Activating the Light & Sound Show of Lalbagh Fort and Reformation & Preservation of Ancient Activities at Mohathangar and adjacent area.	1,332.60 1,332.60 0.00	830.94 830.94 0.00	62.35% 70.00%
Impl. Period : 01/01/2005 to 30/06/2013				
68.	3431-5020 Training and Capacity Building for Long term Management and Best Practices Conservation for the Preservation of Cultural Heritage Sites and World Heritage Properties in Bangladesh.	254.00 0.00 254.00	213.37 0.00 213.37	84.00% 100.00%
Impl. Period : 01/08/2011 to 28/02/2013				
National Book Center, Bangladesh				
69.	3405-7050 Development Support to Non-Govt. Libraries.	568.00 568.00 0.00	542.00 542.00 0.00	95.42% 99.00%
Impl. Period : 01/01/2011 to 30/06/2013				
Ministry of Religious Affairs Islamic Foundation				
70.	3505-5200 Establishment of Digital Archive and Conversion into Digital of all Programme of Islamic Foundation.	1,007.00 1,007.00 0.00	1,006.00 1,006.00 0.00	99.90% 100.00%
Impl. Period : 01/09/2010 to 30/06/2013				
Ministry's Own				
71.	3501-5260 Involvement of Religious Leaders in Violence Against Women Program.	123.00 0.00 123.00	122.80 0.00 122.80	99.84% 100.00%
Impl. Period : 01/07/2010 to 31/12/2012				
Ministry of Youth and Sports Department of Youth Development				

(Taka in Lakh)

Sl. #	Ministry/Division/Project Name with Code No. and Implementation Period	Project Cost			Cumulative Progress upto Reporting Period	
		Total Taka P.A.	Expenditure		Progress	
			Total Taka P.A.	Financial	Physical	
(1)	(2)	(3)	(4)	(5)		
72.	3640-5710 Strengthening the Programme based Networking between the Department of Youth Development and Non-government Voluntary Youth Organizations.	4,000.00 4,000.00 0.00	3,869.18 3,869.18 0.00	96.73% 100.00%		
Impl. Period : 01/07/2008 to 31/12/2012						
73.	3640-5720 Project on Commonwealth Youth Programme Technology Empowerment Centre (CYPTEC) on Wheels for Decenfrancised Rural Young People for Bangladesh.	188.00 188.00 0.00	184.50 184.50 0.00	98.14% 100.00%		
Impl. Period : 01/07/2008 to 31/12/2012						
Local Government Division Chittagong City Corporation						
74.	3705-8444 Development of Environment, Sewerage and Infrastructure facilities for Chittagong Commercial City .	10,069.00 10,069.00 0.00	8,051.00 8,051.00 0.00	79.96% 66.05%		
Impl. Period : 01/01/2009 to 30/06/2013						
75.	3705-7290 Garbage Collection, Disposal and Treatment Plant.	2,292.00 2,292.00 0.00	1,050.00 1,050.00 0.00	45.81% 45.86%		
Impl. Period : 01/07/2010 to 30/06/2013						
Chittagong WASA						
76.	3705-8631 Emergency Water Supply of Chittagong WASA.	2,726.00 2,726.00 0.00	2,449.35 2,449.35 0.00	89.85% 100.00%		
Impl. Period : 01/07/2010 to 30/06/2013						
Dhaka City Corporation						
77.	3705-7260 Improvement of roads, drains & footpath at ward No.42 and Mohammadpur, Adabar at Zone-6 Under DCC..	13,177.26 13,177.26 0.00	13,220.00 13,220.00 0.00	100.32% 71.10%		
Impl. Period : 01/07/2010 to 30/06/2013						
Dhaka WASA						
78.	3705-8212 Saidabad Water Treatment Plant Project (2nd phase) 1st Revised.	113,991.00 36,629.00 77,362.00	123,632.90 32,894.62 90,738.28	108.46% 99.50%		
Impl. Period : 01/07/2007 to 30/06/2013						
Khulna City Corporation						

(Taka in Lakh)

Sl. #	Ministry/Division/Project Name with Code No. and Implementation Period	Project Cost	Cummulative Progress upto Reporting Period	
		Total Taka P.A.	Expenditure	Progress
			Total Taka P.A.	Financial Physical
(1)	(2)	(3)	(4)	(5)
79.	3705-7630 Development of Basic Infrastructure in Khulna City.	1,201.23	1,200.00	99.90%
		1,201.23	1,200.00	99.88%
		0.00	0.00	
Impl. Period : 01/07/2010 to 30/06/2013				
80.	3705-7800 Installation of Light Emitting Diode (LED) in Street Lighting System for Reducing of Energy Consumption.	766.00	765.00	99.87%
		766.00	765.00	99.85%
		0.00	0.00	
Impl. Period : 01/07/2011 to 30/06/2013				
Local Government Engineering Department				
81.	3731-5290 Construction of several Important Feeder Roads and Bridges of the Greater Sylhet District.	22,400.00	22,568.00	100.75%
		22,400.00	22,568.00	100.00%
		0.00	0.00	
Impl. Period : 01/07/1999 to 30/06/2013				
82.	3731-5352 Development of Market Infrastructure in Char Region.	27,338.80	30,728.84	112.40%
		5,134.60	8,732.98	100.00%
		22,204.20	21,995.86	
Impl. Period : 01/02/2006 to 30/06/2013				
83.	3731-8995 Secondary Towns Integrated Flood Protection Project (Phase-2), Kustia, Rajshahi, Gaibandha, Jamalpur, Mymensingh, Manikgonj, Munshigonj, B.Barua, & Sunamgonj Town	29,438.08	31,005.68	105.33%
		6,029.48	8,425.54	100.00%
		23,408.60	22,580.14	
Impl. Period : 01/07/2004 to 30/06/2013				
84.	3731-5007 Second Rural Infrastructure Improvement Project (RIIP-2).	147,590.00	182,793.11	123.85%
		53,888.00	53,862.88	100.00%
		93,702.00	98,195.43	
Impl. Period : 01/07/2006 to 31/12/2012				
85.	3731-8112 Rural Employment and Road Maintenance Program (RERMP).	94,300.00	90,928.66	96.42%
		94,300.00	90,928.66	100.00%
		0.00	0.00	
Impl. Period : 01/07/2008 to 30/06/2013				
86.	3731-8041 Union Road and other Infrastructure Development Project (Greater Bogra, Rajshahi and Pabna District).	19,493.94	19,493.91	100.00%
		19,493.94	19,493.91	100.00%
		0.00	0.00	
Impl. Period : 01/07/2008 to 30/06/2013				

(Taka in Lakh)

Sl. #	Ministry/Division/Project Name with Code No. and Implementation Period	Project Cost	Cummulative Progress upto Reporting Period	
		Total Taka P.A.	Expenditure	Progress
			Total Taka P.A.	Financial Physical
(1)	(2)	(3)	(4)	(5)
87.	3731-8190 Union Road and other Infrastructure Development Project : Greater Comilla District (Comilla, Chandpur and B. Baria District).	16,414.00 16,414.00 0.00	16,309.91 16,309.91 0.00	99.37% 100.00%
Impl. Period : 01/07/2008 to 30/06/2013				
88.	3731-8099 Rural Infrastructure Development Project : Chittagong Hill Tracts.	10,567.00 10,567.00 0.00	11,486.07 11,486.07 0.00	108.70% 100.00%
Impl. Period : 01/01/2009 to 30/06/2013				
89.	3731-5014 Construction of a Bridge on Salotia Bazar-Hazigonj azar-Dewangonj Bazar Road over the Old Bhrammaputra River.	6,760.94 6,760.94 0.00	7,347.25 7,347.25 0.00	108.67% 100.00%
Impl. Period : 01/11/2008 to 31/05/2013				
90.	3731-5560 Approach Road Development of Bridges/Culverts.	20,000.00 20,000.00 0.00	19,373.75 19,373.75 0.00	96.87% 98.22%
Impl. Period : 01/07/2009 to 31/12/2012				
91.	3731-5690 Infrastructure Development of Singra-Baruhas-Taras (Singra part) Road in Nator District.	2,058.00 2,058.00 0.00	2,262.76 2,262.76 0.00	109.95% 100.00%
Impl. Period : 01/03/2010 to 30/06/2013				
92.	3731-5750 Development of Chapai Nawabgonj -Naogaon to Battali-Gabtali GC (00-7010m) Road.	1,537.00 1,537.00 0.00	1,516.46 1,516.46 0.00	98.66% 100.00%
Impl. Period : 01/01/2011 to 31/12/2012				
93.	3731-5760 Gazner Bill Link River Excavation , Development of Irrigation Facilities and Fish Cultivation Project at Sujanagar Upazilla in Pabna District (LGED Component)	3,544.00 3,544.00 0.00	3,481.31 3,481.31 0.00	98.23% 100.00%
Impl. Period : 01/01/2010 to 30/06/2013				
94.	3731-5029 Technical Assistance for Extended Municipal Capacity Building Programme and Preparation and Municipal Services Project-2.	2,807.00 0.00 2,807.00	2,235.58 0.00 2,235.58	79.64% 80.00%
Impl. Period : 01/01/2011 to 31/12/2012				

(Taka in Lakh)

Sl. #	Ministry/Division/Project Name with Code No. and Implementation Period	Project Cost	Cummulative Progress upto Reporting Period	
		Total Taka P.A.	Expenditure	Progress
			Total Taka P.A.	Financial Physical
(1)	(2)	(3)	(4)	(5)
95.	3731-5830 Feasibility Study and Detailed Design for the Development of Bhola Bus Stand to Laharhat Connecting Road.	333.00 333.00 0.00	194.00 194.00 0.00	58.26% 100.00%
Impl. Period : 01/07/2011 to 30/06/2013				
96.	3731-5810 Enhancement of Disaster Tolerance Capacity with Coastal town water supply, Drainage and Sanitation Systems because of Climate Change.	629.00 111.00 518.00	518.00 0.00 518.00	82.35% 100.00%
Impl. Period : 01/11/2011 to 30/06/2013				
97.	3731-5056 Feasibility Study in Term of Hydrological and Morphological Study, Economic Analysis, Environmental Impact Assessment (EIA) including Topographical Survey and Design of Important 5	186.00 186.00 0.00	186.00 186.00 0.00	100.00% 100.00%
Impl. Period : 01/07/2012 to 30/06/2013				
98.	3731-5068 Feasibility Study Project for Construction of Long Bridges over 6 Rivers in Rangpur Division.	164.00 164.00 0.00	160.86 160.86 0.00	98.09% 100.00%
Impl. Period : 01/10/2012 to 30/04/2013				
99.	3731-5052 Feasibility Study in Term of Hydrological and Morphological Study, Economic Analysis, Environmental Impact Assessment (EIA) including Topographical Survey and Design of Important	160.00 160.00 0.00	160.00 160.00 0.00	100.00% 100.00%
Impl. Period : 01/07/2012 to 30/06/2013				
100.	3731-5053 Feasibility Study in Term of Hydrological and Morphological Study, Economic Analysis, Environmental Impact Assessment (EIA) including Topographical Survey and Design of Important 5	198.00 198.00 0.00	198.00 198.00 0.00	100.00% 100.00%
Impl. Period : 01/07/2012 to 30/06/2013				
101.	3731-5049 Feasibility Study in Term of Hydrological and Morphological Study, Economic Analysis and Environmental Impact Assesment (EIA) including Topographical Survey and Design of Important 3	140.00 140.00 0.00	126.07 126.07 0.00	90.05% 100.00%
Impl. Period : 01/07/2012 to 30/06/2013				
Public Health Engineering Directorate				
102.	3741-5070 Sanitation, Hygiene Education and Water Supply Project (GOB-UNICEF).	63,169.17 13,880.47 49,288.70	61,194.62 49,971.25 49,395.40	96.87% 100.00%
Impl. Period : 01/01/2006 to 31/12/2012				

(Taka in Lakh)

Sl. #	Ministry/Division/Project Name with Code No. and Implementation Period	Project Cost	Cummulative Progress upto Reporting Period	
		Total Taka P.A.	Expenditure	Progress
			Total Taka P.A.	Financial Physical
(1)	(2)	(3)	(4)	(5)
103.	3741-5100 Rural Water Supply in South Western part of Bangladesh.	6,977.51 3,977.51 3,000.00	3,793.83 3,793.83 0.00	54.37% 44.91%
Impl. Period : 01/07/2009 to 30/06/2013				
104.	3741-5140 National Sanitation Project (2nd phase) 1st Revision.	4,796.14 4,796.14 0.00	4,785.12 4,785.12 0.00	99.77% 99.78%
Impl. Period : 01/07/2009 to 30/06/2013				
Rajshahi City Corporation				
105.	3705-8432 Development of Physical Infrastructural, Drainage and Water Supply Facilities in Rajshahi City Corporation.	5,234.20 5,234.20 0.00	5,699.64 5,699.64 0.00	108.89% 99.96%
Impl. Period : 01/07/2009 to 30/06/2013				
Rural Development and Co-operatives Division Bangladesh Rural Development Board				
106.	3805-7000 Employment Guarantee Scheme for Hard Core Poor Project of Northern Region.	4,647.00 4,647.00 0.00	4,526.71 4,526.71 0.00	97.41% 96.46%
Impl. Period : 01/07/2007 to 30/06/2013				
Ministry of Industry Bangladesh Chemical Industries Corporation (BCIC)				
107.	3905-7220 Development of Benarashi Palli, Rangpur.	136.32 136.32 0.00	112.63 112.63 0.00	82.62% 54.10%
Impl. Period : 01/07/2009 to 30/06/2013				
Bangladesh Sugar and Food Industries Corporation (BSFIC)				
108.	3905-7100 BMR of Faridpur Sugar Mill	2,583.74 2,583.74 0.00	2,261.07 2,261.07 0.00	87.51% 100.00%
Impl. Period : 01/07/2009 to 30/06/2013				
109.	3905-7140 Establishment of an Organic Bio-Fertilizer Plant From Press-Mad at Keros Sugar Mill	724.65 724.65 0.00	719.13 719.13 0.00	99.24% 97.52%
Impl. Period : 01/07/2009 to 30/06/2013				
Ministry's Own				

(Taka in Lakh)

Sl. #	Ministry/Division/Project Name with Code No. and Implementation Period	Project Cost	Cummulative Progress upto Reporting Period	
		Total Taka P.A.	Expenditure	Progress
			Total Taka P.A.	Financial Physical
(1)	(2)	(3)	(4)	(5)
110.	3901-5050 Fortification of Edible oil in Bangladesh.	2,422.00	1,827.00	75.43%
		318.00	415.80	56.25%
		2,104.00	1,411.20	
Impl. Period : 01/01/2010 to 30/06/2013				
Energy and Mineral Resources Division Bangladesh Energy Regulatory Commission				
111.	4205-9194 TA Project for Institutional Development of Bangladesh Energy Regulatory Commission	835.62	731.41	87.53%
		110.84	100.99	85.79%
		724.78	630.42	
Impl. Period : 01/09/2008 to 30/06/2013				
Bangladesh Oil, Gas and Mineral Corporation				
112.	4205-7230 Upgradation of Data Center of BAPEX .	1,340.00	1,295.11	96.65%
		227.00	165.10	96.64%
		1,113.00	1,130.01	
Impl. Period : 01/07/2006 to 30/11/2013				
113.	4205-7240 Gas Supply to Chandpur 150 M.W. Thermal Power Station.	8,319.00	10,898.26	131.00%
		8,319.00	10,898.26	92.58%
		0.00	0.00	
Impl. Period : 31/12/2010 to 30/06/2013				
114.	4205-7270 Kapasia Oil/Gas Exploration Well Drilling Project.	7,017.00	4,107.32	58.53%
		7,017.00	4,107.32	59.39%
		0.00	0.00	
Impl. Period : 01/09/2007 to 31/12/2012				
115.	4205-5071 TA for Strengthening Planning and Management Capacity of EMRD and Petrobangla Group.	2,207.00	1,780.79	80.69%
		605.00	147.61	92.42%
		1,602.00	1,633.18	
Impl. Period : 01/10/2007 to 31/03/2013				
116.	4205-7280 Semutang Gas field Development Project.	6,869.00	6,257.80	91.10%
		6,869.00	6,257.80	99.57%
		0.00	0.00	
Impl. Period : 01/07/2008 to 30/06/2013				
117.	4205-5070 Exploration and Production Capacity Building of BAPEX.	32,280.00	29,486.27	91.35%
		32,280.00	29,486.27	97.25%
		0.00	0.00	
Impl. Period : 01/07/2008 to 30/06/2013				

(Taka in Lakh)

Sl. #	Ministry/Division/Project Name with Code No. and Implementation Period	Project Cost	Cummulative Progress upto Reporting Period	
		Total Taka P.A.	Expenditure	Progress
			Total Taka P.A.	Financial Physical
(1)	(2)	(3)	(4)	(5)
118.	4205-9192 Srikail Oil/Gas Exploration Well Drilling Project (Well#2).	8,112.00 8,112.00 0.00	5,104.46 5,104.46 0.00	62.92% 62.92%
Impl. Period : 01/07/2008 to 30/06/2013				
119.	4205-0011 Installation of a Daily 3*1250 Barrel Capacity Condenset Frackshnation Plant (RCFP) at Rashidpur Gas Field.	15,855.50 15,855.50 0.00	10,867.73 986.49 0.00	68.54% 100.00%
Impl. Period : 01/01/2006 to 31/12/2012				
Ministry of Agriculture Agricultural Information Service				
120.	4341-5011 Enhancement of Rural Communication Service through Community Radio for Development of Agriculture.	385.54 66.90 318.64	283.94 31.15 252.79	73.65% 91.00%
Impl. Period : 01/07/2010 to 31/12/2012				
Bangladesh Agricultural Research Institute				
121.	4305-8370 Agriculture Sector Program Support-2nd phase (BARI Part).	295.00 0.00 295.00	294.00 0.00 294.00	99.66% 99.00%
Impl. Period : 01/10/2007 to 30/06/2013				
122.	4305-8430 Strengthening of Information and Communication Technology (ICT) and Biometrical Facilities at BARI.	800.00 800.00 0.00	1,046.00 1,046.00 0.00	130.75% 99.00%
Impl. Period : 01/07/2008 to 30/06/2013				
Bangladesh Agriculture Development Corporation				
123.	4305-7770 Development and Multiplication of Agricultural Seed (2nd phase).	551.36 551.36 0.00	407.31 407.31 0.00	73.87% 74.00%
Impl. Period : 01/07/2010 to 30/06/2013				
Bangladesh Rice Research Institute				
124.	4305-7230 Strengthening of Rice Breeder Seed Production and Maintenance of Nucleus Atock.	1,556.00 1,556.00 0.00	1,537.00 1,537.00 0.00	98.78% 98.00%
Impl. Period : 01/07/2007 to 30/06/2013				

(Taka in Lakh)

Sl. #	Ministry/Division/Project Name with Code No. and Implementation Period	Project Cost	Cummulative Progress upto Reporting Period	
		Total Taka P.A.	Expenditure	Progress
			Total Taka P.A.	Financial Physical
(1)	(2)	(3)	(4)	(5)
125.	4305-7240 Strengthening and Capacity Building of Biotechnology Laboratory in BRRI.	1,015.20 1,015.20 0.00	982.12 982.12 0.00	96.74% 97.00%
Impl. Period : 01/07/2007 to 30/06/2013				
126.	4305-5074 Bio-technology Research Facilities Development (BRFD) at BRRI.	608.50 608.50 0.00	593.48 593.93 0.00	97.53% 97.00%
Impl. Period : 01/07/2010 to 30/06/2013				
Barindra Multipurpose Development Agency				
127.	4305-8385 Command Area Development and Training Project (2nd phase).	16,154.23 16,154.23 0.00	16,123.78 16,123.78 0.00	99.81% 97.30%
Impl. Period : 01/07/2008 to 30/06/2013				
128.	4305-8876 Command Area Extension and Development.	5,124.59 5,124.59 0.00	5,074.00 5,074.00 0.00	99.01% 99.02%
Impl. Period : 01/01/2010 to 30/06/2013				
Department of Agricultural Extension				
129.	4331-6030 Agricultural and Rural Development in Greater Rangpur District Project (DAE Component).	4,153.34 858.96 3,294.38	3,710.37 821.73 2,912.17	89.33% 89.00%
Impl. Period : 01/07/2006 to 30/06/2013				
130.	4331-6040 Project for Agricultural and Rural Development in Greater Rangpur District (LGED Component).	2,792.54 216.45 2,576.09	2,896.70 222.19 2,674.51	103.73% 93.00%
Impl. Period : 01/07/2006 to 30/06/2013				
131.	4331-8390 Agriculture Sector Program Support-2nd phase (DAE Part).	12,100.00 1,345.75 10,754.25	12,072.77 1,341.18 9,685.85	99.77% 100.00%
Impl. Period : 01/10/2006 to 30/06/2013				
132.	4331-8435 Strengthening Mashroom Development.	5,450.63 5,450.63 0.00	4,988.70 4,988.70 0.00	91.53% 92.00%
Impl. Period : 01/07/2008 to 30/06/2013				

(Taka in Lakh)

Sl. #	Ministry/Division/Project Name with Code No. and Implementation Period	Project Cost	Cummulative Progress upto Reporting Period	
		Total Taka P.A.	Expenditure	Progress
			Total Taka P.A.	Financial Physical
(1)	(2)	(3)	(4)	(5)
133.	4331-5220 Integrated Pest Management (IPM) Project (Phase-2).	2,188.52	2,183.91	99.79%
		2,188.52	2,183.91	100.00%
		0.00	0.00	
Impl. Period : 01/07/2010 to 30/06/2013				
134.	4331-5017 Emergency Support for Immediate Rehabilitation of Most Vulnerable in Five Upazillas of the Satkhira District of Southern Bangladesh.	164.00	164.00	100.00%
		0.00	0.00	100.00%
		164.00	164.00	
Impl. Period : 01/08/2012 to 28/02/2013				
Ministry's Own				
135.	4301-5000 Agriculture Sector Program Support-2nd phase (Agriculture Ministry_Seed Part).	726.11	709.54	97.72%
		0.00	0.00	98.00%
		726.11	709.54	
Impl. Period : 01/09/2007 to 30/06/2013				
Ministry of Fisheries and Livestock Bangladesh Fisheries Research Institute				
136.	4405-7360 Establishment of Shrimp Research Center in Bagerhat District	2,403.20	2,258.78	93.99%
		2,403.20	2,258.78	100.00%
		0.00	0.00	
Impl. Period : 01/07/2005 to 30/06/2013				
Department of Fisheries				
137.	4431-4300 Regional Fisheries & Livestock Development (Barisal Component) Barisal.	12,430.43	11,508.54	92.58%
		882.20	882.03	92.58%
		11,548.23	9,122.42	
Impl. Period : 01/07/2007 to 30/06/2013				
138.	4431-5340 Brood Bank Establishment Project (2nd Phase).	1,370.00	1,364.54	99.60%
		1,370.00	1,364.54	99.59%
		0.00	0.00	
Impl. Period : 01/07/2007 to 30/06/2013				
139.	4431-8202 Integrated Fisheries Livelihood Project (Preperatory phase)	1,198.00		0.00%
		0.00		
		1,198.00		
Impl. Period : 01/09/2011 to 31/08/2012				
Department of Livestock				

(Taka in Lakh)

Sl. #	Ministry/Division/Project Name with Code No. and Implementation Period	Project Cost	Cummulative Progress upto Reporting Period	
		Total Taka P.A.	Expenditure	Progress
			Total Taka P.A.	Financial Physical
(1)	(2)	(3)	(4)	(5)
140.	4441-5070 Establishment of Jinaidah Government Veterinary College Project.	3,488.18 3,488.18 0.00	3,474.48 3,474.48 0.00	99.61% 99.59%
Impl. Period : 01/07/2006 to 31/12/2012				
141.	4441-6000 Avian Influenza Preparedness and Response Project (2nd Revised).	10,897.31 1,198.00 9,699.31	8,609.00 1,005.06 8,577.38	79.00% 88.00%
Impl. Period : 01/07/2007 to 30/06/2013				
142.	4441-5100 Regional Fisheries & Livestock Development Project, Noakhali Component.	9,672.11 1,044.79 8,627.32	9,573.01 900.89 8,672.12	98.98% 100.00%
Impl. Period : 01/07/2007 to 30/06/2013				
143.	4441-5471 Breed Up-gradation through Projeny Test Project, phase-II.	1,158.00 1,158.00 0.00	1,278.46 1,278.46 0.00	110.40% 83.60%
Impl. Period : 01/07/2008 to 30/06/2013				
Ministry of Environment and Forest Department of Forests				
144.	4531-7388 Afforestation in the denuded Hilli Area of Chittagong North Forest Division (2nd Phase) (1st Revised).	2,261.59 2,261.59 0.00	2,259.66 2,259.66 0.00	99.91% 99.98%
Impl. Period : 01/07/2008 to 30/06/2013				
145.	4531-7389 Bio-diversity Conservation and Poverty Alleviation in the Greater Rajshahi and Kustia Districts Project..	1,550.00 1,550.00 0.00	1,549.89 1,549.89 0.00	99.99% 99.99%
Impl. Period : 01/07/2008 to 30/06/2013				
146.	4531-5370 Integrated Protected Area Co-management (IPAC) Nisorga.	6,107.00 1,721.00 4,386.00	3,425.45 31.38 3,425.45	56.09% 4.37%
Impl. Period : 01/07/2010 to 30/06/2013				
Ministry of Land Ministry's Own				
147.	4601-5190 Rehabilitation of slum dwellers of Dhaka city in multi storied building on Government owned land in Dhaka	34,366.00 34,366.00 0.00	182.58 182.58 0.00	0.53% 65.00%
Impl. Period : 01/07/1998 to 31/12/2012				

(Taka in Lakh)

Sl. #	Ministry/Division/Project Name with Code No. and Implementation Period	Project Cost	Cumulative Progress upto Reporting Period	
		Total Taka P.A.	Expenditure	Progress
			Total Taka P.A.	Financial Physical
(1)	(2)	(3)	(4)	(5)
148.	4601-6023 Capacity Development of the Department of Land Records and Serves and Modernization of Cadastal Maps Strng preservation and Retrival I System.	500.00 500.00 0.00	479.00 479.00 0.00	95.80% 94.00%
Impl. Period : 01/07/2010 to 30/06/2013				
Ministry of Water Resources				
Bangladesh Water Development Board				
149.	4705-8994 Secondary Towns Integrated Flood Protection Project (Phase-2), Kustia, Rajshahi, Gaibandha, Jamalpur, Mymensingh, Manikgonj, Munshigonj, B.Barria, & Sunamgonj Town (BWDB Component).	64,116.02 27,070.95 37,045.07	51,387.21 14,086.38 37,300.83	80.15% 100.00%
Impl. Period : 01/07/2005 to 30/06/2013				
150.	4705-7770 Matamuhuri Irrigation Project (2nd Phase).	6,220.48 6,220.48 0.00	6,218.31 6,218.31 0.00	99.97% 100.00%
Impl. Period : 01/07/2005 to 30/06/2013				
151.	4705-9318 Left Bank Protection of River Testa from Testa Barrage to Chandimari.	15,061.45 15,061.45 0.00	11,152.14 11,152.14 0.00	74.04% 92.00%
Impl. Period : 01/07/2009 to 30/06/2013				
152.	4705-9496 Rehabilitation of Bhutiar Beel & Barnal Salimpur Kolabashukhali flood control & Drainage project in Khulna District.	1,881.89 1,881.89 0.00	1,881.67 1,881.67 0.00	99.99% 100.00%
Impl. Period : 01/02/2010 to 30/06/2013				
153.	4705-9499 Bhairab Bandar Protection Project.	2,392.21 2,392.21 0.00	2,232.34 2,232.34 0.00	93.32% 100.00%
Impl. Period : 01/04/2010 to 30/06/2013				
Ministry of Disaster Management and Relief				
Department of Relief and Rehabilitation				
154.	4931-5030 Construction of Small Bridge/Culvert (12 m lenth) on Rural Roads in Chittagong Hill Tracks.	9,910.00 9,910.00 0.00	9,505.29 9,505.29 0.00	95.92% 99.00%
Impl. Period : 01/07/2010 to 30/06/2013				
Roads Division				
Department of Roads and Highways				

(Taka in Lakh)

Sl. #	Ministry/Division/Project Name with Code No. and Implementation Period	Project Cost	Cummulative Progress upto Reporting Period	
		Total Taka P.A.	Expenditure	Progress
			Total Taka P.A.	Financial Physical
(1)	(2)	(3)	(4)	(5)
155.	5041-5870 Rehabilitation of Khagrachari-Rangamati Road	5,133.00	3,118.00	60.74%
		5,133.00	3,118.00	60.74%
		0.00	0.00	
Impl. Period : 01/07/2000 to 30/06/2013				
156.	5041-6400 Upgradation of the Banani-Tongi-Joydebpur Road.	13,644.00	13,553.00	99.33%
		13,644.00	13,553.00	99.33%
		0.00	0.00	
Impl. Period : 01/07/1998 to 30/06/2013				
157.	5041-9610 Road Network Improvement and Maintenance Project-2 (RHD Part).	98,034.00	93,115.00	94.98%
		43,495.00	42,314.00	79.86%
		54,539.00	50,801.00	
Impl. Period : 01/07/2004 to 30/06/2013				
158.	5041-9710 Construction of Bridge over the river Dhaleshwari at Tangail-Alacin (Revised).	9,498.00	9,123.00	96.05%
		9,498.00	9,123.00	77.10%
		0.00	0.00	
Impl. Period : 01/07/2005 to 30/06/2013				
159.	5041-5306 Trade facilitation of Chittagong Port (Roads and Highway Component).	7,157.00	7,089.76	99.06%
		4,486.00	4,400.74	100.00%
		2,671.00	2,689.02	
Impl. Period : 01/07/2004 to 30/06/2013				
160.	5041-9742 Construction of Bridges and Culverts of Chittagong Kaptai Road.	1,459.00	1,202.00	82.39%
		1,459.00	1,202.00	100.00%
		0.00	0.00	
Impl. Period : 01/07/2005 to 31/12/2012				
161.	5041-5303 Improvement of Sylhet-Jakigonj (Charkhai-Jakigonj) Road.	10,117.00	9,919.00	98.04%
		10,117.00	9,919.00	100.00%
		0.00	0.00	
Impl. Period : 01/07/1998 to 30/06/2013				
162.	5041-6220 Study and Design for the Bangladesh-Myanmar Direct Road Link.	498.00	0.00	0.00%
		498.00	0.00	0.00%
		0.00	0.00	
Impl. Period : 01/04/2008 to 31/12/2012				

(Taka in Lakh)

Sl. #	Ministry/Division/Project Name with Code No. and Implementation Period	Project Cost	Cumulative Progress upto Reporting Period	
		Total Taka P.A.	Expenditure	Progress
			Total Taka P.A.	Financial Physical
(1)	(2)	(3)	(4)	(5)
163.	5041-6110 Improvement of Kishoregonj-Nikli Road (Including Moharkuna Link Road).	2,256.00 2,256.00 0.00	2,231.00 2,231.00 0.00	98.89% 100.00%
Impl. Period : 01/07/2007 to 30/06/2013				
164.	5041-7230 Strengthening and Widening of Rangpur-Badargonj-Parbatipur-Dinajpur Road Expansion (Rangpur Portion).	4,607.00 4,607.00 0.00	4,066.00 4,066.00 0.00	88.26% 74.69%
Impl. Period : 01/07/2008 to 30/06/2013				
165.	5041-9963 Improvement of District Road (Rangpur Zone).	16,643.00 16,643.00 0.00	13,724.00 13,724.00 0.00	82.46% 100.00%
Impl. Period : 01/01/2009 to 30/06/2013				
166.	5041-9989 Development of Feni-Noakhali National Highway to 4 lanes at Chowmuhani Bazar Portion.	3,583.00 3,583.00 0.00	2,401.00 2,401.00 0.00	67.01% 100.00%
Impl. Period : 30/11/2008 to 30/06/2013				
167.	5041-9968 Improvement of District Road (Chittagong Zone).	24,999.00 24,999.00 0.00	13,040.00 13,040.00 0.00	52.16% 100.00%
Impl. Period : 01/01/2009 to 30/06/2013				
168.	5041-9964 Improvement of District Road (Sylhet Zone).	18,268.00 18,268.00 0.00	15,735.00 15,735.00 0.00	86.13% 56.14%
Impl. Period : 01/01/2009 to 30/06/2013				
169.	5041-5085 Completion of Incomplete Works of Mymensing Town Bypass Road	3,351.00 3,351.00 0.00	3,047.00 3,047.00 0.00	90.93% 90.00%
Impl. Period : 01/07/2009 to 30/06/2013				
170.	5041-5086 Construction of Ten Bridges of Sylhet-Salutikar-Companigonj-Bholagonj Road	3,893.00 3,893.00 0.00	3,824.00 3,824.00 0.00	98.23% 100.00%
Impl. Period : 01/01/2009 to 30/06/2013				

(Taka in Lakh)

Sl. #	Ministry/Division/Project Name with Code No. and Implementation Period	Project Cost	Cummulative Progress upto Reporting Period	
		Total Taka P.A.	Expenditure	Progress
			Total Taka P.A.	Financial Physical
(1)	(2)	(3)	(4)	(5)
171.	5041-5122 Construction of Pre-stressed Girder Bridge over Karatowa River (Katchdho Ghat) at 27th KM of Sadullahpur-Nawabgonj Road	2,211.00 2,211.00 0.00	2,140.00 2,140.00 0.00	96.79% 100.00%
Impl. Period : 01/07/2009 to 30/06/2013				
172.	5041-5136 Development of Road and Highway Road in Faridpur City	4,940.00 4,940.00 0.00	4,150.00 4,150.00 0.00	84.01% 110.00%
Impl. Period : 01/01/2010 to 30/06/2013				
173.	5041-5139 4-Laning of Bahaddarhat to 3rd Karnaphuli Bridge Approach Road	15,370.00 15,370.00 0.00	1,100.00 1,100.00 0.00	7.16% 7.16%
Impl. Period : 01/01/2010 to 30/06/2013				
174.	5041-7360 Construction of Flyover at Mirpur Airport Road and Overpass at Banani Rail Crossing	36,016.00 36,016.00 0.00	35,909.00 35,909.00 0.00	99.70% 57.75%
Impl. Period : 01/07/2010 to 30/06/2013				
175.	5041-5149 Construction of 6 Bridge in different kilometre of Golra-Saruria Road under Manikgonj District.	2,156.00 2,156.00 0.00	2,155.00 2,155.00 0.00	99.95% 100.00%
Impl. Period : 01/07/2010 to 30/06/2013				
176.	5041-5163 Construction of Median and Expansion of Pavement of Existing Road of Pabna City.	2,090.00 2,090.00 0.00	2,021.00 2,021.00 0.00	96.70% 40.34%
Impl. Period : 01/07/2010 to 30/06/2013				
177.	5041-5165 Construction of a Bathubari Bridge of 9 km of Sherpur-Dhunot-Kazipur-Sirajgonj Road.	522.00 522.00 0.00	396.00 396.00 0.00	75.86% 48.83%
Impl. Period : 01/07/2010 to 30/06/2013				
178.	5041-5173 Upgradation of 1st 2.50 k.m. Road of Doulotdia-Faridpur-Magura-Jhinedah-Jessor-Khulna Highway into 4 Lane from 2 Lane.	1,562.00 1,562.00 0.00	1,555.00 1,555.00 0.00	99.55% 29.93%
Impl. Period : 01/12/2010 to 30/06/2013				

(Taka in Lakh)

Sl. #	Ministry/Division/Project Name with Code No. and Implementation Period	Project Cost	Cummulative Progress upto Reporting Period	
		Total Taka P.A.	Expenditure	Progress
			Total Taka P.A.	Financial Physical
(1)	(2)	(3)	(4)	(5)
179.	5041-5176 Development and Expansion of Ataikula-Sujanagar Road (including construction of bridge).	1,675.00 1,675.00 0.00	1,342.00 1,342.00 0.00	80.12% 30.03%
Impl. Period : 01/12/2010 to 30/06/2013				
180.	5041-5188 Construction of PC Girder Bridge (Palpara Bridge) on 3rd k.m. of Comilla-Burichang-Brahmanpara-Mirpur Road.	1,552.00 1,552.00 0.00	1,253.00 1,253.00 0.00	80.73% 25.77%
Impl. Period : 01/07/2010 to 31/12/2012				
181.	5041-5203 Development of 16 roads Gopalganj District.	38,771.00 38,771.00 0.00	166.00 166.00 0.00	0.43% 0.43%
Impl. Period : 01/03/2011 to 30/06/2013				
182.	5041-5224 Rehabilitation of Existing Meghna Bridge.	43,664.00 43,664.00 0.00	43,664.00 43,664.00 0.00	100.00% 13.34%
Impl. Period : 01/07/2011 to 30/06/2013				
183.	5041-5232 Technical Assistance for Road Safety Improvement Programme.	458.00 15.00 443.00	455.00 14.00 441.00	99.34% 0.00%
Impl. Period : 01/07/2011 to 30/06/2013				
Ministry of Railway Bangladesh Railway				
184.	5131-9070 Rehabilitation of Fouzderhat CGPY-SRV-Chittagong Section of East Zone.	8,722.49 8,722.49 0.00	8,268.88 8,268.88 0.00	94.80% 100.00%
Impl. Period : 01/07/2007 to 30/06/2013				
185.	5131-6533 Rehabilitation of Rajshahi-Rohanpur Border and Amnura- Chapainababganj Sections of Bangladesb Railway	15,546.70 15,546.70 0.00	14,898.34 14,898.34 0.00	95.83% 100.00%
Impl. Period : 01/07/2007 to 30/06/2013				
186.	5131-6534 Rehabilitation of Lalmonirhat-Burimari Sections of Bangladesh Railway.	17,470.25 17,470.25 0.00	17,308.15 17,308.15 0.00	99.07% 100.00%
Impl. Period : 01/07/2007 to 30/06/2013				

(Taka in Lakh)

Sl. #	Ministry/Division/Project Name with Code No. and Implementation Period	Project Cost	Cumulative Progress upto Reporting Period	
		Total Taka P.A.	Expenditure	Progress
			Total Taka P.A.	Financial Physical
(1)	(2)	(3)	(4)	(5)
187.	5131-6541 Rehabilitation of Gouripur-Jarea Jhanjail and Shamgonj-Mohongonj Section Of Bangladesh Railway.	18,090.22	17,669.14	97.67%
		18,090.22	17,669.14	97.67%
		0.00	0.00	
Impl. Period : 01/07/2008 to 30/06/2013				
Ministry of Shipping				
Bangladesh Inland Water Transport Authority (BIWTA)				
188.	5205-9030 Introduction of circular waterways in & around Dhaka City	6,500.00	5,454.10	83.91%
		6,500.00	5,454.10	100.00%
		0.00	0.00	
Impl. Period : 01/07/2005 to 30/06/2013				
189.	5205-9130 Salvage Vessel Procurement.	35,665.74	33,847.96	94.90%
		12,892.64	9,087.81	100.00%
		22,773.10	24,760.15	
Impl. Period : 01/01/2006 to 30/06/2013				
190.	5205-6112 Establishment of River Port in Noapara, Bhairab-Ashugonj and Barguna.	1,550.00	1,504.34	97.05%
		1,550.00	1,504.34	100.00%
		0.00	0.00	
Impl. Period : 01/07/2008 to 30/06/2013				
Bangladesh Land Port Authority				
191.	5205-9688 Modernization of Land Port in Benapole (1st phase)	5,157.00	5,124.41	99.37%
		5,157.00	5,124.41	99.39%
		0.00	0.00	
Impl. Period : 01/07/2008 to 30/06/2013				
Chittagong Port Authority (CPA)				
192.	5205-9010 Chittagong Port Trade Facilitation Project (Chittagong Port Authority Component).	13,000.00	14,392.90	110.71%
		2,987.00	3,507.80	95.10%
		10,013.00	10,885.10	
Impl. Period : 01/07/2004 to 31/12/2012				
Mongla Port Authority				
193.	5205-9683 Navigational Aids to Mongla Port.	2,300.00	2,139.46	93.02%
		2,300.00	2,139.46	100.00%
		0.00	0.00	
Impl. Period : 01/07/2008 to 30/06/2013				

(Taka in Lakh)

Sl. #	Ministry/Division/Project Name with Code No. and Implementation Period	Project Cost	Cumulative Progress upto Reporting Period	
		Total Taka P.A.	Expenditure	Progress
			Total Taka P.A.	Financial Physical
(1)	(2)	(3)	(4)	(5)
194.	5205-9695 Collection of a Cutter Suction Dresser, Pilot and Despass for Mongla Port.	8,293.00 8,293.00 0.00	5,891.80 5,891.80 0.00	71.05% 100.00%
Impl. Period : 01/07/2010 to 30/06/2013				
Ministry of Civil Aviation and Tourism				
Bangladesh Parjatan Corporation				
195.	5305-7180 Development of Tourism Facilities at chainababgonj, Kishorgonj, Rajshahi and Rangpur.	1,435.47 1,435.47 0.00	969.72 969.72 0.00	67.55% 100.00%
Impl. Period : 01/07/2010 to 30/06/2013				
Power Division				
Electric Generation Company of Bangladesh Ltd. (EGCBL)				
196.	5606-9625 Construction of Shiddergonj 2*120 MW Piking Power Plant .	124,563.35 47,563.35 77,000.00	118,933.85 40,394.87 78,538.98	95.48% 100.70%
Impl. Period : 01/07/2004 to 30/06/2013				
Ministry's Own				
197.	5601-5010 Sector Assesment on Power System Efficiency Improvement Project-2.	588.00 70.00 518.00	620.30 5.30 615.00	105.49% 138.88%
Impl. Period : 01/01/2010 to 31/12/2012				
Power Grid Company of Bangladesh				
198.	5605-9763 Bibiana-Comilla (north) 230 kv Transmission Line.	37,833.94 37,833.94 0.00	23,372.11 23,372.11 0.00	61.78% 100.00%
Impl. Period : 01/10/2010 to 30/06/2013				
Rural Electrification Board				
199.	5605-9698 Solar Power Irrigation Pump and Solar Home System.	2,679.00 1,005.00 1,674.00	2,196.21 417.38 1,778.83	81.98% 100.00%
Impl. Period : 01/07/2011 to 30/06/2013				
Ministry of Expatriates' Welfare and Overseas Employment				
Manpower, Employment and Training Bureau				
200.	6531-5020 UN-GOB Joint Programme to Address Against Women.	323.00 0.00 323.00	339.92 0.00 339.92	105.24% 105.23%
Impl. Period : 01/07/2010 to 30/06/2013				

(Taka in Lakh)

Sl. #	Ministry/Division/Project Name with Code No. and Implementation Period	Project Cost	Cummulative Progress upto Reporting Period	
		Total Taka P.A.	Expenditure	Progress
			Total Taka P.A.	Financial Physical
(1)	(2)	(3)	(4)	(5)
201.	6531-5030 Network for Prevention and Protection of Women Migrant Workers from Violence.	69.00 0.00 69.00	69.00 0.00 69.00	100.00% 100.00%
Impl. Period : 01/01/2010 to 31/01/2013				
202.	6531-5015 Economic Empowerment of Women Migrant Works from Bangladesh.	54.00 0.00 54.00	45.00 0.00 45.00	83.33% 83.33%
Impl. Period : 01/07/2011 to 30/06/2013				
Legislative and Parliament Affairs Division				
Legislative and Parliament Affairs Division (own)				
203.	2301-5004 Policy Advocacy and Legislative Reform.	1,072.00 15.00 1,057.00	104.54 6.00 98.54	9.75% 10.96%
Impl. Period : 01/07/2009 to 31/12/2012				
204.	2301-5011 Implementation of CEDAWO for Reducing Violence Against Women.	112.00 15.00 97.00	73.40 2.75 70.65	65.54% 67.70%
Impl. Period : 01/07/2010 to 31/12/2012				
Ministry of Information and Communication Technology				
Bangladesh Computer Council (BCC)				
205.	2805-7360 Support to Hi-Tech Park Authority to Establish Hi-Tech Park at Kaliakoire, Gazipur.	1,793.43 1,793.43 0.00	1,766.14 1,766.14 0.00	98.48% 97.00%
Impl. Period : 01/04/2010 to 31/03/2013				

বার্ষিক উন্নয়ন কর্মসূচি বাস্তবায়ন অগ্রগতি পর্যালোচনা
(২০১২-২০১৩)

২০১২-১৩ অর্থ বছরের সংশোধিত এডিপিতে অন্তর্ভুক্ত
‘সমাপ্ত প্রকল্পের প্রভাব মূল্যায়ন (Impact Evaluation)’
এবং
‘আউট-সোর্সিংএর মাধ্যমে চলতি প্রকল্পের নিবিড় পরিবীক্ষণ’
সংক্রান্ত বিবরণ

‘ক’: ‘আউট সোর্সিং’এর মাধ্যমে পরিচালিত সমীক্ষা

প্রকল্পের নাম	বাস্তবায়ন কাল	সমীক্ষার জন্য ব্যয় (লক্ষ টাকায়)
(১)	(২)	(৩)
১। ঢাকা শহরে সীমিত আয়ের লোকদের নিকট ভাড়া খরিদ পদ্ধতিতে বিক্রয়/সরকারি কর্মচারীদের আবাসনের জন্য মিরপুরে ৬০০ টি ফ্ল্যাট নির্মাণ	জুলাই, ১৯৯৮ হতে জুন, ২০০৯	২২.০০
২। পল্লী উন্নয়ন প্রকল্প -২৪ : বৃহত্তর ফরিদপুর গ্রামীণ অবকাঠামো উন্নয়ন (বিশেষ সংশোধিত)	জুলাই, ১৯৯৮ হতে জুন, ২০০৯	২২.০০
৩। নির্বাচিত মাধ্যমিক বিদ্যালয়সমূহের উন্নয়ন (সরকারী ও বেসরকারী)	জুন, ১৯৯৭ হতে জুলাই, ২০০৯	২২.০০
৪। দেশের উত্তরাঞ্চলে ১.১০ টন ধারন ক্ষমতা সম্পন্ন নতুন খাদ্য গুদাম নির্মাণ	জুলাই, ২০০৯ হতে জুন, ২০১২	২২.০০
৫। মৎস্য পন্য পরিদর্শন ও মাননিয়ন্ত্রন কার্যক্রম জোরদারকরণ প্রকল্প	জুলাই, ২০০৫ - জুন, ২০১০	২২.০০
৬। এশীয় উন্নয়ন ব্যাংক সাহায্যপুষ্ট জরুরী বন্যা ক্ষয়খতি পুনর্বাসন প্রকল্প ২০০৭	জানুয়ারী, ২০০৮- ডিসেম্বর, ২০১০	২২.০০
৭। অবশিষ্ট ৪১টি জেলায় ইলেকট্রিক্যাল এন্ড ইঞ্জিনিয়ারিং ৫৫টি জেলায় ইলেকট্রিক্স এবং ৫৫টি জেলায় রেফ্রিজারেশন এন্ড এয়ারকন্ডিশনিং বিষয়ে প্রশিক্ষণ কার্যক্রম সম্প্রসারণ (৩য় সংশোধিত)	জুলাই, ২০০৫ - জুন, ২০১১	২২.০০
৮। প্রাথমিক শিক্ষা উন্নয়ন কর্মসূচি (২য় পর্যায়)	জুলাই, ২০০৩ - জুন, ২০১১	২২.০০

‘খ’ : নিজস্ব জনবল দ্বারা পরিচালিত সমীক্ষা

প্রকল্পের নাম		বাস্তবায়নকাল	সমীক্ষার জন্য প্রকৃত ব্যয় (লক্ষ টাকায়)
(১)		(২)	(৪)
১।	মহিলা ও শিশু ডায়াবেটিক, এন্ডোক্রিন মেটাবলিক হাসপাতাল (২য় সংশোধিত)।	জুলাই ২০০৫ হতে জুন ২০১১	১৫০০
২।	উপজেলা ও গ্রোথ সেন্টারে ডিজিটাল টেলিফোন এক্সচেঞ্জ স্থাপন (২য় সংশোধিত৩)	জুলাই, ২০০২ হতে জুন, ২০১০	১৫.০০
৩।	জেলা শিল্পকলা একাডেমীসমূহের সংস্কারসম্প্রসারণ , ও সুশমকরণ	জুলাই, ২০০৬ হতে জুন, ২০১১	১৫.০০
৪।	যমুনা-মেঘনা রিভার ইরোশন মিটিগেশন প্রকল্প ২) (সংশোধিত	২০০২ - ০৩ হতে ২০১০ - ১১	১৫.০০
৫।	মসজিদ ভিত্তিক শিশু ও গণশিক্ষা কার্যক্রম ৪) (পর্যায়	জানুয়ারী, ০৬ হতে ডিসেম্বর, ০৮	৮৫০
৬।	বাংলাদেশে ঝুঁকিপূর্ণ কাজে নিয়োজিত শিশুশ্রম নিরসন (২য় পর্যায়২)।	জুন, ২০০৫ হতে জুন, ২০০৯	৮৫০.
৭।	সৌর বিদ্যুতের মাধ্যম পল্লী বিদ্যুতায়ন	২০০২- ০৩ হতে ২০০৭-০৮	৮.৫০
৮।	বিদ্যমান ২০ টি পলিটেকনিক ইনস্টিটিউটের আধুনিকীকরণ ও ১৮টি নতুন পলিটেকনিক ইনস্টিটিউট স্থাপন	জুলাই, ১৯৯৮ হতে জুন, ২০০৮	৮.৫০
৯।	বাংলাদেশের কুমিল্লা জেলার বুড়িচং উপজেলার সমন্বিত গ্রাম উন্নয়ন	জুলাই, ২০০৮ হতে ডিসেম্বর, ২০১১	৬.১০
১০।	গ্রামীণ ডাক সার্ভিস উন্নয়ন প্রকল্প (৪র্থ পর্যায়৪)	জুলাই, ২০০৮ হতে জুন, ২০১১	৬.৫০
১১।	নির্বাচিত মাদ্রাসায় দাখিল কোর্স (ভোকেশনাল) (২য় পর্যায়১)প্রবর্তন	এপ্রিল, ২০০২ হতে ডিসেম্বর, ১০	৭.৯০
১২।	নৌ দুর্ঘটনা প্রশমনকল্পে অভ্যন্তরীণ-নৌ চলাচল পূর্বাভাস কেন্দ্র স্থাপন	জুলাই, ২০০৫ হতে জুন, ২০১০	৬.৫০
১৩।	ট্রান্সলুসেন্ট ব্যালট বক্স (TBBS)	সেপ্টেম্বর, ০৮ হতে জুন, ২০১০	৬.৫০
১৪।	সিলেটের মনিপুরী তাত শিল্পের উন্নয়নে প্রশিক্ষণ , নক্সা উন্নয়নপ্রদর্শনী ও বিক্রয় কেন্দ্র স্থাপন তাত বস্ত্র , (২য় সংশোধিত১)	মে, ২০০২ হতে জুন, ২০১০	৬.১০

সংযোজনী-‘ঝ’

২০১২-২০১৩ অর্থ বছরে ব্যক্তি পরামর্শক নিয়োগের মাধ্যমে নিবিড় পরিবীক্ষণের তথ্যাদি

(লক্ষ টাকায়)

প্রকল্পের নাম	বাস্তবায়ন কাল	প্রকল্পের মোট প্রাক্কলিত ব্যয়	Out-sourcing এর জন্য বরাদ্দকৃত অর্থ	চুক্তির মূল্য	Out-sourcing এর জন্য প্রকৃত ব্যয়	অবশিষ্ট ব্যয়
১। রুরাল ইলেক্ট্রিফিকেশন আপগ্রেডেশন প্রজেক্ট (রাজশাহী, রংপুর, খুলনা, বরিশাল বিভাগ) - বিদ্যুৎ বিভাগ	জুলাই ২০১০ হতে জুন ২০১৫	১৩২২১৮.১২	১২.০০	১১.৬০	১.১৪৭	১০.৮৫
২। ৩১০ টি উপজেলা সদরে নির্বাচিত বেসরকারী মাধ্যমিক বিদ্যালয় সমূহকে মডেল স্কুলে রূপান্তর শীর্ষক প্রকল্প - মাধ্যমিক ও উচ্চ শিক্ষা অধিদপ্তর, শিক্ষা মন্ত্রণালয়	জানুয়ারী ২০০৯ হতে ডিসেম্বর, ২০ ১৪	৪৬৫৭৭.০০	১১.৬০	১১.৬০	১১.১৭৫	০.৪৩
৩। মাদারীপুর চরমুগুরিয়া টেকেরহাট গোপালগঞ্জ নৌপথ খনন-নৌ পরিবহন মন্ত্রণালয়	জানুয়ারী ১১ হতে জুন ২০১৩	১৪৮৪৫.০০	৮.৬০	৮.৬০	৮.২৮	০.৩২
৪। ঢাকা-চট্টগ্রাম মহাসড়কে ৪ লেনে উন্নীতকরণ (দাউদকান্দি-চট্টগ্রাম অংশ)	০১/১২/২০১ ২ হতে ৩০/০৬/২০১ ৩	৮৬০০.০০	৮.৬০	৮.৬০	৭.৯২	০.৬৮
৫। বিশেষ গ্রামীণ পানি সরবরাহ প্রকল্প -স্থানীয় সরকার বিভাগ	জুলাই ২০১০ হতে জুন ২০১৪	৬৯৯৯৯.৪৪	১১.০০	১০.৬০	১০.৪০	০.২০
৬। রিভাইটালাইজেশন অব কমিউনিটি হেলথ কেয়ার ইনিসিয়েটিভ ইন বাংলাদেশ -স্বাস্থ্য ও পরিবার কল্যাণ মন্ত্রণালয়	জুলাই/০৯ হতে জুন ১৪	২৬৭৭৪৯.০০	১২.০০	১১.৬০	১০.৫৯	১.০০
৭। পাবনা জেলার সুজানগর উপজেলার গাজনার বিলের সংযোগ নদী খনন, সেচ সুবিধার উন্নয়ন এবং মৎস্য চাষ প্রকল্প - পানি সম্পদ মন্ত্রণালয়	জানু ২০১০ হতে জুন ২০১৩	৩৬১৬৬.৯১	৭.০০	১০.০০	৫.৬৩৫	১.৩৭